


Cel-Fi SOLO RED Box Label



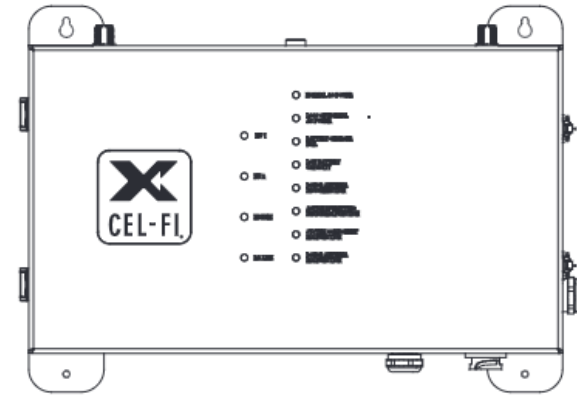
 NEXTIVITY INC
CEL-FI[®] SOLO RED
M/N: L41-7EB

Included:

- Mounting Hardware
- Form-C Cable

Specification:

- Supports LMR 700/800 MHz
- 0.5 Watts Output Power
- Built-in Annunciator Panel
- NEMA 4 Rated



POWERED BY
IntelliBoost[®]



410N045-L41-10RA


Item: Box Label

Arena PN: **410N045-L41-10**

Size: 4.5" x 2"


Cel-Fi SOLO RED Product Label



 NEXTIVITY INC
CEL-FI[®] SOLO RED
M/N: L41-7EB


L41-10

Input 12V \equiv 6A
Type 4x Enclosure



S/N:1234567890

FCC ID: YETL41-7EB
IC: 9298A-L417E
Contains FCC ID: 2ABCB-RPI3BP
Contains IC: 20953-RPI3P


Intertek
5003908
Conforms to
UL STD 2524

MADE IN CHINA
PATENT PROTECTED

No serviceable parts inside. Warranty void if opened.

Class B signal booster

Item: Product Label

Arena PN: **410N032-L41-10**

Size: 2" x 1.5"

Cel-Fi SOLO RED User Instruction Label



 NEXTIVITY INC
CEL-FI® SOLO RED
M/N: F41-7EB

L41-03

Environmental: Indoor
Location: Dry
Temperature: 32 to 122 °F
Recommended Ambient Temp: 80 °F

USER INSTRUCTIONS/WARNINGS:

Only Authority Having Jurisdiction (AHJ) and Cel-Fi certified installers may operate this system. See Cel-Fi SOLO RED user manual version 1.4 for all safety, installation and operational instructions and warnings. Manual can be found at www.cel-fi.com/solo-red/.

Public Safety Notes

The Cel-Fi SOLO RED shall be installed in accordance with the following Model Building and Installation Codes:

- Standard for the Installation, Maintenance, & Use of Emergency Services
- Communications Systems, NFPA 70
- Fire Code NFPA 1
- Life Safety Code, NFPA 101

16550 West Bernardo Drive, Building 5, Suite 550
San Diego, CA 92127, USA

410N026-L41-03RA

Item: User Instruction Label
Arena PN: 410N026-L41-03
Size: 3" x 1.5"

Cel-Fi SOLO RED Product Label Location



X NEXIVITY INC
CEL-FI SOLO RED
M/N: F41-7EB

L41-03

Environmental: Indoor
Location: Dry
Temperature: 32 to 122 °F
Recommended Ambient Temp: 80 °F

USER INSTRUCTIONS/WARNINGS:

Only Authority Having Jurisdiction (AHJ) and Cel-Fi certified installers may operate this system. See Cel-Fi SOLO RED user manual version 1.4 for all safety, installation and operational instructions and warnings. Manual can be found at www.cel-fi.com/solo-red/.

Public Safety Notes

The Cel-Fi SOLO RED shall be installed in accordance with the following Model Building and Installation Codes:

- Standard for the Installation, Maintenance, & Use of Emergency Services
- Communications Systems, NFPA 70
- Fire Code NFPA 1
- Life Safety Code, NFPA 101

16550 West Bernardo Drive, Building 5, Suite 550
San Diego, CA 92127, USA

410N026-L41-03RA

410N026-L41-03
User Instruction Label



410N032-L41-10
Product Label

Cel-Fi SOLO RED Label Location



Item: Part 90 Signal Boosters
Arena PN: 410N026-G32-00
Size: 1" x 2.5"

Part 90 Signal Boosters

WARNING. This is **NOT** a **CONSUMER** device. It is designed for installation by **FCC LICENSEES** and **QUALIFIED INSTALLERS**. You **MUST** have an **FCC LICENSE** or express consent of an FCC Licensee to operate this device. You **MUST** register Class B signal boosters (as defined in 47 CFR 90.219) online at www.fcc.gov/signal-boosters/registration. Unauthorized use may result in significant forfeiture penalties, including penalties in excess of \$100,000 for each continuing violation.