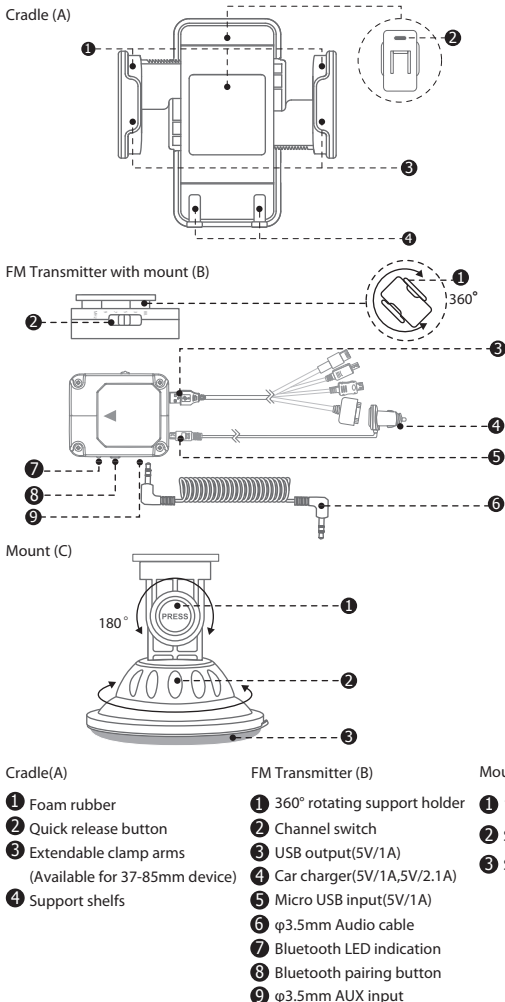


3 in 1 Universal Bluetooth FM Transmitter Car Charger and Cradle

CF-3501FMXP User's Guide

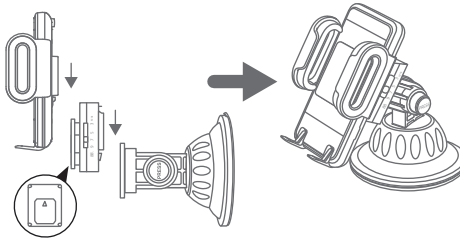
CF-3501FMXP-V1-1212

Sketch Map

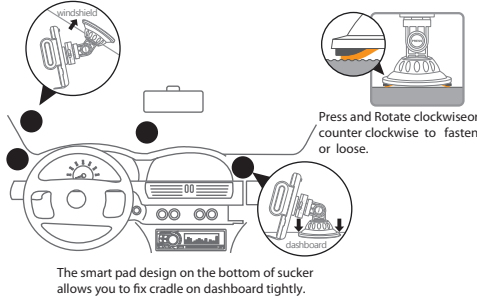


Operating Instructions

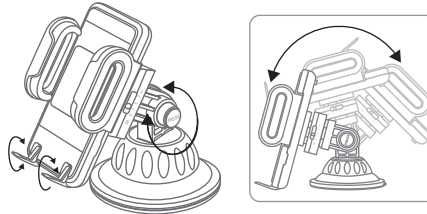
1. Unify Cradle, FM transmitter and Car Charger.



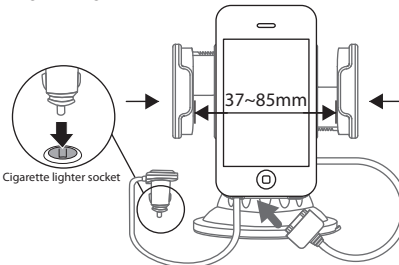
2. Press the suction and clockwise rotate the ring to Install CF-3501FMXP on a windshield or dashboard.



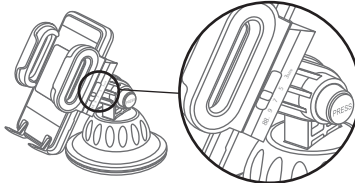
3. Press and hold "PRESS" button to adjust direction.



4. The USB port provides 5V/1A output for charge your USB-Powered device through USB cable (Please make sure your device can be charged through USB).



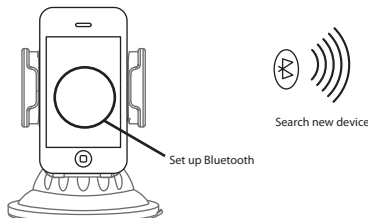
5. Position the channel switch to match FM channel on your car radio.



6. Press pairing button over 2 seconds to entry bluetooth pairing mode.



7. Turn on MP3 device's bluetooth function, search and pair with CF-3501FMXP, then Play the music with MP3 device.



8. Charge, cradle and enjoy the music while driving.

Key Features

- Universal holder, Car Charger and Bluetooth FM Transmitter Module
- Bluetooth 3.0+EDR, Class 2, effective range around 10 meters
- 4 channels selection for better audio quality transmission
- CA-2721µs is a powerful and low profile design 2.1A car charger quickly and easily in any direction
- FMXP-T1 Offers a USB port for mobile device charging with own cable Soft holder grips and backing that will not scratch your device.
- 360° rotating connector and swiveling joint let you adjust the viewing angle of your mobile device quickly and easily in many directions
- Special "Smart Pad"™ design is suitable for windshield / dashboard and middle console
- The "Smart Pad"™ is re-workable after cleaning and drying the surface of sticky material with water or alcohol softly when contaminated
- Soft holder grips and backing that will not scratch your device
- Connect φ3.5mm audio cable from AUX output to your car, get more better audio quality directly

Notice



"Hereby, DIGIDOCK DEVELOPMENT INC., declares that this FM Transmitter is in compliance with the essential requirements and other relevant provisions of Directive 1999 / 5 / EC."

AT	CZ	FI	IS	LT	PT	SE	FR
BE	DK	DE	IE	MT	SK	CH	IT
EE	BG	LV	NL	RO	TR	LU	CY
HU	PL	ES	GB	NO	TR	LI	

■ THE MANUFACTURER IS NOT RESPONSIBLE FOR ANY RADIO OR TV INTERFERENCE CAUSED BY UNAUTHORIZED MODIFICATIONS TO THIS EQUIPMENT. SUCH MODIFICATIONS COULD VOID THE USER'S AUTHORITY TO OPERATE THE EQUIPMENT.

■ Don't leave FM transmitter in your car in a hot sunny weather.

■ To keep same tacky power, please clean the smart pad with water when contaminated.

Specifications

	Specification	Bluetooth V3.0 + EDR , Class 2
Bluetooth	Effective Range	10 meters
Operation / Storage Temp		0°C ~50°C / -20°C ~80°C
FM Channel		88.3 / 88.5 / 88.7 / 88.9 MHz
Micro USB Input		5V
Car Charger Output		5V / 2.1A(Max)
Car charge input		12V / 24V
FM Transmitter USB Output		5V / 1A
Dimension		135*110*80mm(Accessories are not included)
Net Weight		137g(Accessories are not included)
Accessories		Smart Pad™ / Alcohol Cleaning Pad
Package content		Universal Holder / Bluetooth FM Transmitter Suction Mount

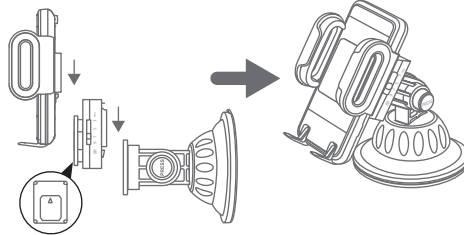
Precautions

- The mounting surface should be clean and dry, use alcohol pad to remove any waxes or polishes.
- When PU suction cup is aging or does not stick, please loosen the suction cup and clean the surface with water.

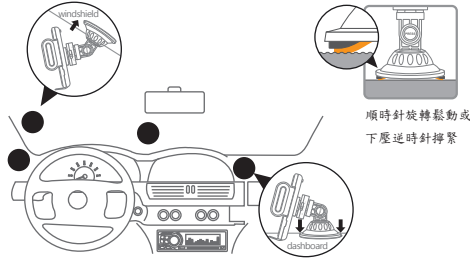
車架型多功能
全頻藍芽MP3播放暨充電器

CF-3501FMXP 使用說明書
CF-3501FMXP-V1-1212

1. 組合通用型手機架(A)、FM調頻播放器(B)及吸盤式車架(C)。

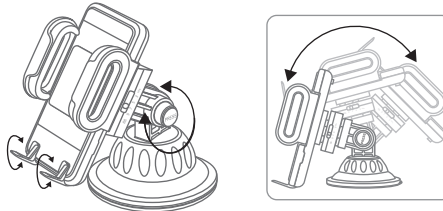


2. 順序將吸盤下壓並正時針方向旋轉旋鈕以將 CF-3501FMXP 安裝在擋風玻璃或儀表板上。

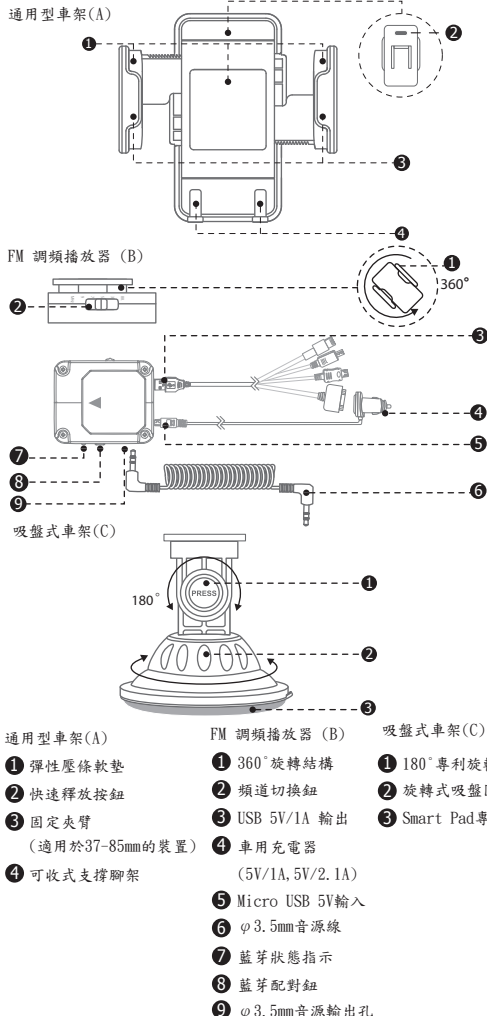


SmartPad設計讓您的車架緊緊地固定在儀表板上。
SmartPad髒污時，恐影響其固定黏性，請視情況使用清水或酒精棉片擦拭，以保持最佳使用狀態。

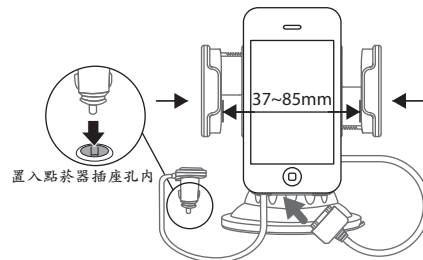
3. 按壓“PRESS”按鈕來調整適當的方向及角度。



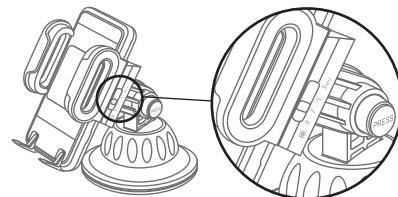
產品示意圖



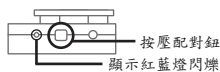
4. 透過裝置充電線分別連接於裝置及FM調頻播放器上的USB輸出 (5V/1A)，即可為您的裝置進行充電。



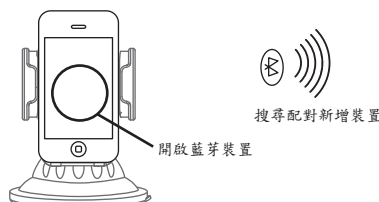
5. 將音響與CF-3501FMXP調整至相同頻道，即可透過FM調頻播放器從車上的廣播頻道播放音樂。



6. 壓按配對鍵(約2-3秒)進行藍芽配對模式(紅藍閃爍狀態)。



7. 開啟MP3播放器的藍芽功能，搜尋並連線到CF-3501FMXP後播放MP3播放器中的音樂。



8. FM調頻播放器，同時兼具車架及充電功能，讓您在開車的同時，不斷地享受喜愛的音樂。

貼心設計

- 整合性通用型手機車架、FM Transmitter及車充設計
- 藍芽 3.0 + EDR, Class 2, 有效範圍約10公尺
- 四組頻道供彈性選擇，以取得理想之頻道來取得品質較佳音樂傳輸
- CA-2721μ 提供強而有力的2.1A電流，可隨時對iPhone / iPod進行充電
- 獨特的“Smart Pad™”，強化了旋轉型吸盤的吸附能力，可更廣泛地使用在汽車前擋、玻璃或大部份平面的儀表板上
- “Smart Pad™”具重複使用性，表面髒污在經過水洗或酒精擦拭後，即可有效回復其強化吸附的效果
- 360°旋轉頭及雙向的兩段式關節設計，更便利了iPhone / iPod使用時在角度上的調整
- 夾具兩側的軟墊設計，不僅更能緊緊抓住，同時也不致刮、撞傷您的裝置
- 透過φ 3.5mm的音源輸出接到汽車的AUX輸入，將最直接取得更好的音質享受

規格說明

規格	藍芽 V3.0 + EDR, Class 2
藍芽 有效範圍	10 公尺
FM調頻頻道	88.3 / 88.5 / 88.7 / 88.9 MHz
操作溫度	0 °C ~50 °C
儲存溫度	-20°C - 80 °C
Mini USB 車充輸出電壓	DC 5V
Mini USB 車充輸入電壓	DC 12V / 24V
充電電流輸出	800 mA
調頻器電力來源	車用點煙器(專用Mini USB 車充)
車架材質	POM (塑膠) 以及 ABS 複合設計
淨重	161克
尺寸	12.8 mm x 12 mm x 8 mm (不含配件)
附件	Mini USB 車充

注意事項

- 如果吸附的表面有上蠟、光亮劑..等將有可能影響吸附力
- PU墊若吸附力不佳時，請先旋轉放鬆靜置至PU墊平整並將PU墊清潔乾淨後再使用

FCC ID: YEKFXP-T1

This device complies with Part 15 of the FCC Rules. Operation is subject to the following two conditions: (1) this device may not cause harmful interference, and (2) this device must accept any interference received, including interference that may cause undesired operation.

Changes or modifications not expressly approved by the party responsible for compliance could void the user's authority to operate the equipment.