


## Appendix C. Test Setup Photographs & EUT Photographs

### Test Setup Photographs


**EUT Back (Main Antenna)**




**EUT Back (Aux Antenna)**



### EUT Bottom (Main Antenna)



### EUT Top (Aux Antenna)






**Depth of the liquid in the phantom-Zoom In (2.4GHz)**



**Depth of the liquid in the phantom-Zoom In (5GHz)**



Note: The positions used in the measurements were according to IEEE 1528-2013.