

FCC PART 15.407

TEST REPORT

For

DT Research Inc.

6F., NO.1, Ning-Po E. Street, Taipei 100, Taiwan.

FCC ID: YE3800I
Model: DT301

Report Type: Original Report	Product Type: Mobile Tablet
Test Engineer: Costa Dong	<i>Costa Dong</i>
Report Number: RDG160608001-00D	
Report Date: 2016-07-12	
Reviewed By: Dean Liu RF Engineer	<i>Dean Liu</i>
Test Laboratory: Bay Area Compliance Laboratories Corp. (Dongguan) No.69 Pulongcun, Puxinhu Industrial Zone, Tangxia, Dongguan, Guangdong, China Tel: +86-769-86858888 Fax: +86-769-86858891 www.baclcorp.com.cn	

Note: This test report is prepared for the customer shown above and for the device described herein. It may not be duplicated or used in part without prior written consent from Bay Area Compliance Laboratories Corp. (Dongguan).

TABLE OF CONTENTS

GENERAL INFORMATION.....4

 PRODUCT DESCRIPTION FOR EQUIPMENT UNDER TEST (EUT).....4

 OBJECTIVE4

 RELATED SUBMITTAL(S)/GRANT(S).....4

 TEST METHODOLOGY4

 TEST FACILITY4

SYSTEM TEST CONFIGURATION.....5

 DESCRIPTION OF TEST CONFIGURATION5

 EUT EXERCISE SOFTWARE6

 EQUIPMENT MODIFICATIONS6

 LOCAL SUPPORT EQUIPMENT LIST AND DETAILS6

 SUPPORT CABLE LIST AND DETAILS7

 BLOCK DIAGRAM OF TEST SETUP7

SUMMARY OF TEST RESULTS8

FCC §15.407 (f) & §1.1310 & §2.1093- RF EXPOSURE9

 APPLICABLE STANDARD9

 RESULT9

FCC §15.203 – ANTENNA REQUIREMENT10

 APPLICABLE STANDARD10

 ANTENNA CONNECTOR CONSTRUCTION10

FCC §15.407 (b) (6) §15.207 (a) – CONDUCTED EMISSIONS11

 APPLICABLE STANDARD11

 MEASUREMENT UNCERTAINTY11

 EUT SETUP11

 EMI TEST RECEIVER SETUP.....12

 CORRECTED AMPLITUDE & MARGIN CALCULATION12

 TEST EQUIPMENT LIST AND DETAILS.....12

 TEST PROCEDURE13

 TEST RESULTS SUMMARY13

 TEST DATA13

FCC §15.209, §15.205 & §15.407(b) (1) (6) (7) –UNWANTED EMISSION.....16

 APPLICABLE STANDARD16

 MEASUREMENT UNCERTAINTY16

 EUT SETUP17

 EMI TEST RECEIVER & SPECTRUM ANALYZER SETUP18

 TEST PROCEDURE18

 CORRECTED AMPLITUDE & MARGIN CALCULATION19

 TEST EQUIPMENT LIST AND DETAILS.....20

 TEST RESULTS SUMMARY20

 TEST DATA20

FCC§15.407(b) –CONDUCTED SPURIOUS EMISSION AT ANTENNA PORT40

 APPLICABLE STANDARD40

 TEST EQUIPMENT LIST AND DETAILS.....41

 TEST DATA41

FCC §15.407(a) –EMISSION BANDWIDTH165

APPLICABLE STANDARD165
TEST EQUIPMENT LIST AND DETAILS.....165
TEST PROCEDURE165
TEST DATA165

FCC §15.407(a) (1) (ii) (4) –MAXIMUM CONDUCTED OUTPUT POWER.....210

APPLICABLE STANDARD210
TEST EQUIPMENT LIST AND DETAILS.....211
TEST PROCEDURE211
TEST DATA211

FCC §15.407(a) - POWER SPECTRAL DENSITY214

APPLICABLE STANDARD214
TEST PROCEDURE215
TEST EQUIPMENT LIST AND DETAILS.....215
TEST DATA215

FINAL

GENERAL INFORMATION

Product Description for Equipment under Test (EUT)

The *DT Research Inc.*'s product, model number: *DT301 (FCC ID: YE3800I)* (the "EUT") in this report was a *Mobile Tablet*, which was measured approximately: 27.2 cm (L) x 19.0 cm (W) x 2.2 cm (H), rated input voltage: DC 7.2V rechargeable Li-ion battery or DC19V charging from adapter. The device used Intel® Dual Band Wireless-AC 7265 module, FCC ID:PD97265NG, which support Bluetooth 4.0 standard include BLE and 802.11a/b/g/n/ac.

Adapter information:

Model: A11-065N1A

Input: 100-240V~50/60Hz, 1.7A

Output: 19V, 3.42A

All measurement and test data in this report was gathered from production sample serial number: 160608001 (Assigned by BACL, Dongguan). The EUT was received on 2016-06-08.

Objective

This type approval report is prepared on behalf of *DT Research Inc.* in accordance with Part 2-Subpart J, Part 15-Subparts A, B and E of the Federal Communications Commission's rules.

The tests were performed in order to determine compliance with FCC Part 15, Subpart E, section 15.203, 15.205, 15.207, 15.209 and 15.407 rules.

Related Submittal(s)/Grant(s)

FCC Part 15C DTS, DSS and Part 22H, 24E, 27 PCB submissions with FCC ID: YE3800I.

Test Methodology

All measurements contained in this report were conducted with ANSI C63.4-2013, American National Standard for Methods of Measurement of Radio-Noise Emissions from Low-Voltage Electrical and Electronic Equipment in the range of 9 kHz to 40 GHz.

All emissions measurement was performed and Bay Area Compliance Laboratories Corp. (Dongguan).

Test Facility

The Test site used by Bay Area Compliance Laboratories Corp. (Dongguan) to collect test data is located on the No.69 Pulongcun, Puxinhu Industrial Zone, Tangxia, Dongguan, Guangdong, China

Test site at Bay Area Compliance Laboratories Corp. (Dongguan) has been fully described in reports submitted to the Federal Communications Commission (FCC). The details of these reports have been found to be in compliance with the requirements of Section 2.948 of the FCC Rules on February 06, 2015.

The Federal Communications Commission has the reports on file and is listed under FCC Registration No.: 273710. The test site has been approved by the FCC for public use and is listed in the FCC Public Access Link (PAL) database.

SYSTEM TEST CONFIGURATION

Description of Test Configuration

The system was configured for testing in an engineering mode, which is provided by manufacture.

The system support 802.11a/n ht20/n ht40/ac vht20/ac vht40/ac vht80, the vh20/vht40 were reduced since the identical parameters with 802.11n ht20 and ht40, except the 802.11ac channel cross the band U-NII 2C to U-NII 3.

For 5150~5250 MHz band, 7 channels are provided:

Channel	Frequency (MHz)	Channel	Frequency (MHz)
36	5180	44	5220
38	5190	46	5230
40	5200	48	5240
42	5210	/	/

For 802.11a, 802.11n ht20, Channel 36, 40 and 48 was tested, for 802.11n ht40, Channel 38, 46 were tested, for 802.11ac 80, channel 42 was tested.

For 5250~5350 MHz band, 7 channels are provided:

Channel	Frequency (MHz)	Channel	Frequency (MHz)
52	5260	60	5300
54	5270	62	5310
56	5280	64	5320
58	5290	/	/

For 802.11a, 802.11n ht20, Channel 52, 56 and 64 were tested, for 802.11n ht40, Channel 54, 62 were tested. For 802.11ac 80, channel 58 was tested.

For 5470~5725 MHz band, 21 channels are provided:

Channel	Frequency (MHz)	Channel	Frequency (MHz)	Channel	Frequency (MHz)
100	5500	116	5580	132	5660
102	5510	118	5590	134	5670
104	5520	120	5600	136	5680
106	5530	122	5610	138	5690
108	5540	124	5620	140	5700
110	5550	126	5630	142	5710
112	5560	128	5640	144	5720

For 802.11a, 802.11n ht20, Channel 100, 116 and 140 were tested, for 802.11n ht40, Channel 102, 118 and 134 were tested, for 802.11ac 80, channel 106, 122 were tested. For 802.11ac channel cross the band U-NII 2C to U-NII 3, channel 144 for ac20, 142 for ac40, 138 for ac80 were chosed to test for compliance requirement.

For 5725~5850MHz band, 8 channels are provided to testing:

Channel	Frequency (MHz)	Channel	Frequency (MHz)
149	5745	159	5795
151	5755	161	5805
153	5765	165	5825
155	5775	/	/
157	5785	/	/

For 802.11a, 802.11n ht20, Channel 149, 157 and 165 was tested, for 802.11n ht40, Channel 151, 159 was tested, for 802.11ac 80, channel 155 was tested.

EUT Exercise Software

The Engineering mode was configured by the software: DRTU V1.7.7, which was used to configure the test channel, and test data rate, the maximum power level was configured as default value by the system.

The device support SISO and MIMO mode, 100% ducty cycle was configured by the software, the worst-case data rates are determined to be as follows for each mode based upon investigations by measuring the average power and PSD across all data rates bandwidths, and modulations. The worst data rates as below:

802.11a: 6Mbps
 802.11n ht20 SISO: MCS0
 802.11n ht20 MIMO: MCS8
 802.11n ht40 SISO: MCS0
 802.11n ht40 MIMO: MCS8
 802.11ac 80: MCS0
 802.11ac 80: MCS8

Equipment Modifications

No modification was made to the EUT.

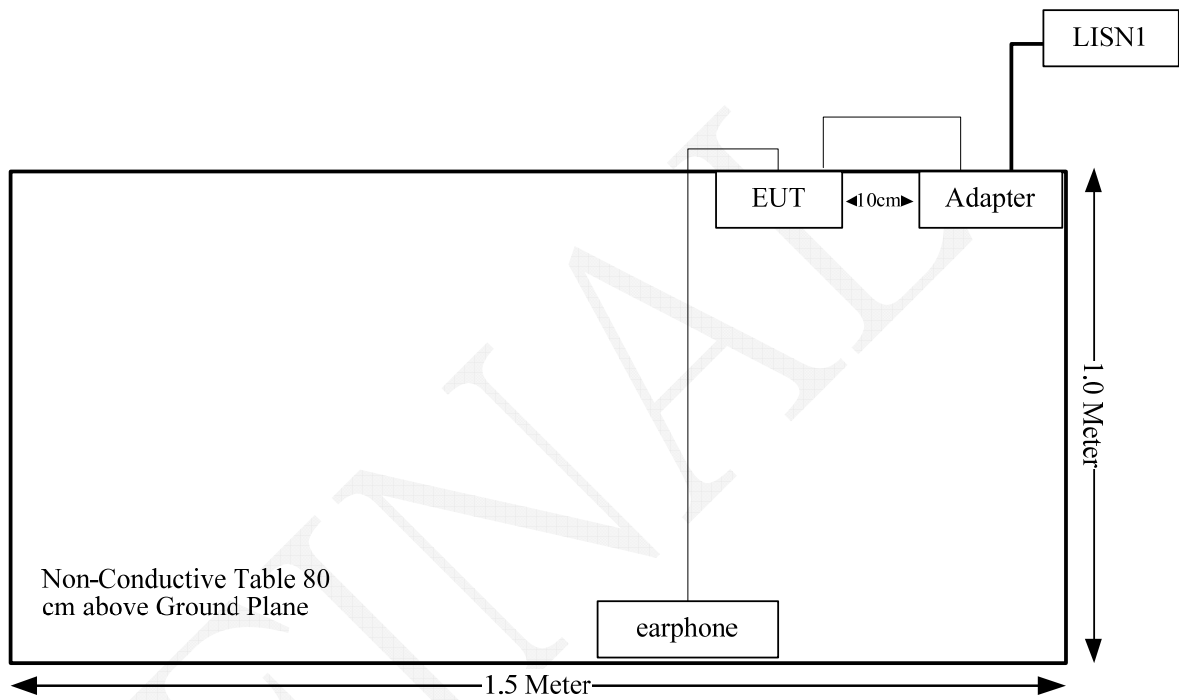
Local Support Equipment List and Details

Manufacturer	Description	Model	Serial Number
Huawei	Earphone	/	/

Support Cable List and Details

Cable Description	Shielding Type	Ferrite Core	Length (m)	From Port	To
Adapter cable	Yes	No	1.83	Adapter	EUT
Earphone Cable	No	No	1.2	EUT	Earphone

Block Diagram of Test Setup



SUMMARY OF TEST RESULTS

FCC Rules	Description of Test	Result
FCC §15.407 (f) & §1.1310 & §2.1093	RF Exposure	Compliance
§15.203	Antenna Requirement	Compliance
§15.407(b)(6)& §15.207(a)	Conducted Emissions	Compliance
§15.205& §15.209 &§15.407(b) (1),(6),(7)	Undesirable Emission& Restricted Bands	Compliance
&§15.407(b) (1),(6),(7)	Spurious Emission Antenna Ports	Compliance
§15.407(a) (1)	26 dB Bandwidth	Compliance
§15.407(a)(1),	Conducted Transmitter Output Power	Compliance
§15.407 (a)(1),(5)	Power Spectral Density	Compliance
§15.407(H)	Dynamic Frequency Selection	Compliance*

Compliance*: please refer the report number RDG160608001-DFS.

FCC §15.407 (f) & §1.1310 & §2.1093- RF EXPOSURE

Applicable Standard

According to §15.407(f) and §1.1310, U-NII devices are subject to the radio frequency radiation exposure requirements specified in §§ 1.1307(b), 2.1091 and 2.1093 of this chapter, as appropriate. All equipment shall be considered to operate in a "general population/uncontrolled" environment. Applications for equipment authorization of devices operating under this section must contain a statement confirming compliance with these requirements for both fundamental emissions and unwanted emissions. Technical information showing the basis for this statement must be submitted to the Commission upon request.

Result

The SAR data please refer to the SAR report, report No.:RDG160608001-20 and RDG160608002-20.

FCC §15.203 – ANTENNA REQUIREMENT

Applicable Standard

According to § 15.203, An intentional radiator shall be designed to ensure that no antenna other than that furnished by the responsible party shall be used with the device. The use of a permanently attached antenna or of an antenna that uses a unique coupling to the intentional radiator shall be considered sufficient to comply with the provisions of this section. The manufacturer may design the unit so that a broken antenna can be replaced by the user, but the use of a standard antenna jack or electrical connector is prohibited.

And according to FCC 47 CFR section 15.407 (a)(1),if transmitting antennas of directional gain greater than 6 dBi are used, both the maximum conducted output power and the peak power spectral density shall be reduced by the amount in dB that the directional gain of the antenna exceeds 6 dBi.

Antenna Connector Construction

The EUT has two internal antenna arrangement for WLAN, fulfill the requirement of this section. The antenna parameters please refer below table.

Frequency (GHz)	Main antenna Peak Gain (dBi)	AUX antenna Peak Gain (dBi)
2.4	0.86	3.25
2.45	1.02	4.08
2.5	0.69	4.14
5.15	1.6	6.01
5.25	5.02	5.87
5.35	3.37	4.40
5.47	2.89	4.54
5.6	4.38	5.42
5.725	4.86	4.15
5.785	4.16	3.36
5.85	3.37	3.67

Result: Compliance.

FCC §15.407 (b) (6) §15.207 (a) – CONDUCTED EMISSIONS

Applicable Standard

FCC §15.207, §15.407(b) (6)

Measurement Uncertainty

Compliance or non-compliance with a disturbance limit shall be determined in the following manner:

If U_{lab} is less than or equal to U_{cispr} of Table 1, then:

- compliance is deemed to occur if no measured disturbance level exceeds the disturbance limit;
- non-compliance is deemed to occur if any measured disturbance level exceeds the disturbance limit.

If U_{lab} is greater than U_{cispr} of Table 1, then:

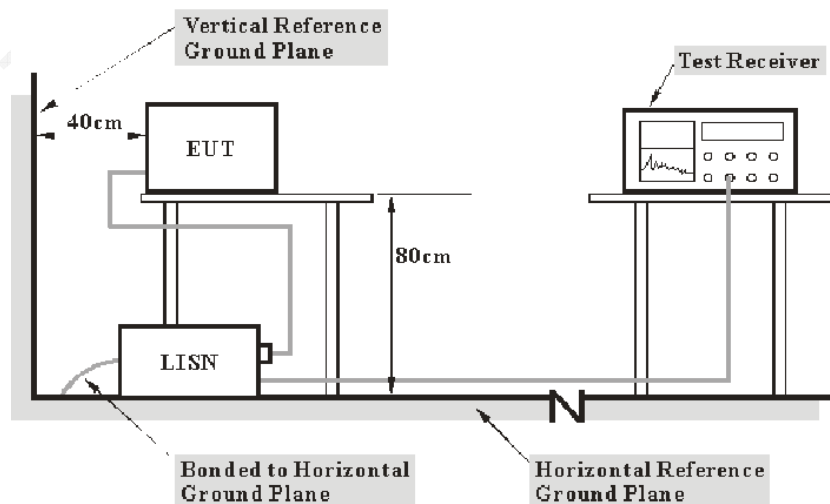
- compliance is deemed to occur if no measured disturbance level, increased by $(U_{lab} - U_{cispr})$, exceeds the disturbance limit;
- non-compliance is deemed to occur if any measured disturbance level, increased by $(U_{lab} - U_{cispr})$, exceeds the disturbance limit.

Based on CISPR 16-4-2: 2011, measurement uncertainty of conducted disturbance at mains port using AMN at Bay Area Compliance Laboratories Corp. (Dongguan) is 3.12 dB (150 kHz to 30 MHz).

Table 1 – Values of U_{cispr}

Measurement	U_{cispr}
Conducted disturbance at mains port using AMN (150 kHz to 30 MHz)	3.4 dB

EUT Setup



- Note: 1. Support units were connected to second LISN.
 2. Both of LISNs (AMN) 80 cm from EUT and at the least 80 cm from other units and other metal planes support units.

The setup of EUT is according with per ANSI C63.10-2013 measurement procedure. The specification used was with the FCC Part 15.207 limits.

The spacing between the peripherals was 10 cm.

The adapter was connected to a 120VAC/60 Hz power source.

EMI Test Receiver Setup

The EMI test receiver was set to investigate the spectrum from 150 kHz to 30 MHz.

During the conducted emission test, the EMI test receiver was set with the following configurations:

Frequency Range	IF B/W
150 kHz – 30 MHz	9 kHz

Corrected Amplitude & Margin Calculation

The basic equation is as follows:

$$V_C = V_R + A_C + VDF$$

$$C_f = A_C + VDF$$

Herein,

V_C (cord. Reading): corrected voltage amplitude

V_R : reading voltage amplitude

A_C : attenuation caused by cable loss

VDF: voltage division factor of AMN

C_f : Correction Factor

The “**Margin**” column of the following data tables indicates the degree of compliance within the applicable limit. For example, a margin of 7dB means the emission is 7dB below the maximum limit. The equation for margin calculation is as follows:

$$\text{Margin} = \text{Limit} - \text{Corrected Amplitude}$$

Test Equipment List and Details

Manufacturer	Description	Model	Serial Number	Calibration Date	Calibration Due Date
R&S	EMI Test Receiver	ESCS 30	830245/006	2015-10-20	2016-10-20
R&S	L.I.S.N	ESH2-Z5	892107/021	2015-07-16	2016-07-15
R&S	Two-line V-network	ENV 216	3560.6550.12	2015-11-26	2016-11-25
N/A	Coaxial Cable	1.8m	N/A	2016-05-06	2017-05-06
R&S	Test Software	EMC32	Version8.53.0	N/A	N/A

* **Statement of Traceability:** Bay Area Compliance Laboratories Corp. (Dongguan) attests that all calibrations have been performed, traceable to National Primary Standards and International System of Units (SI).

Test Procedure

During the conducted emission test, the adapter was connected to the first LISN.

Maximizing procedure was performed on the six (6) highest emissions of the EUT.

All data was recorded in the Quasi-peak and average detection mode.

Test Results Summary

According to the recorded data in following table, the EUT complied with the FCC Part 15.207, with the worst margin reading of:

6.9 dB at 0.167702 MHz in the Line conducted mode

Test Data

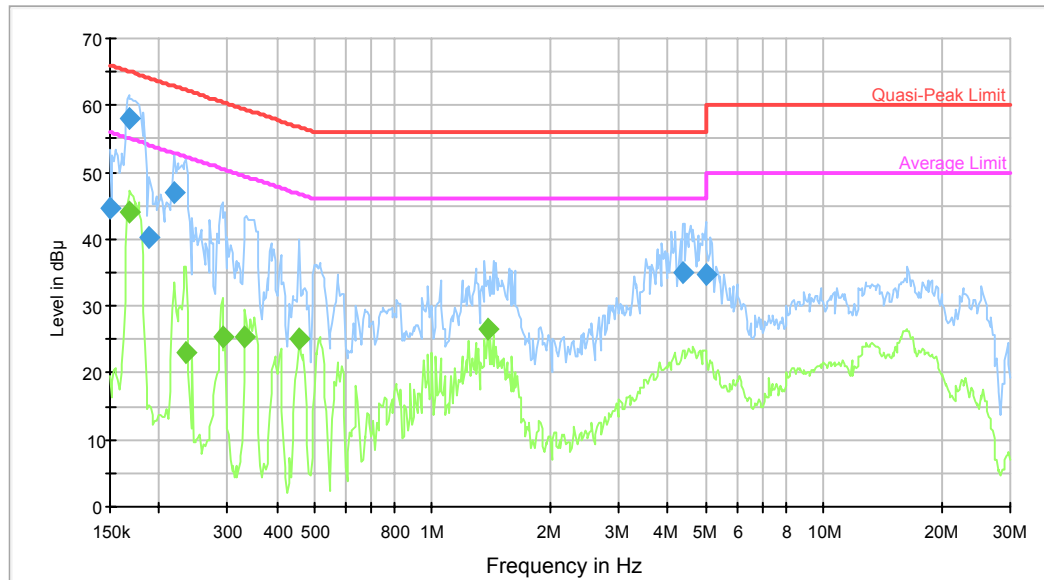
Environmental Conditions

Temperature:	29.5°C
Relative Humidity:	61 %
ATM Pressure:	99.9 kPa

The testing was performed by Costa Dong on 2016-06-10.

Test Mode: Transmitting

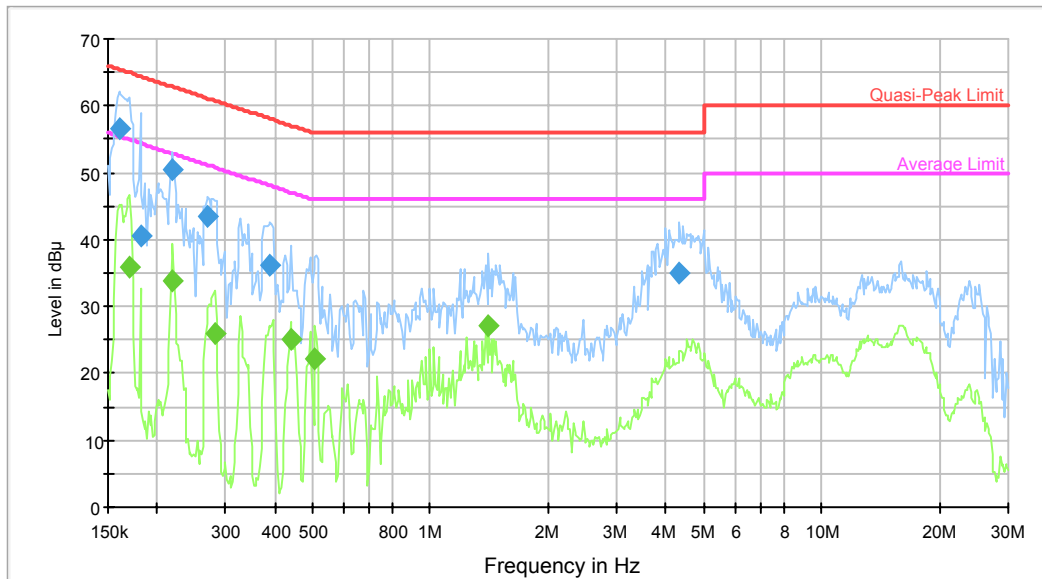
AC120 V, 60 Hz, Line:



Frequency (MHz)	QuasiPeak (dBμV)	Bandwidth (kHz)	Line	Corr. (dB)	Margin (dB)	Limit (dBμV)	Comment
0.150000	44.7	9.000	L1	10.2	21.3	66.0	Compliance
0.167702	58.2	9.000	L1	10.1	6.9	65.1	Compliance
0.188994	40.4	9.000	L1	10.2	23.7	64.1	Compliance
0.219886	47.0	9.000	L1	10.2	15.9	62.8	Compliance
4.364119	35.0	9.000	L1	10.7	21.0	56.0	Compliance
4.997188	34.7	9.000	L1	10.7	21.3	56.0	Compliance

Frequency (MHz)	Average (dBμV)	Bandwidth (kHz)	Line	Corr. (dB)	Margin (dB)	Limit (dBμV)	Comment
0.169044	44.1	9.000	L1	10.1	11.0	55.0	Compliance
0.234359	22.9	9.000	L1	10.2	29.4	52.3	Compliance
0.290613	25.4	9.000	L1	10.2	25.1	50.5	Compliance
0.332770	25.4	9.000	L1	10.3	24.0	49.4	Compliance
0.457684	25.0	9.000	L1	10.1	21.8	46.7	Compliance
1.385415	26.4	9.000	L1	10.4	19.6	46.0	Compliance

AC120 V, 60 Hz, Neutral:



Frequency (MHz)	QuasiPeak (dBμV)	Bandwidth (kHz)	Line	Corr. (dB)	Margin (dB)	Limit (dBμV)	Comment
0.159873	56.5	9.000	N	10.1	9.0	65.5	Compliance
0.181612	40.5	9.000	N	10.1	23.9	64.4	Compliance
0.219886	50.5	9.000	N	10.2	12.3	62.8	Compliance
0.270502	43.3	9.000	N	10.2	17.8	61.1	Compliance
0.390261	36.2	9.000	N	10.2	21.8	58.1	Compliance
4.329484	35.1	9.000	N	10.7	20.9	56.0	Compliance

Frequency (MHz)	Average (dBμV)	Bandwidth (kHz)	Line	Corr. (dB)	Margin (dB)	Limit (dBμV)	Comment
0.170396	36.0	9.000	N	10.1	19.0	54.9	Compliance
0.219886	33.9	9.000	N	10.2	19.0	52.8	Compliance
0.281497	25.9	9.000	N	10.2	24.9	50.8	Compliance
0.439808	25.1	9.000	N	10.1	22.0	47.1	Compliance
0.507637	22.2	9.000	N	10.1	23.8	46.0	Compliance
1.407671	27.1	9.000	N	10.4	18.9	46.0	Compliance

FCC §15.209, §15.205 & §15.407(b) (1) (6) (7) –UNWANTED EMISSION

Applicable Standard

FCC §15.407; §15.209; §15.205;

(b) Undesirable emission limits. Except as shown in paragraph (b)(7) of this section, the maximum emissions outside of the frequency bands of operation shall be attenuated in accordance with the following limits:

(1) For transmitters operating in the 5.15-5.25 GHz band: All emissions outside of the 5.15-5.35 GHz band shall not exceed an e.i.r.p. of -27 dBm/MHz.

(2) For transmitters operating in the 5.25-5.35 GHz band: All emissions outside of the 5.15-5.35 GHz band shall not exceed an e.i.r.p. of -27 dBm/MHz.

(3) For transmitters operating in the 5.47-5.725 GHz band: All emissions outside of the 5.47-5.725 GHz band shall not exceed an e.i.r.p. of -27 dBm/MHz.

(4) For transmitters operating in the 5.725-5.85 GHz band:

(i) All emissions shall be limited to a level of -27 dBm/MHz at 75 MHz or more above or below the band edge increasing linearly to 10 dBm/MHz at 25 MHz above or below the band edge, and from 25 MHz above or below the band edge increasing linearly to a level of 15.6 dBm/MHz at 5 MHz above or below the band edge, and from 5 MHz above or below the band edge increasing linearly to a level of 27 dBm/MHz at the band edge.

(ii) Devices certified before March 2, 2017 with antenna gain greater than 10 dBi may demonstrate compliance with the emission limits in §15.247(d), but manufacturing, marketing and importing of devices certified under this alternative must cease by March 2, 2018. Devices certified before March 2, 2018 with antenna gain of 10 dBi or less may demonstrate compliance with the emission limits in §15.247(d), but manufacturing, marketing and importing of devices certified under this alternative must cease before March 2, 2020.

(5) The emission measurements shall be performed using a minimum resolution bandwidth of 1 MHz. A lower resolution bandwidth may be employed near the band edge, when necessary, provided the measured energy is integrated to show the total power over 1 MHz.

(6) Unwanted emissions below 1 GHz must comply with the general field strength limits set forth in §15.209. Further, any U-NII devices using an AC power line are required to comply also with the conducted limits set forth in §15.207.

(7) The provisions of §15.205 apply to intentional radiators operating under this section.

Measurement Uncertainty

Compliance or non-compliance with a disturbance limit shall be determined in the following manner:

If U_{lab} is less than or equal to U_{cisp} of Table 1, then:

- compliance is deemed to occur if no measured disturbance level exceeds the disturbance limit;
- non-compliance is deemed to occur if any measured disturbance level exceeds the disturbance limit.

If U_{lab} is greater than U_{cisp} of Table 1, then:

- compliance is deemed to occur if no measured disturbance level, increased by $(U_{lab} - U_{cispr})$, exceeds the disturbance limit;
- non - compliance is deemed to occur if any measured disturbance level, increased by $(U_{lab} - U_{cispr})$, exceeds the disturbance limit.

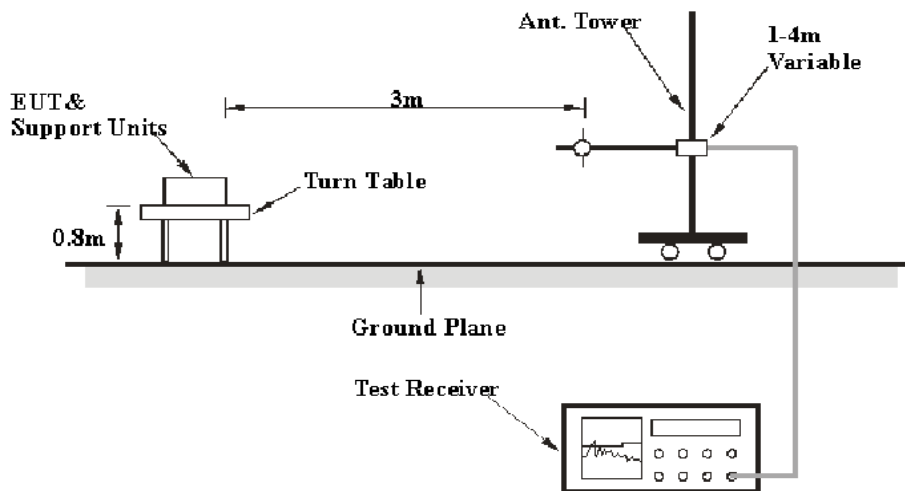
Based on CISPR 16-4-2: 2011, measurement uncertainty of radiated emission at a distance of 10m at Bay Area Compliance Laboratories Corp. (Dongguan) is:30M~200MHz: 4.55 dB for Horizontal, 4.57 dB for Vertical; 200M~1GHz: 4.66 dB for Horizontal, 4.56 dB for Vertical; measurement uncertainty of radiated emission at a distance of 3m at Bay Area Compliance Laboratories Corp. (Dongguan) is:30M~200MHz: 4.58 dB for Horizontal, 4.59 dB for Vertical; 200M~1GHz: 4.83 dB for Horizontal, 5.85 dB for Vertical; 1G~6GHz: 4.45 dB, 6G~18GHz: 5.23 dB

Table 1 – Values of U_{cispr}

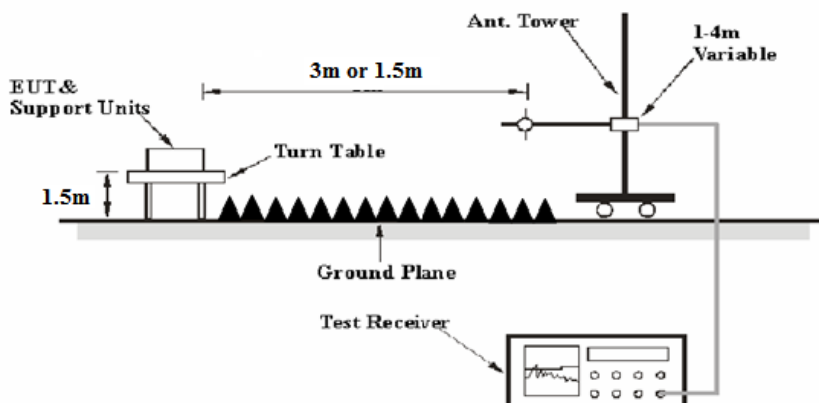
Measurement	U_{cispr}
Radiated disturbance (electric field strength at an OATS or in a SAC) (30 MHz to 1000 MHz)	6.3 dB
Radiated disturbance (electric field strength in a FAR) (1 GHz to 6 GHz)	5.2 dB
Radiated disturbance (electric field strength in a FAR) (6 GHz to 18 GHz)	5.5 dB

EUT Setup

Below 1 GHz:



Above 1 GHz:



The radiated emission tests were performed in the 3 meters chamber, using the setup accordance with the ANSI C63.10-2013. The specification used was the FCC 15.209, and FCC 15.407 limits.

The external I/O cables were draped along the test table and formed a bundle 30 to 40 cm long in the middle.

The spacing between the peripherals was 10 cm.

The adapter connected to a 120 VAC/60 Hz power source,

EMI Test Receiver & Spectrum Analyzer Setup

The system was investigated from 30 MHz to 40 GHz.

During the radiated emission test, the EMI test receiver & Spectrum Analyzer Setup were set with the following configurations:

Frequency Range	RBW	Video B/W	IF B/W	Detector
30 MHz – 1000 MHz	120 kHz	300 kHz	120 kHz	QP
Above 1 GHz	1MHz	3 MHz	/	PK
	1MHz	10 Hz	/	Ave.

Test Procedure

During the radiated emission test, the adapter was connected to the first AC floor outlet.

Maximizing procedure was performed on the highest emissions to ensure that the EUT complied with all installation combinations.

Data was recorded in Quasi-peak detection mode for frequency range of 30 MHz-1GHz, peak and Average detection modes for frequencies above 1GHz.

According to C63.10-2013, emission shall be computed as: $E [dB\mu V/m] = EIRP[dBm] + 95.2$, for $d = 3$ meters.

According to C63.10-2013, the above 1G test result shall be extrapolated to the specified distance using an extrapolation factor of 20dB/decade from 3m to 1.5m

Distance extrapolation factor = $20 \log(\text{specific distance [3m]}/\text{test distance [1.5m]})$ dB

Extrapolation result = Corrected Amplitude (dB μ V/m) - distance extrapolation factor (6dB)

Corrected Amplitude & Margin Calculation

The Corrected Amplitude is calculated by adding the Antenna Loss and Cable Loss, and subtracting the Amplifier Gain from the Meter Reading. The basic equation is as follows:

$$\text{Corrected Amplitude} = \text{Meter Reading} + \text{Antenna Loss} + \text{Cable Loss} - \text{Amplifier Gain}$$

The “**Margin**” column of the following data tables indicates the degree of compliance with the applicable limit. For example, a margin of 7dB means the emission is 7dB below the limit. The equation for margin calculation is as follows:

$$\text{Margin} = \text{Limit} - \text{Extrapolation result}$$

Test Equipment List and Details

Manufacturer	Description	Model	Serial Number	Calibration Date	Calibration Due Date
R&S	EMI Test Receiver	ESCI	100224	2015-08-03	2016-08-02
Sunol Sciences	Antenna	JB3	A060611-3	2014-11-06	2017-11-05
HP	Amplifier	8447E	2434A02181	2015-09-01	2016-09-01
Agilent	Spectrum Analyzer	E4440A	SG43360054	2015-11-23	2016-11-22
ETS-Lindgren	Horn Antenna	3115	9808-5557	2015-09-06	2018-09-06
Mini-Circuit	Amplifier	ZVA-213-S+	054201245	2016-02-19	2017-02-19
R&S	Spectrum Analyzer	FSEM	DE23437	2015-11-23	2016-11-22
N/A	Coaxial Cable	14m	N/A	2016-05-06	2017-05-06
N/A	Coaxial Cable	8m	N/A	2016-05-06	2017-05-06
N/A	Coaxial Cable	0.1m	N/A	2016-05-06	2017-05-06
Agilent	Spectrum Analyzer	8564E	3943A01781	2016-05-08	2017-05-08
Ducommun Technologies	Horn Antenna	ARH-4223-02	1007726-01 1304	2014-06-16	2017-06-15
Ducommun Technologies	Horn Antenna	ARH-2823-02	1007726-01 1302	2014-06-16	2017-06-15
Quinstar	Amplifier	QLW- 18405536-JO	15964001001	2015-09-06	2016-09-06

* **Statement of Traceability:** Bay Area Compliance Laboratories Corp. (Dongguan) attests that all calibrations have been performed, traceable to National Primary Standards and International System of Units (SI).

Test Results Summary

According to the recorded data in following table, the EUT complied with the FCC Title 47, Part 15, Subpart C, Section 15.205, 15.209 and Subpart E, section 15.407, with the worst margin reading of:

6.27 dB at 5350 MHz in the Horizontal polarization for 802.11n ac80 mode

Test Data**Environmental Conditions**

Temperature:	27.9 °C
Relative Humidity:	50 %
ATM Pressure:	99.9 kPa

The testing was performed by Costa Dong on 2016-07-04.

Result: Compliance.

Note 1: For above 1GHz, the test distance is 1.5m.

Note 2: the emission compliance 15.209 general requirements, or compliance the outside band emission limits in the un-restricted bands.

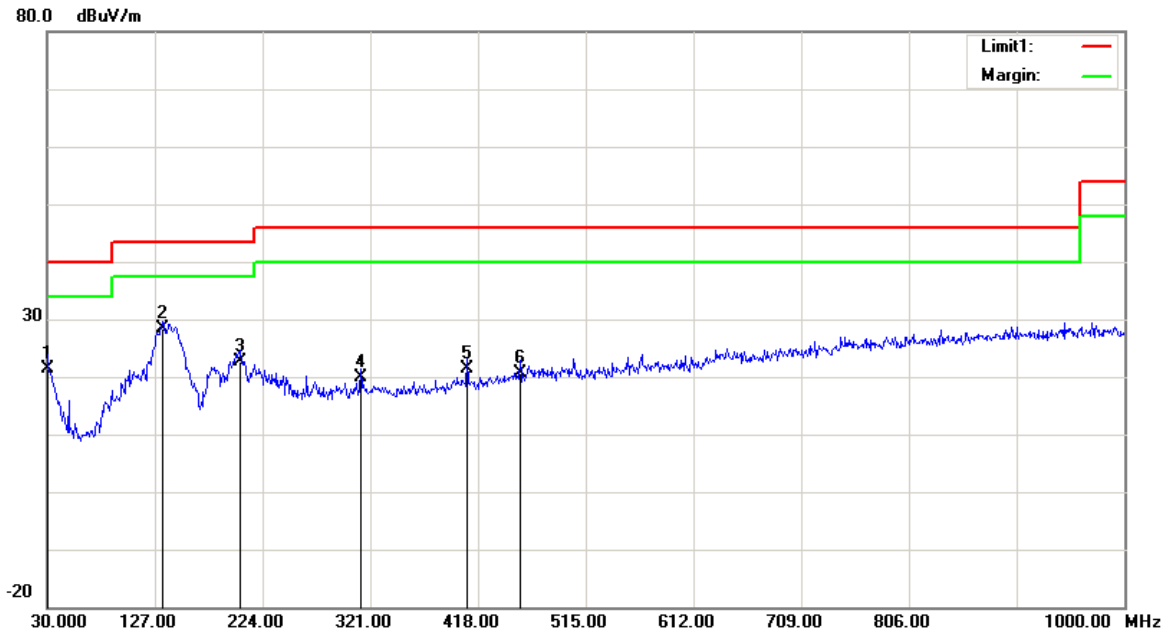
Note 3: per pretest, the worst mode was the SISO mode at chain 0, reported below tables:

Please refer to the following tables

Test Mode: 5180MHz Transmitting - worst case

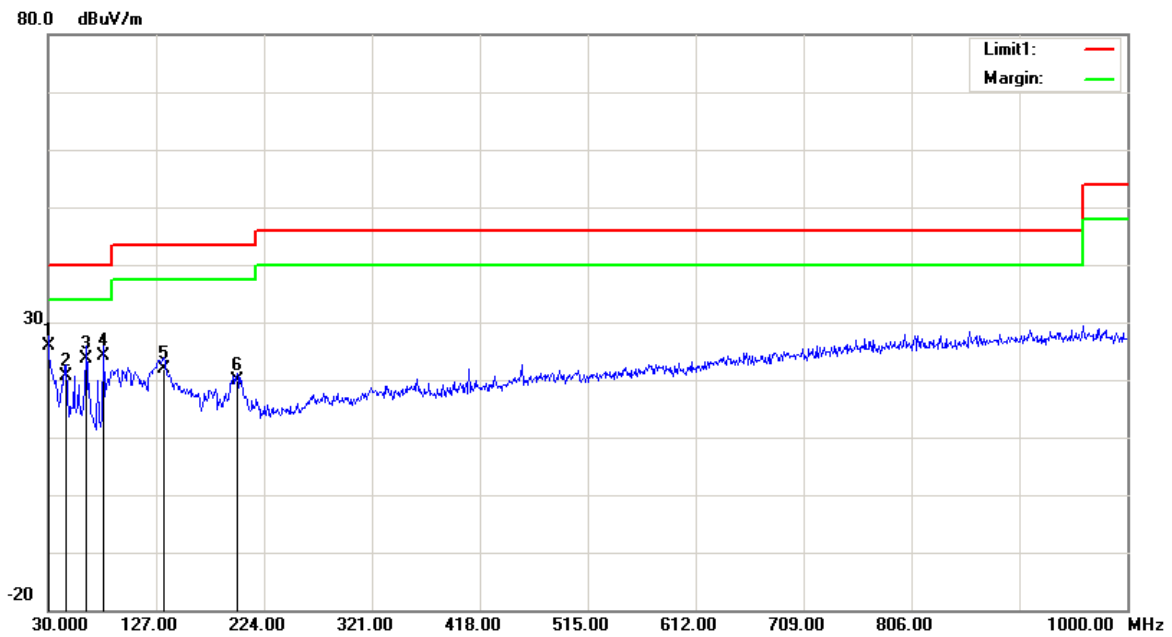
30MHz-1GHz:

Horizontal



Frequency (MHz)	Receiver Reading (dBμV)	Detector	Correction Factor (dB/m)	Cord. Amp. (dBμV/m)	Limit (dBμV/m)	Margin (dB)
30.0000	20.45	QP	0.95	21.40	40.00	18.60
133.7900	34.25	QP	-5.95	28.30	43.50	15.20
203.6300	30.34	QP	-7.74	22.60	43.50	20.90
312.2700	25.35	QP	-5.55	19.80	46.00	26.20
408.3000	24.95	QP	-3.45	21.50	46.00	24.50
455.8300	23.00	QP	-2.30	20.70	46.00	25.30

Vertical



Frequency (MHz)	Receiver Reading (dBμV)	Detector	Correction Factor (dB/m)	Cord. Amp. (dBμV/m)	Limit (dBμV/m)	Margin (dB)
30.0000	24.95	QP	0.95	25.90	40.00	14.10
46.4900	31.30	QP	-10.60	20.70	40.00	19.30
63.9500	36.19	QP	-12.59	23.60	40.00	16.40
79.4700	36.12	QP	-12.02	24.10	40.00	15.90
133.7900	27.75	QP	-5.95	21.80	43.50	21.70
199.7500	27.22	QP	-7.32	19.90	43.50	23.60

1-40GHz:

5150-5250MHz Band: 802.11a Mode:

Frequency (MHz)	Receiver		Rx Antenna		Cable loss (dB)	Amplifier Gain (dB)	Corrected Amplitude (dBµV/m)	Extrapolation result (dBµV/m)	Limit (dBµV/m)	Margin (dB)
	Reading (dBµV)	Detector (PK/QP/AV)	Polar (H/V)	Factor (dB)						
Low Channel:5180 MHz										
5180	72.88	PK	H	31.46	5.40	0.00	109.74	103.74	N/A	N/A
5180	62.97	AV	H	31.46	5.40	0.00	99.83	93.83	N/A	N/A
5180	72.43	PK	V	31.46	5.40	0.00	109.29	103.29	N/A	N/A
5180	62.36	AV	V	31.46	5.40	0.00	99.22	93.22	N/A	N/A
5150	27.66	PK	H	31.40	5.26	0.00	64.32	58.32	74.00	15.68
5150	15.26	AV	H	31.40	5.26	0.00	51.92	45.92	54.00	8.08
10360	31.89	PK	H	36.97	8.36	25.52	51.70	45.70	74.00	28.30
10360	19.36	AV	H	36.97	8.36	25.52	39.17	33.17	54.00	20.83
15540	33.47	PK	H	37.43	14.94	24.98	60.86	54.86	74.00	19.14
15540	21.30	AV	H	37.43	14.94	24.98	48.69	42.69	54.00	11.31
6903	34.89	PK	H	33.35	6.33	26.45	48.12	42.12	74.00	31.88
6903	22.34	AV	H	33.35	6.33	26.45	35.57	29.57	54.00	24.43
4936	35.86	PK	H	30.93	5.35	27.43	44.71	38.71	74.00	35.29
4936	23.59	AV	H	30.93	5.35	27.43	32.44	26.44	54.00	27.56
Middle Channel:5200 MHz										
5200	73.84	PK	H	31.50	5.49	0.00	110.83	104.83	N/A	N/A
5200	63.78	AV	H	31.50	5.49	0.00	100.77	94.77	N/A	N/A
5200	73.36	PK	V	31.50	5.49	0.00	110.35	104.35	N/A	N/A
5200	63.32	AV	V	31.50	5.49	0.00	100.31	94.31	N/A	N/A
10400	32.04	PK	H	36.98	8.32	25.50	51.84	45.84	74.00	28.16
10400	19.55	AV	H	36.98	8.32	25.50	39.35	33.35	54.00	20.65
15600	33.60	PK	H	37.32	14.69	24.69	60.92	54.92	74.00	19.08
15600	21.46	AV	H	37.32	14.69	24.69	48.78	42.78	54.00	11.22
6933	35.06	PK	H	33.43	6.34	26.38	48.45	42.45	74.00	31.55
6933	22.48	AV	H	33.43	6.34	26.38	35.87	29.87	54.00	24.13
3280	36.04	PK	H	28.10	5.61	27.30	42.45	36.45	74.00	37.55
3280	23.72	AV	H	28.10	5.61	27.30	30.13	24.13	54.00	29.87
High Channel:5240 MHz										
5240	73.15	PK	H	31.58	5.28	0.00	110.01	104.01	N/A	N/A
5240	63.06	AV	H	31.58	5.28	0.00	99.92	93.92	N/A	N/A
5240	72.81	PK	V	31.58	5.28	0.00	109.67	103.67	N/A	N/A
5240	62.88	AV	V	31.58	5.28	0.00	99.74	93.74	N/A	N/A
5350	27.09	PK	H	31.80	5.61	0.00	64.50	58.50	74.00	15.50
5350	15.18	AV	H	31.80	5.61	0.00	52.59	46.59	54.00	7.41
10480	32.23	PK	H	37.00	8.23	26.01	51.45	45.45	74.00	28.55
10480	19.71	AV	H	37.00	8.23	26.01	38.93	32.93	54.00	21.07
15720	33.81	PK	H	37.10	14.20	24.92	60.19	54.19	74.00	19.81
15720	21.63	AV	H	37.10	14.20	24.92	48.01	42.01	54.00	11.99
6984	35.18	PK	H	33.56	6.36	26.27	48.83	42.83	74.00	31.17
6984	22.64	AV	H	33.56	6.36	26.27	36.29	30.29	54.00	23.71
3280	36.15	PK	H	28.10	5.61	27.30	42.56	36.56	74.00	37.44
3280	23.87	AV	H	28.10	5.61	27.30	30.28	24.28	54.00	29.72

802.11n ht20 Mode:

Frequency (MHz)	Receiver		Rx Antenna		Cable loss (dB)	Amplifier Gain (dB)	Corrected Amplitude (dBμV/m)	Extrapolation result (dBμV/m)	Limit (dBμV/m)	Margin (dB)
	Reading (dBμV)	Detector (PK/QP/AV)	Polar (H/V)	Factor (dB)						
Low Channel:5180 MHz										
5180	72.47	PK	H	31.46	5.40	0.00	109.33	103.33	N/A	N/A
5180	62.78	AV	H	31.46	5.40	0.00	99.64	93.64	N/A	N/A
5180	71.44	PK	V	31.46	5.40	0.00	108.30	102.30	N/A	N/A
5180	61.23	AV	V	31.46	5.40	0.00	98.09	92.09	N/A	N/A
5150	29.07	PK	H	31.40	5.26	0.00	65.73	59.73	74.00	14.27
5150	15.52	AV	H	31.40	5.26	0.00	52.18	46.18	54.00	7.82
10360	31.98	PK	H	36.97	8.36	25.52	51.79	45.79	74.00	28.21
10360	19.49	AV	H	36.97	8.36	25.52	39.30	33.30	54.00	20.70
15540	33.63	PK	H	37.43	14.94	24.98	61.02	55.02	74.00	18.98
15540	21.40	AV	H	37.43	14.94	24.98	48.79	42.79	54.00	11.21
6933	35.05	PK	H	33.43	6.34	26.38	48.44	42.44	74.00	31.56
6933	22.41	AV	H	33.43	6.34	26.38	35.80	29.80	54.00	24.20
4936	35.98	PK	H	30.93	5.35	27.43	44.83	38.83	74.00	35.17
4936	23.63	AV	H	30.93	5.35	27.43	32.48	26.48	54.00	27.52
Middle Channel:5200 MHz										
5200	72.85	PK	H	31.50	5.49	0.00	109.84	103.84	N/A	N/A
5200	62.90	AV	H	31.50	5.49	0.00	99.89	93.89	N/A	N/A
5200	71.92	PK	V	31.50	5.49	0.00	108.91	102.91	N/A	N/A
5200	61.68	AV	V	31.50	5.49	0.00	98.67	92.67	N/A	N/A
10400	31.95	PK	H	36.98	8.32	25.50	51.75	45.75	74.00	22.25
10400	19.41	AV	H	36.98	8.32	25.50	39.21	33.21	54.00	14.79
15600	33.54	PK	H	37.32	14.69	24.69	60.86	54.86	74.00	13.14
15600	21.40	AV	H	37.32	14.69	24.69	48.72	42.72	54.00	5.28
7513	35.00	PK	H	34.81	6.95	26.17	50.59	44.59	74.00	23.41
7513	22.38	AV	H	34.81	6.95	26.17	37.97	31.97	54.00	16.03
2786	35.96	PK	H	26.64	4.45	27.55	39.50	33.50	74.00	34.50
2786	23.60	AV	H	26.64	4.45	27.55	27.14	21.14	54.00	26.86
High Channel:5240 MHz										
5240	72.95	PK	H	31.58	5.28	0.00	109.81	103.81	N/A	N/A
5240	62.85	AV	H	31.58	5.28	0.00	99.71	93.71	N/A	N/A
5240	72.16	PK	V	31.58	5.28	0.00	109.02	103.02	N/A	N/A
5240	62.00	AV	V	31.58	5.28	0.00	98.86	92.86	N/A	N/A
5350	27.01	PK	H	31.80	5.61	0.00	64.42	58.42	74.00	15.58
5350	15.12	AV	H	31.80	5.61	0.00	52.53	46.53	54.00	7.47
10480	31.87	PK	H	37.00	8.23	26.01	51.09	45.09	74.00	28.91
10480	19.39	AV	H	37.00	8.23	26.01	38.61	32.61	54.00	21.39
15720	33.52	PK	H	37.10	14.20	24.92	59.90	53.90	74.00	20.10
15720	21.31	AV	H	37.10	14.20	24.92	47.69	41.69	54.00	12.31
6984	34.92	PK	H	33.56	6.36	26.27	48.57	42.57	74.00	31.43
6984	22.36	AV	H	33.56	6.36	26.27	36.01	30.01	54.00	23.99
2786	35.96	PK	H	26.64	4.45	27.55	39.50	33.50	74.00	40.50
2786	23.63	AV	H	26.64	4.45	27.55	27.17	21.17	54.00	32.83

802.11n ht40 Mode:

Frequency (MHz)	Receiver		Rx Antenna		Cable loss (dB)	Amplifier Gain (dB)	Corrected Amplitude (dBµV/m)	Extrapolation result (dBµV/m)	Limit (dBµV/m)	Margin (dB)
	Reading (dBµV)	Detector (PK/QP/AV)	Polar (H/V)	Factor (dB)						
Low Channel:5190 MHz										
5190	68.41	PK	H	31.48	5.44	0.00	105.33	99.33	N/A	N/A
5190	58.11	AV	H	31.48	5.44	0.00	95.03	89.03	N/A	N/A
5190	68.07	PK	V	31.48	5.44	0.00	104.99	98.99	N/A	N/A
5190	57.78	AV	V	31.48	5.44	0.00	94.70	88.70	N/A	N/A
5150	28.21	PK	H	31.40	5.26	0.00	64.87	58.87	74.00	15.13
5150	15.52	AV	H	31.40	5.26	0.00	52.18	46.18	54.00	7.82
10380	31.69	PK	H	36.98	8.34	25.51	51.50	45.50	74.00	28.50
10380	19.17	AV	H	36.98	8.34	25.51	38.98	32.98	54.00	21.02
15570	33.24	PK	H	37.37	14.81	24.83	60.59	54.59	74.00	19.41
15570	21.15	AV	H	37.37	14.81	24.83	48.50	42.50	54.00	11.50
6933	34.70	PK	H	33.43	6.34	26.38	48.09	42.09	74.00	31.91
6933	22.15	AV	H	33.43	6.34	26.38	35.54	29.54	54.00	24.46
3156	35.80	PK	H	27.70	6.87	27.41	42.96	36.96	74.00	37.04
3156	23.55	AV	H	27.70	6.87	27.41	30.71	24.71	54.00	29.29
High Channel:5230 MHz										
5230	70.52	PK	H	31.56	5.33	0.00	107.41	101.41	N/A	N/A
5230	60.36	AV	H	31.56	5.33	0.00	97.25	91.25	N/A	N/A
5230	70.10	PK	V	31.56	5.33	0.00	106.99	100.99	N/A	N/A
5230	59.89	AV	V	31.56	5.33	0.00	96.78	90.78	N/A	N/A
5350	28.95	PK	H	31.80	5.61	0.00	66.36	60.36	74.00	13.64
5350	15.76	AV	H	31.80	5.61	0.00	53.17	47.17	54.00	6.83
10460	31.82	PK	H	36.99	8.25	25.88	51.18	45.18	74.00	28.82
10460	19.35	AV	H	36.99	8.25	25.88	38.71	32.71	54.00	21.29
15690	33.45	PK	H	37.16	14.32	24.87	60.06	54.06	74.00	19.94
15690	21.23	AV	H	37.16	14.32	24.87	47.84	41.84	54.00	12.16
6973	34.87	PK	H	33.53	6.36	26.30	48.46	42.46	74.00	31.54
6973	22.38	AV	H	33.53	6.36	26.30	35.97	29.97	54.00	24.03
3210	35.92	PK	H	27.87	6.13	27.36	42.56	36.56	74.00	37.44
3210	23.60	AV	H	27.87	6.13	27.36	30.24	24.24	54.00	29.76

802.11n ac80 Mode:

Frequency (MHz)	Receiver		Rx Antenna		Cable loss (dB)	Amplifier Gain (dB)	Corrected Amplitude (dBµV/m)	Extrapolation result (dBµV/m)	Limit (dBµV/m)	Margin (dB)
	Reading (dBµV)	Detector (PK/QP/AV)	Polar (H/V)	Factor (dB)						
Low Channel:5210 MHz										
5210	66.66	PK	H	31.52	5.44	0.00	103.62	97.62	N/A	N/A
5210	55.37	AV	H	31.52	5.44	0.00	92.33	86.33	N/A	N/A
5210	66.13	PK	V	31.52	5.44	0.00	103.09	97.09	N/A	N/A
5210	54.86	AV	V	31.52	5.44	0.00	91.82	85.82	N/A	N/A
5150	28.71	PK	H	31.40	5.26	0.00	65.37	59.37	74.00	14.63
5150	15.63	AV	H	31.40	5.26	0.00	52.29	46.29	54.00	7.71
5350	31.29	PK	H	31.80	5.61	0.00	68.70	62.70	74.00	11.30
5350	16.32	AV	H	31.80	5.61	0.00	53.73	47.73	54.00	6.27
10420	31.55	PK	H	36.98	8.30	25.63	51.20	45.20	74.00	28.80
10420	19.03	AV	H	36.98	8.30	25.63	38.68	32.68	54.00	21.32
15630	33.14	PK	H	37.27	14.57	24.75	60.23	54.23	74.00	19.77
15630	20.97	AV	H	37.27	14.57	24.75	48.06	42.06	54.00	11.94
6946	34.56	PK	H	33.46	6.35	26.36	48.01	42.01	74.00	31.99
6946	22.03	AV	H	33.46	6.35	26.36	35.48	29.48	54.00	24.52

5250-5350MHz:

802.11a Mode:

Frequency (MHz)	Receiver		Rx Antenna		Cable loss (dB)	Amplifier Gain (dB)	Corrected Amplitude (dBμV/m)	Extrapolation result (dBμV/m)	Limit (dBμV/m)	Margin (dB)
	Reading (dBμV)	Detector (PK/QP/AV)	Polar (H/V)	Factor (dB)						
Low Channel:5260 MHz										
5260	74.61	PK	H	31.62	5.24	0.00	111.47	105.47	N/A	N/A
5260	64.37	AV	H	31.62	5.24	0.00	101.23	95.23	N/A	N/A
5260	73.63	PK	V	31.62	5.24	0.00	110.49	104.49	N/A	N/A
5260	63.75	AV	V	31.62	5.24	0.00	100.61	94.61	N/A	N/A
5150	27.04	PK	H	31.40	5.26	0.00	63.70	57.70	74.00	16.30
5150	14.85	AV	H	31.40	5.26	0.00	51.51	45.51	54.00	8.49
10520	33.65	PK	H	37.02	8.21	26.27	52.61	46.61	74.00	27.39
10520	22.18	AV	H	37.02	8.21	26.27	41.14	35.14	54.00	18.86
15780	36.76	PK	H	37.00	13.95	25.04	62.67	56.67	74.00	17.33
15780	24.40	AV	H	37.00	13.95	25.04	50.31	44.31	54.00	9.69
7017	34.04	PK	H	33.64	6.39	26.21	47.86	41.86	74.00	32.14
7017	21.82	AV	H	33.64	6.39	26.21	35.64	29.64	54.00	24.36
3280	35.08	PK	H	28.10	5.61	27.30	41.49	35.49	74.00	38.51
3280	22.86	AV	H	28.10	5.61	27.30	29.27	23.27	54.00	30.73
Middle Channel:5280 MHz										
5280	73.04	PK	H	31.66	5.25	0.00	109.95	103.95	N/A	N/A
5280	63.01	AV	H	31.66	5.25	0.00	99.92	93.92	N/A	N/A
5280	72.07	PK	V	31.66	5.25	0.00	108.98	102.98	N/A	N/A
5280	62.01	AV	V	31.66	5.25	0.00	98.92	92.92	N/A	N/A
10560	33.21	PK	H	37.05	8.22	26.52	51.96	45.96	74.00	28.04
10560	21.85	AV	H	37.05	8.22	26.52	40.60	34.60	54.00	19.40
15840	36.38	PK	H	36.89	13.71	24.99	61.99	55.99	74.00	18.01
15840	23.97	AV	H	36.89	13.71	24.99	49.58	43.58	54.00	10.42
7038	33.88	PK	H	33.69	6.41	26.18	47.80	41.80	74.00	32.20
7038	21.67	AV	H	33.69	6.41	26.18	35.59	29.59	54.00	24.41
3280	34.91	PK	H	28.10	5.61	27.30	41.32	35.32	74.00	38.68
3280	22.71	AV	H	28.10	5.61	27.30	29.12	23.12	54.00	30.88
High Channel:5320 MHz										
5320	73.37	PK	H	31.74	5.40	0.00	110.51	104.51	N/A	N/A
5320	63.28	AV	H	31.74	5.40	0.00	100.42	94.42	N/A	N/A
5320	72.16	PK	V	31.74	5.40	0.00	109.30	103.30	N/A	N/A
5320	62.11	AV	V	31.74	5.40	0.00	99.25	93.25	N/A	N/A
5350	27.35	PK	H	31.80	5.61	0.00	64.76	58.76	74.00	15.24
5350	15.01	AV	H	31.80	5.61	0.00	52.42	46.42	54.00	7.58
10640	32.94	PK	H	37.11	8.24	26.78	51.51	45.51	74.00	28.49
10640	21.53	AV	H	37.11	8.24	26.78	40.10	34.10	54.00	19.90
15960	36.09	PK	H	36.67	13.21	24.70	61.27	55.27	74.00	18.73
15960	23.68	AV	H	36.67	13.21	24.70	48.86	42.86	54.00	11.14
6874	33.75	PK	H	33.27	6.31	26.51	46.82	40.82	74.00	33.18
6874	21.59	AV	H	33.27	6.31	26.51	34.66	28.66	54.00	25.34
3280	34.80	PK	H	28.10	5.61	27.30	41.21	35.21	74.00	38.79
3280	22.49	AV	H	28.10	5.61	27.30	28.90	22.90	54.00	31.10

802.11n ht20 Mode:

Frequency (MHz)	Receiver		Rx Antenna		Cable loss (dB)	Amplifier Gain (dB)	Corrected Amplitude (dBμV/m)	Extrapolation result (dBμV/m)	Limit (dBμV/m)	Margin (dB)
	Reading (dBμV)	Detector (PK/QP/AV)	Polar (H/V)	Factor (dB)						
Low Channel:5260 MHz										
5260	73.49	PK	H	31.62	5.24	0.00	110.35	104.35	N/A	N/A
5260	63.22	AV	H	31.62	5.24	0.00	100.08	94.08	N/A	N/A
5260	73.27	PK	V	31.62	5.24	0.00	110.13	104.13	N/A	N/A
5260	63.15	AV	V	31.62	5.24	0.00	100.01	94.01	N/A	N/A
5150	27.36	PK	H	31.40	5.26	0.00	64.02	58.02	74.00	15.98
5150	15.21	AV	H	31.40	5.26	0.00	51.87	45.87	54.00	8.13
10520	32.55	PK	H	37.02	8.21	26.27	51.51	45.51	74.00	28.49
10520	21.15	AV	H	37.02	8.21	26.27	40.11	34.11	54.00	19.89
15780	35.69	PK	H	37.00	13.95	25.04	61.60	55.60	74.00	18.40
15780	23.34	AV	H	37.00	13.95	25.04	49.25	43.25	54.00	10.75
7017	33.55	PK	H	33.64	6.39	26.21	47.37	41.37	74.00	32.63
7017	21.38	AV	H	33.64	6.39	26.21	35.20	29.20	54.00	24.80
3426	34.70	PK	H	28.56	5.05	27.21	41.10	35.10	74.00	38.90
3426	22.35	AV	H	28.56	5.05	27.21	28.75	22.75	54.00	31.25
Middle Channel:5280 MHz										
5280	72.46	PK	H	31.66	5.25	0.00	109.37	103.37	N/A	N/A
5280	62.29	AV	H	31.66	5.25	0.00	99.20	93.20	N/A	N/A
5280	72.13	PK	V	31.66	5.25	0.00	109.04	103.04	N/A	N/A
5280	62.08	AV	V	31.66	5.25	0.00	98.99	92.99	N/A	N/A
10560	32.17	PK	H	37.05	8.22	26.52	50.92	44.92	74.00	29.08
10560	20.87	AV	H	37.05	8.22	26.52	39.62	33.62	54.00	20.38
15840	35.32	PK	H	36.89	13.71	24.99	60.93	54.93	74.00	19.07
15840	22.99	AV	H	36.89	13.71	24.99	48.60	42.60	54.00	11.40
6984	33.45	PK	H	33.56	6.36	26.27	47.10	41.10	74.00	32.90
6984	21.27	AV	H	33.56	6.36	26.27	34.92	28.92	54.00	25.08
3386	34.53	PK	H	28.44	5.06	27.21	40.82	34.82	74.00	39.18
3386	22.15	AV	H	28.44	5.06	27.21	28.44	22.44	54.00	31.56
High Channel:5320 MHz										
5320	72.12	PK	H	31.74	5.40	0.00	109.26	103.26	N/A	N/A
5320	62.07	AV	H	31.74	5.40	0.00	99.21	93.21	N/A	N/A
5320	71.85	PK	V	31.74	5.40	0.00	108.99	102.99	N/A	N/A
5320	61.69	AV	V	31.74	5.40	0.00	98.83	92.83	N/A	N/A
5350	27.14	PK	H	31.80	5.61	0.00	64.55	58.55	74.00	15.45
5350	15.08	AV	H	31.80	5.61	0.00	52.49	46.49	54.00	7.51
10640	31.77	PK	H	37.11	8.24	26.78	50.34	44.34	74.00	29.66
10640	20.45	AV	H	37.11	8.24	26.78	39.02	33.02	54.00	20.98
15960	34.95	PK	H	36.67	13.21	24.70	60.13	54.13	74.00	19.87
15960	22.65	AV	H	36.67	13.21	24.70	47.83	41.83	54.00	12.17
7136	33.29	PK	H	33.93	6.53	26.02	47.73	41.73	74.00	32.27
7136	21.13	AV	H	33.93	6.53	26.02	35.57	29.57	54.00	24.43
3216	34.38	PK	H	27.89	6.15	27.36	41.06	35.06	74.00	38.94
3216	21.96	AV	H	27.89	6.15	27.36	28.64	22.64	54.00	31.36

802.11n ht40 Mode:

Frequency (MHz)	Receiver		Rx Antenna		Cable loss (dB)	Amplifier Gain (dB)	Corrected Amplitude (dB μ V/m)	Extrapolation result (dB μ V/m)	Limit (dB μ V/m)	Margin (dB)
	Reading (dB μ V)	Detector (PK/QP/AV)	Polar (H/V)	Factor (dB)						
Low Channel:5270 MHz										
5270	69.26	PK	H	31.64	5.24	0.00	106.14	100.14	N/A	N/A
5270	59.15	AV	H	31.64	5.24	0.00	96.03	90.03	N/A	N/A
5270	68.91	PK	V	31.64	5.24	0.00	105.79	99.79	N/A	N/A
5270	58.86	AV	V	31.64	5.24	0.00	95.74	89.74	N/A	N/A
5150	26.75	PK	H	31.40	5.26	0.00	63.41	57.41	74.00	16.59
5150	14.13	AV	H	31.40	5.26	0.00	50.79	44.79	54.00	9.21
10540	31.80	PK	H	37.03	8.22	26.40	50.65	44.65	74.00	29.35
10540	20.49	AV	H	37.03	8.22	26.40	39.34	33.34	54.00	20.66
15810	34.98	PK	H	36.94	13.83	25.06	60.69	54.69	74.00	19.31
15810	22.65	AV	H	36.94	13.83	25.06	48.36	42.36	54.00	11.64
7028	33.32	PK	H	33.67	6.40	26.19	47.20	41.20	74.00	32.80
7028	21.09	AV	H	33.67	6.40	26.19	34.97	28.97	54.00	25.03
2786	34.39	PK	H	26.64	4.45	27.55	37.93	31.93	74.00	42.07
2786	22.01	AV	H	26.64	4.45	27.55	25.55	19.55	54.00	34.45
High Channel:5310 MHz										
5310	69.98	PK	H	31.72	5.33	0.00	107.03	101.03	N/A	N/A
5310	59.87	AV	H	31.72	5.33	0.00	96.92	90.92	N/A	N/A
5310	69.42	PK	V	31.72	5.33	0.00	106.47	100.47	N/A	N/A
5310	59.35	AV	V	31.72	5.33	0.00	96.40	90.40	N/A	N/A
5350	27.16	PK	H	31.80	5.61	0.00	64.57	58.57	74.00	15.43
5350	14.87	AV	H	31.80	5.61	0.00	52.28	46.28	54.00	7.72
10620	31.45	PK	H	37.10	8.24	26.78	50.01	44.01	74.00	29.99
10620	20.10	AV	H	37.10	8.24	26.78	38.66	32.66	54.00	21.34
15930	34.62	PK	H	36.73	13.34	24.77	59.92	53.92	74.00	20.08
15930	22.30	AV	H	36.73	13.34	24.77	47.60	41.60	54.00	12.40
7080	33.15	PK	H	33.79	6.46	26.11	47.29	41.29	74.00	32.71
7080	20.96	AV	H	33.79	6.46	26.11	35.10	29.10	54.00	24.90
2786	34.20	PK	H	26.64	4.45	27.55	37.74	31.74	74.00	42.26
2786	21.83	AV	H	26.64	4.45	27.55	25.37	19.37	54.00	34.63

802.11n ac80 Mode:

Frequency (MHz)	Receiver		Rx Antenna		Cable loss (dB)	Amplifier Gain (dB)	Corrected Amplitude (dBµV/m)	Extrapolation result (dBµV/m)	Limit (dBµV/m)	Margin (dB)
	Reading (dBµV)	Detector (PK/QP/AV)	Polar (H/V)	Factor (dB)						
Low Channel:5290 MHz										
5290	65.65	PK	H	31.68	5.25	0.00	102.58	96.58	N/A	N/A
5290	56.16	AV	H	31.68	5.25	0.00	93.09	87.09	N/A	N/A
5290	65.42	PK	V	31.68	5.25	0.00	102.35	96.35	N/A	N/A
5290	56.08	AV	V	31.68	5.25	0.00	93.01	87.01	N/A	N/A
5150	26.74	PK	H	31.40	5.26	0.00	63.40	57.40	74.00	16.60
5150	14.31	AV	H	31.40	5.26	0.00	50.97	44.97	54.00	9.03
5350	29.65	PK	H	31.80	5.61	0.00	67.06	61.06	74.00	12.94
5350	14.54	AV	H	31.80	5.61	0.00	51.95	45.95	54.00	8.05
10580	31.17	PK	H	37.06	8.23	26.65	49.81	43.81	74.00	30.19
10580	19.73	AV	H	37.06	8.23	26.65	38.37	32.37	54.00	21.63
15870	34.35	PK	H	36.83	13.58	24.92	59.84	53.84	74.00	20.16
15870	21.93	AV	H	36.83	13.58	24.92	47.42	41.42	54.00	12.58
7050	33.01	PK	H	33.72	6.43	26.16	47.00	41.00	74.00	33.00
7050	20.86	AV	H	33.72	6.43	26.16	34.85	28.85	54.00	25.15

5470-5725MHz:

802.11a Mode:

Frequency (MHz)	Receiver		Rx Antenna		Cable loss (dB)	Amplifier Gain (dB)	Corrected Amplitude (dBµV/m)	Extrapolation result (dBµV/m)	Limit (dBµV/m)	Margin (dB)
	Reading (dBµV)	Detector (PK/QP/AV)	Polar (H/V)	Factor (dB)						
Low Channel:5500 MHz										
5500	70.31	PK	H	32.10	5.48	0.00	107.89	101.89	N/A	N/A
5500	60.16	AV	H	32.10	5.48	0.00	97.74	91.74	N/A	N/A
5500	68.42	PK	V	32.10	5.48	0.00	106.00	100.00	N/A	N/A
5500	58.03	AV	V	32.10	5.48	0.00	95.61	89.61	N/A	N/A
5470	26.49	PK	H	32.04	5.50	0.00	64.03	58.03	74.00	15.97
5470	14.29	AV	H	32.04	5.50	0.00	51.83	45.83	54.00	8.17
11000	34.74	PK	H	37.40	8.32	26.42	54.04	48.04	74.00	25.96
11000	22.17	AV	H	37.40	8.32	26.42	41.47	35.47	54.00	18.53
16500	36.33	PK	H	37.40	13.42	23.97	63.18	57.18	74.00	16.82
16500	24.20	AV	H	37.40	13.42	23.97	51.05	45.05	54.00	8.95
4917	36.19	PK	H	30.88	5.33	27.43	44.97	38.97	74.00	35.03
4917	23.69	AV	H	30.88	5.33	27.43	32.47	26.47	54.00	27.53
6194	35.24	PK	H	32.24	5.97	26.77	46.68	40.68	74.00	33.32
6194	22.25	AV	H	32.24	5.97	26.77	33.69	27.69	54.00	26.31
Middle Channel:5580 MHz										
5580	70.38	PK	H	32.12	5.58	0.00	108.08	102.08	N/A	N/A
5580	60.30	AV	H	32.12	5.58	0.00	98.00	92.00	N/A	N/A
5580	67.96	PK	V	32.12	5.58	0.00	105.66	99.66	N/A	N/A
5580	57.63	AV	V	32.12	5.58	0.00	95.33	89.33	N/A	N/A
11160	34.49	PK	H	37.56	8.52	26.37	54.20	48.20	74.00	25.80
11160	21.85	AV	H	37.56	8.52	26.37	41.56	35.56	54.00	18.44
16740	35.98	PK	H	38.41	14.20	23.91	64.68	58.68	74.00	15.32
16740	23.89	AV	H	38.41	14.20	23.91	52.59	46.59	54.00	7.41
4917	35.97	PK	H	30.88	5.33	27.43	44.75	38.75	74.00	35.25
4917	23.53	AV	H	30.88	5.33	27.43	32.31	26.31	54.00	27.69
6194	35.05	PK	H	32.24	5.97	26.77	46.49	40.49	74.00	33.51
6194	22.01	AV	H	32.24	5.97	26.77	33.45	27.45	54.00	26.55
High Channel:5700 MHz										
5700	70.17	PK	H	32.14	5.68	0.00	107.99	101.99	N/A	N/A
5700	60.09	AV	H	32.14	5.68	0.00	97.91	91.91	N/A	N/A
5700	67.26	PK	V	32.14	5.68	0.00	105.08	99.08	N/A	N/A
5700	57.19	AV	V	32.14	5.68	0.00	95.01	89.01	N/A	N/A
5725	27.52	PK	H	32.15	5.60	0.00	65.27	59.27	74.00	14.73
5725	15.18	AV	H	32.15	5.60	0.00	52.93	46.93	54.00	7.07
11400	34.09	PK	H	37.80	8.82	26.21	54.50	48.50	74.00	25.50
11400	21.43	AV	H	37.80	8.82	26.21	41.84	35.84	54.00	18.16
17100	35.62	PK	H	40.10	14.47	25.36	64.83	58.83	74.00	15.17
17100	23.51	AV	H	40.10	14.47	25.36	52.72	46.72	54.00	7.28
4917	35.80	PK	H	30.88	5.33	27.43	44.58	38.58	74.00	35.42
4917	23.41	AV	H	30.88	5.33	27.43	32.19	26.19	54.00	27.81
6194	35.98	PK	H	32.24	5.97	26.77	47.42	41.42	74.00	32.58
6194	24.85	AV	H	32.24	5.97	26.77	36.29	30.29	54.00	23.71

802.11n ht20 Mode:

Frequency (MHz)	Receiver		Rx Antenna		Cable loss (dB)	Amplifier Gain (dB)	Corrected Amplitude (dBµV/m)	Extrapolation result (dBµV/m)	Limit (dBµV/m)	Margin (dB)
	Reading (dBµV)	Detector (PK/QP/AV)	Polar (H/V)	Factor (dB)						
Low Channel:5500 MHz										
5500	69.37	PK	H	32.10	5.48	0.00	106.95	100.95	N/A	N/A
5500	59.11	AV	H	32.10	5.48	0.00	96.69	90.69	N/A	N/A
5500	68.86	PK	V	32.10	5.48	0.00	106.44	100.44	N/A	N/A
5500	58.64	AV	V	32.10	5.48	0.00	96.22	90.22	N/A	N/A
5470	27.13	PK	H	32.04	5.50	0.00	64.67	58.67	74.00	15.33
5470	14.85	AV	H	32.04	5.50	0.00	52.39	46.39	54.00	7.61
11000	33.74	PK	H	37.40	8.32	26.42	53.04	47.04	74.00	26.96
11000	21.10	AV	H	37.40	8.32	26.42	40.40	34.40	54.00	19.60
16500	35.27	PK	H	37.40	13.42	23.97	62.12	56.12	74.00	17.88
16500	23.09	AV	H	37.40	13.42	23.97	49.94	43.94	54.00	10.06
4917	35.64	PK	H	30.88	5.33	27.43	44.42	38.42	74.00	35.58
4917	23.22	AV	H	30.88	5.33	27.43	32.00	26.00	54.00	28.00
6194	36.83	PK	H	32.24	5.97	26.77	48.27	42.27	74.00	31.73
6194	24.63	AV	H	32.24	5.97	26.77	36.07	30.07	54.00	23.93
Middle Channel:5580 MHz										
5580	69.43	PK	H	32.12	5.58	0.00	107.13	101.13	N/A	N/A
5580	59.17	AV	H	32.12	5.58	0.00	96.87	90.87	N/A	N/A
5580	68.71	PK	V	32.12	5.58	0.00	106.41	100.41	N/A	N/A
5580	58.68	AV	V	32.12	5.58	0.00	96.38	90.38	N/A	N/A
11160	33.34	PK	H	37.56	8.52	26.37	53.05	47.05	74.00	26.95
11160	20.72	AV	H	37.56	8.52	26.37	40.43	34.43	54.00	19.57
16740	34.92	PK	H	38.41	14.20	23.91	63.62	57.62	74.00	16.38
16740	22.77	AV	H	38.41	14.20	23.91	51.47	45.47	54.00	8.53
4917	35.44	PK	H	30.88	5.33	27.43	44.22	38.22	74.00	35.78
4917	23.07	AV	H	30.88	5.33	27.43	31.85	25.85	54.00	28.15
6194	36.72	PK	H	32.24	5.97	26.77	48.16	42.16	74.00	31.84
6194	24.55	AV	H	32.24	5.97	26.77	35.99	29.99	54.00	24.01
High Channel:5700 MHz										
5700	69.09	PK	H	32.14	5.68	0.00	106.91	100.91	N/A	N/A
5700	58.86	AV	H	32.14	5.68	0.00	96.68	90.68	N/A	N/A
5700	68.51	PK	V	32.14	5.68	0.00	106.33	100.33	N/A	N/A
5700	58.34	AV	V	32.14	5.68	0.00	96.16	90.16	N/A	N/A
5725	26.63	PK	H	32.15	5.60	0.00	64.38	58.38	74.00	15.62
5725	14.39	AV	H	32.15	5.60	0.00	52.14	46.14	54.00	7.86
11400	33.01	PK	H	37.80	8.82	26.21	53.42	47.42	74.00	26.58
11400	20.37	AV	H	37.80	8.82	26.21	40.78	34.78	54.00	19.22
17100	34.58	PK	H	40.10	14.47	25.36	63.79	57.79	74.00	16.21
17100	22.40	AV	H	40.10	14.47	25.36	51.61	45.61	54.00	8.39
4917	35.33	PK	H	30.88	5.33	27.43	44.11	38.11	74.00	35.89
4917	22.94	AV	H	30.88	5.33	27.43	31.72	25.72	54.00	28.28
6194	36.53	PK	H	32.24	5.97	26.77	47.97	41.97	74.00	32.03
6194	24.34	AV	H	32.24	5.97	26.77	35.78	29.78	54.00	24.22

802.11n ht40 Mode:

Frequency (MHz)	Receiver		Rx Antenna		Cable loss (dB)	Amplifier Gain (dB)	Corrected Amplitude (dBµV/m)	Extrapolation result (dBµV/m)	Limit (dBµV/m)	Margin (dB)
	Reading (dBµV)	Detector (PK/QP/AV)	Polar (H/V)	Factor (dB)						
Low Channel:5510 MHz										
5510	66.49	PK	H	32.10	5.45	0.00	104.04	98.04	N/A	N/A
5510	56.26	AV	H	32.10	5.45	0.00	93.81	87.81	N/A	N/A
5510	66.17	PK	V	32.10	5.45	0.00	103.72	97.72	N/A	N/A
5510	56.08	AV	V	32.10	5.45	0.00	93.63	87.63	N/A	N/A
5470	26.74	PK	H	32.04	5.50	0.00	64.28	58.28	74.00	15.72
5470	14.62	AV	H	32.04	5.50	0.00	52.16	46.16	54.00	7.84
11020	31.96	PK	H	37.42	8.35	26.41	51.32	45.32	74.00	28.68
11020	19.36	AV	H	37.42	8.35	26.41	38.72	32.72	54.00	21.28
16530	33.54	PK	H	37.53	13.52	23.89	60.70	54.70	74.00	19.30
16530	21.36	AV	H	37.53	13.52	23.89	48.52	42.52	54.00	11.48
4917	34.89	PK	H	30.88	5.33	27.43	43.67	37.67	74.00	36.33
4917	22.36	AV	H	30.88	5.33	27.43	31.14	25.14	54.00	28.86
6194	36.06	PK	H	32.24	5.97	26.77	47.50	41.50	74.00	32.50
6194	23.87	AV	H	32.24	5.97	26.77	35.31	29.31	54.00	24.69
Middle Channel:5590 MHz										
5590	67.61	PK	H	32.12	5.65	0.00	105.38	99.38	N/A	N/A
5590	57.29	AV	H	32.12	5.65	0.00	95.06	89.06	N/A	N/A
5590	67.04	PK	V	32.12	5.65	0.00	104.81	98.81	N/A	N/A
5590	56.79	AV	V	32.12	5.65	0.00	94.56	88.56	N/A	N/A
11180	32.33	PK	H	37.58	8.55	26.37	52.09	46.09	74.00	27.91
11180	19.65	AV	H	37.58	8.55	26.37	39.41	33.41	54.00	20.59
16770	33.86	PK	H	38.53	14.30	23.96	62.73	56.73	74.00	17.27
16770	21.64	AV	H	38.53	14.30	23.96	50.51	44.51	54.00	9.49
4917	35.04	PK	H	30.88	5.33	27.43	43.82	37.82	74.00	36.18
4917	22.58	AV	H	30.88	5.33	27.43	31.36	25.36	54.00	28.64
6194	36.20	PK	H	32.24	5.97	26.77	47.64	41.64	74.00	32.36
6194	23.99	AV	H	32.24	5.97	26.77	35.43	29.43	54.00	24.57
High Channel:5670 MHz										
5670	68.49	PK	H	32.13	5.44	0.00	106.06	100.06	N/A	N/A
5670	58.27	AV	H	32.13	5.44	0.00	95.84	89.84	N/A	N/A
5670	67.58	PK	V	32.13	5.44	0.00	105.15	99.15	N/A	N/A
5670	57.32	AV	V	32.13	5.44	0.00	94.89	88.89	N/A	N/A
5725	26.42	PK	H	32.15	5.60	0.00	64.17	58.17	74.00	15.83
5725	14.17	AV	H	32.15	5.60	0.00	51.92	45.92	54.00	8.08
11340	32.68	PK	H	37.74	8.75	26.26	52.91	46.91	74.00	27.09
11340	20.02	AV	H	37.74	8.75	26.26	40.25	34.25	54.00	19.75
17010	34.21	PK	H	39.56	14.99	25.11	63.65	57.65	74.00	16.35
17010	22.02	AV	H	39.56	14.99	25.11	51.46	45.46	54.00	8.54
4917	35.20	PK	H	30.88	5.33	27.43	43.98	37.98	74.00	36.02
4917	22.72	AV	H	30.88	5.33	27.43	31.50	25.50	54.00	28.50
6194	36.40	PK	H	32.24	5.97	26.77	47.84	41.84	74.00	32.16
6194	24.18	AV	H	32.24	5.97	26.77	35.62	29.62	54.00	24.38

802.11n ac80 Mode:

Frequency (MHz)	Receiver		Rx Antenna		Cable loss (dB)	Amplifier Gain (dB)	Corrected Amplitude (dBµV/m)	Extrapolation result (dBµV/m)	Limit (dBµV/m)	Margin (dB)
	Reading (dBµV)	Detector (PK/QP/AV)	Polar (H/V)	Factor (dB)						
Low Channel:5530 MHz										
5530	60.34	PK	H	32.11	5.40	0.00	97.85	91.85	N/A	N/A
5530	51.61	AV	H	32.11	5.40	0.00	89.12	83.12	N/A	N/A
5530	58.32	PK	V	32.11	5.40	0.00	95.83	89.83	N/A	N/A
5530	49.56	AV	V	32.11	5.40	0.00	87.07	81.07	N/A	N/A
5470	27.13	PK	H	32.04	5.50	0.00	64.67	58.67	74.00	15.33
5470	15.08	AV	H	32.04	5.50	0.00	52.62	46.62	54.00	7.38
11060	31.47	PK	H	37.46	8.40	26.40	50.93	44.93	74.00	29.07
11060	18.84	AV	H	37.46	8.40	26.40	38.30	32.30	54.00	21.70
16590	32.97	PK	H	37.78	13.71	23.74	60.72	54.72	74.00	19.28
16590	20.84	AV	H	37.78	13.71	23.74	48.59	42.59	54.00	11.41
4236	34.41	PK	H	29.85	5.09	27.04	42.31	36.31	74.00	37.69
4236	21.86	AV	H	29.85	5.09	27.04	29.76	23.76	54.00	30.24
High Channel:5610 MHz										
5610	59.82	PK	H	32.12	5.64	0.00	97.58	91.58	N/A	N/A
5610	51.35	AV	H	32.12	5.64	0.00	89.11	83.11	N/A	N/A
5610	57.85	PK	V	32.12	5.64	0.00	95.61	89.61	N/A	N/A
5610	49.05	AV	V	32.12	5.64	0.00	86.81	80.81	N/A	N/A
5725	30.60	PK	H	32.15	5.60	0.00	68.35	62.35	74.00	11.65
5725	15.86	AV	H	32.15	5.60	0.00	53.61	47.61	54.00	6.39
11220	31.33	PK	H	37.62	8.60	26.35	51.20	45.20	74.00	28.80
11220	18.65	AV	H	37.62	8.60	26.35	38.52	32.52	54.00	21.48
16830	32.62	PK	H	38.79	14.50	24.16	61.75	55.75	74.00	18.25
16830	20.59	AV	H	38.79	14.50	24.16	49.72	43.72	54.00	10.28
4236	34.15	PK	H	29.85	5.09	27.04	42.05	36.05	74.00	37.95
4236	21.56	AV	H	29.85	5.09	27.04	29.46	23.46	54.00	30.54

802.11AC Cross Band:

Frequency (MHz)	Receiver		Rx Antenna		Cable loss (dB)	Amplifier Gain (dB)	Corrected Amplitude (dBµV/m)	Extrapolation result (dBµV/m)	Limit (dBµV/m)	Margin (dB)
	Reading (dBµV)	Detector (PK/QP/AV)	Polar (H/V)	Factor (dB)						
802.11AC vht 20 Channel:5720 MHz										
5720	68.49	PK	H	32.14	5.61	0.00	106.24	100.24	N/A	N/A
5720	58.27	AV	H	32.14	5.61	0.00	96.02	90.02	N/A	N/A
5720	68.02	PK	V	32.14	5.61	0.00	105.77	99.77	N/A	N/A
5720	57.83	AV	V	32.14	5.61	0.00	95.58	89.58	N/A	N/A
11440	32.49	PK	H	37.84	8.87	26.18	53.02	47.02	74.00	26.98
11440	19.79	AV	H	37.84	8.87	26.18	40.32	34.32	54.00	19.68
17160	33.99	PK	H	40.46	14.12	25.52	63.05	57.05	74.00	16.95
17160	21.81	AV	H	40.46	14.12	25.52	50.87	44.87	54.00	9.13
4917	34.92	PK	H	30.88	5.33	27.43	43.70	37.70	74.00	36.30
4917	22.45	AV	H	30.88	5.33	27.43	31.23	25.23	54.00	28.77
6194	35.99	PK	H	32.24	5.97	26.77	47.43	41.43	74.00	32.57
6194	23.84	AV	H	32.24	5.97	26.77	35.28	29.28	54.00	24.72
802.11AC vht 40 Channel:5710 MHz										
5710	67.94	PK	H	32.14	5.65	0.00	105.73	99.73	N/A	N/A
5710	57.81	AV	H	32.14	5.65	0.00	95.60	89.60	N/A	N/A
5710	67.15	PK	V	32.14	5.65	0.00	104.94	98.94	N/A	N/A
5710	56.86	AV	V	32.14	5.65	0.00	94.65	88.65	N/A	N/A
11420	32.11	PK	H	37.82	8.85	26.19	52.59	46.59	74.00	27.41
11420	19.61	AV	H	37.82	8.85	26.19	40.09	34.09	54.00	19.91
17130	33.77	PK	H	40.28	14.30	25.44	62.91	56.91	74.00	17.09
17130	21.53	AV	H	40.28	14.30	25.44	50.67	44.67	54.00	9.33
4917	34.67	PK	H	30.88	5.33	27.43	43.45	37.45	74.00	36.55
4917	22.19	AV	H	30.88	5.33	27.43	30.97	24.97	54.00	29.03
6194	35.92	PK	H	32.24	5.97	26.77	47.36	41.36	74.00	32.64
6194	23.75	AV	H	32.24	5.97	26.77	35.19	29.19	54.00	24.81
802.11AC vht 80 Channel:5690 MHz										
5690	59.78	PK	H	32.14	5.60	0.00	97.52	91.52	N/A	N/A
5690	51.15	AV	H	32.14	5.60	0.00	88.89	82.89	N/A	N/A
5690	57.78	PK	V	32.14	5.60	0.00	95.52	89.52	N/A	N/A
5690	48.99	AV	V	32.14	5.60	0.00	86.73	80.73	N/A	N/A
11380	30.99	PK	H	37.78	8.80	26.23	51.34	45.34	74.00	28.66
11380	18.37	AV	H	37.78	8.80	26.23	38.72	32.72	54.00	21.28
17070	32.45	PK	H	39.92	14.64	25.27	61.74	55.74	74.00	18.26
17070	20.41	AV	H	39.92	14.64	25.27	49.70	43.70	54.00	10.30
4236	33.93	PK	H	29.85	5.09	27.04	41.83	35.83	74.00	38.17
4236	21.36	AV	H	29.85	5.09	27.04	29.26	23.26	54.00	30.74

5725-5850MHz:

802.11a Mode:

Frequency (MHz)	Receiver		Rx Antenna		Cable loss (dB)	Amplifier Gain (dB)	Corrected Amplitude (dBµV/m)	Extrapolation result (dBµV/m)	Limit (dBµV/m)	Margin (dB)
	Reading (dBµV)	Detector (PK/QP/AV)	Polar (H/V)	Factor (dB)						
Low Channel:5745 MHz										
5745	72.48	PK	H	32.15	5.53	0.00	110.16	104.16	N/A	N/A
5745	63.41	AV	H	32.15	5.53	0.00	101.09	95.09	N/A	N/A
5745	67.56	PK	V	32.15	5.53	0.00	105.24	99.24	N/A	N/A
5745	58.48	AV	V	32.15	5.53	0.00	96.16	90.16	N/A	N/A
5725	26.80	PK	H	32.15	5.60	0.00	64.55	58.55	122.20	63.65
5720	26.93	PK	H	32.14	5.61	0.00	64.68	58.68	110.80	52.12
5700	26.48	PK	H	32.14	5.68	0.00	64.30	58.30	105.20	46.90
5650	26.29	PK	H	32.13	5.28	0.00	63.70	57.70	68.20	10.50
11490	31.69	PK	H	37.89	8.94	26.14	52.38	46.38	74.00	27.62
11490	19.32	AV	H	37.89	8.94	26.14	40.01	34.01	54.00	19.99
17235	34.08	PK	H	40.91	13.69	25.63	63.05	57.05	74.00	16.95
17235	21.64	AV	H	40.91	13.69	25.63	50.61	44.61	54.00	9.39
4867	33.57	PK	H	30.75	5.09	27.42	41.99	35.99	74.00	38.01
4867	21.06	AV	H	30.75	5.09	27.42	29.48	23.48	54.00	30.52
6187	33.89	PK	H	32.24	5.97	26.78	45.32	39.32	74.00	34.68
6187	21.37	AV	H	32.24	5.97	26.78	32.80	26.80	54.00	27.20
Middle Channel:5785 MHz										
5785	72.31	PK	H	32.16	5.47	0.00	109.94	103.94	N/A	N/A
5785	63.24	AV	H	32.16	5.47	0.00	100.87	94.87	N/A	N/A
5785	67.38	PK	V	32.16	5.47	0.00	105.01	99.01	N/A	N/A
5785	57.46	AV	V	32.16	5.47	0.00	95.09	89.09	N/A	N/A
11570	31.52	PK	H	37.90	8.92	26.07	52.27	46.27	74.00	27.73
11570	19.14	AV	H	37.90	8.92	26.07	39.89	33.89	54.00	20.11
17355	33.91	PK	H	41.63	12.99	25.63	62.90	56.90	74.00	17.10
17355	21.48	AV	H	41.63	12.99	25.63	50.47	44.47	54.00	9.53
4867	33.53	PK	H	30.75	5.09	27.42	41.95	35.95	74.00	38.05
4867	21.04	AV	H	30.75	5.09	27.42	29.46	23.46	54.00	30.54
6187	33.83	PK	H	32.24	5.97	26.78	45.26	39.26	74.00	34.74
6187	21.36	AV	H	32.24	5.97	26.78	32.79	26.79	54.00	27.21
High Channel:5825 MHz										
5825	71.99	PK	H	32.17	5.75	0.00	109.91	103.91	N/A	N/A
5825	63.92	AV	H	32.17	5.75	0.00	101.84	95.84	N/A	N/A
5825	68.04	PK	V	32.17	5.75	0.00	105.96	99.96	N/A	N/A
5825	58.36	AV	V	32.17	5.75	0.00	96.28	90.28	N/A	N/A
5850	27.51	PK	H	32.17	6.05	0.00	65.73	59.73	122.20	62.47
5855	27.32	PK	H	32.17	6.03	0.00	65.52	59.52	110.80	51.28
5875	27.36	PK	H	32.18	5.97	0.00	65.51	59.51	105.20	45.69
5925	27.83	PK	H	32.19	5.96	0.00	65.98	59.98	68.20	8.22
11650	31.43	PK	H	37.90	8.90	25.75	52.48	46.48	74.00	27.52
11650	19.08	AV	H	37.90	8.90	25.75	40.13	34.13	54.00	19.87
17475	33.77	PK	H	42.35	12.30	25.39	63.03	57.03	74.00	16.97
17475	21.34	AV	H	42.35	12.30	25.39	50.60	44.60	54.00	9.40
4867	33.42	PK	H	30.75	5.09	27.42	41.84	35.84	74.00	38.16
4867	20.95	AV	H	30.75	5.09	27.42	29.37	23.37	54.00	30.63
6187	33.84	PK	H	32.24	5.97	26.78	45.27	39.27	74.00	34.73
6187	21.28	AV	H	32.24	5.97	26.78	32.71	26.71	54.00	27.29

802.11n ht20 Mode:

Frequency (MHz)	Receiver		Rx Antenna		Cable loss (dB)	Amplifier Gain (dB)	Corrected Amplitude (dBµV/m)	Extrapolation result (dBµV/m)	Limit (dBµV/m)	Margin (dB)
	Reading (dBµV)	Detector (PK/QP/AV)	Polar (H/V)	Factor (dB)						
Low Channel:5745 MHz										
5745	73.98	PK	H	32.15	5.53	0.00	111.66	105.66	N/A	N/A
5745	64.35	AV	H	32.15	5.53	0.00	102.03	96.03	N/A	N/A
5745	67.50	PK	V	32.15	5.53	0.00	105.18	99.18	N/A	N/A
5745	56.93	AV	V	32.15	5.53	0.00	94.61	88.61	N/A	N/A
5725	27.60	PK	H	32.15	5.60	0.00	65.35	59.35	122.20	62.85
5720	26.74	PK	H	32.14	5.61	0.00	64.49	58.49	110.80	52.31
5700	27.55	PK	H	32.14	5.68	0.00	65.37	59.37	105.20	45.83
5650	27.12	PK	H	32.13	5.28	0.00	64.53	58.53	68.20	9.67
11490	32.47	PK	H	37.89	8.94	26.14	53.16	47.16	74.00	26.84
11490	20.20	AV	H	37.89	8.94	26.14	40.89	34.89	54.00	19.11
17235	35.84	PK	H	40.91	13.69	25.63	64.81	58.81	74.00	15.19
17235	23.44	AV	H	40.91	13.69	25.63	52.41	46.41	54.00	7.59
4867	34.54	PK	H	30.75	5.09	27.42	42.96	36.96	74.00	37.04
4867	22.17	AV	H	30.75	5.09	27.42	30.59	24.59	54.00	29.41
6187	34.06	PK	H	32.24	5.97	26.78	45.49	39.49	74.00	34.51
6187	21.54	AV	H	32.24	5.97	26.78	32.97	26.97	54.00	27.03
Middle Channel:5785 MHz										
5785	73.86	PK	H	32.16	5.47	0.00	111.49	105.49	N/A	N/A
5785	64.36	AV	H	32.16	5.47	0.00	101.99	95.99	N/A	N/A
5785	67.76	PK	V	32.16	5.47	0.00	105.39	99.39	N/A	N/A
5785	57.59	AV	V	32.16	5.47	0.00	95.22	89.22	N/A	N/A
11570	32.22	PK	V	37.90	8.92	26.07	52.97	46.97	74.00	27.03
11570	19.97	AV	V	37.90	8.92	26.07	40.72	34.72	54.00	19.28
17355	35.53	PK	V	41.63	12.99	25.63	64.52	58.52	74.00	15.48
17355	23.12	AV	V	41.63	12.99	25.63	52.11	46.11	54.00	7.89
4867	34.38	PK	V	30.75	5.09	27.42	42.80	36.80	74.00	37.20
4867	22.07	AV	V	30.75	5.09	27.42	30.49	24.49	54.00	29.51
6187	33.90	PK	V	32.24	5.97	26.78	45.33	39.33	74.00	34.67
6187	21.39	AV	V	32.24	5.97	26.78	32.82	26.82	54.00	27.18
High Channel:5825 MHz										
5825	73.35	PK	H	32.17	5.75	0.00	111.27	105.27	N/A	N/A
5825	64.05	AV	H	32.17	5.75	0.00	101.97	95.97	N/A	N/A
5825	67.84	PK	V	32.17	5.75	0.00	105.76	99.76	N/A	N/A
5825	58.51	AV	V	32.17	5.75	0.00	96.43	90.43	N/A	N/A
5850	27.32	PK	H	32.17	6.05	0.00	65.54	59.54	122.20	62.66
5855	27.57	PK	H	32.17	6.03	0.00	65.77	59.77	110.80	51.03
5875	27.09	PK	H	32.18	5.97	0.00	65.24	59.24	105.20	45.96
5925	27.44	PK	H	32.19	5.96	0.00	65.59	59.59	68.20	8.61
11650	31.88	PK	H	37.90	8.90	25.75	52.93	46.93	74.00	27.07
11650	19.70	AV	H	37.90	8.90	25.75	40.75	34.75	54.00	19.25
17475	35.24	PK	H	42.35	12.30	25.39	64.50	58.50	74.00	15.50
17475	22.95	AV	H	42.35	12.30	25.39	52.21	46.21	54.00	7.79
4867	34.20	PK	H	30.75	5.09	27.42	42.62	36.62	74.00	37.38
4867	21.88	AV	H	30.75	5.09	27.42	30.30	24.30	54.00	29.70
6683	33.74	PK	H	32.78	6.22	26.62	46.12	40.12	74.00	33.88
6683	21.21	AV	H	32.78	6.22	26.62	33.59	27.59	54.00	26.41

802.11n ht40 Mode:

Frequency (MHz)	Receiver		Rx Antenna		Cable loss (dB)	Amplifier Gain (dB)	Corrected Amplitude (dBµV/m)	Extrapolation result (dBµV/m)	Limit (dBµV/m)	Margin (dB)
	Reading (dBµV)	Detector (PK/QP/AV)	Polar (H/V)	Factor (dB)						
Low Channel:5755 MHz										
5755	71.03	PK	H	32.15	5.50	0.00	108.68	102.68	N/A	N/A
5755	61.06	AV	H	32.15	5.50	0.00	98.71	92.71	N/A	N/A
5755	67.22	PK	V	32.15	5.50	0.00	104.87	98.87	N/A	N/A
5755	56.86	AV	V	32.15	5.50	0.00	94.51	88.51	N/A	N/A
5725	26.80	PK	H	32.15	5.60	0.00	64.55	58.55	122.20	63.65
5720	27.09	PK	H	32.14	5.61	0.00	64.84	58.84	110.80	51.96
5700	27.15	PK	H	32.14	5.68	0.00	64.97	58.97	105.20	46.23
5650	27.36	PK	H	32.13	5.28	0.00	64.77	58.77	68.20	9.43
11510	31.53	PK	H	37.90	8.95	26.12	52.26	46.26	74.00	27.74
11510	19.40	AV	H	37.90	8.95	26.12	40.13	34.13	54.00	19.87
17265	34.87	PK	H	41.09	13.51	25.63	63.84	57.84	74.00	16.16
17265	22.63	AV	H	41.09	13.51	25.63	51.60	45.60	54.00	8.40
4867	33.98	PK	H	30.75	5.09	27.42	42.40	36.40	74.00	37.60
4867	21.58	AV	H	30.75	5.09	27.42	30.00	24.00	54.00	30.00
6187	33.49	PK	H	32.24	5.97	26.78	44.92	38.92	74.00	35.08
6187	20.95	AV	H	32.24	5.97	26.78	32.38	26.38	54.00	27.62
High Channel:5795 MHz										
5795	71.67	PK	H	32.16	5.46	0.00	109.29	103.29	N/A	N/A
5795	62.33	AV	H	32.16	5.46	0.00	99.95	93.95	N/A	N/A
5795	68.04	PK	V	32.16	5.46	0.00	105.66	99.66	N/A	N/A
5795	58.79	AV	V	32.16	5.46	0.00	96.41	90.41	N/A	N/A
5850	27.07	PK	H	32.17	6.05	0.00	65.29	59.29	122.20	62.91
5855	26.52	PK	H	32.17	6.03	0.00	64.72	58.72	110.80	52.08
5875	27.15	PK	H	32.18	5.97	0.00	65.30	59.30	105.20	45.90
5925	27.44	PK	H	32.19	5.96	0.00	65.59	59.59	68.20	8.61
11590	31.19	PK	H	37.90	8.92	26.06	51.95	45.95	74.00	28.05
11590	19.02	AV	H	37.90	8.92	26.06	39.78	33.78	54.00	20.22
17385	34.54	PK	H	41.81	12.82	25.63	63.54	57.54	74.00	16.46
17385	22.24	AV	H	41.81	12.82	25.63	51.24	45.24	54.00	8.76
4867	33.69	PK	H	30.75	5.09	27.42	42.11	36.11	74.00	37.89
4867	21.34	AV	H	30.75	5.09	27.42	29.76	23.76	54.00	30.24
6387	33.23	PK	H	32.28	6.08	26.45	45.14	39.14	74.00	34.86
6387	20.69	AV	H	32.28	6.08	26.45	32.60	26.60	54.00	27.40

802.11n ac80 Mode:

Frequency (MHz)	Receiver		Rx Antenna		Cable loss (dB)	Amplifier Gain (dB)	Corrected Amplitude (dBµV/m)	Extrapolation result (dBµV/m)	Limit (dBµV/m)	Margin (dB)
	Reading (dBµV)	Detector (PK/QP/AV)	Polar (H/V)	Factor (dB)						
Low Channel:5775 MHz										
5775	68.07	PK	H	32.16	5.48	0.00	105.71	99.71	N/A	N/A
5775	56.55	AV	H	32.16	5.48	0.00	94.19	88.19	N/A	N/A
5775	67.31	PK	V	32.16	5.48	0.00	104.95	98.95	N/A	N/A
5775	55.55	AV	V	32.16	5.48	0.00	93.19	87.19	N/A	N/A
5725	27.23	PK	H	32.15	5.60	0.00	64.98	58.98	122.20	63.22
5720	27.35	PK	H	32.14	5.61	0.00	65.10	59.10	110.80	51.70
5700	27.09	PK	H	32.14	5.68	0.00	64.91	58.91	105.20	46.29
5650	27.12	PK	H	32.13	5.28	0.00	64.53	58.53	68.20	9.67
5850	27.44	PK	H	32.17	6.05	0.00	65.66	59.66	122.20	62.54
5855	27.75	PK	H	32.17	6.03	0.00	65.95	59.95	110.80	50.85
5875	28.02	PK	H	32.18	5.97	0.00	66.17	60.17	105.20	45.03
5925	28.11	PK	H	32.19	5.96	0.00	66.26	60.26	68.20	7.94
11550	30.78	PK	H	37.90	8.93	26.09	51.52	45.52	74.00	28.48
11550	19.36	AV	H	37.90	8.93	26.09	40.10	34.10	54.00	19.90
17325	33.96	PK	H	41.45	13.17	25.63	62.95	56.95	74.00	17.05
17325	21.59	AV	H	41.45	13.17	25.63	50.58	44.58	54.00	9.42
2786	32.89	PK	H	26.64	4.45	27.55	36.43	30.43	74.00	43.57
2786	20.67	AV	H	26.64	4.45	27.55	24.21	18.21	54.00	35.79

FCC§15.407(b) –CONDUCTED SPURIOUS EMISSION AT ANTENNA PORT

Applicable Standard

FCC §15.407;

(b) Undesirable emission limits. Except as shown in paragraph (b)(7) of this section, the maximum emissions outside of the frequency bands of operation shall be attenuated in accordance with the following limits:

(1) For transmitters operating in the 5.15-5.25 GHz band: All emissions outside of the 5.15-5.35 GHz band shall not exceed an e.i.r.p. of -27 dBm/MHz.

(2) For transmitters operating in the 5.25-5.35 GHz band: All emissions outside of the 5.15-5.35 GHz band shall not exceed an e.i.r.p. of -27 dBm/MHz.

(3) For transmitters operating in the 5.47-5.725 GHz band: All emissions outside of the 5.47-5.725 GHz band shall not exceed an e.i.r.p. of -27 dBm/MHz.

(4) For transmitters operating in the 5.725-5.85 GHz band: All emissions within the frequency range from the band edge to 10 MHz above or below the band edge shall not exceed an e.i.r.p. of -17 dBm/MHz; for frequencies 10 MHz or greater above or below the band edge, emissions shall not exceed an e.i.r.p. of -27 dBm/MHz.


(5) The emission measurements shall be performed using a minimum resolution bandwidth of 1 MHz. A lower resolution bandwidth may be employed near the band edge, when necessary, provided the measured energy is integrated to show the total power over 1 MHz.

(6) Unwanted emissions below 1 GHz must comply with the general field strength limits set forth in §15.209. Further, any U-NII devices using an AC power line are required to comply also with the conducted limits set forth in §15.207.

(7) The provisions of §15.205 apply to intentional radiators operating under this section.

Test Procedure

1. Check the calibration of the measuring instrument using either an internal calibrator or a known signal from an external generator.
2. The Resolution bandwidth is set to 1MHz, The Video bandwidth is set to ≥ 1 MHz, report the peak value out of the operating band. Offset the cable loss in the display.
3. Repeat above procedures until all frequencies measured were complete.



Test Equipment List and Details

Manufacturer	Description	Model	Serial Number	Calibration Date	Calibration Due Date
R&S	Spectrum Analyzer	FSP 38	100478	2015-11-23	2016-11-22
R&S	Spectrum Analyzer	FSEM	DE23437	2015-11-23	2016-11-22

* **Statement of Traceability:** Bay Area Compliance Laboratories Corp. (Dongguan) attests that all calibrations have been performed, traceable to National Primary Standards and International System of Units (SI).

Test Data

Environmental Conditions

Temperature:	26.2 – 28.6 °C
Relative Humidity:	39 - 58 %
ATM Pressure:	99.3 – 100.4 kPa

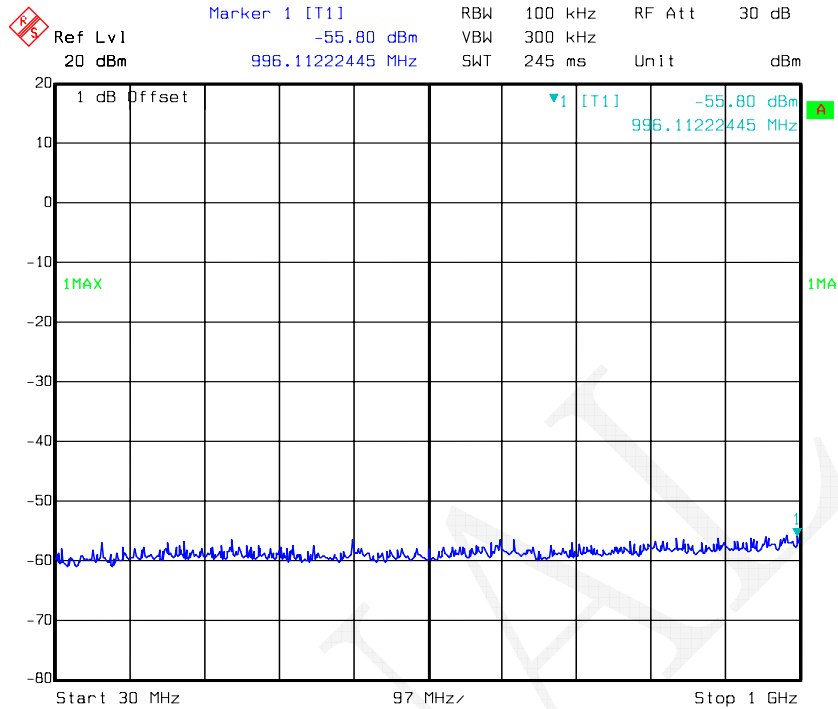
The testing was performed by Costa Dong from 2016-06-14 to 2016-07-15.

Result: Compliance.

Note: the test performed at SISO mode since the output power is more than the MIMO mode, and all emissions per chain is below -36.45dBm (the device have two chains, and the maximum gain at 5G band is 6.01dBi), so combined two chains will below -27dBm. That is compliance with the requirement. Please refer to the below plots.

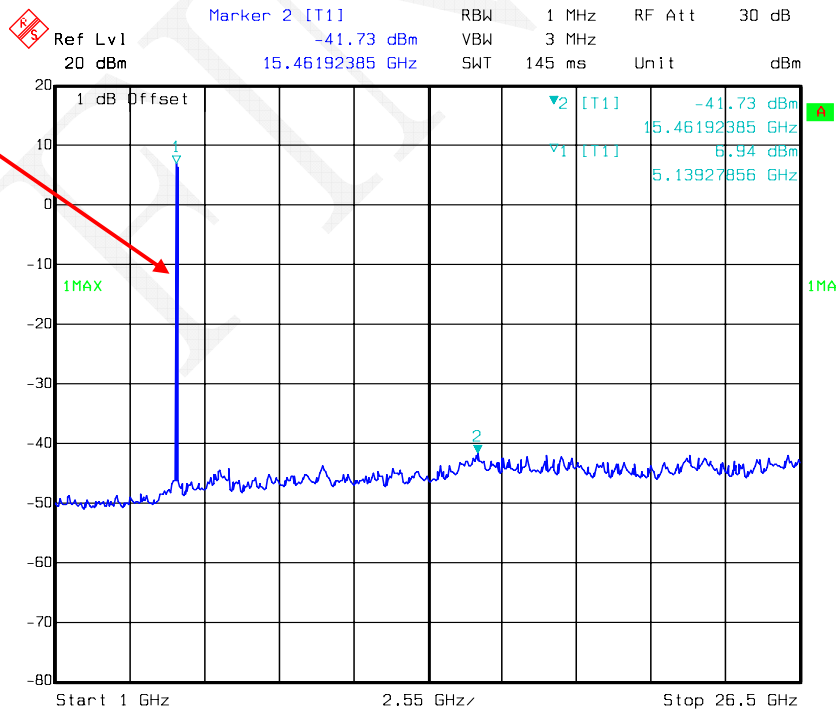
5150-5250MHz:

Chain 0:802.11a Low Channel

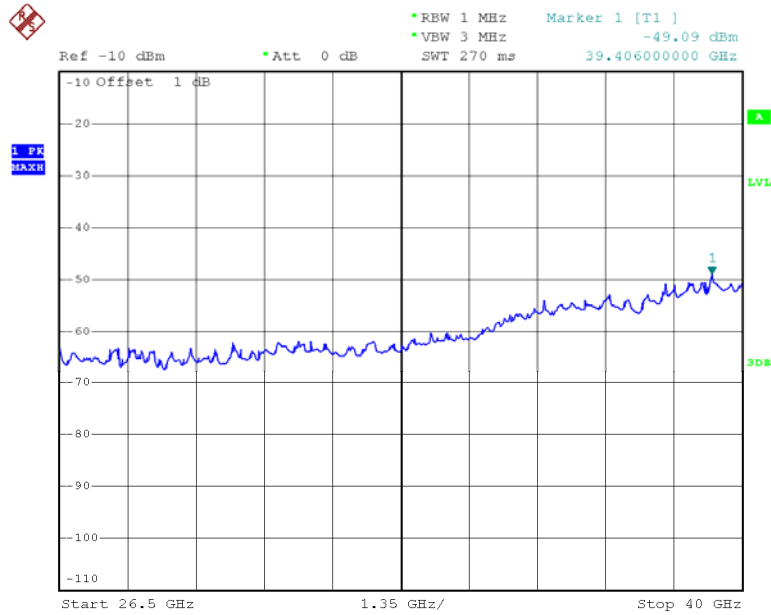


Date: 14.JUN.2016 23:55:56

Fundamental

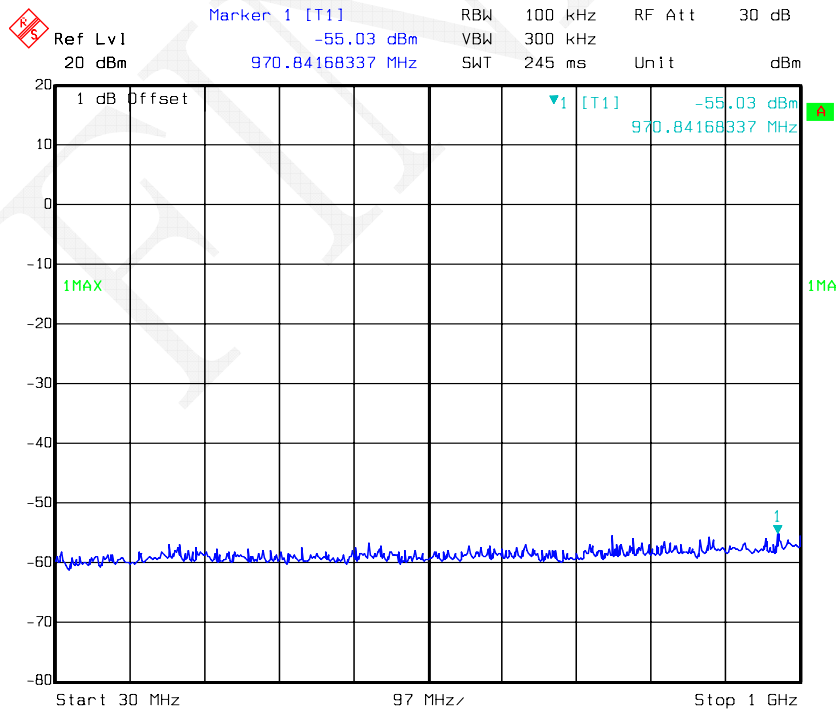


Date: 14.JUN.2016 23:55:46



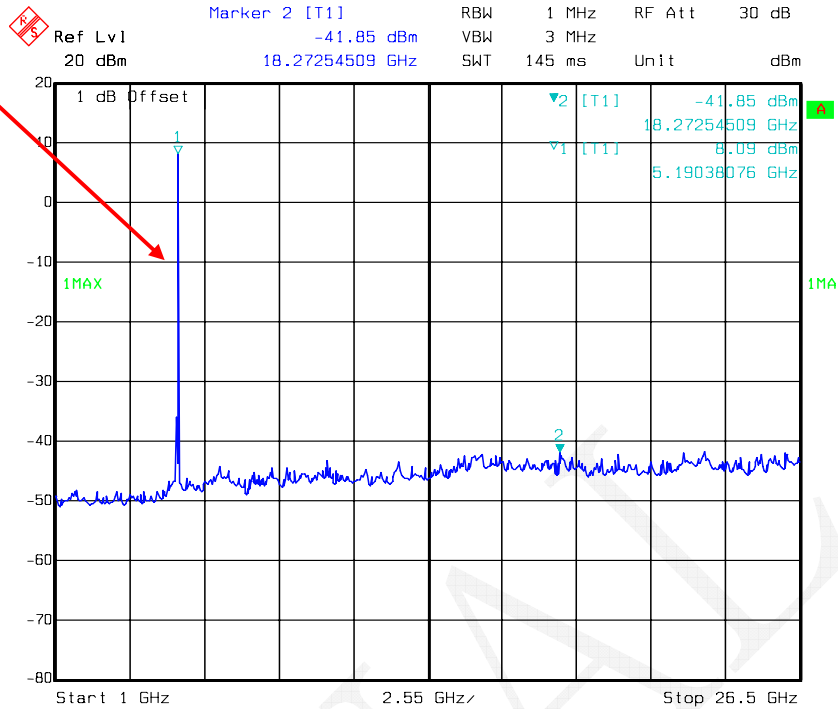
Date: 8.JUL.2016 23:17:40

Chain 0:802.11a Middle Channel

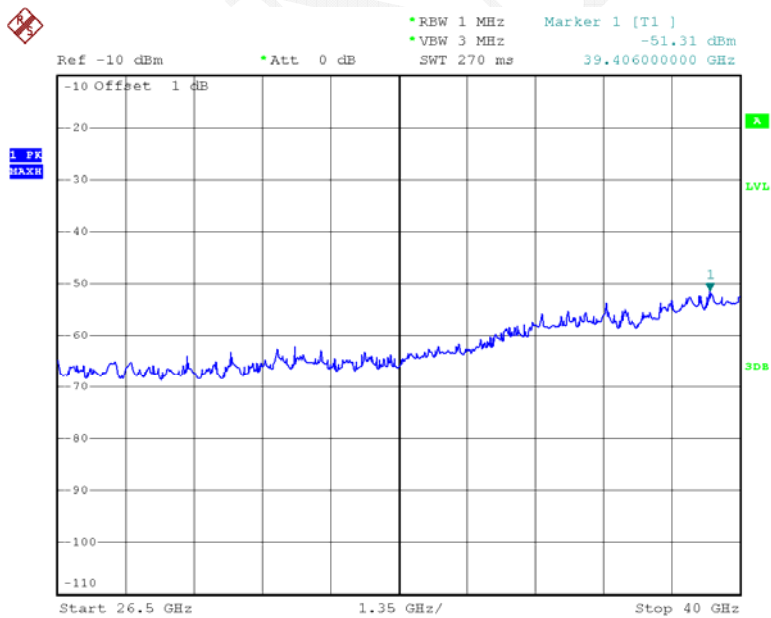


Date: 14.JUN.2016 23:59:41

Fundamental

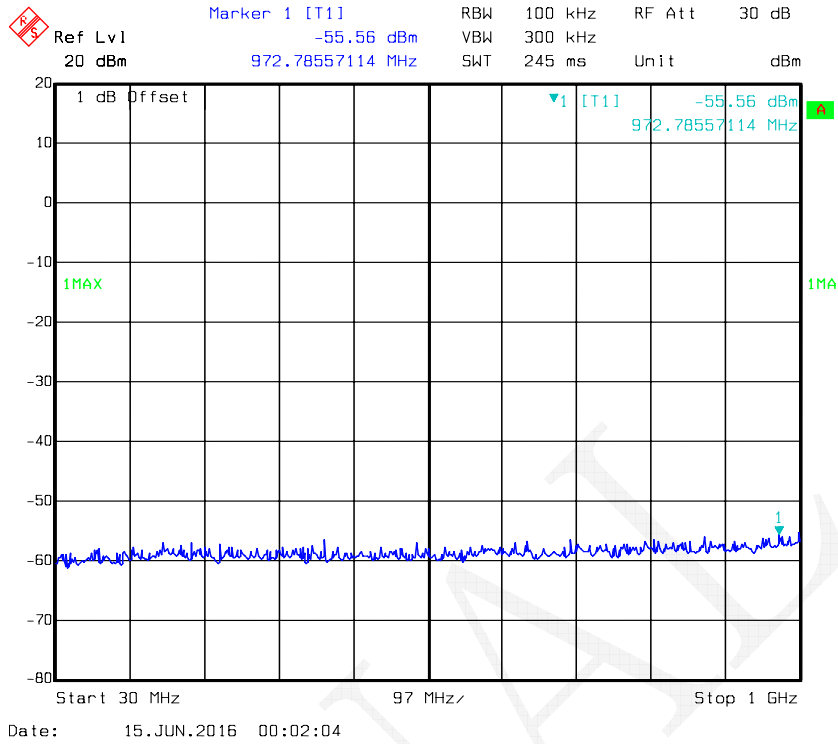


Date: 14.JUN.2016 23:59:31

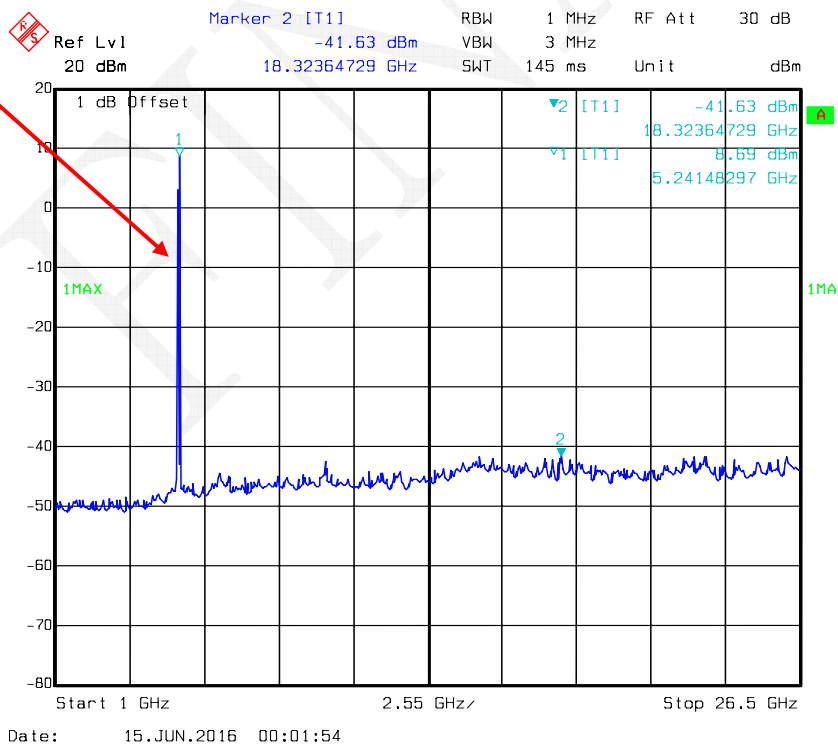


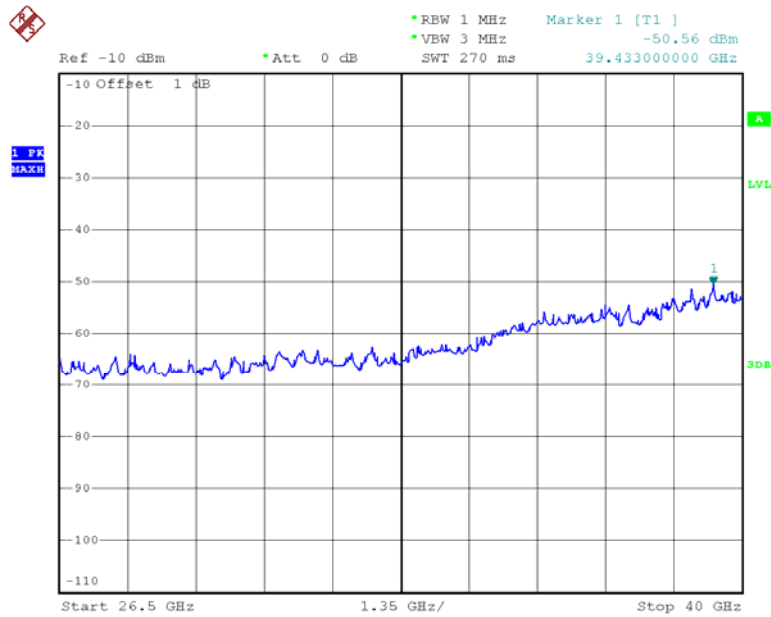
Date: 8.JUL.2016 23:17:45

Chain 0:802.11a High Channel



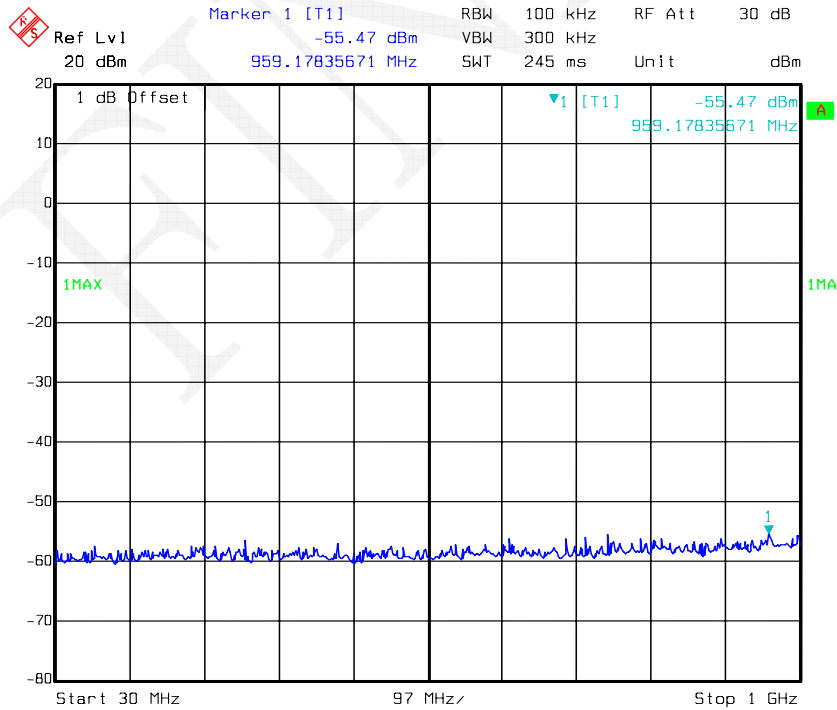
Fundamental





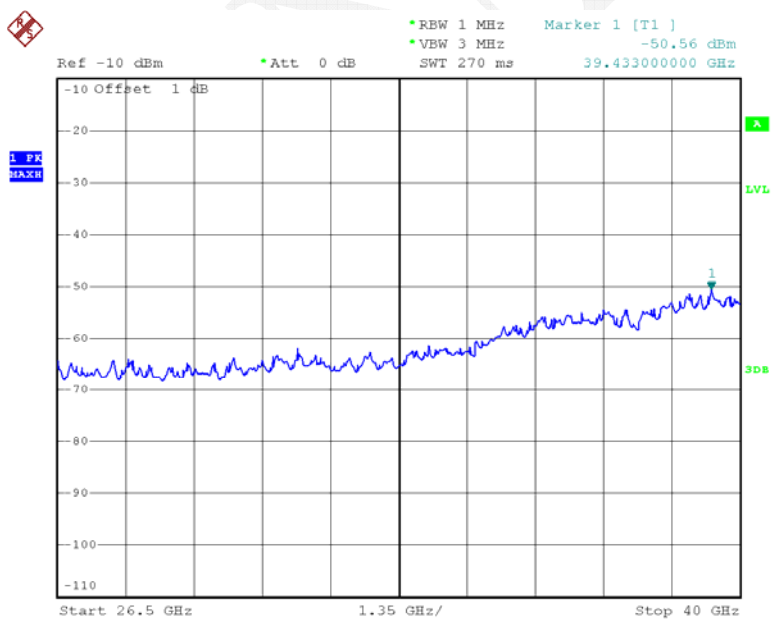
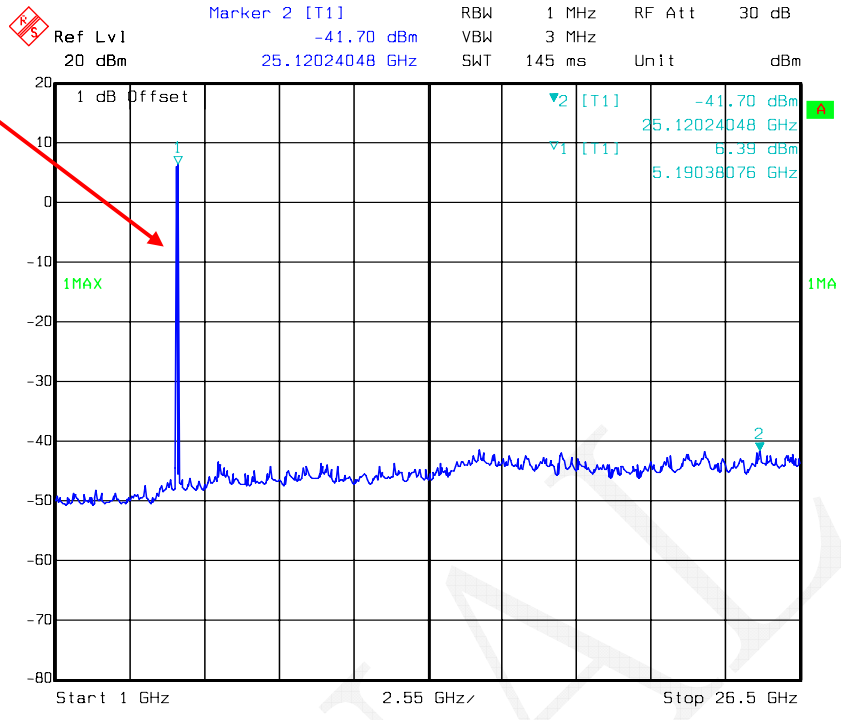
Date: 8.JUL.2016 23:17:50

Chain 0:802.11n ht20 Low Channel

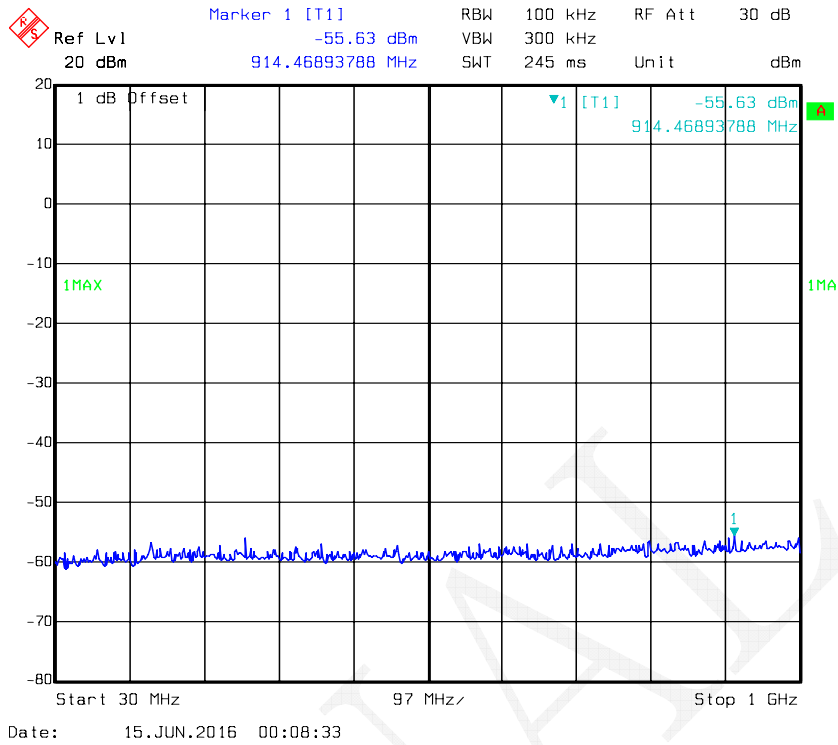


Date: 15.JUN.2016 00:06:12

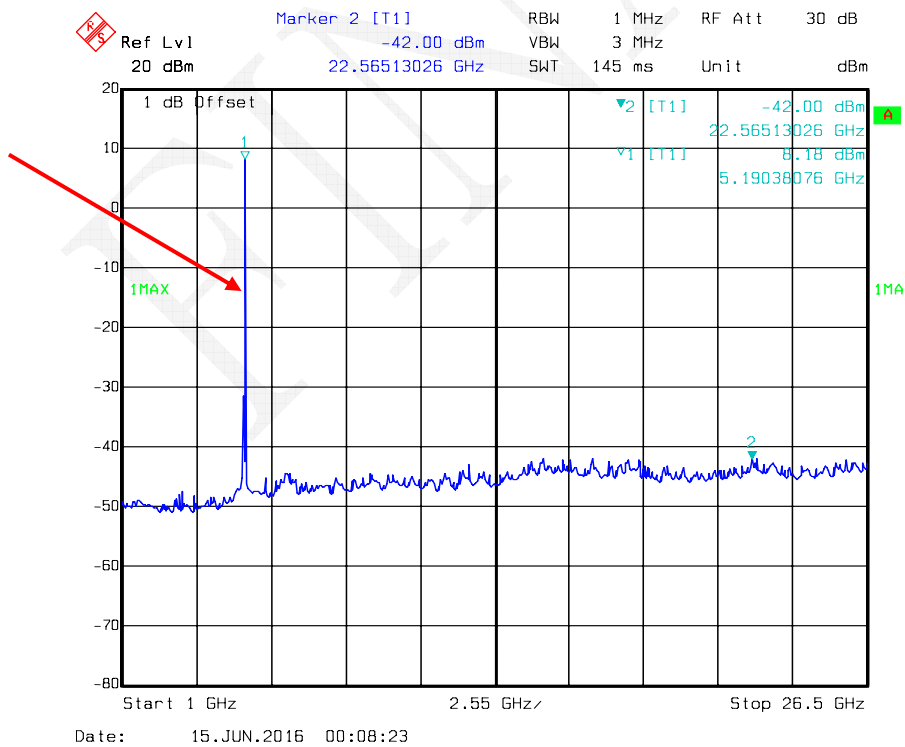
Fundamental

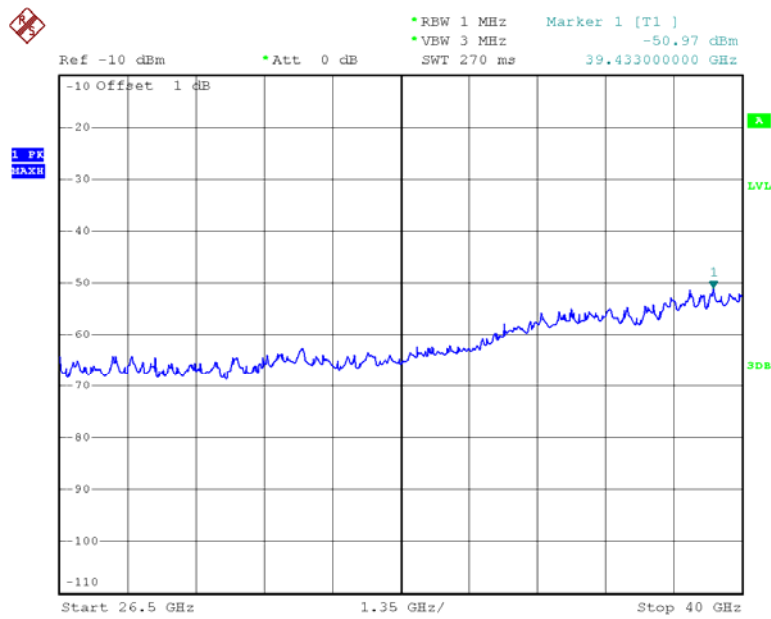


Chain 0:802.11n ht20 Middle Channel



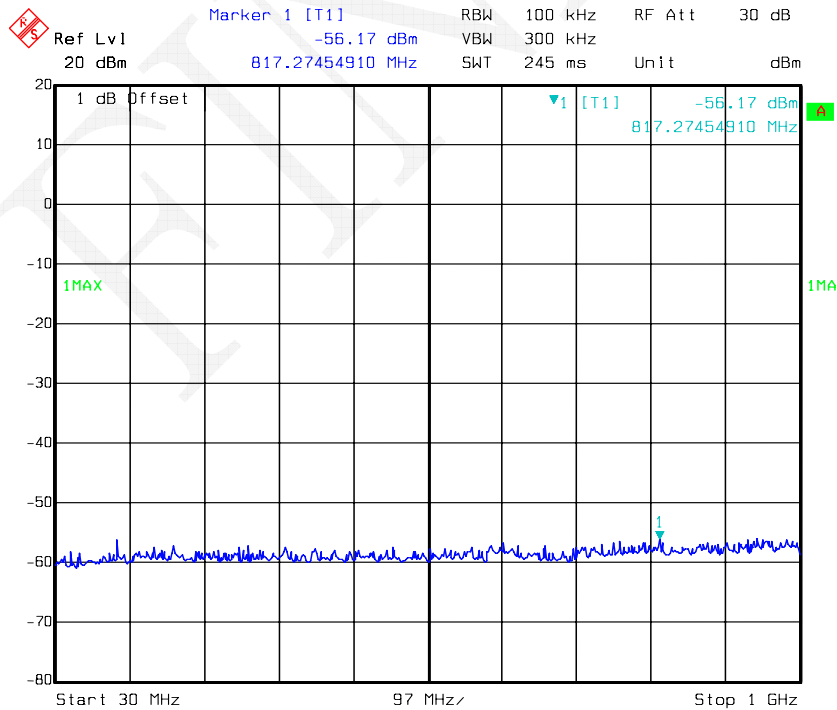
Fundamental





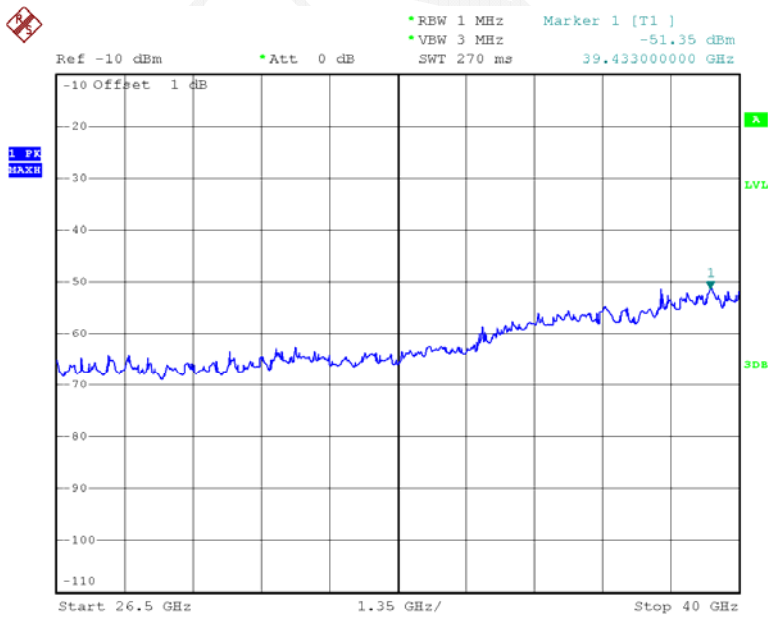
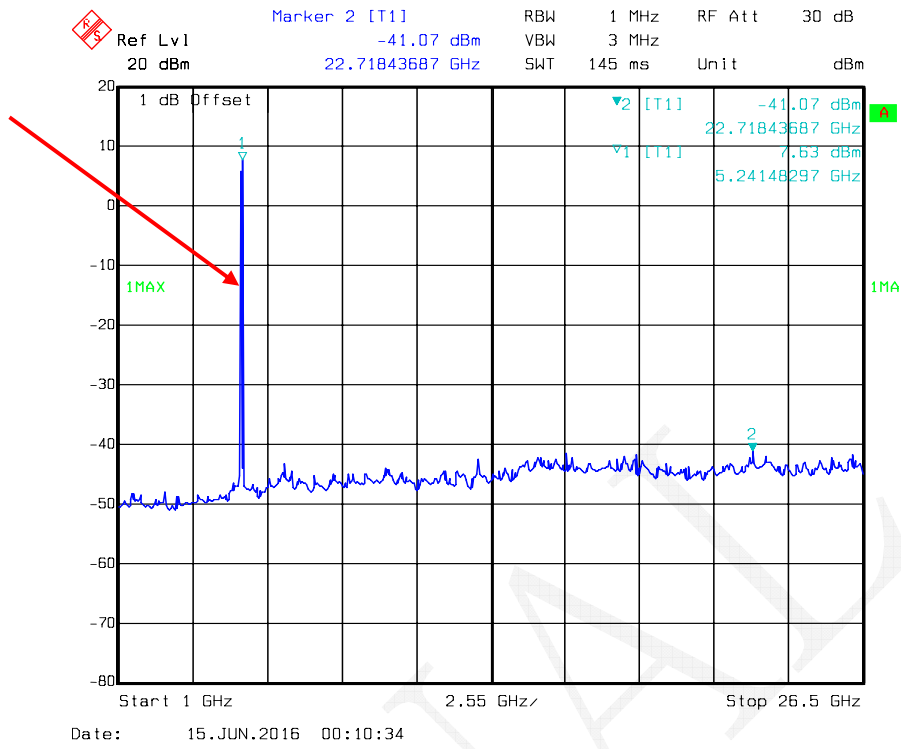
Date: 8.JUL.2016 23:17:59

Chain 0:802.11n ht20 High Channel

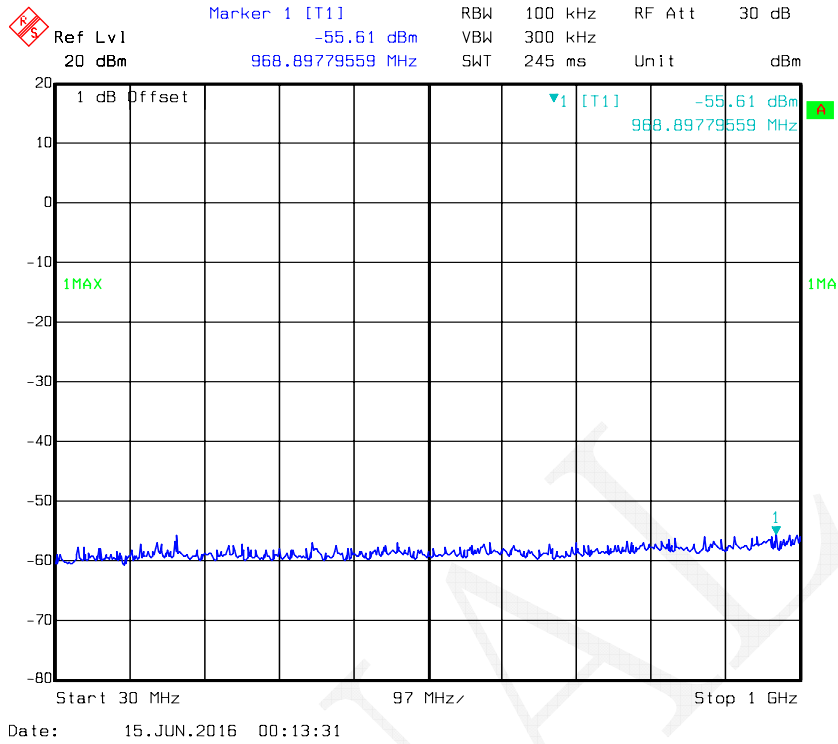


Date: 15.JUN.2016 00:10:44

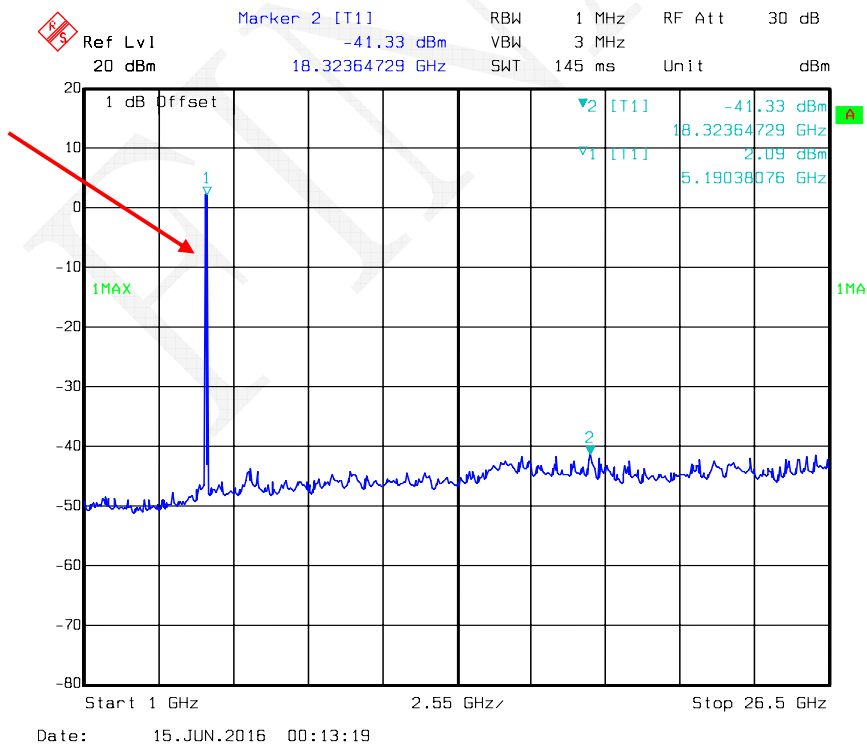
Fundamental

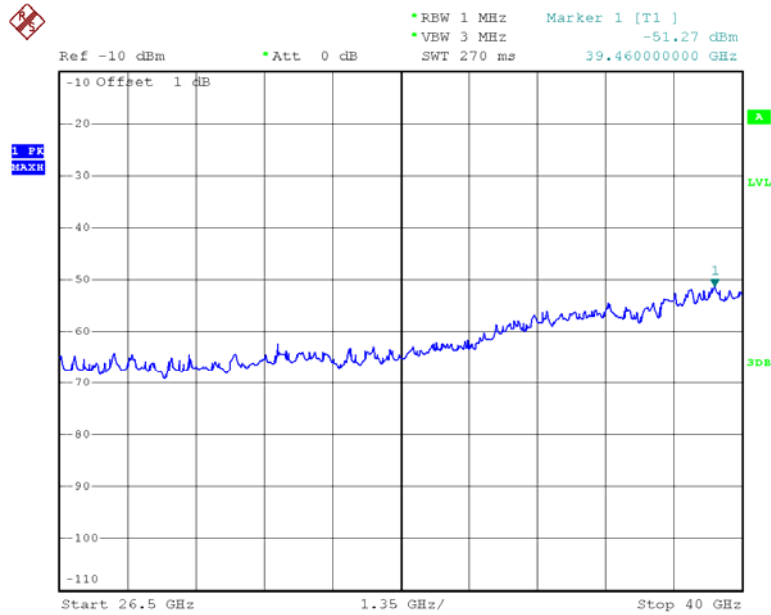


Chain 0:802.11n ht40 Low Channel



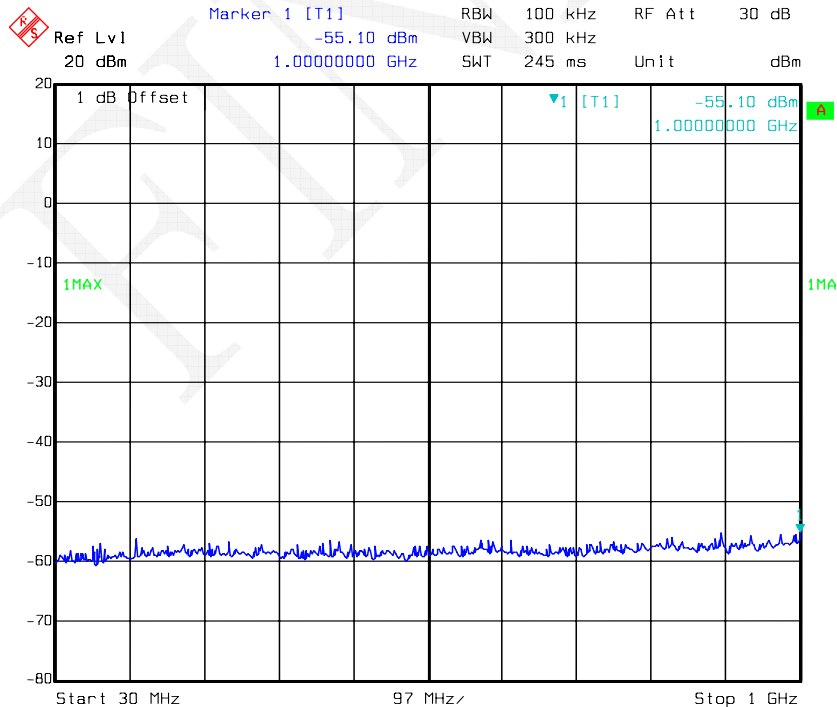
Fundamental





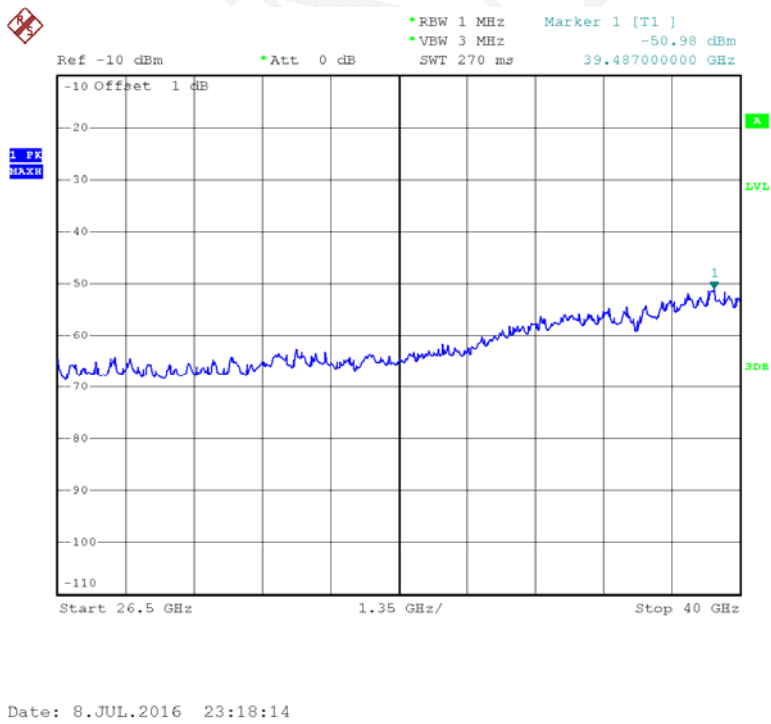
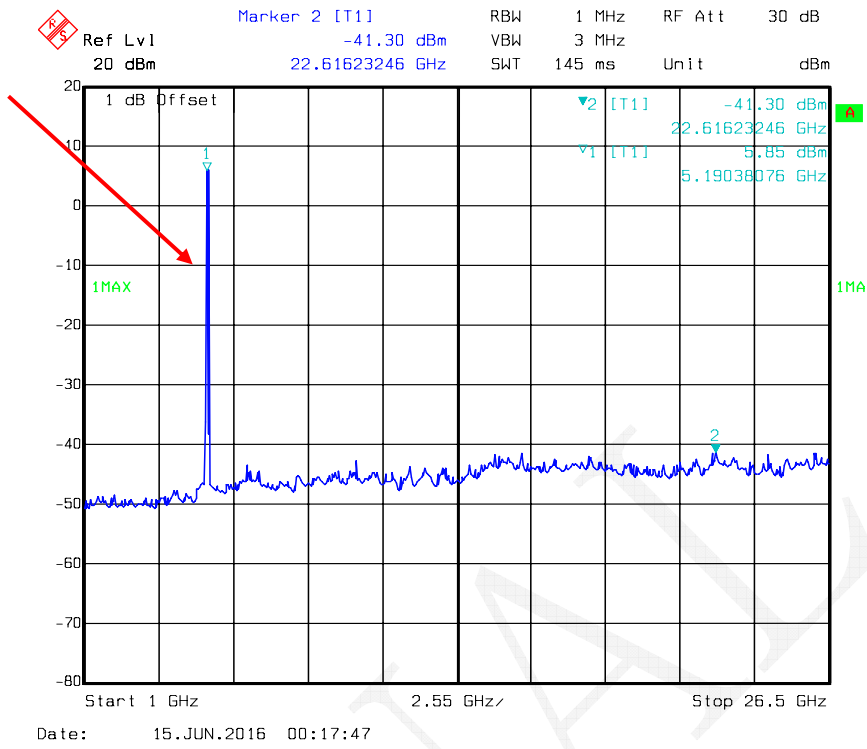
Date: 8.JUL.2016 23:18:09

Chain 0:802.11n ht40 High Channel

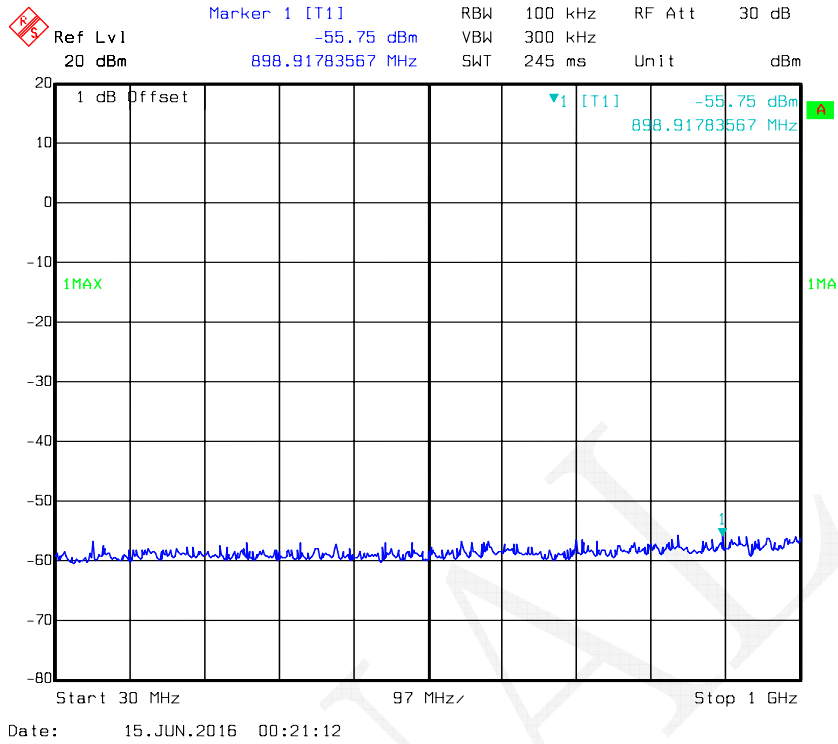


Date: 15.JUN.2016 00:17:59

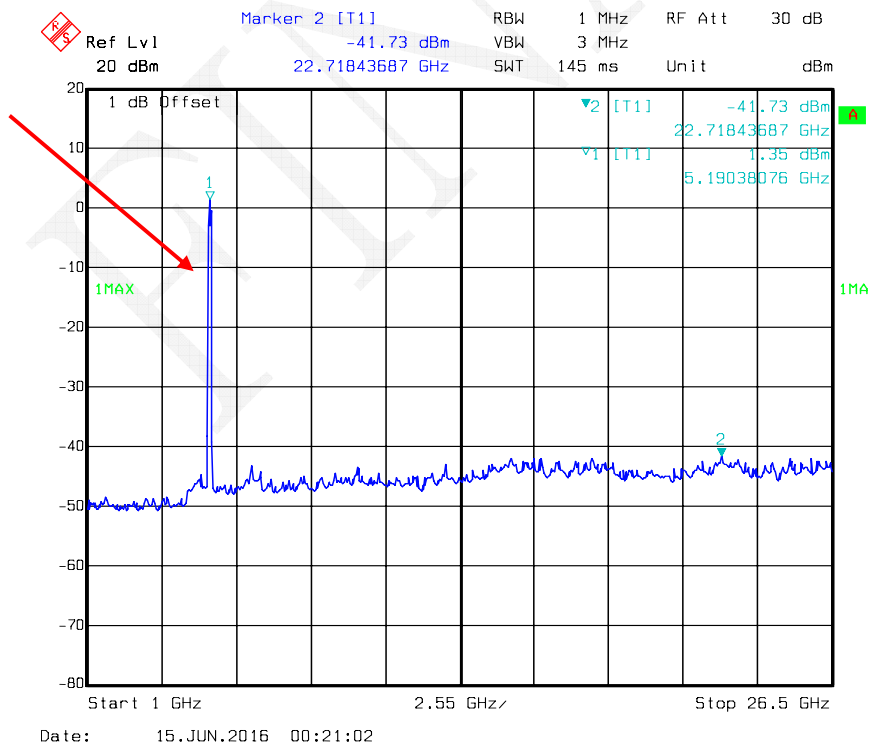
Fundamental

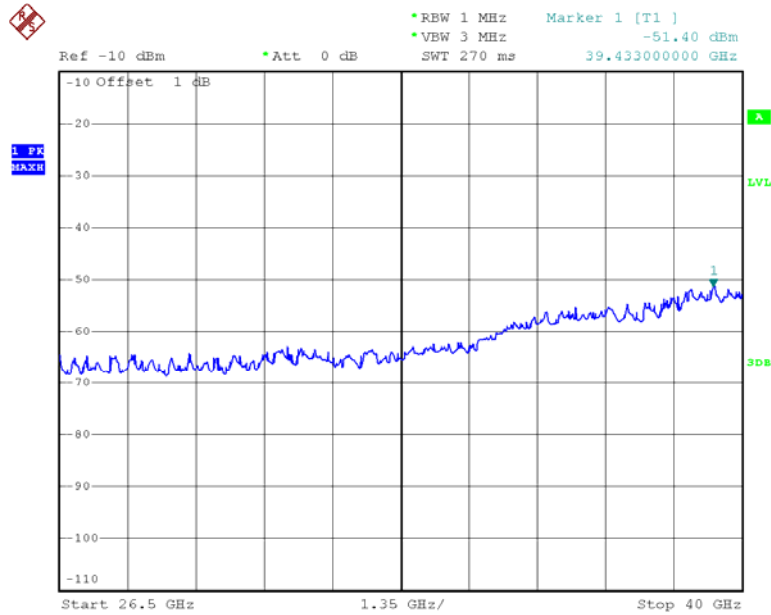


Chain 0:802.11n ac80 Middle Channel



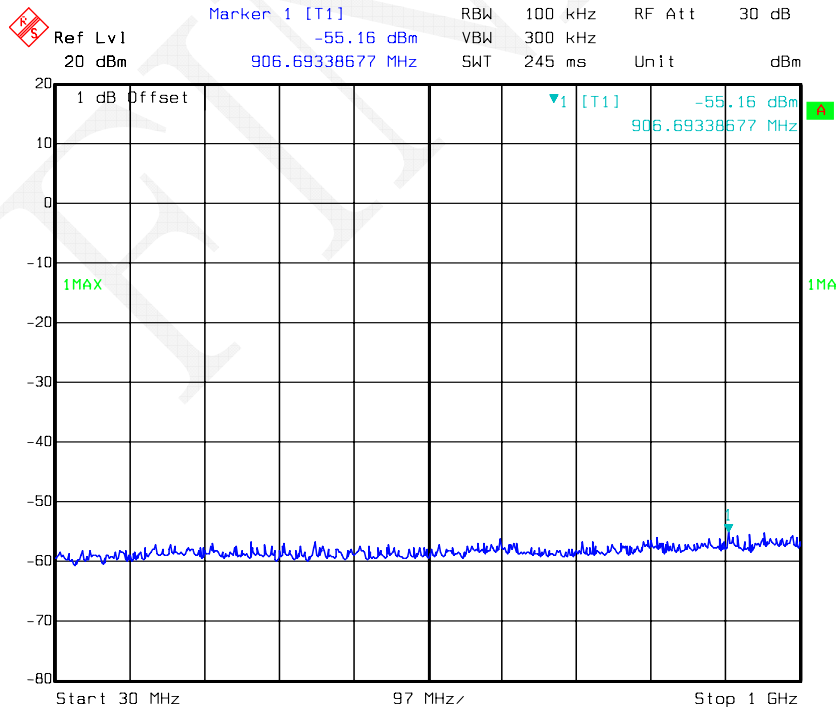
Fundamental





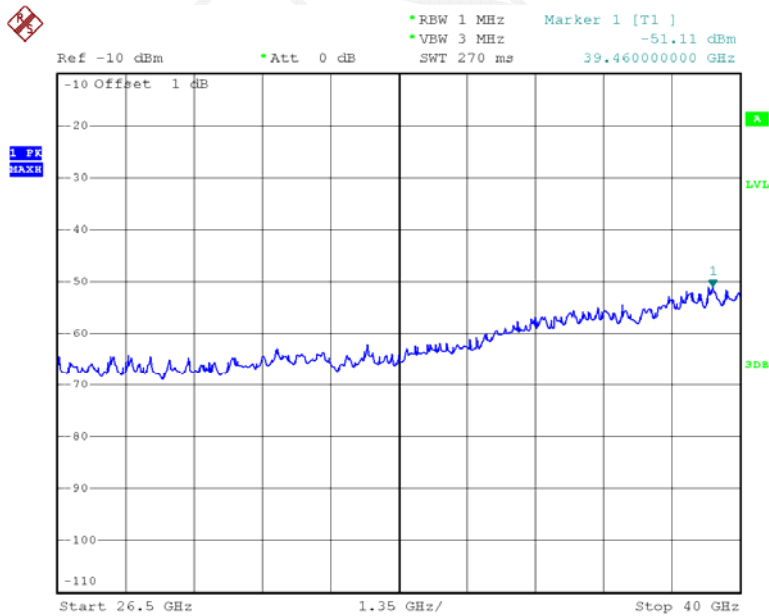
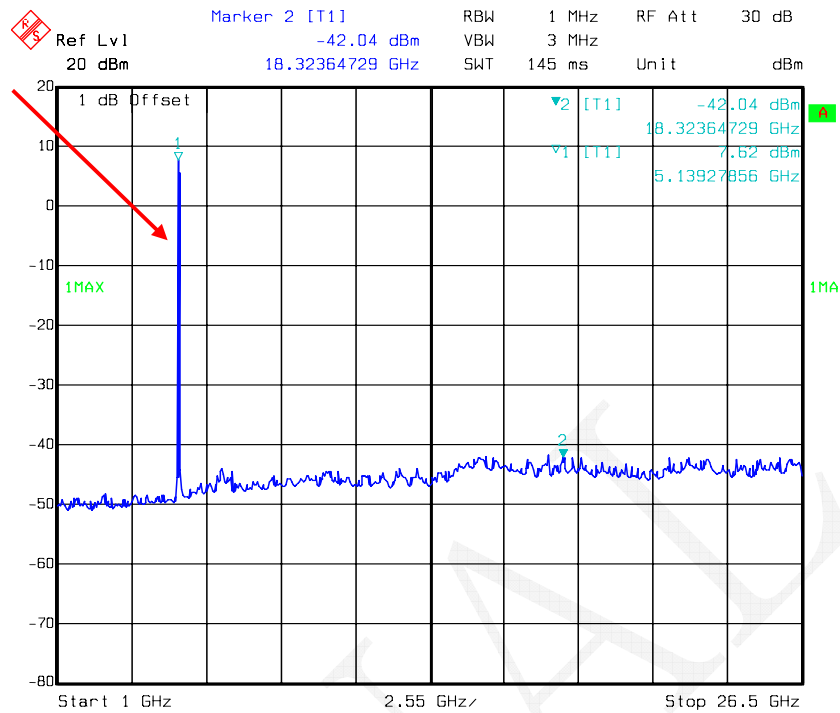
Date: 8.JUL.2016 23:18:20

Chain 1:802.11a Low Channel

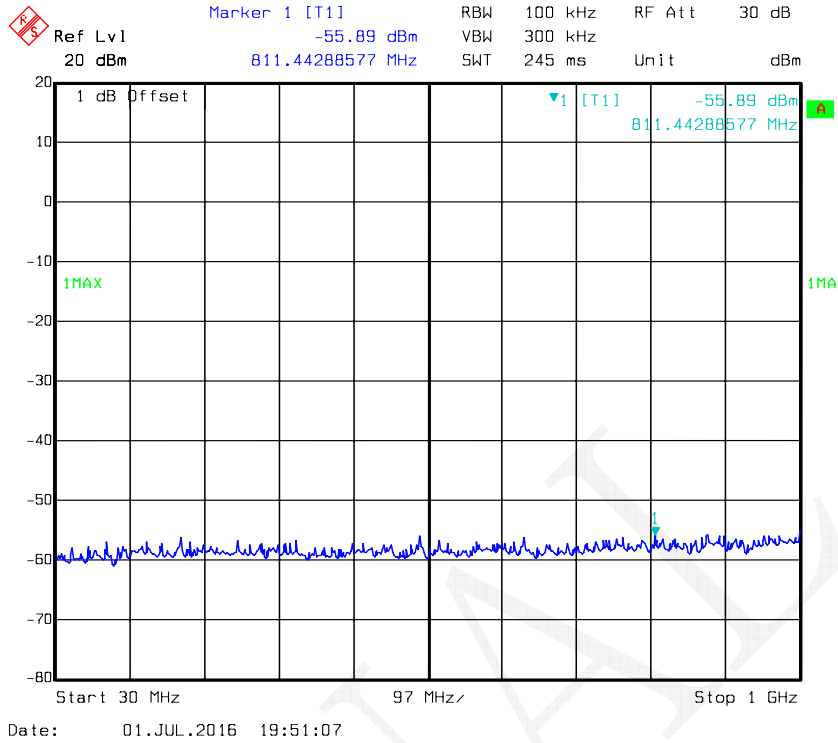


Date: 01.JUL.2016 19:48:39

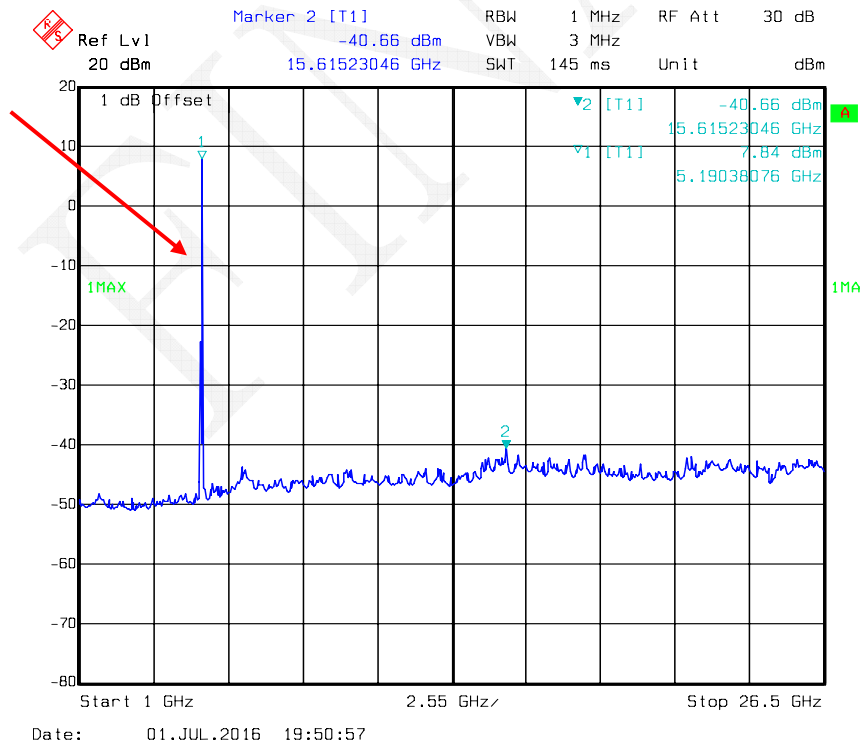
Fundamental

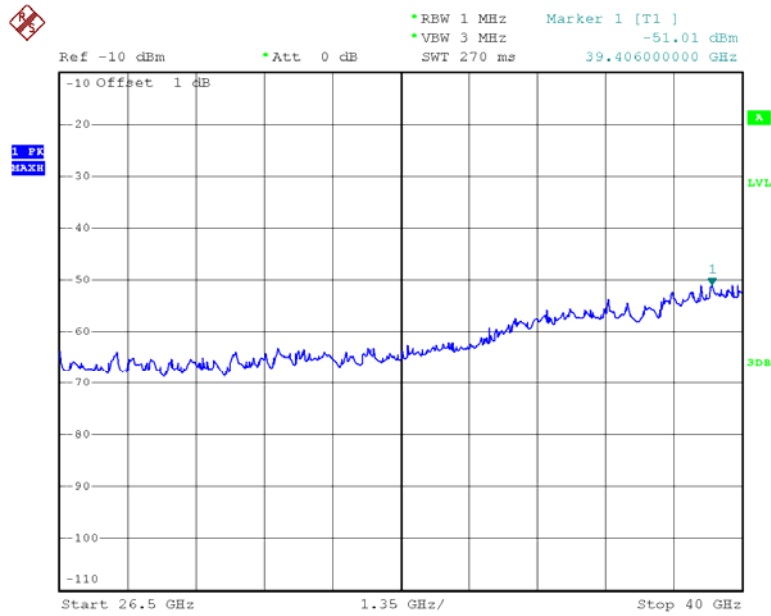


Chain 1:802.11a Middle Channel



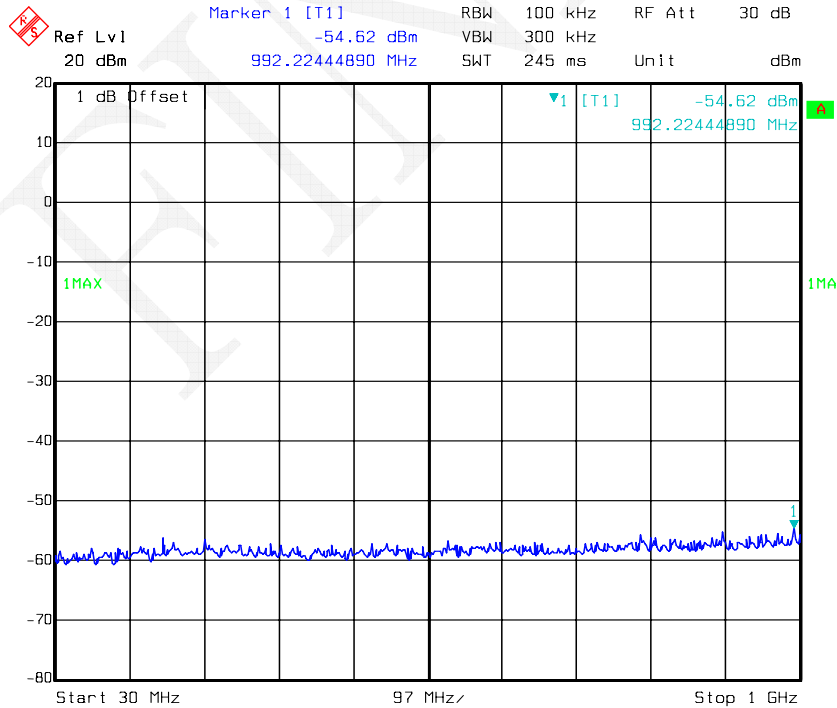
Fundamental





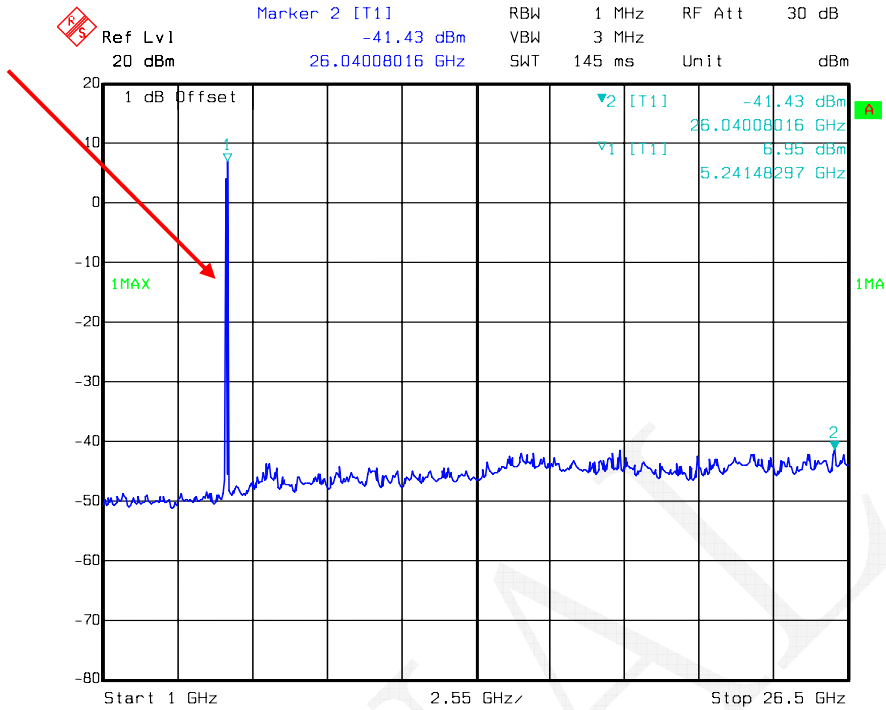
Date: 8.JUL.2016 23:18:31

Chain 1:802.11a High Channel

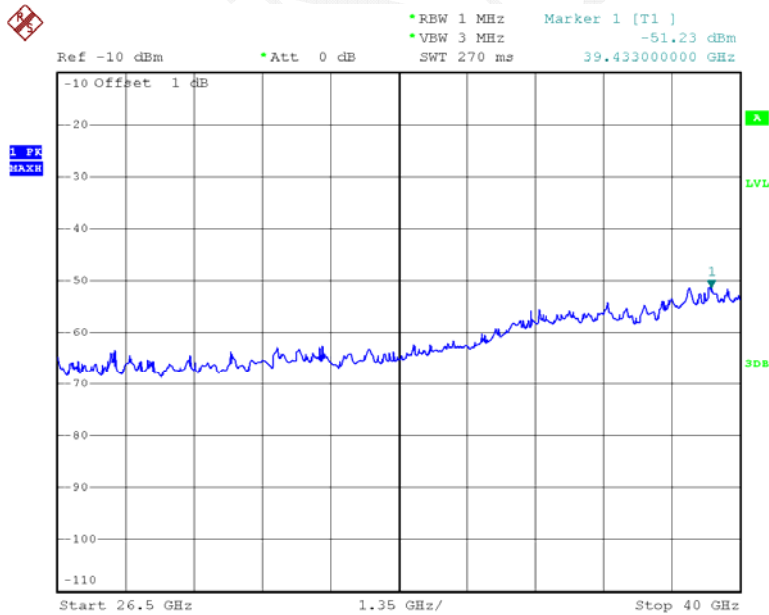


Date: 01.JUL.2016 19:53:10

Fundamental

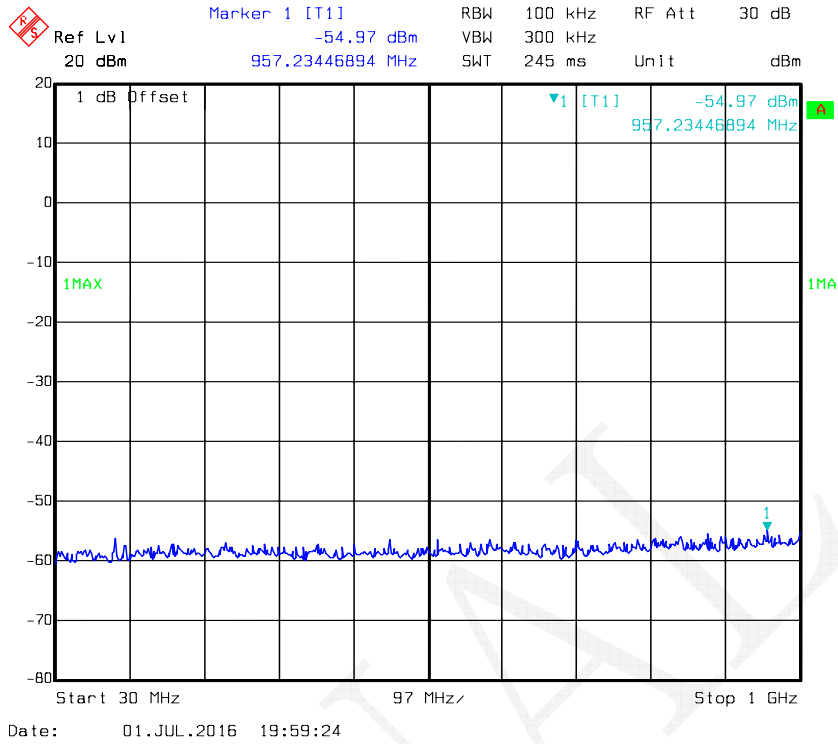


Date: 01.JUL.2016 19:52:59

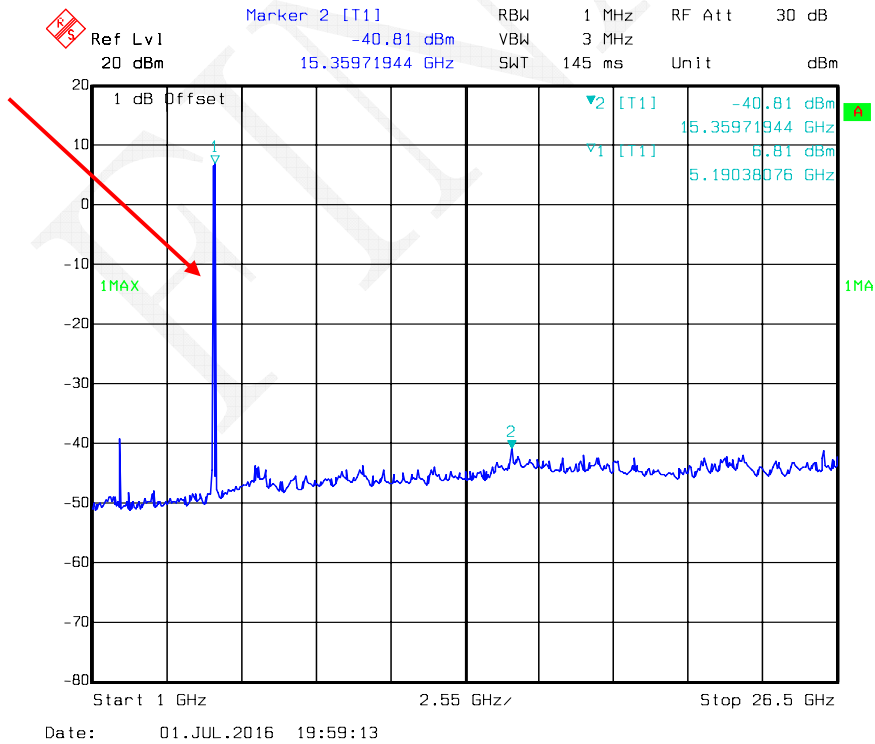


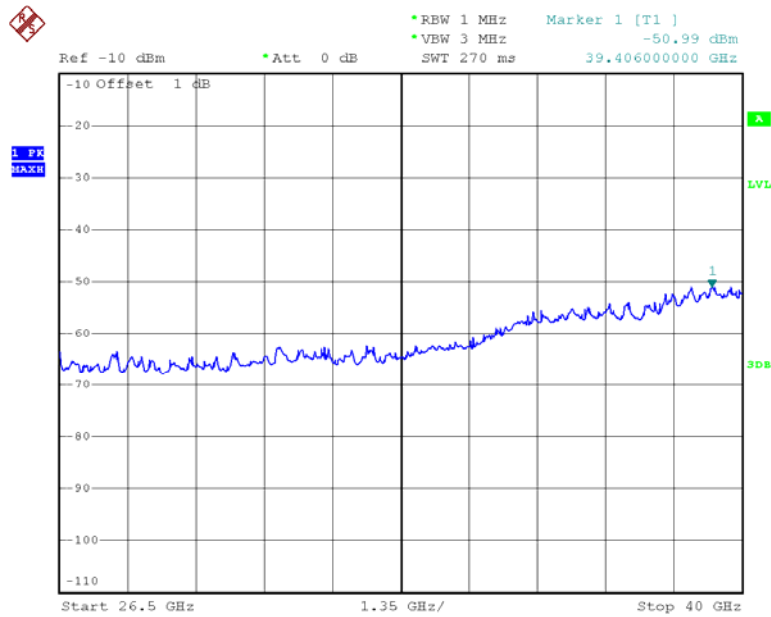
Date: 8.JUL.2016 23:18:36

Chain 1:802.11n ht20 Low Channel



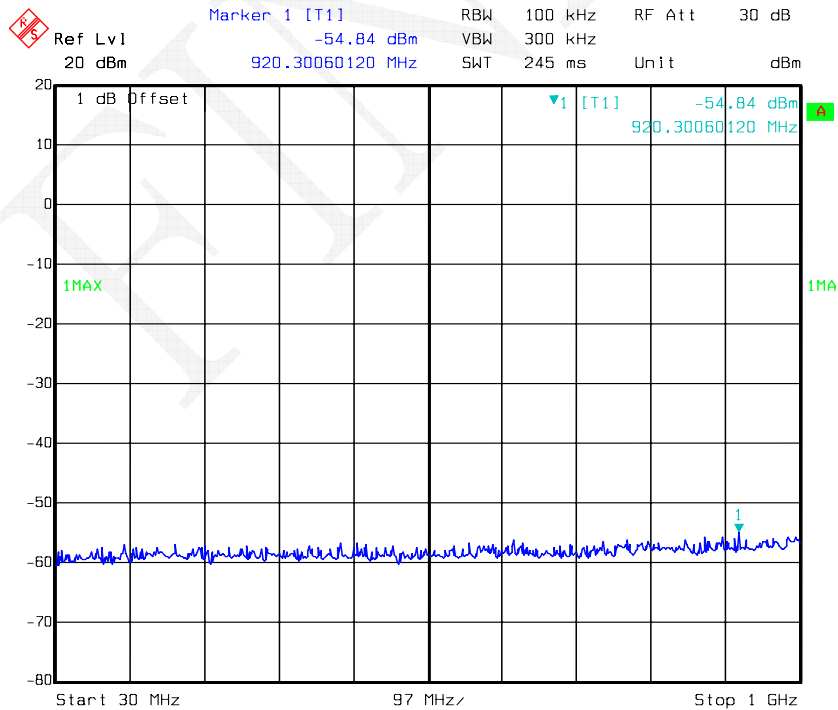
Fundamental





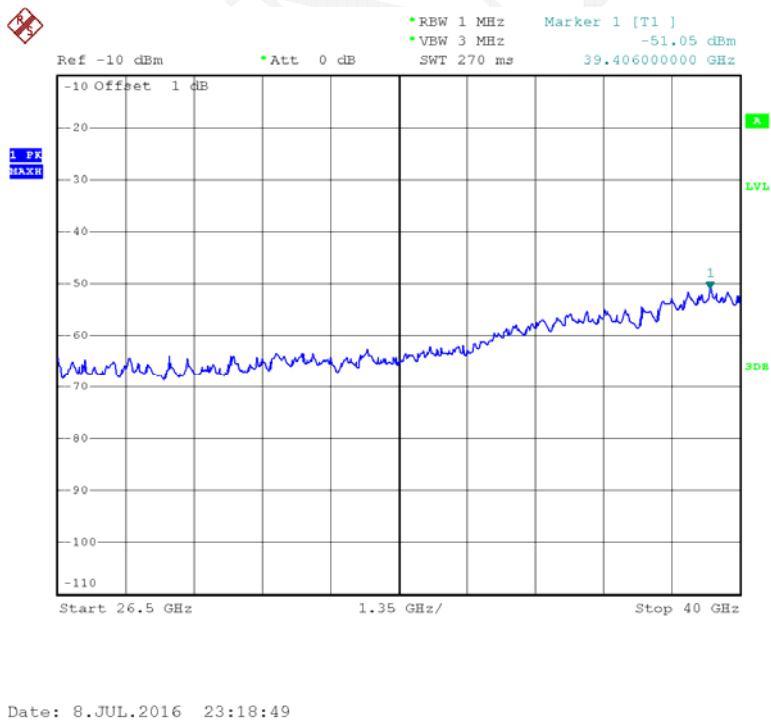
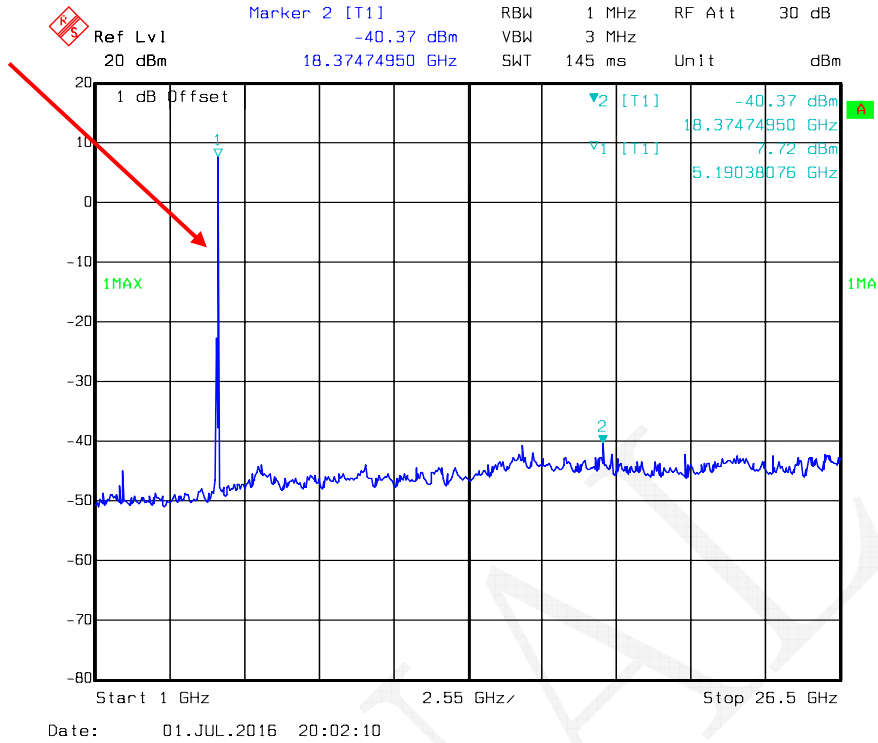
Date: 8.JUL.2016 23:18:42

Chain 1:802.11n ht20 Middle Channel

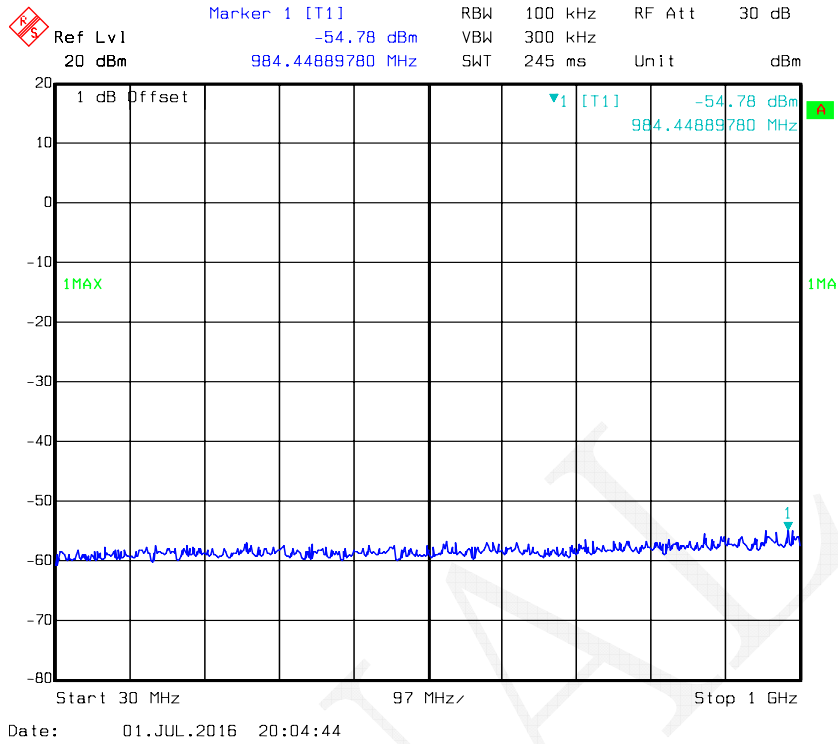


Date: 01.JUL.2016 20:02:20

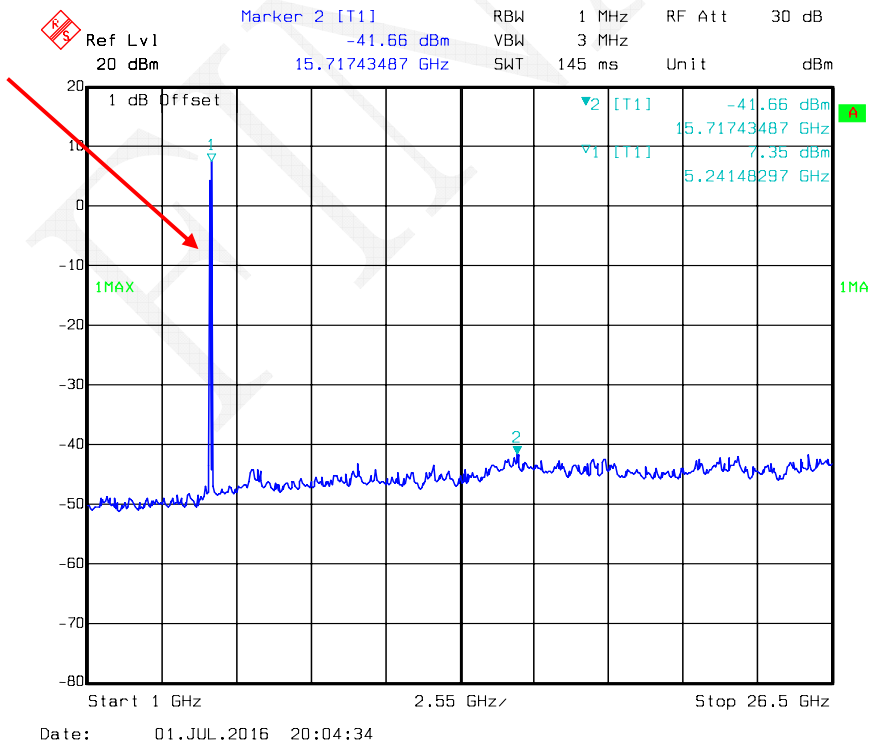
Fundamental

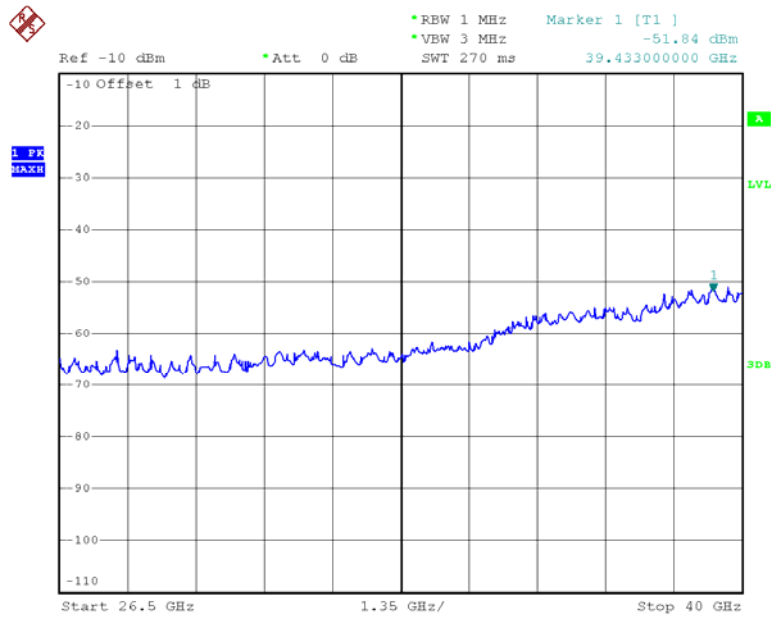


Chain 1:802.11n ht20 High Channel



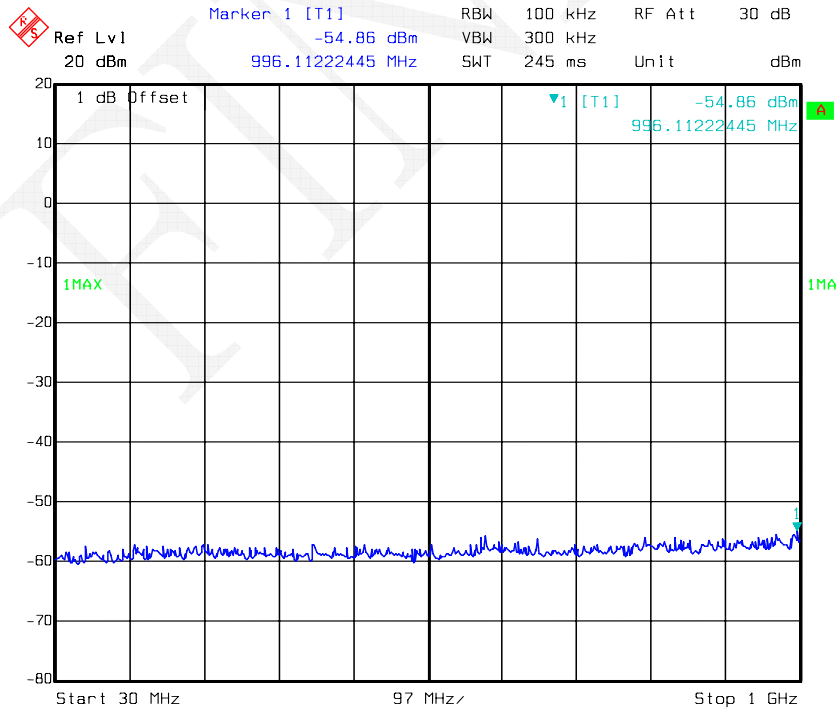
Fundamental





Date: 8.JUL.2016 23:19:03

Chain 1:802.11n ht40 Low Channel

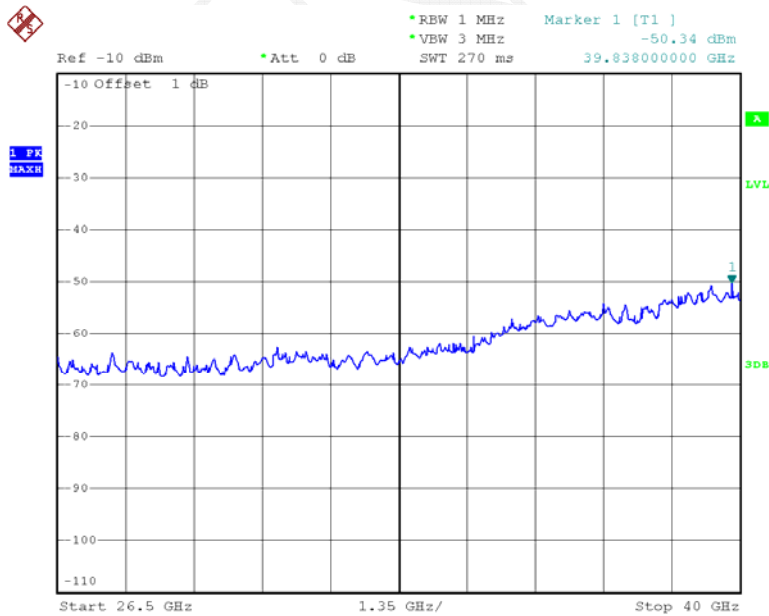


Date: 01.JUL.2016 20:11:02

Fundamental

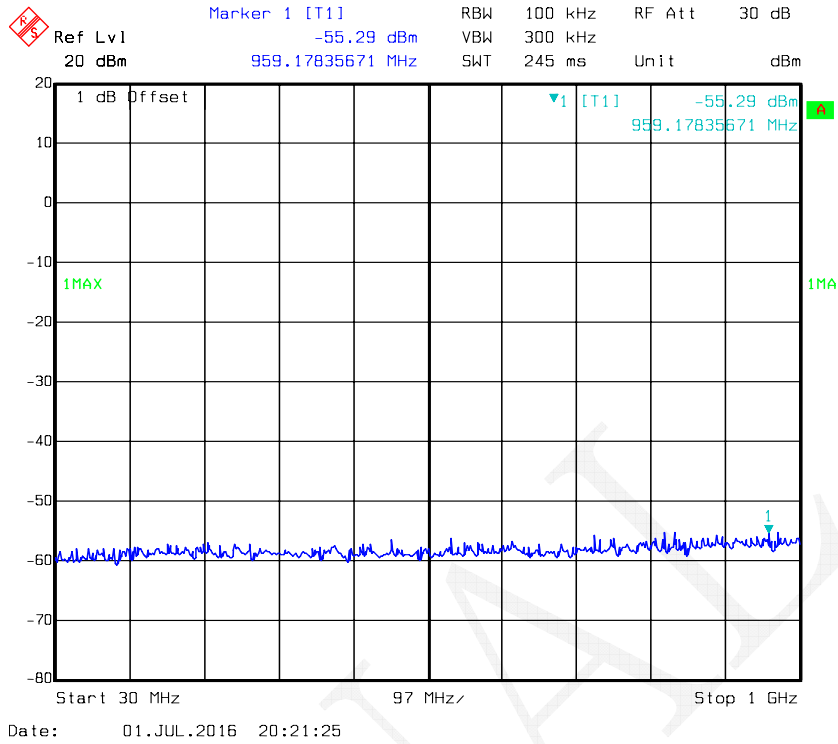


Date: 01.JUL.2016 20:10:52

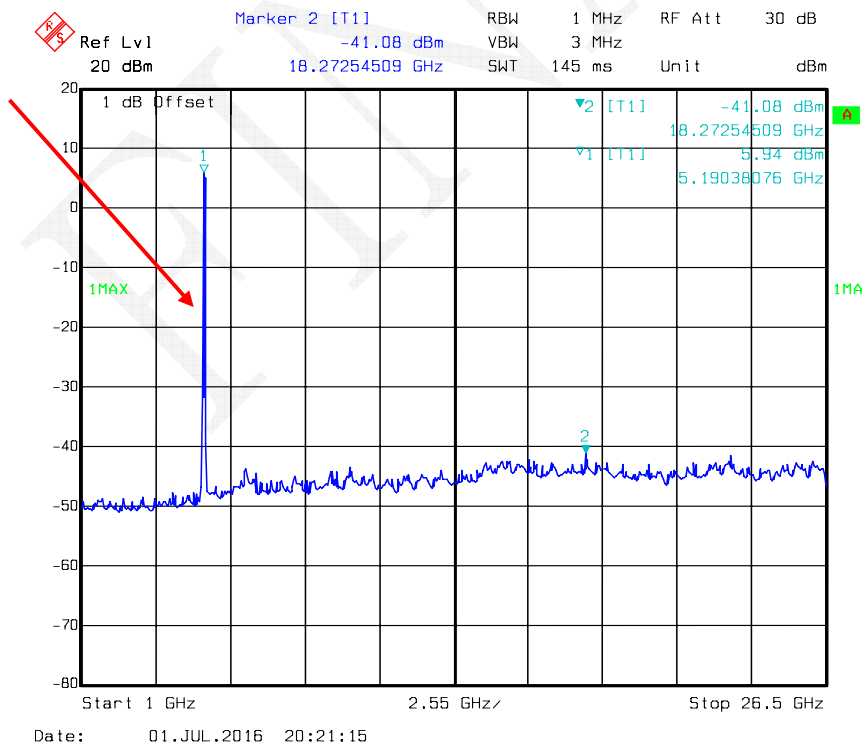


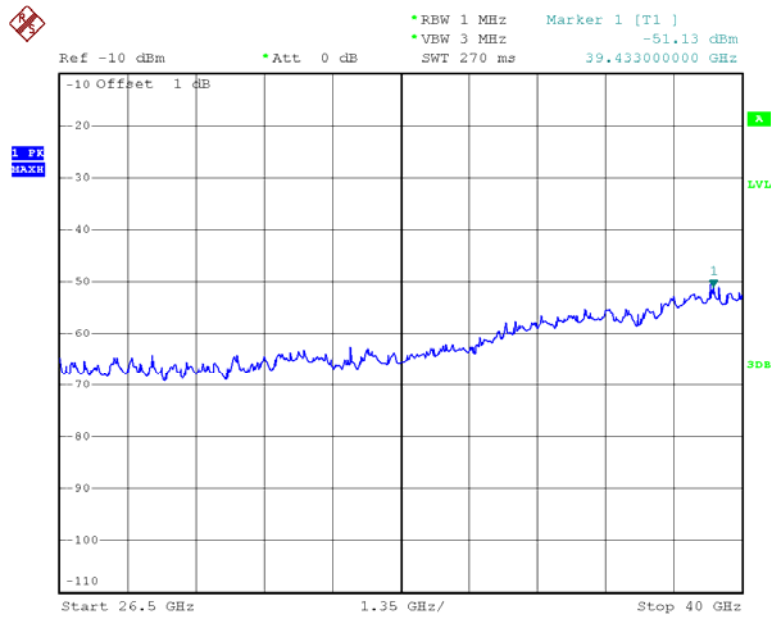
Date: 8.JUL.2016 23:19:09

Chain 1:802.11n ht40 High Channel



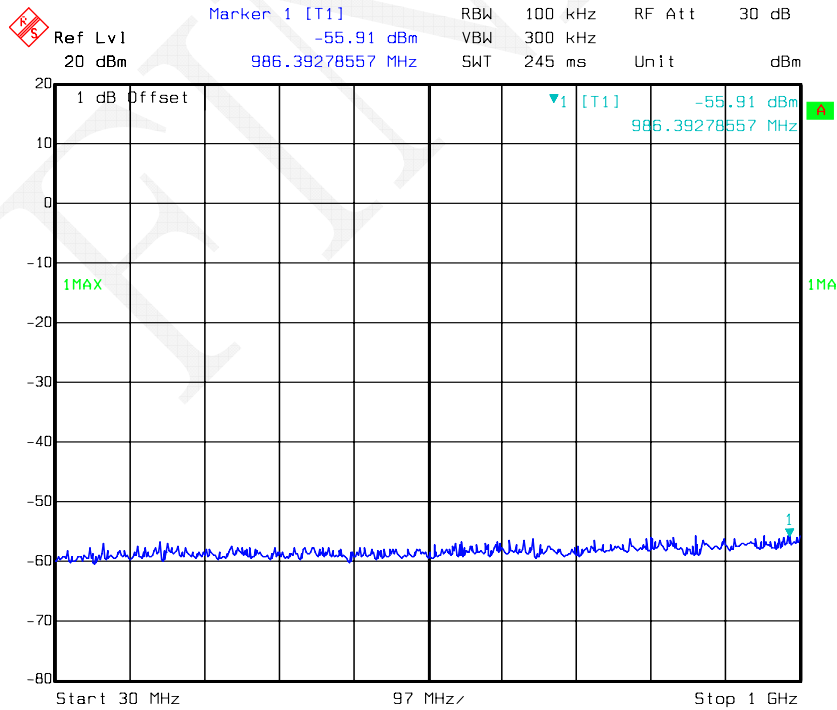
Fundamental





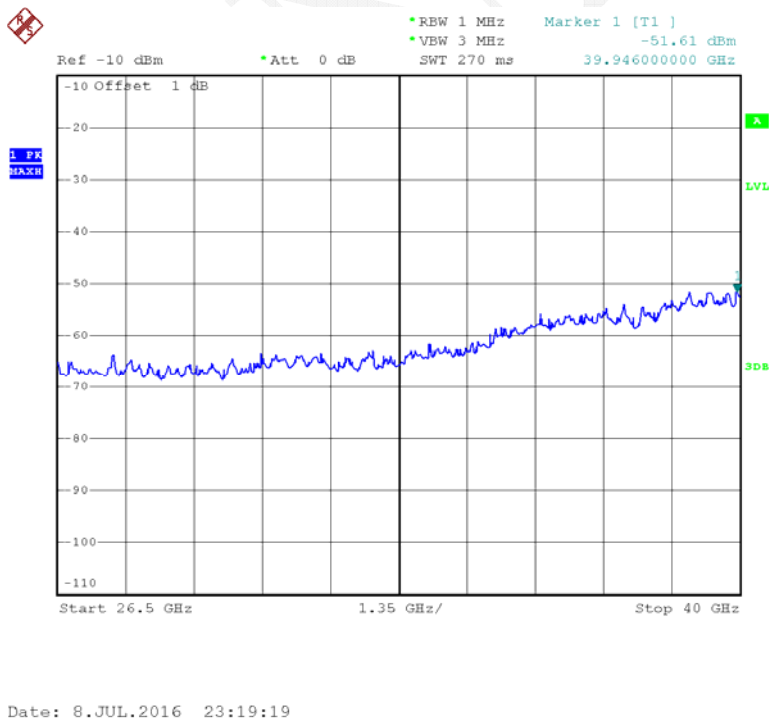
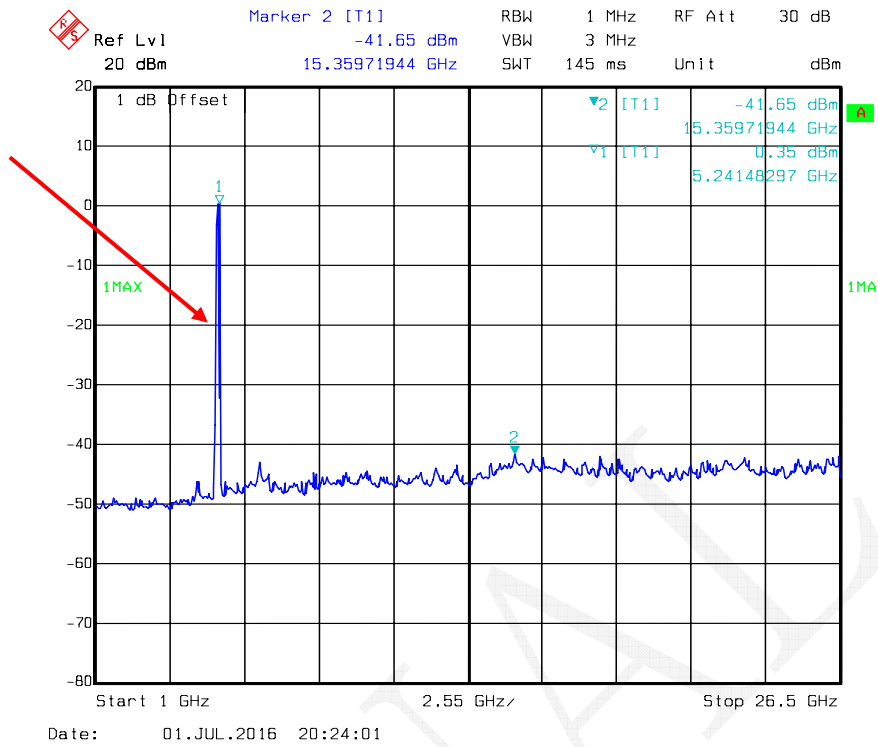
Date: 8.JUL.2016 23:19:14

Chain 1:802.11n ac80 Middle Channel



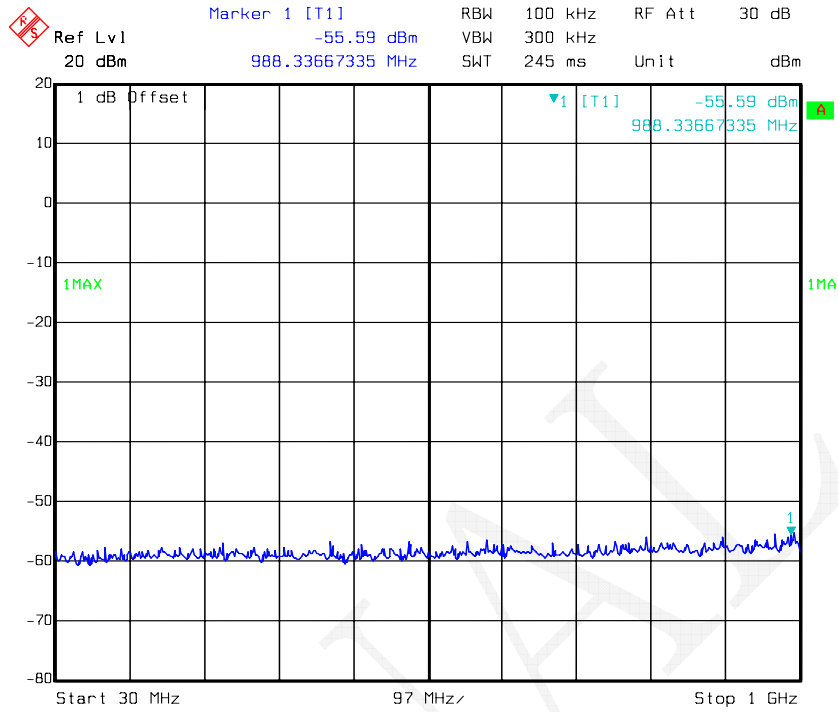
Date: 01.JUL.2016 20:24:11

Fundamental

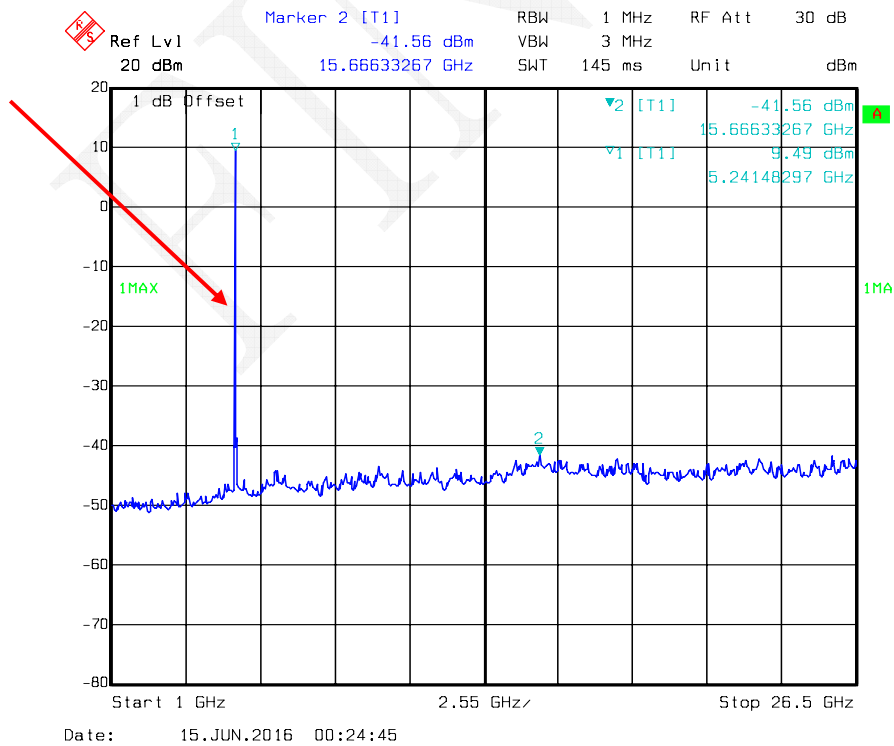


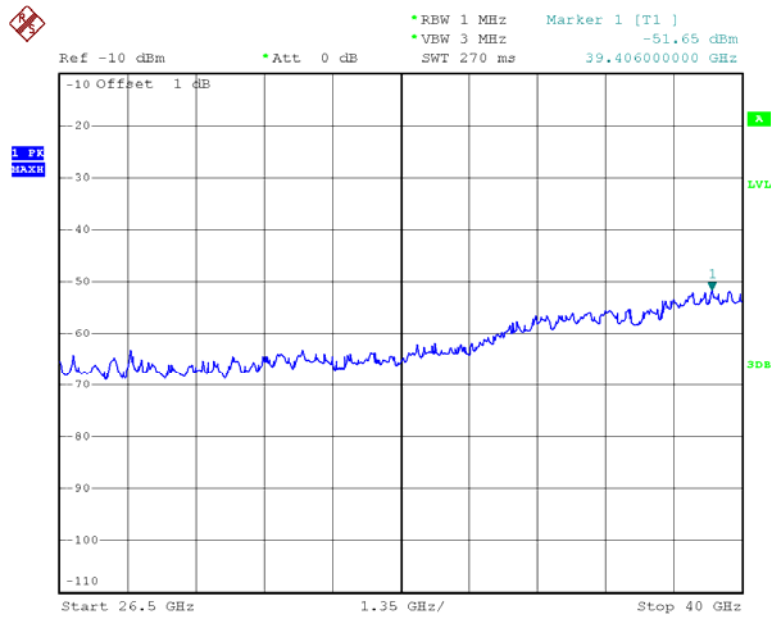
5250-5350MHz:

Chain 0:802.11a Low Channel



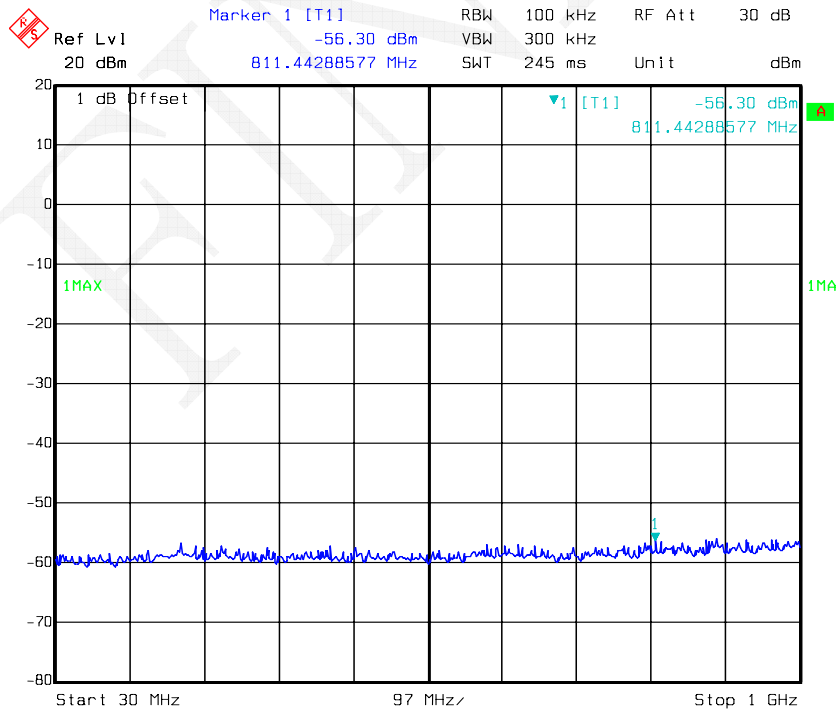
Fundamental





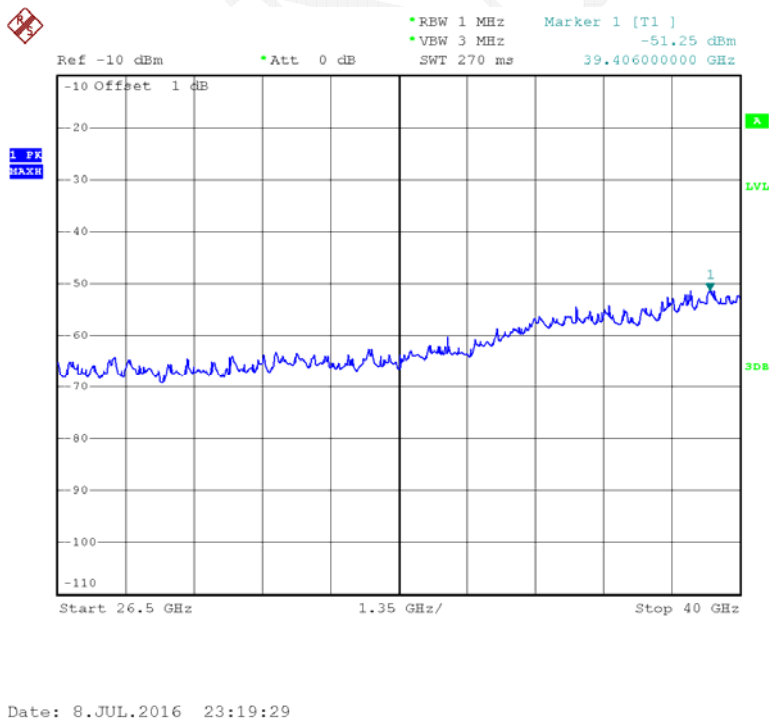
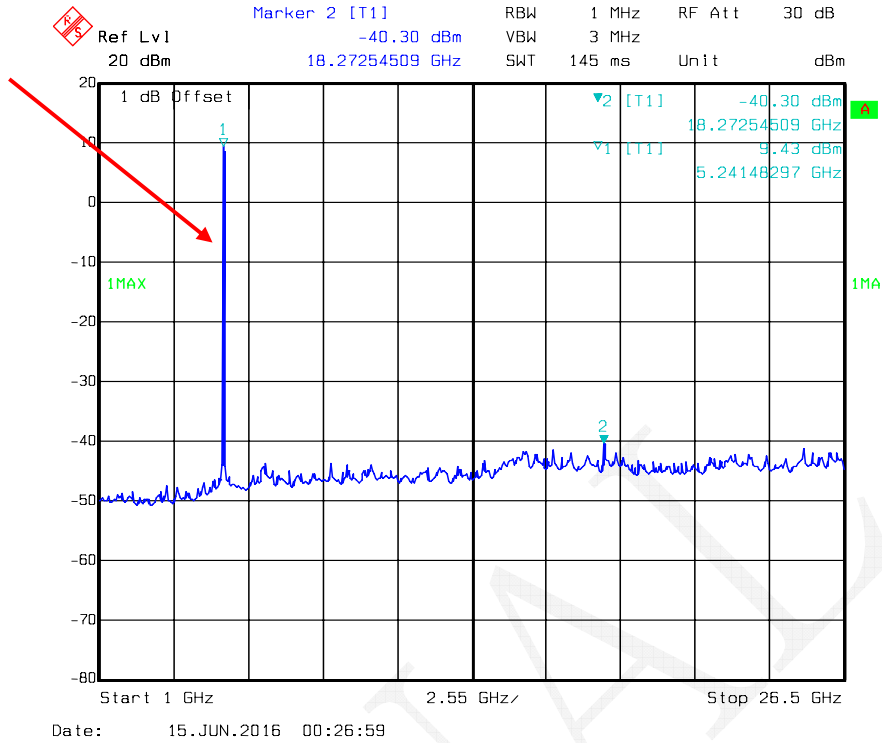
Date: 8.JUL.2016 23:19:24

Chain 0:802.11a Middle Channel

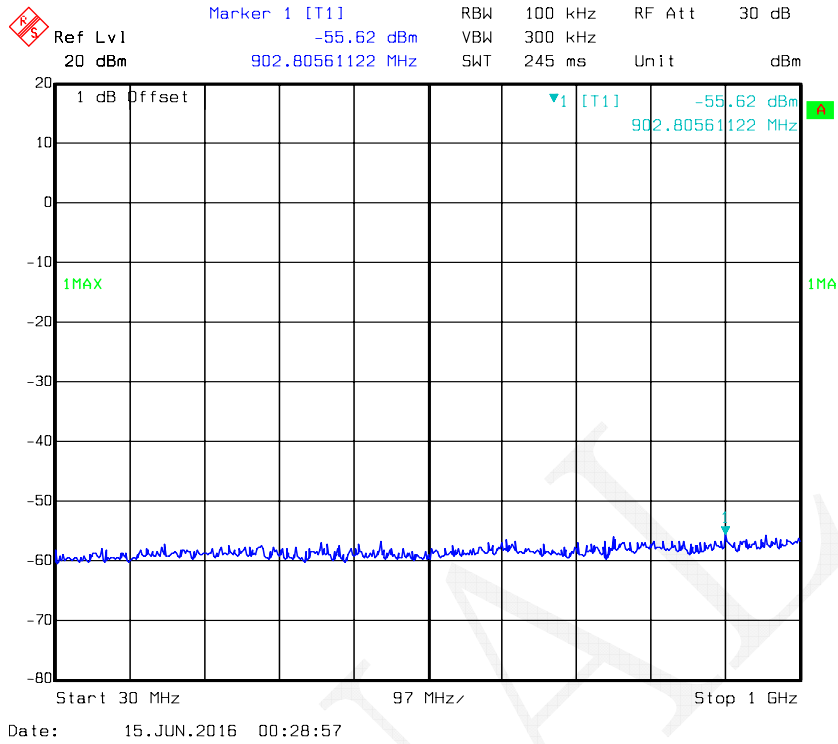


Date: 15.JUN.2016 00:27:09

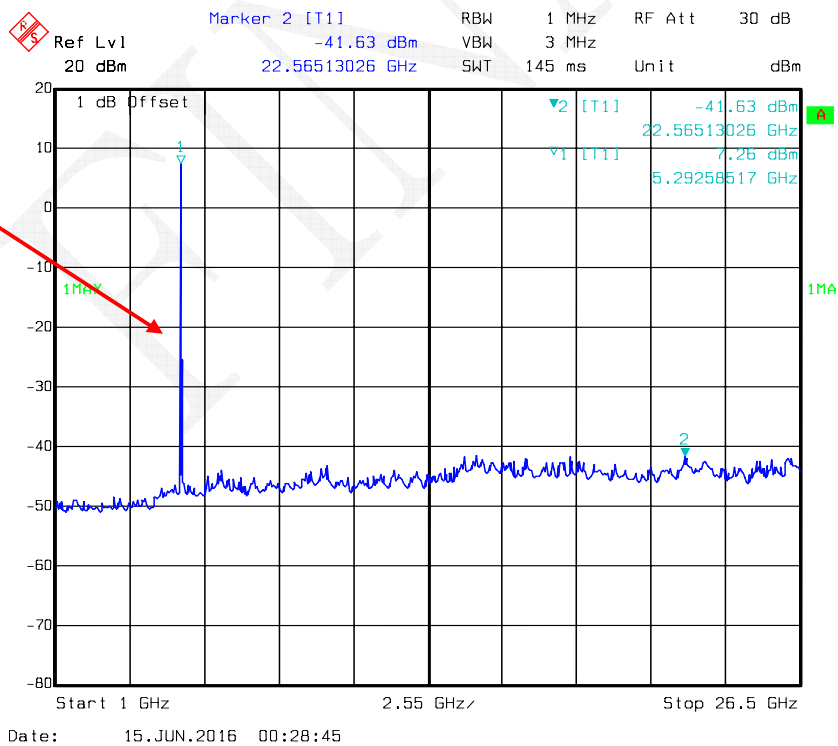
Fundamental

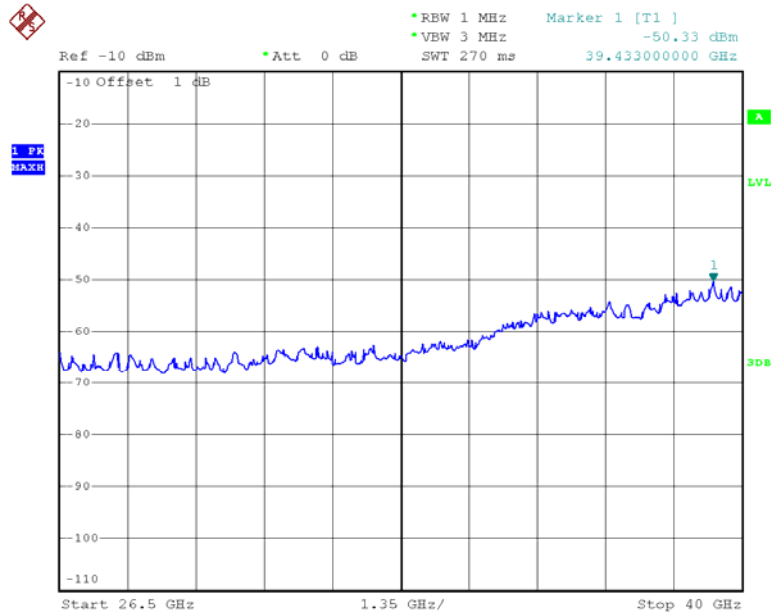


Chain 0:802.11a High Channel



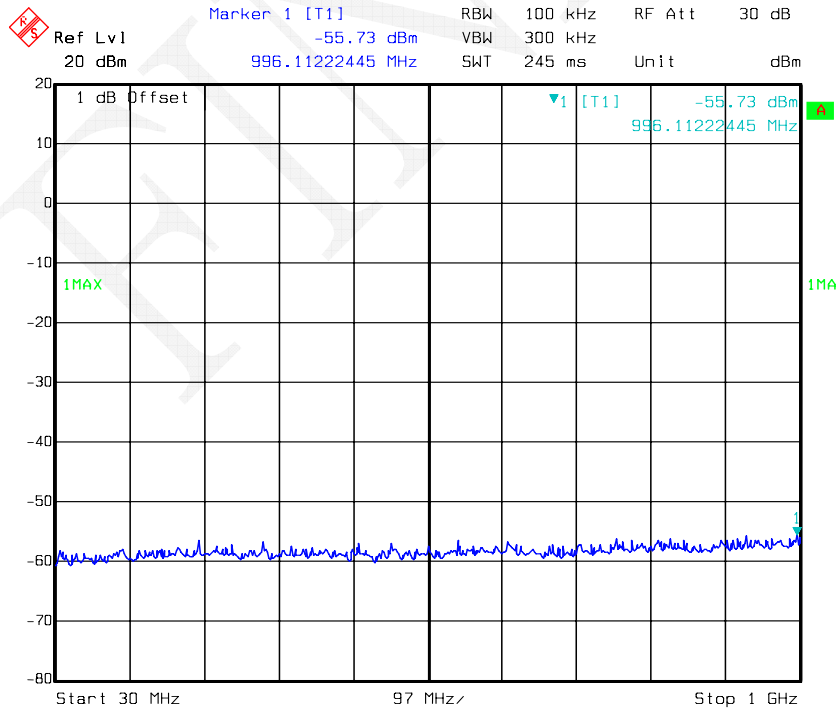
Fundamental





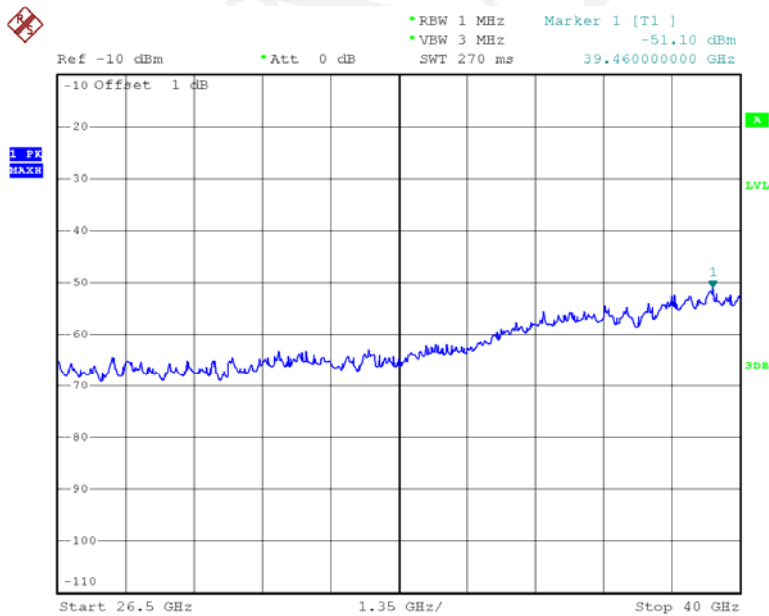
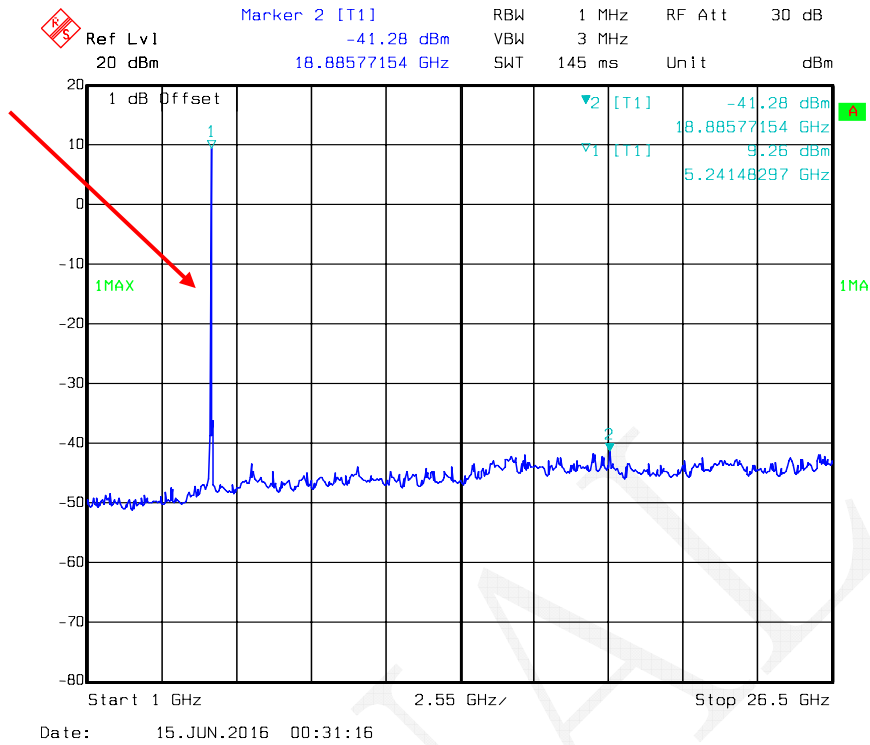
Date: 8.JUL.2016 23:19:36

Chain 0:802.11n ht20 Low Channel

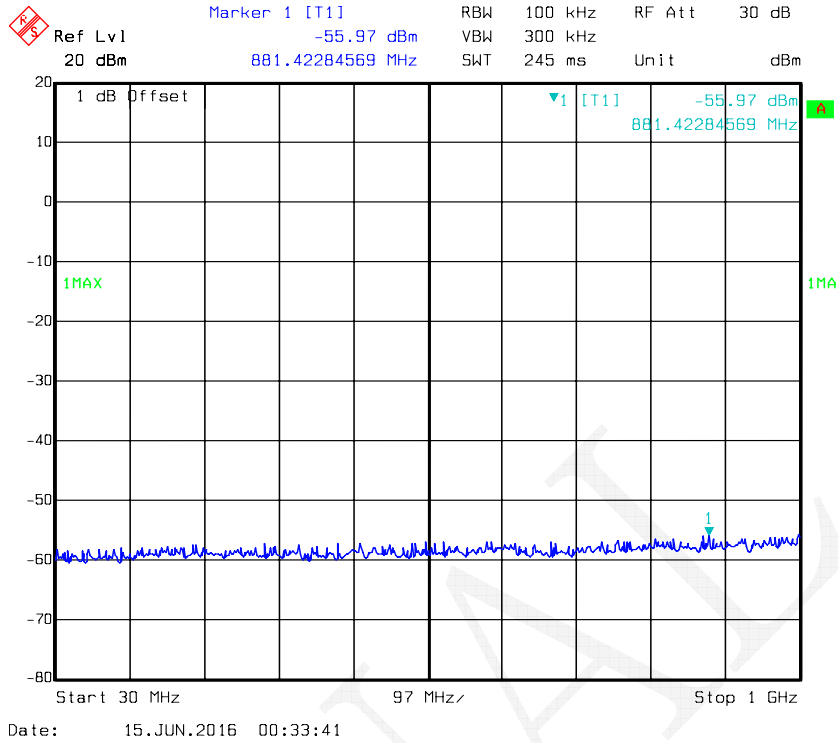


Date: 15.JUN.2016 00:31:28

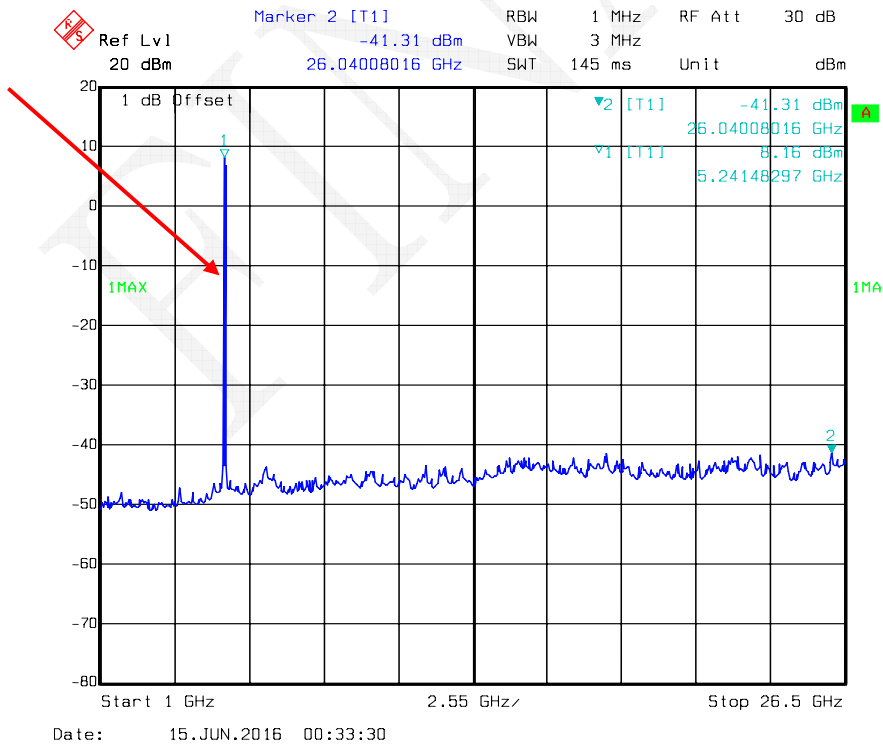
Fundamental

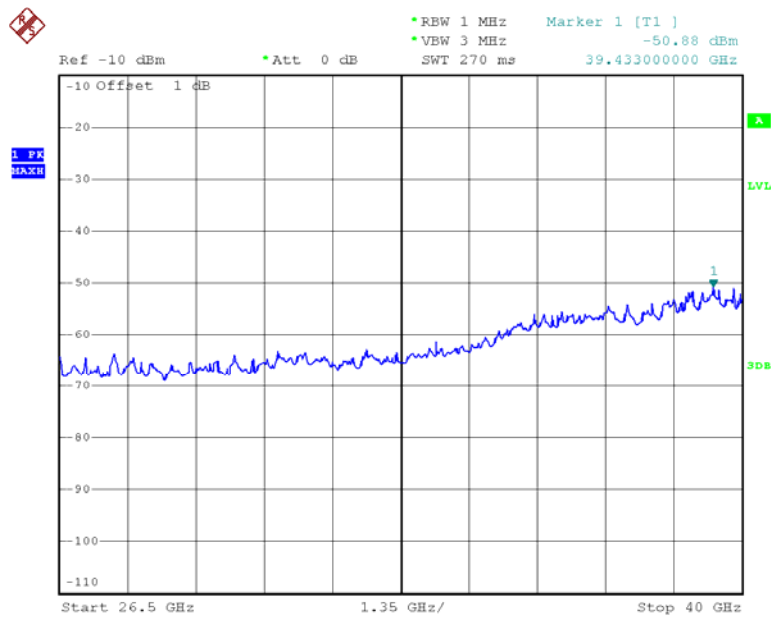


Chain 0:802.11n ht20 Middle Channel



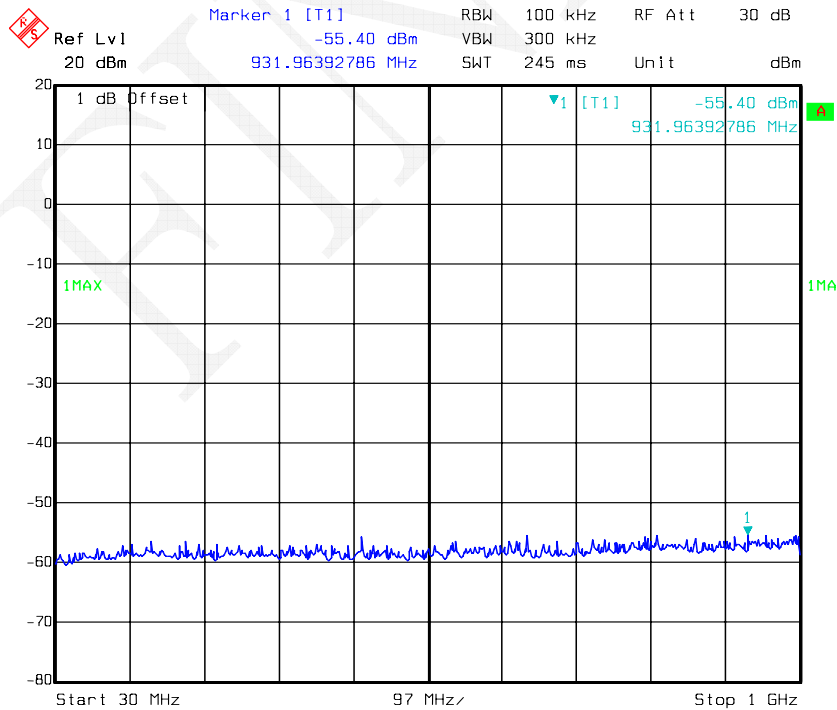
Fundamental



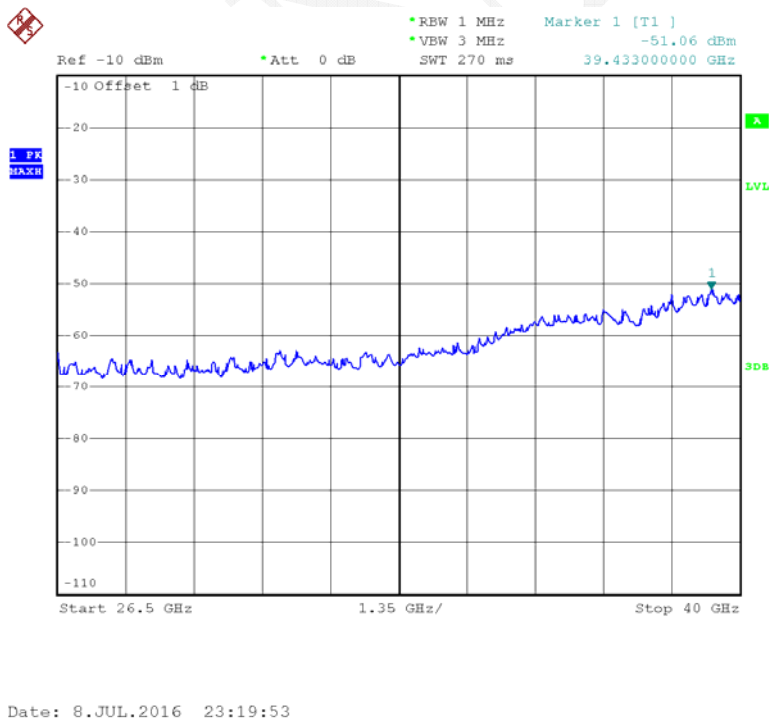
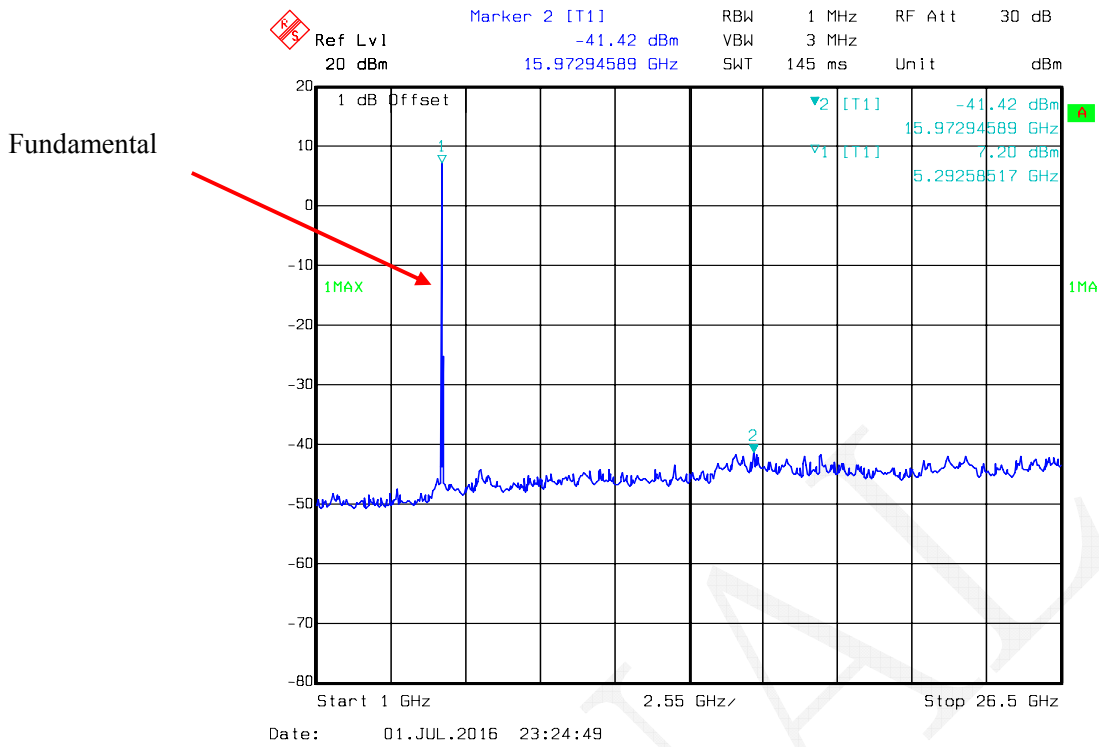


Date: 8.JUL.2016 23:19:48

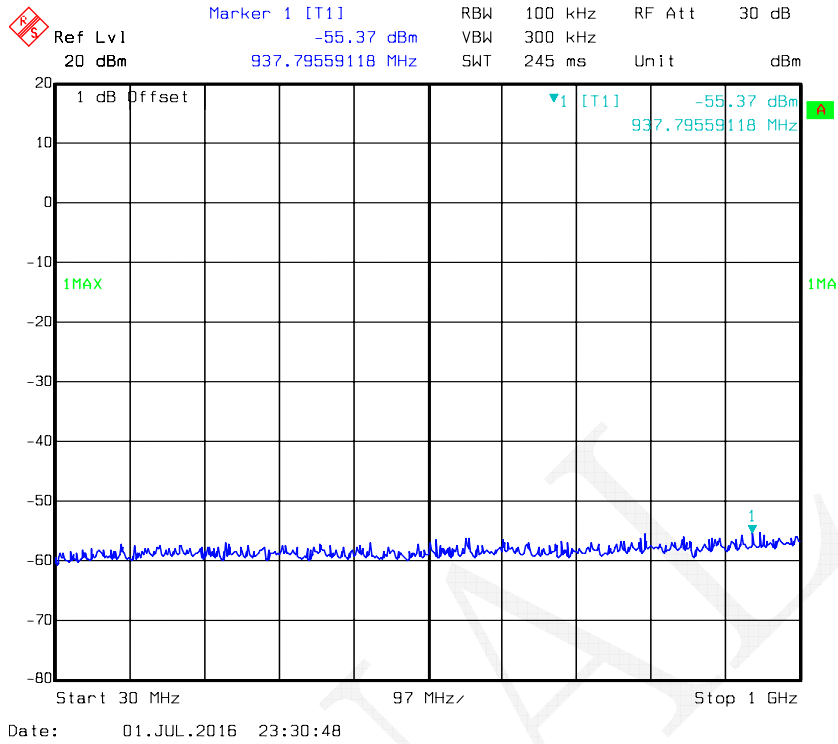
Chain 0:802.11n ht20 High Channel



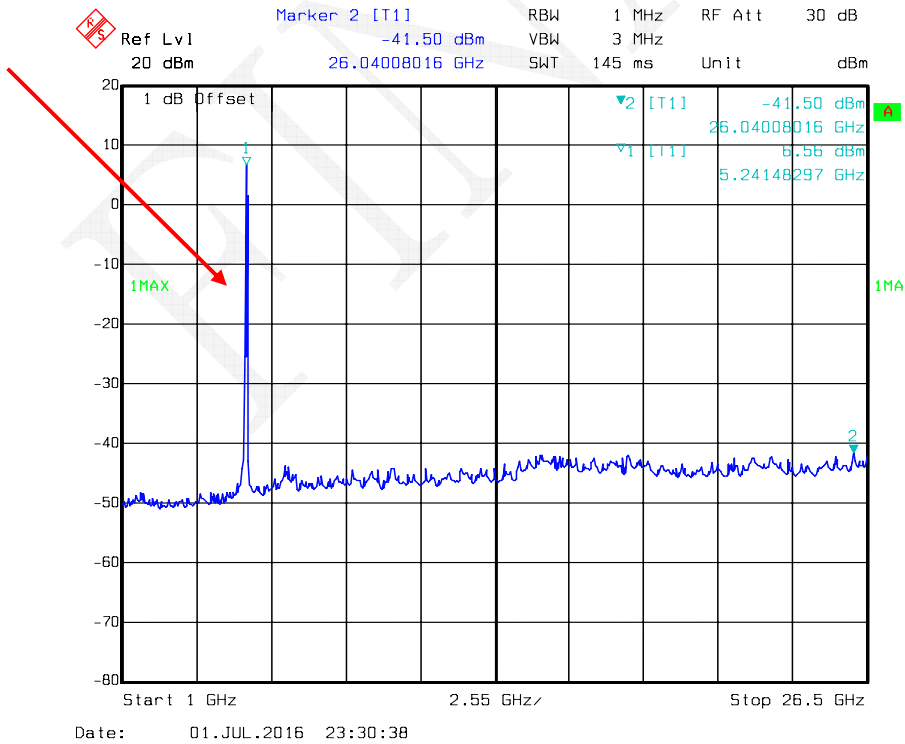
Date: 01.JUL.2016 23:25:00

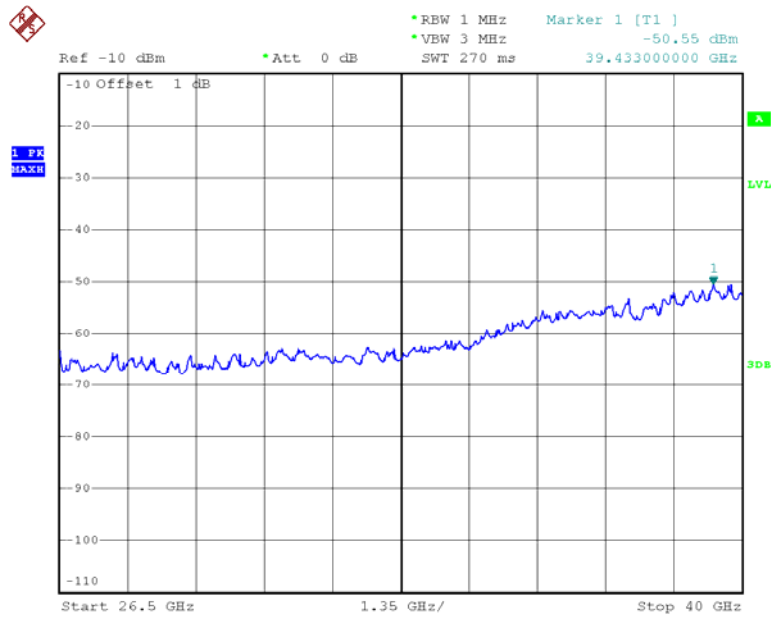


Chain 0:802.11n ht40 Low Channel



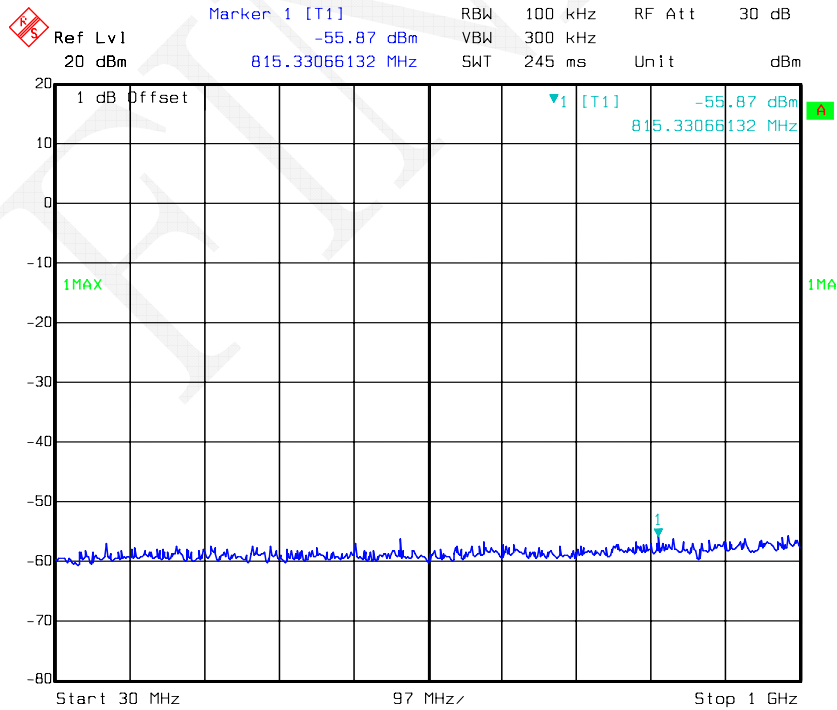
Fundamental



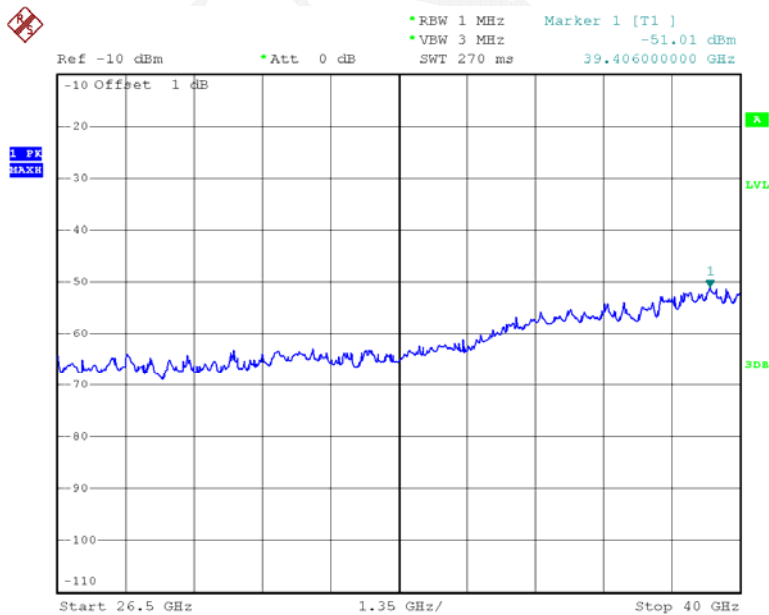
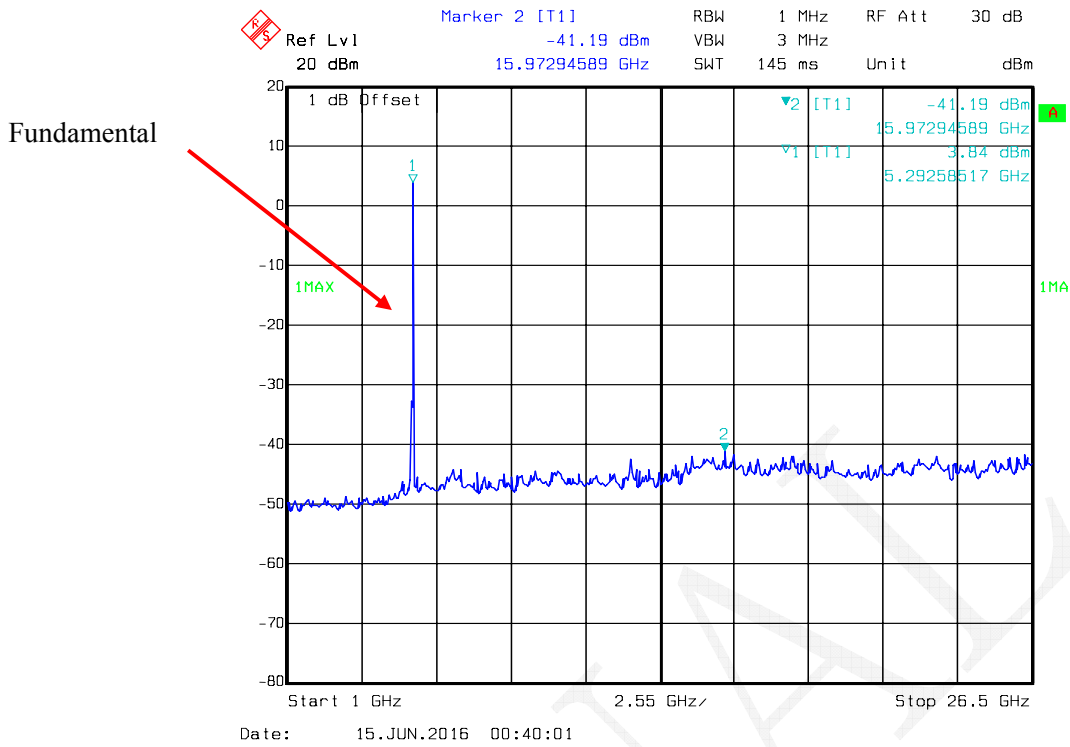


Date: 8.JUL.2016 23:19:59

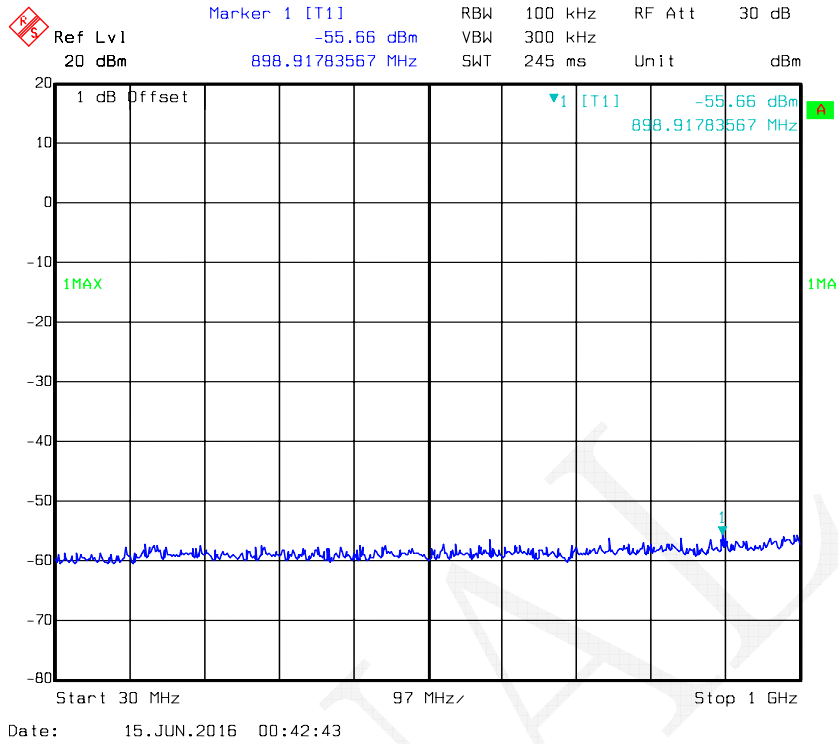
Chain 0:802.11n ht40 High Channel



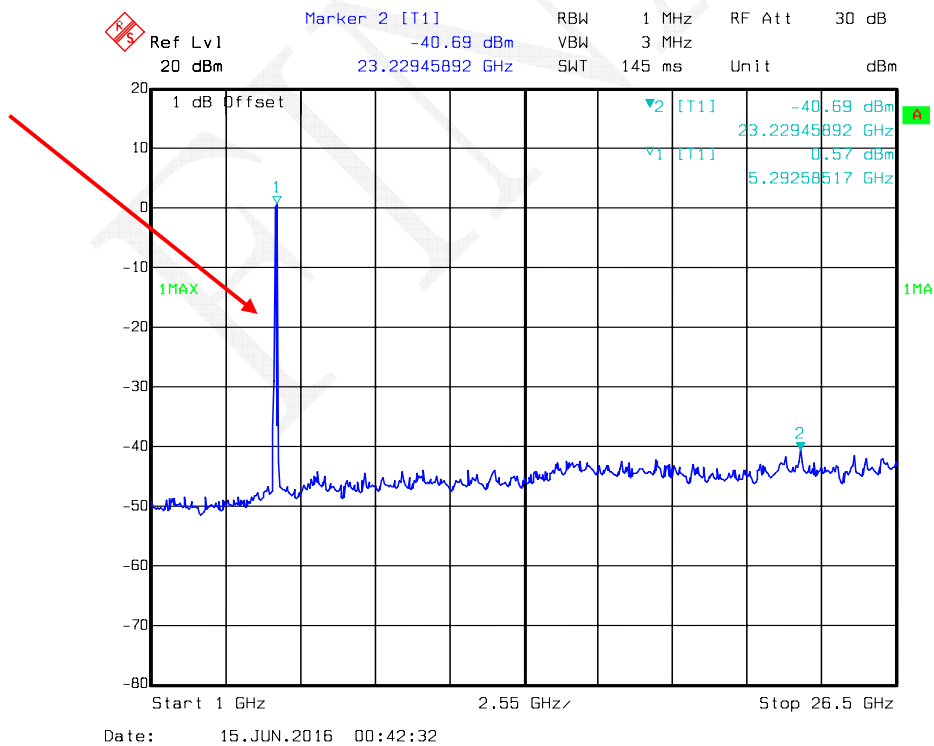
Date: 15.JUN.2016 00:40:11

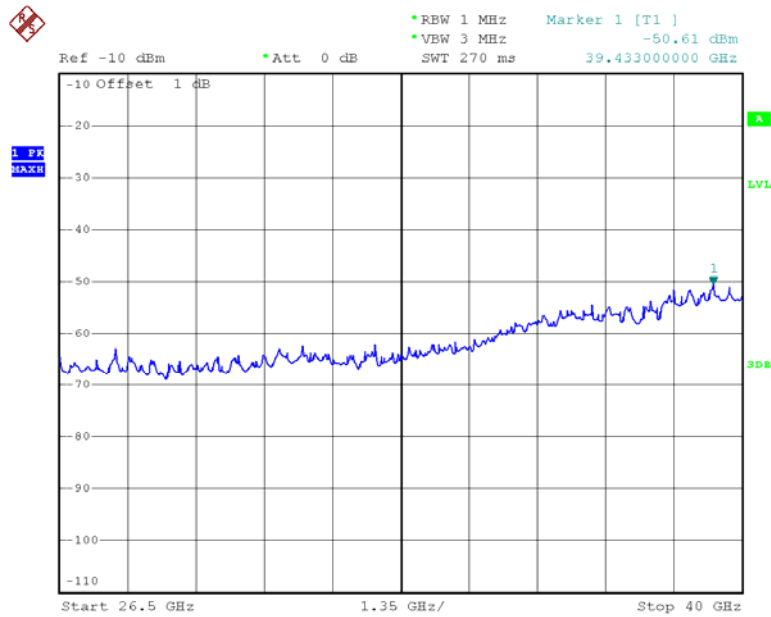


Chain 0:802.11n ac80 Middle Channel



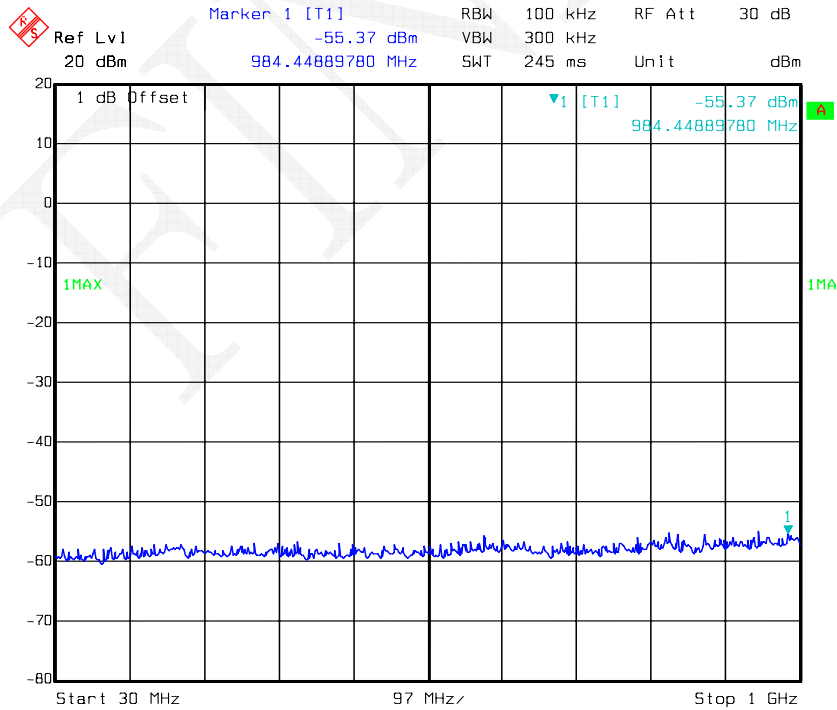
Fundamental





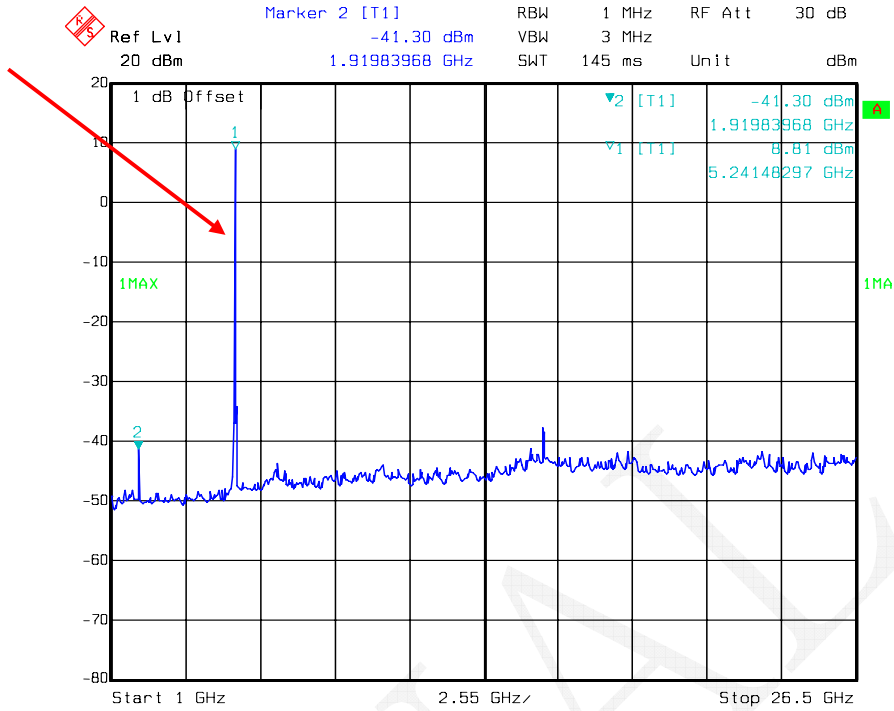
Date: 8.JUL.2016 23:20:12

Chain 1:802.11a Low Channel 30MHz-1GHz

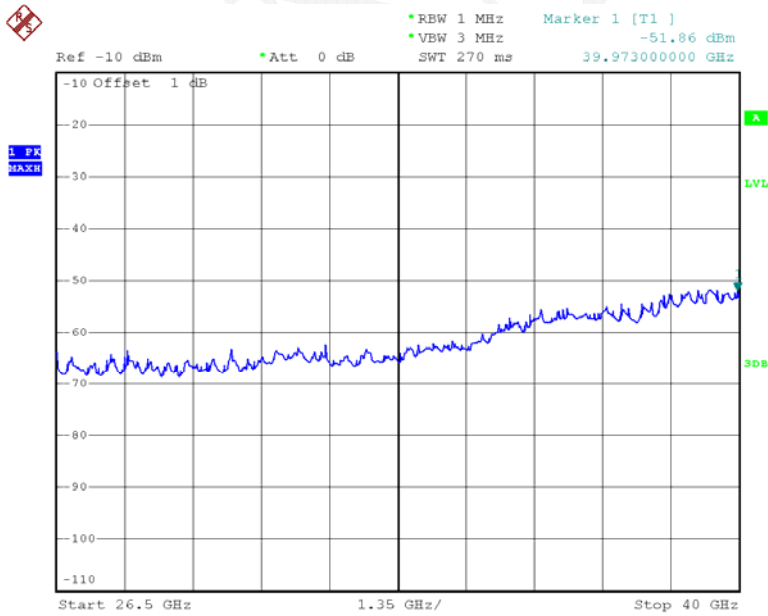


Date: 01.JUL.2016 20:27:36

Fundamental

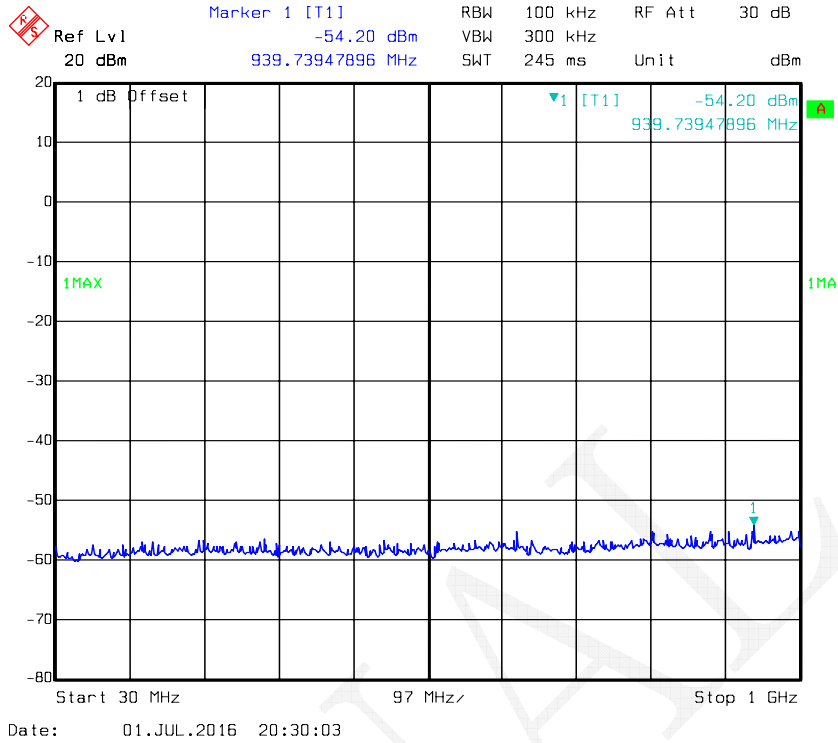


Date: 01.JUL.2016 20:27:24

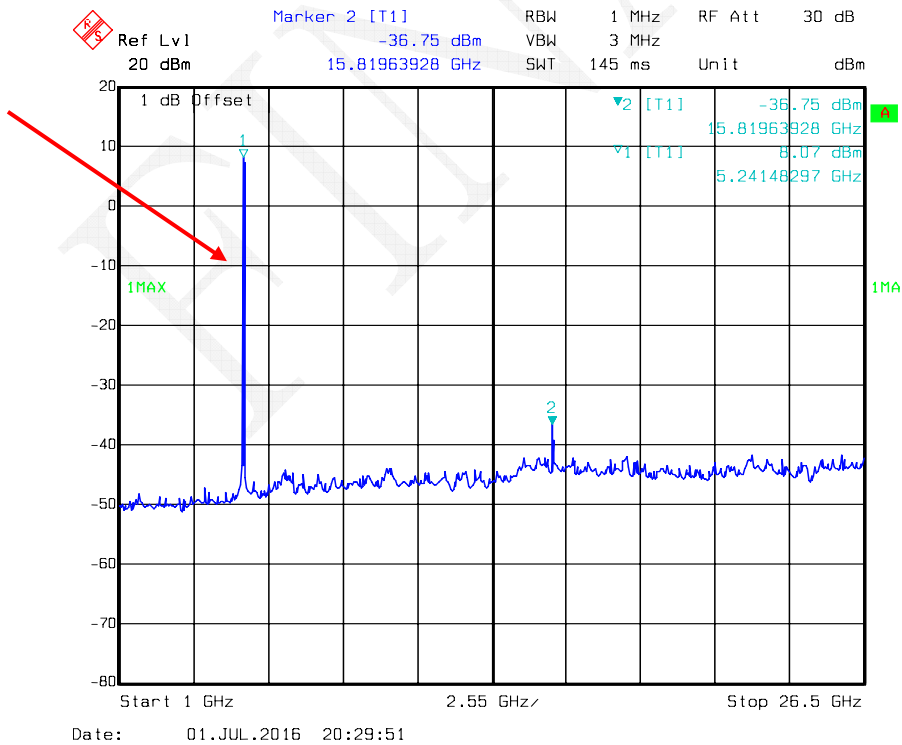


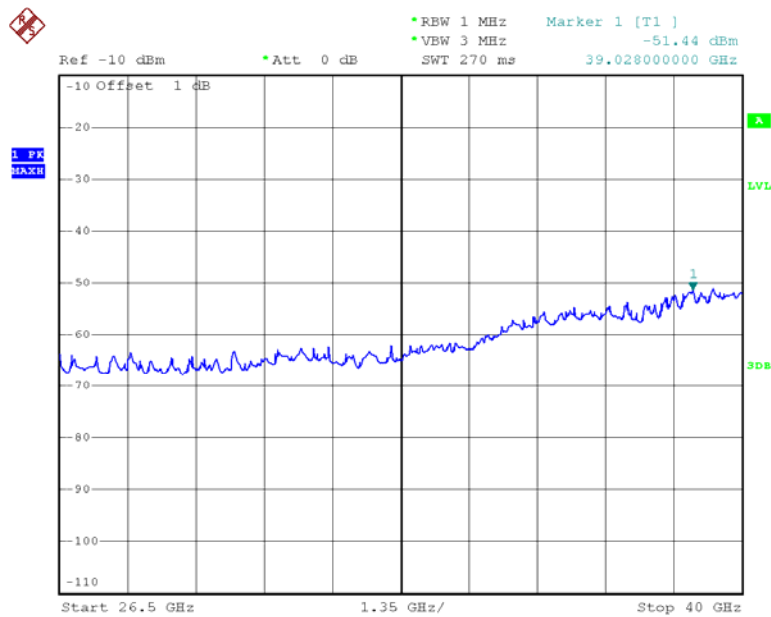
Date: 8.JUL.2016 23:20:18

Chain 1:802.11a Middle Channel



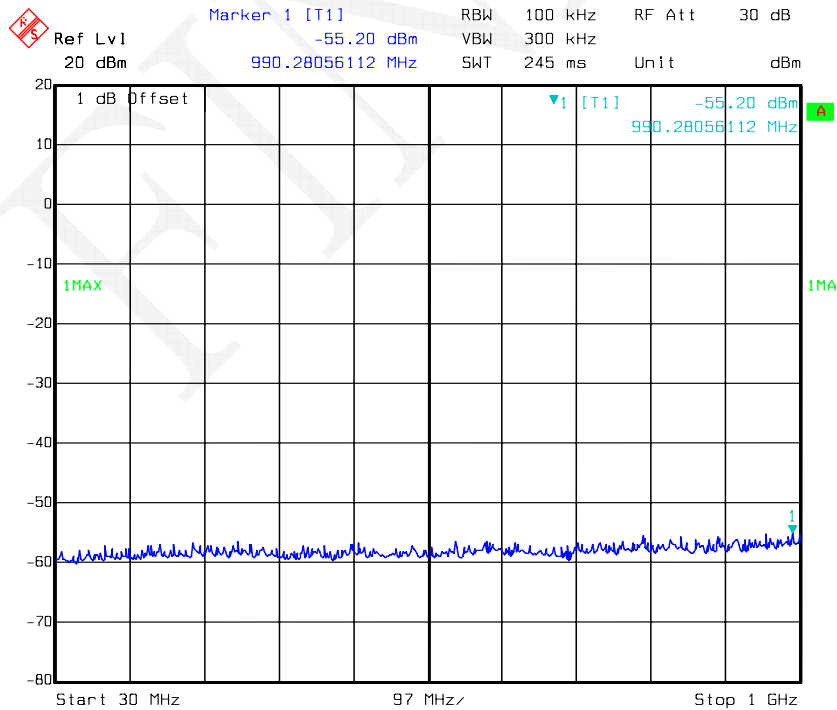
Fundamental





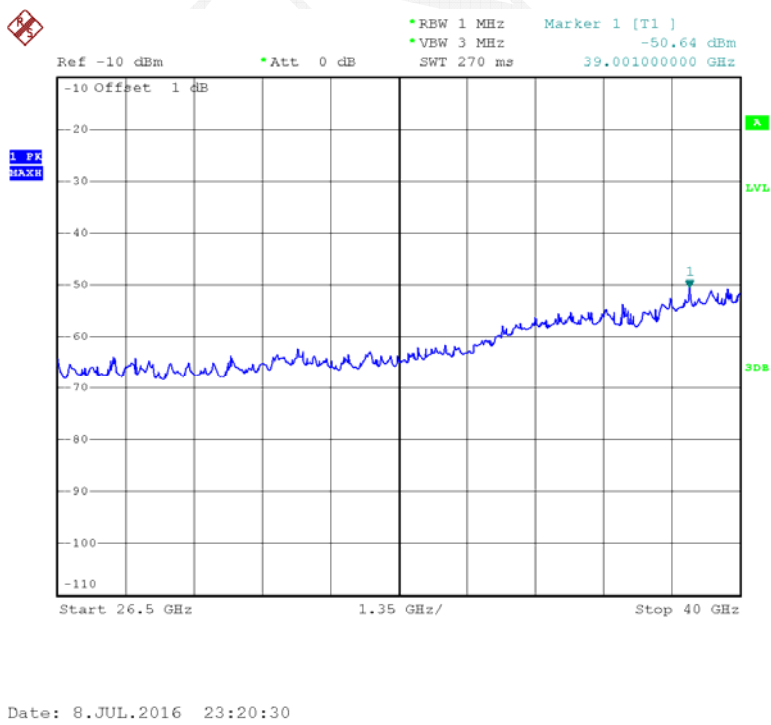
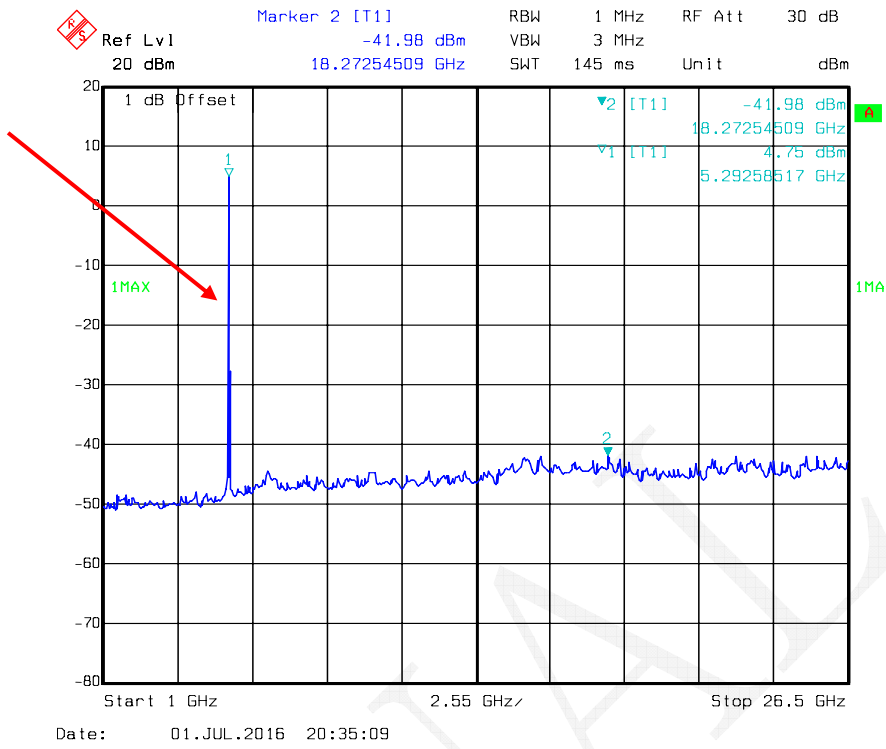
Date: 8.JUL.2016 23:20:24

Chain 1:802.11a High Channel

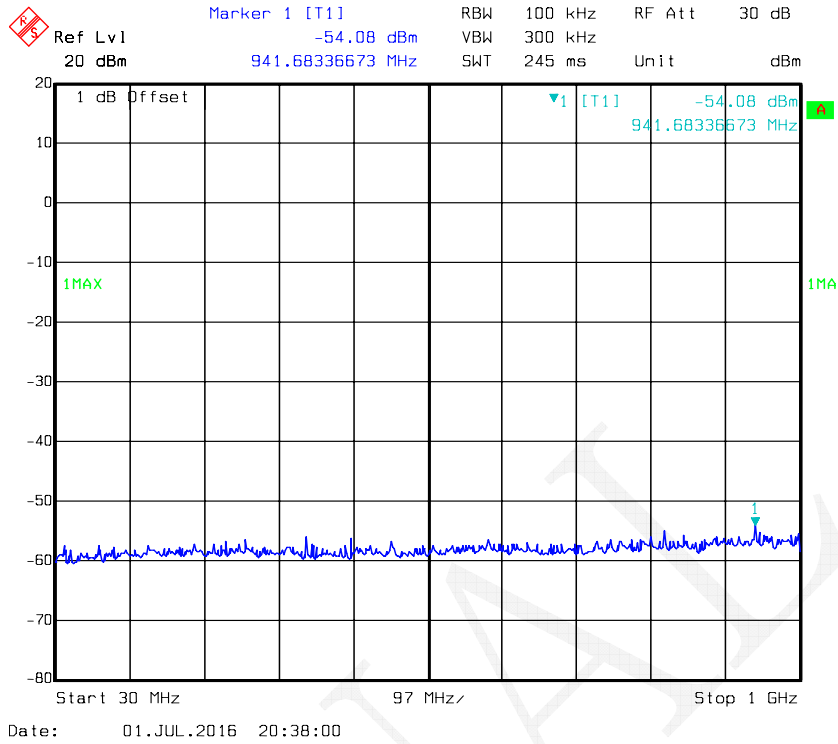


Date: 01.JUL.2016 20:35:20

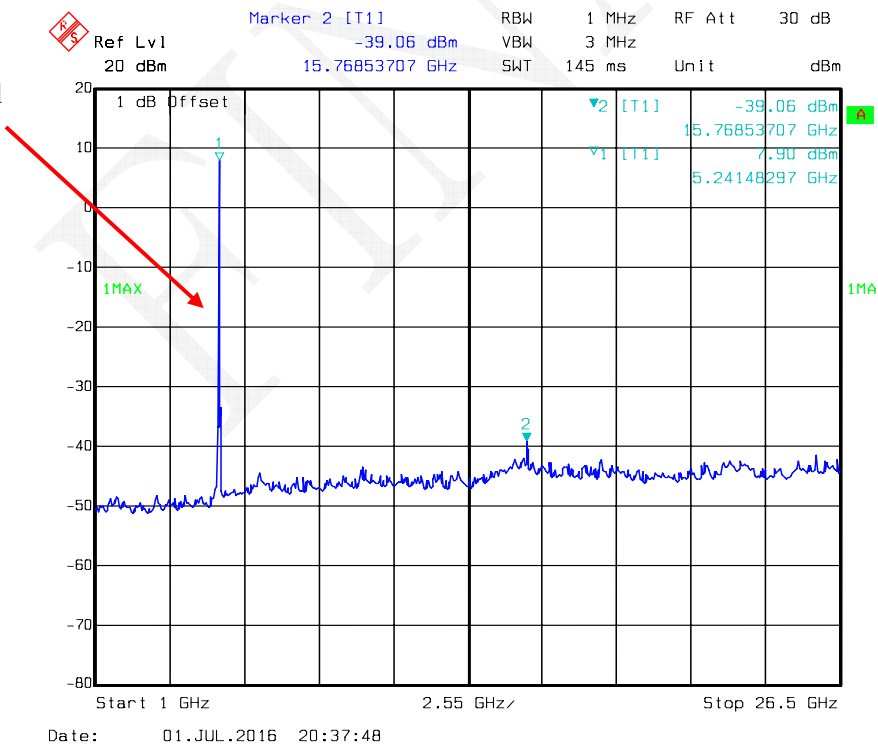
Fundamental

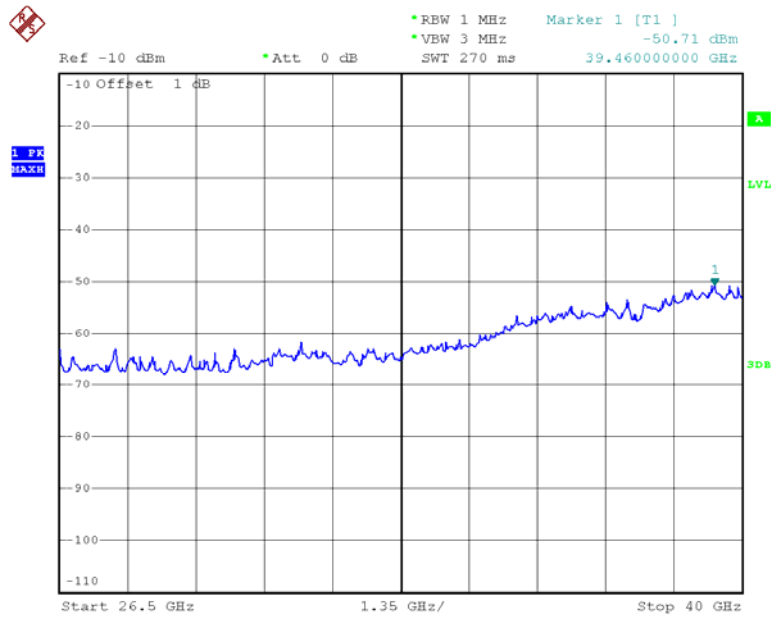


Chain 1:802.11n ht20 Low Channel



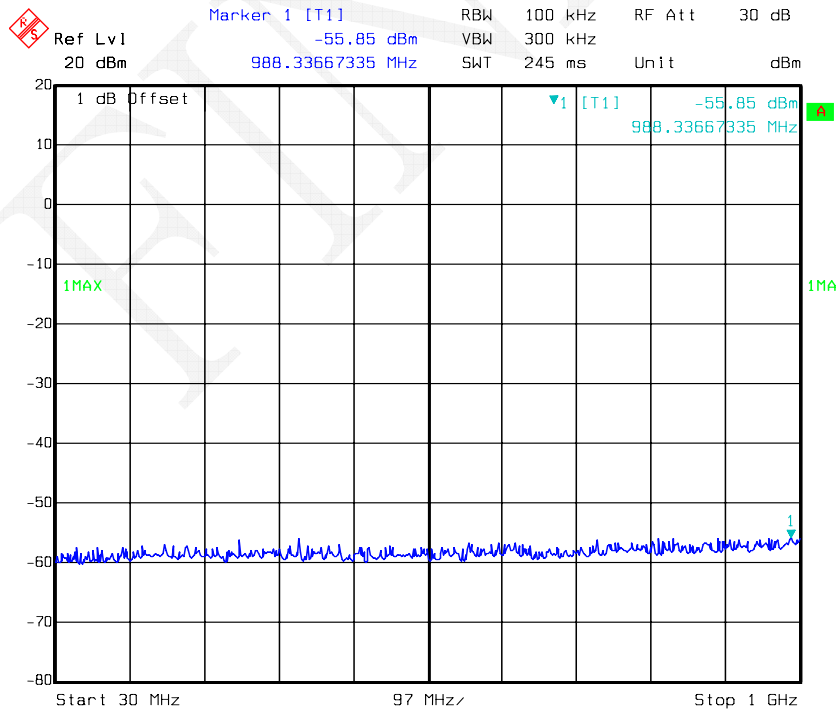
Fundamental



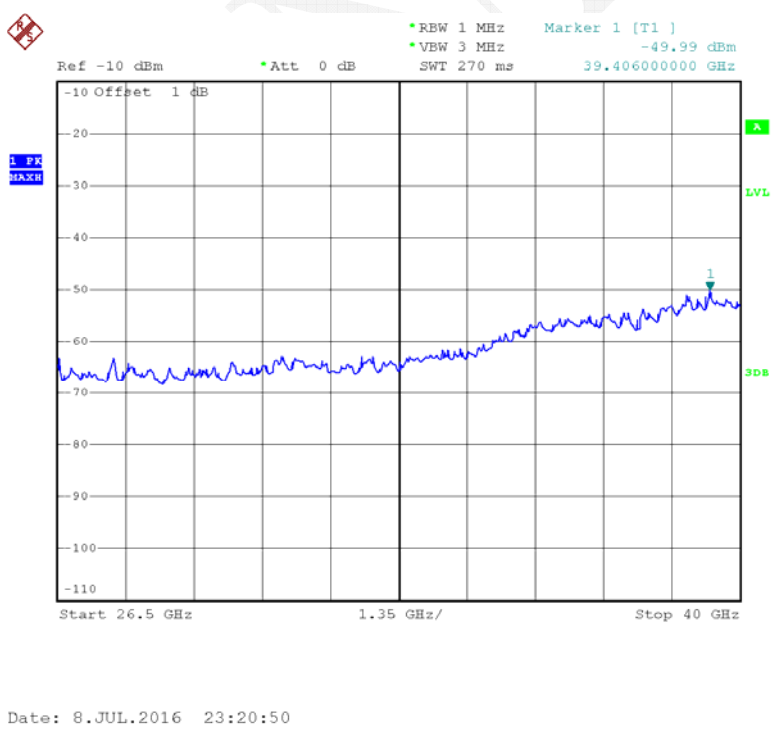
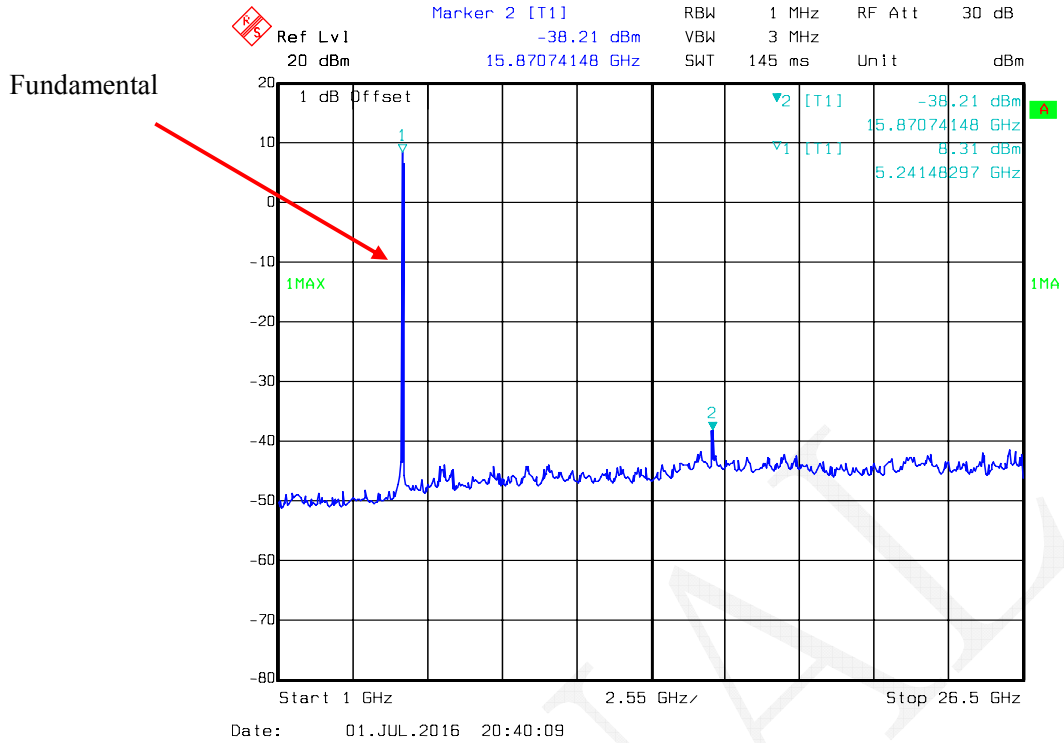


Date: 8.JUL.2016 23:20:41

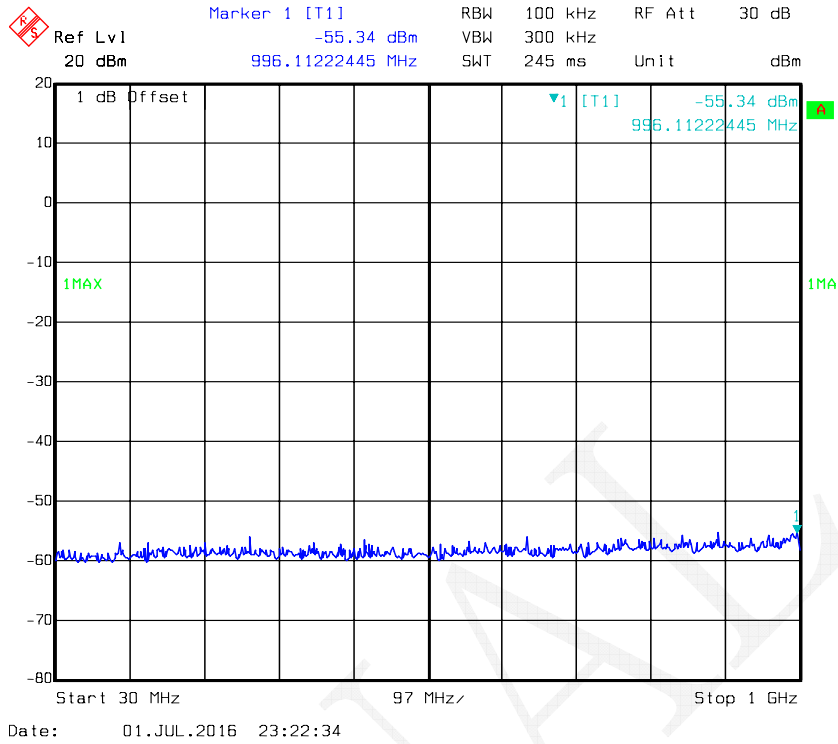
Chain 1:802.11n ht20 Middle Channel



Date: 01.JUL.2016 20:40:19



Chain 1:802.11n ht20 High Channel



Fundamental

