

**7.3 Radiated Emissions (Below 1GHz)**

Test Requirement 47 CFR Part 15, Subpart C 15.209 & Subpart E 15.407(b)  
 Test Method: KDB 789033 D02 II G  
 Measurement Distance: 3m  
 Limit:

Frequency(MHz)	Field strength(microvolts/meter)	Measurement distance(meters)
0.009-0.490	2400/F(kHz)	300
0.490-1.705	24000/F(kHz)	30
1.705-30.0	30	30
30-88	100	3
88-216	150	3
216-960	200	3
960-1000	500	3

**7.3.1 E.U.T. Operation**

Operating Environment:  
 Temperature: 23.6 °C Humidity: 52.5 % RH Atmospheric Pressure: 1015 mbar

**7.3.2 Test Mode Description**

Pre-scan / Final test	Mode Code	Description
Pre-scan	26	TX mode (U-NII-1)_Keep the EUT in continuously transmitting mode with all modulation types. All data rates for each modulation type have been tested and found the data rate @ 6Mbps is the worst case of IEEE 802.11a; data rate @ HT0/HT8 is the worst case of IEEE 802.11n(HT20); data rate @ HT0/HT8 is the worst case of IEEE 802.11n(HT40); data rate @ VHT0 is the worst case of IEEE 802.11ac(HT20); data rate @ VHT0 is the worst case of IEEE 802.11ac(HT40); data rate @ VHT0 is the worst case of IEEE 802.11ac(HT80); data rate @ HE0 is the worst case of IEEE 802.11ax(HT20); data rate @ HE0 is the worst case of IEEE 802.11ax(HT40); data rate @ HE0 is the worst case of IEEE 802.11ax(HT80). Only the data of worst case is recorded in the report.
Final test	27	Charge+TX mode (U-NII-1)_Keep the EUT in charging and continuously transmitting mode with all modulation types. All data rates for each modulation type have been tested and found the data rate @ 6Mbps is the worst case of IEEE 802.11a; data rate @ HT0/HT8 is the worst case of IEEE 802.11n(HT20); data rate @ HT0/HT8 is the worst case of IEEE 802.11n(HT40); data rate @ VHT0 is the worst case of IEEE 802.11ac(HT20); data rate @ VHT0 is the worst case of IEEE 802.11ac(HT40); data rate @ VHT0 is the worst case of IEEE 802.11ac(HT80); data rate @ HE0 is the worst case of IEEE 802.11ax(HT20); data rate @ HE0 is the worst case of IEEE 802.11ax(HT40); data rate @ HE0 is the worst case of IEEE 802.11ax(HT80). Only the data of worst case is recorded in the report.
Pre-scan	28	TX mode (U-NII-2A)_Keep the EUT in continuously transmitting mode with all



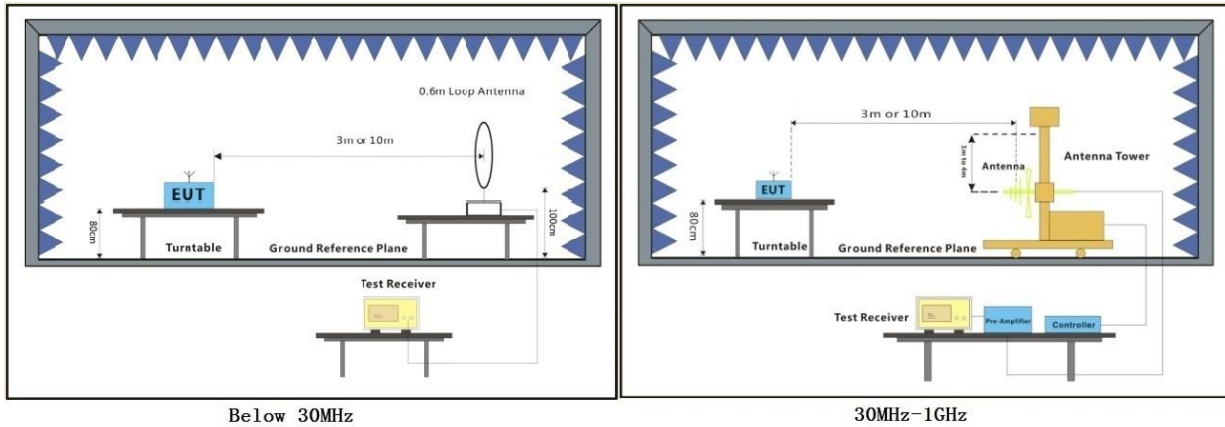
Unless otherwise agreed in writing, this document is issued by the Company subject to its General Conditions of Service printed overleaf, available on request or accessible at <https://www.sgs.com/en/Terms-and-Conditions>. Attention is drawn to the limitation of liability, indemnification and jurisdiction issues defined therein. Any holder of this document is advised that information contained hereon reflects the Company's findings at the time of its intervention only and within the limits of Client's instructions, if any. The Company's sole responsibility is to its Client and this document does not exonerate parties to a transaction from exercising all their rights and obligations under the transaction documents. This document cannot be reproduced except in full, without prior written approval of the Company. Any unauthorized alteration, forgery or falsification of the content or appearance of this document is unlawful and offenders may be prosecuted to the fullest extent of the law. Unless otherwise stated the results shown in this test report refer only to the sample(s) tested and such sample(s) are retained for 30 days only.  
**Attention: To check the authenticity of testing /inspection report & certificate, please contact us at telephone: (86-755) 8307 1443, or email: CN.Doccheck@sgs.com**  
 No.1 Workshop, M-10, Middle Section, Science & Technology Park, Nanshan District, Shenzhen, Guangdong, China 518057 t (86-755) 26012053 f (86-755) 26710594 www.sgs.com.cn  
 中国·广东·深圳市南山区科技园中区M-10栋1号厂房 邮编:518057 t (86-755) 26012053 f (86-755) 26710594 sgs.china@sgs.com

		modulation types. All data rates for each modulation type have been tested and found the data rate @ 6Mbps is the worst case of IEEE 802.11a; data rate @ HT0/HT8 is the worst case of IEEE 802.11n(HT20); data rate @ HT0/HT8 is the worst case of IEEE 802.11n(HT40); data rate @ VHT0 is the worst case of IEEE 802.11ac(HT20); data rate @ VHT0 is the worst case of IEEE 802.11ac(HT40); data rate @ VHT0 is the worst case of IEEE 802.11ac(HT80); data rate @ VHT0 is the worst case of IEEE 802.11ac(HT160); data rate @ HE0 is the worst case of IEEE 802.11ax(HT20); data rate @ HE0 is the worst case of IEEE 802.11ax(HT40); data rate @ HE0 is the worst case of IEEE 802.11ax(HT80); data rate @ HE0 is the worst case of IEEE 802.11ax(HT160). Only the data of worst case is recorded in the report.
Pre-scan	29	Charge+TX mode (U-NII-2A)_Keep the EUT in changing and continuously transmitting mode with all modulation types. All data rates for each modulation type have been tested and found the data rate @ 6Mbps is the worst case of IEEE 802.11a; data rate @ HT0/HT8 is the worst case of IEEE 802.11n(HT20); data rate @ HT0/HT8 is the worst case of IEEE 802.11n(HT40); data rate @ VHT0 is the worst case of IEEE 802.11ac(HT20); data rate @ VHT0 is the worst case of IEEE 802.11ac(HT40); data rate @ VHT0 is the worst case of IEEE 802.11ac(HT80); data rate @ VHT0 is the worst case of IEEE 802.11ac(HT160); data rate @ HE0 is the worst case of IEEE 802.11ax(HT20); data rate @ HE0 is the worst case of IEEE 802.11ax(HT40); data rate @ HE0 is the worst case of IEEE 802.11ax(HT80); data rate @ HE0 is the worst case of IEEE 802.11ax(HT160). Only the data of worst case is recorded in the report.
Pre-scan	30	TX mode (U-NII-2C)_Keep the EUT in continuously transmitting mode with all modulation types. All data rates for each modulation type have been tested and found the data rate @ 6Mbps is the worst case of IEEE 802.11a; data rate @ HT0/HT8 is the worst case of IEEE 802.11n(HT20); data rate @ HT0/HT8 is the worst case of IEEE 802.11n(HT40); data rate @ VHT0 is the worst case of IEEE 802.11ac(HT20); data rate @ VHT0 is the worst case of IEEE 802.11ac(HT40); data rate @ VHT0 is the worst case of IEEE 802.11ac(HT80); data rate @ VHT0 is the worst case of IEEE 802.11ac(HT160); data rate @ HE0 is the worst case of IEEE 802.11ax(HT20); data rate @ HE0 is the worst case of IEEE 802.11ax(HT40); data rate @ HE0 is the worst case of IEEE 802.11ax(HT80); data rate @ HE0 is the worst case of IEEE 802.11ax(HT160). Only the data of worst case is recorded in the report.
Pre-scan	31	Charge+TX mode (U-NII-2C)_Keep the EUT in changing and continuously transmitting mode with all modulation types. All data rates for each modulation type have been tested and found the data rate @ 6Mbps is the worst case of IEEE 802.11a; data rate @ HT0/HT8 is the worst case of IEEE 802.11n(HT20); data rate @ HT0/HT8 is the worst case of IEEE 802.11n(HT40); data rate @ VHT0 is the worst case of IEEE 802.11ac(HT20); data rate @ VHT0 is the worst case of IEEE 802.11ac(HT40); data rate @ VHT0 is the worst case of IEEE 802.11ac(HT80); data rate @ VHT0 is the worst case of IEEE 802.11ac(HT160); data rate @ HE0 is the worst case of IEEE 802.11ax(HT20); data rate @ HE0 is the worst case of IEEE 802.11ax(HT40); data rate @ HE0 is the worst case of IEEE 802.11ax(HT80); data rate @ HE0 is the worst case of IEEE 802.11ax(HT160). Only the data of worst case is recorded in the report.
Pre-scan	32	TX mode (U-NII-3)_Keep the EUT in continuously transmitting mode with all modulation types. All data rates for each modulation type have been tested and found the data rate @ 6Mbps is the worst case of IEEE 802.11a; data rate @ HT0/HT8 is the worst case of IEEE 802.11n(HT20); data rate @ HT0/HT8 is the



		worst case of IEEE 802.11n(HT40); data rate @ VHT0 is the worst case of IEEE 802.11ac(HT20); data rate @ VHT0 is the worst case of IEEE 802.11ac(HT40); data rate @ VHT0 is the worst case of IEEE 802.11ac(HT80); data rate @ HE0 is the worst case of IEEE 802.11ax(HT20); data rate @ HE0 is the worst case of IEEE 802.11ax(HT40); data rate @ HE0 is the worst case of IEEE 802.11ax(HT80). Only the data of worst case is recorded in the report.
Pre-scan	33	Charge+TX mode (U-NII-3)_Keep the EUT in charging and continuously transmitting mode with all modulation types. All data rates for each modulation type have been tested and found the data rate @ 6Mbps is the worst case of IEEE 802.11a; data rate @ HT0/HT8 is the worst case of IEEE 802.11n(HT20); data rate @ HT0/HT8 is the worst case of IEEE 802.11n(HT40); data rate @ VHT0 is the worst case of IEEE 802.11ac(HT20); data rate @ VHT0 is the worst case of IEEE 802.11ac(HT40); data rate @ VHT0 is the worst case of IEEE 802.11ac(HT80); data rate @ HE0 is the worst case of IEEE 802.11ax(HT20); data rate @ HE0 is the worst case of IEEE 802.11ax(HT40); data rate @ HE0 is the worst case of IEEE 802.11ax(HT80). Only the data of worst case is recorded in the report.

### 7.3.3 Test Setup Diagram



Unless otherwise agreed in writing, this document is issued by the Company subject to its General Conditions of Service printed overleaf, available on request or accessible at <https://www.sgs.com/en/Terms-and-Conditions>. Attention is drawn to the limitation of liability, indemnification and jurisdiction issues defined therein. Any holder of this document is advised that information contained hereon reflects the Company's findings at the time of its intervention only and within the limits of Client's instructions, if any. The Company's sole responsibility is to its Client and this document does not exonerate parties to a transaction from exercising all their rights and obligations under the transaction documents. This document cannot be reproduced except in full, without prior written approval of the Company. Any unauthorized alteration, forgery or falsification of the content or appearance of this document is unlawful and offenders may be prosecuted to the fullest extent of the law. Unless otherwise stated the results shown in this test report refer only to the sample(s) tested and such sample(s) are retained for 30 days only.

Attention: To check the authenticity of testing /inspection report & certificate, please contact us at telephone: (86-755) 8307 1443, or email: [CN.Doccheck@sgs.com](mailto:CN.Doccheck@sgs.com)

### 7.3.4 Measurement Procedure and Data

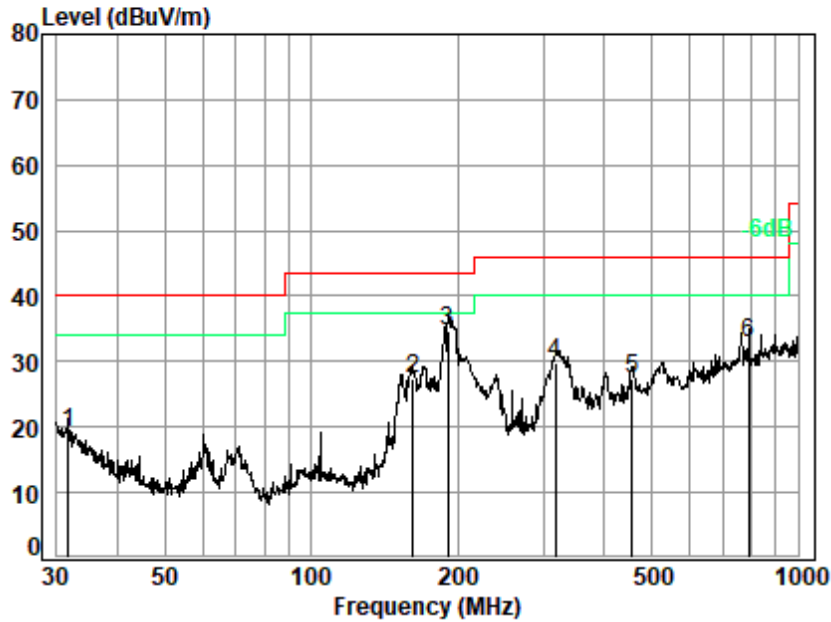
- a. For below 1GHz, the EUT was placed on the top of a rotating table 0.8 meters above the ground at a 3 meter semi-anechoic chamber. The table was rotated 360 degrees to determine the position of the highest radiation.
- b. The EUT was set 3 or 10 meters away from the interference-receiving antenna, which was mounted on the top of a variable-height antenna tower.
- c. The antenna height is varied from one meter to four meters above the ground to determine the maximum value of the field strength. Both horizontal and vertical polarizations of the antenna are set to make the measurement.
- d. For each suspected emission, the EUT was arranged to its worst case and then the antenna was tuned to heights from 1 meter to 4 meters (for the test frequency of below 30MHz, the antenna was tuned to heights 1 meter) and the rotatable table was turned from 0 degrees to 360 degrees to find the maximum reading.
- e. The test-receiver system was set to Peak Detect Function and Specified Bandwidth with Maximum Hold Mode.
- f. If the emission level of the EUT in peak mode was 10dB lower than the limit specified, then testing could be stopped and the peak values of the EUT would be reported. Otherwise the emissions that did not have 10dB margin would be re-tested one by one using quasi-peak method as specified and then reported in a data sheet.
- g. Test the EUT in the lowest channel, the middle channel, the Highest channel.
- h. The radiation measurements are performed in X, Y, Z axis positioning for Transmitting mode, and found the X axis positioning which it is the worst case.
- i. Repeat above procedures until all frequencies measured was complete.

Remark:

1. Level= Read Level+ Cable Loss+ Antenna Factor- Preamp Factor
2. For emission below 1GHz, through the pre-scan found the worst case is the lowest channel of 802.11a. Only the worst case is recorded in the report.
3. Scan from 9kHz to 30MHz, the disturbance below 30MHz was very low. The points marked on above plots are the highest emissions could be found when testing, so only above points had been displayed. The amplitude of spurious emissions from the radiator which are attenuated more than 20dB below the limit need not be reported.
4. The disturbance below 1GHz was very low and the harmonics were the highest point could be found when testing, so only the above harmonics had been displayed.



Test Mode: 27; Polarity: Horizontal

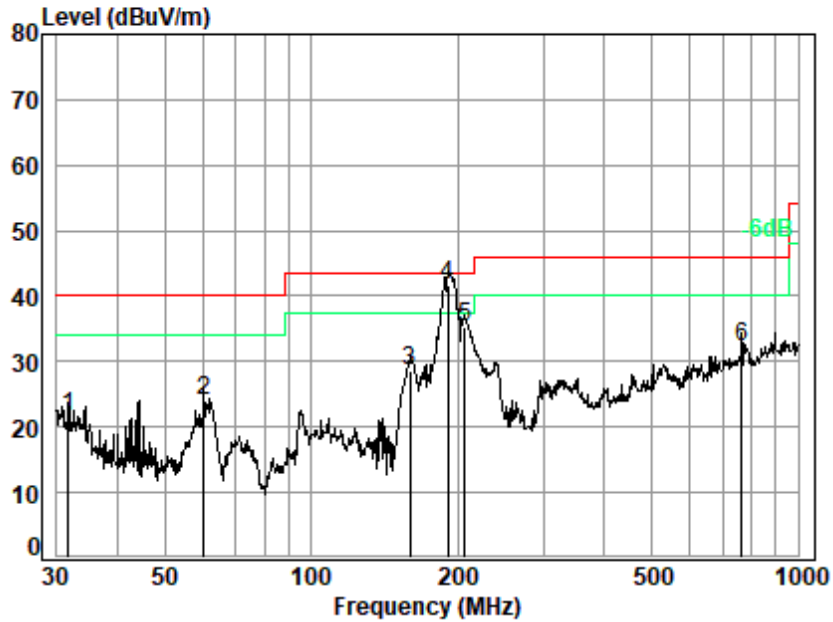


Site : chamber  
 Condition: 3m HORIZONTAL  
 Job No. : 01105AT/01106AT  
 Test Mode: 27

	Ant	Cable	Preamp	Read	Limit	Over		
Freq	Factor	Loss	Factor	Level	Level	Line	Limit	Remark
MHz	dB/m	dB	dB	dBuV	dBuV/m	dBuV/m	dB	
1	31.73	20.38	0.64	27.23	25.45	19.24	40.00	-20.76 QP
2	162.04	13.73	1.48	26.75	38.88	27.34	43.50	-16.16 QP
3 q	191.07	14.66	1.64	26.64	45.10	34.76	43.50	-8.74 QP
4	317.70	18.81	2.18	26.25	35.04	29.78	46.00	-16.22 QP
5	455.91	22.02	2.66	26.67	29.34	27.35	46.00	-18.65 QP
6	793.40	26.97	3.64	26.33	28.60	32.88	46.00	-13.12 QP



Test Mode: 27; Polarity: Vertical



Site : chamber  
 Condition: 3m VERTICAL  
 Job No. : 01105AT/01106AT  
 Test Mode: 27

	Ant	Cable	Preamp	Read	Limit	Over		
Freq	Factor	Loss	Factor	Level	Level	Line	Limit	Remark
MHz	dB/m	dB	dB	dBuV	dBuV/m	dBuV/m	dB	
1	31.73	20.38	0.64	27.23	27.87	21.66	40.00	-18.34 QP
2	60.28	11.20	0.85	27.13	39.04	23.96	40.00	-16.04 QP
3	159.23	13.73	1.47	26.76	40.24	28.68	43.50	-14.82 QP
4 q	191.07	14.66	1.64	26.64	51.99	41.65	43.50	-1.85 QP
5	206.40	15.13	1.72	26.57	44.88	35.16	43.50	-8.34 QP
6	766.06	26.65	3.58	26.44	28.45	32.24	46.00	-13.76 QP



**7.4 Radiated Emissions (Above 1GHz)**

Test Requirement 47 CFR Part 15, Subpart C 15.209 & Subpart E 15.407(b)

Test Method: KDB 789033 D02 II G

Limit:

Frequency(MHz)	Field strength(microvolts/meter)	Measurement distance(meters)
Above 1GHz	500	3
<p>*(1) For transmitters operating in the 5.15-5.25 GHz band: All emissions outside of the 5.15-5.35 GHz band shall not exceed an e.i.r.p. of -27 dBm/MHz.</p> <p>(2) For transmitters operating in the 5.25-5.35 GHz band: All emissions outside of the 5.15-5.35 GHz band shall not exceed an e.i.r.p. of -27 dBm/MHz.</p> <p>(3) For transmitters operating in the 5.47-5.725 GHz band: All emissions outside of the 5.47-5.725 GHz band shall not exceed an e.i.r.p. of -27 dBm/MHz.</p> <p>(4) For transmitters operating in the 5.725-5.85 GHz band:</p> <p>(i) All emissions shall be limited to a level of -27 dBm/MHz at 75 MHz or more above or below the band edge increasing linearly to 10 dBm/MHz at 25 MHz above or below the band edge, and from 25 MHz above or below the band edge increasing linearly to a level of 15.6 dBm/MHz at 5 MHz above or below the band edge, and from 5 MHz above or below the band edge increasing linearly to a level of 27 dBm/MHz at the band edge.</p> <p>Remark: The emission limits shown in the above table are based on measurements employing a CISPR quasi-peak detector except for the frequency bands 9-90kHz, 110-490kHz and above 1000 MHz. Radiated emission limits in these three bands are based on measurements employing an average detector, the peak field strength of any emission shall not exceed the maximum permitted average limits specified above by more than 20 dB under any condition of modulation.</p>		

**7.4.1 E.U.T. Operation**

Operating Environment:

Temperature: 23.6 °C Humidity: 52.5 % RH Atmospheric Pressure: 1015 mbar

**7.4.2 Test Mode Description**

Pre-scan / Final test	Mode Code	Description
Pre-scan	26	TX mode (U-NII-1)_Keep the EUT in continuously transmitting mode with all modulation types. All data rates for each modulation type have been tested and found the data rate @ 6Mbps is the worst case of IEEE 802.11a; data rate @ HT0/HT8 is the worst case of IEEE 802.11n(HT20); data rate @ HT0/HT8 is the worst case of IEEE 802.11n(HT40); data rate @ VHT0 is the worst case of IEEE 802.11ac(HT20); data rate @ VHT0 is the worst case of IEEE 802.11ac(HT40); data rate @ VHT0 is the worst case of IEEE 802.11ac(HT80); data rate @ HE0 is the worst case of IEEE 802.11ax(HT20); data rate @ HE0 is the worst case of IEEE 802.11ax(HT40); data rate @ HE0 is the worst case of IEEE 802.11ax(HT80). Only



Unless otherwise agreed in writing, this document is issued by the Company subject to its General Conditions of Service printed overleaf, available on request or accessible at <https://www.sgs.com/en/Terms-and-Conditions>. Attention is drawn to the limitation of liability, indemnification and jurisdiction issues defined therein. Any holder of this document is advised that information contained hereon reflects the Company's findings at the time of its intervention only and within the limits of Client's instructions, if any. The Company's sole responsibility is to its Client and this document does not exonerate parties to a transaction from exercising all their rights and obligations under the transaction documents. This document cannot be reproduced except in full, without prior written approval of the Company. Any unauthorized alteration, forgery or falsification of the content or appearance of this document is unlawful and offenders may be prosecuted to the fullest extent of the law. Unless otherwise stated the results shown in this test report refer only to the sample(s) tested and such sample(s) are retained for 30 days only.

Attention: To check the authenticity of testing /inspection report & certificate, please contact us at telephone: (86-755) 8307 1443, or email: [CN.Doccheck@sgs.com](mailto:CN.Doccheck@sgs.com)

No.1 Workshop, M-10, Middle Section, Science & Technology Park, Nanshan District, Shenzhen, Guangdong, China 518057 t (86-755) 26012053 f (86-755) 26710594 www.sgs.com.cn  
 中国·广东·深圳市南山区科技园中区M-10栋1号厂房 邮编: 518057 t (86-755) 26012053 f (86-755) 26710594 sgs.china@sgs.com

		the data of worst case is recorded in the report.
Final test	27	Charge+TX mode (U-NII-1)_Keep the EUT in charging and continuously transmitting mode with all modulation types. All data rates for each modulation type have been tested and found the data rate @ 6Mbps is the worst case of IEEE 802.11a; data rate @ HT0/HT8 is the worst case of IEEE 802.11n(HT20); data rate @ HT0/HT8 is the worst case of IEEE 802.11n(HT40); data rate @ VHT0 is the worst case of IEEE 802.11ac(HT20); data rate @ VHT0 is the worst case of IEEE 802.11ac(HT40); data rate @ VHT0 is the worst case of IEEE 802.11ac(HT80); data rate @ HE0 is the worst case of IEEE 802.11ax(HT20); data rate @ HE0 is the worst case of IEEE 802.11ax(HT40); data rate @ HE0 is the worst case of IEEE 802.11ax(HT80). Only the data of worst case is recorded in the report.
Pre-scan	28	TX mode (U-NII-2A)_Keep the EUT in continuously transmitting mode with all modulation types. All data rates for each modulation type have been tested and found the data rate @ 6Mbps is the worst case of IEEE 802.11a; data rate @ HT0/HT8 is the worst case of IEEE 802.11n(HT20); data rate @ HT0/HT8 is the worst case of IEEE 802.11n(HT40); data rate @ VHT0 is the worst case of IEEE 802.11ac(HT20); data rate @ VHT0 is the worst case of IEEE 802.11ac(HT40); data rate @ VHT0 is the worst case of IEEE 802.11ac(HT80); data rate @ VHT0 is the worst case of IEEE 802.11ac(HT160); data rate @ HE0 is the worst case of IEEE 802.11ax(HT20); data rate @ HE0 is the worst case of IEEE 802.11ax(HT40); data rate @ HE0 is the worst case of IEEE 802.11ax(HT80); data rate @ HE0 is the worst case of IEEE 802.11ax(HT160). Only the data of worst case is recorded in the report.
Final test	29	Charge+TX mode (U-NII-2A)_Keep the EUT in charging and continuously transmitting mode with all modulation types. All data rates for each modulation type have been tested and found the data rate @ 6Mbps is the worst case of IEEE 802.11a; data rate @ HT0/HT8 is the worst case of IEEE 802.11n(HT20); data rate @ HT0/HT8 is the worst case of IEEE 802.11n(HT40); data rate @ VHT0 is the worst case of IEEE 802.11ac(HT20); data rate @ VHT0 is the worst case of IEEE 802.11ac(HT40); data rate @ VHT0 is the worst case of IEEE 802.11ac(HT80); data rate @ VHT0 is the worst case of IEEE 802.11ac(HT160); data rate @ HE0 is the worst case of IEEE 802.11ax(HT20); data rate @ HE0 is the worst case of IEEE 802.11ax(HT40); data rate @ HE0 is the worst case of IEEE 802.11ax(HT80); data rate @ HE0 is the worst case of IEEE 802.11ax(HT160). Only the data of worst case is recorded in the report.
Pre-scan	30	TX mode (U-NII-2C)_Keep the EUT in continuously transmitting mode with all modulation types. All data rates for each modulation type have been tested and found the data rate @ 6Mbps is the worst case of IEEE 802.11a; data rate @ HT0/HT8 is the worst case of IEEE 802.11n(HT20); data rate @ HT0/HT8 is the worst case of IEEE 802.11n(HT40); data rate @ VHT0 is the worst case of IEEE 802.11ac(HT20); data rate @ VHT0 is the worst case of IEEE 802.11ac(HT40); data rate @ VHT0 is the worst case of IEEE 802.11ac(HT80); data rate @ VHT0 is the worst case of IEEE 802.11ac(HT160); data rate @ HE0 is the worst case of IEEE 802.11ax(HT20); data rate @ HE0 is the worst case of IEEE 802.11ax(HT40); data rate @ HE0 is the worst case of IEEE 802.11ax(HT80); data rate @ HE0 is the worst case of IEEE 802.11ax(HT160). Only the data of worst case is recorded in the report.
Final test	31	Charge+TX mode (U-NII-2C)_Keep the EUT in charging and continuously transmitting mode with all modulation types. All data rates for each modulation type have been tested and found the data rate @ 6Mbps is the worst case of IEEE 802.11a; data rate @ HT0/HT8 is the worst case of IEEE 802.11n(HT20); data rate

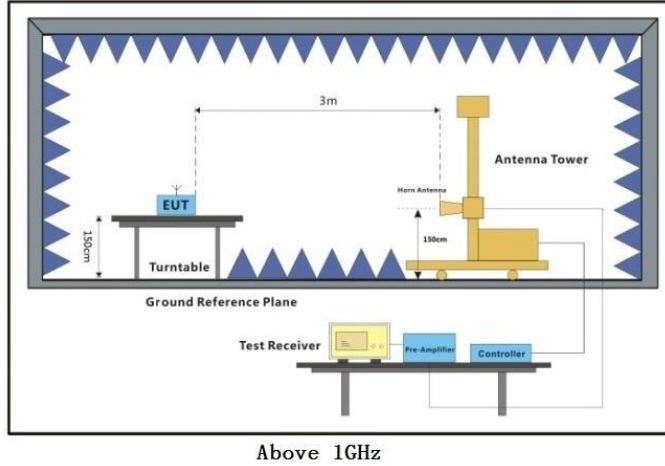




		@ HT0/HT8 is the worst case of IEEE 802.11n(HT40); data rate @ VHT0 is the worst case of IEEE 802.11ac(HT20); data rate @ VHT0 is the worst case of IEEE 802.11ac(HT40); data rate @ VHT0 is the worst case of IEEE 802.11ac(HT80); data rate @ VHT0 is the worst case of IEEE 802.11ac(HT160); data rate @ HE0 is the worst case of IEEE 802.11ax(HT20); data rate @ HE0 is the worst case of IEEE 802.11ax(HT40); data rate @ HE0 is the worst case of IEEE 802.11ax(HT80); data rate @ HE0 is the worst case of IEEE 802.11ax(HT160). Only the data of worst case is recorded in the report.
Pre-scan	32	TX mode (U-NII-3)_Keep the EUT in continuously transmitting mode with all modulation types. All data rates for each modulation type have been tested and found the data rate @ 6Mbps is the worst case of IEEE 802.11a; data rate @ HT0/HT8 is the worst case of IEEE 802.11n(HT20); data rate @ HT0/HT8 is the worst case of IEEE 802.11n(HT40); data rate @ VHT0 is the worst case of IEEE 802.11ac(HT20); data rate @ VHT0 is the worst case of IEEE 802.11ac(HT40); data rate @ VHT0 is the worst case of IEEE 802.11ac(HT80); data rate @ HE0 is the worst case of IEEE 802.11ax(HT20); data rate @ HE0 is the worst case of IEEE 802.11ax(HT40); data rate @ HE0 is the worst case of IEEE 802.11ax(HT80). Only the data of worst case is recorded in the report.
Final test	33	Charge+TX mode (U-NII-3)_Keep the EUT in charging and continuously transmitting mode with all modulation types. All data rates for each modulation type have been tested and found the data rate @ 6Mbps is the worst case of IEEE 802.11a; data rate @ HT0/HT8 is the worst case of IEEE 802.11n(HT20); data rate @ HT0/HT8 is the worst case of IEEE 802.11n(HT40); data rate @ VHT0 is the worst case of IEEE 802.11ac(HT20); data rate @ VHT0 is the worst case of IEEE 802.11ac(HT40); data rate @ VHT0 is the worst case of IEEE 802.11ac(HT80); data rate @ HE0 is the worst case of IEEE 802.11ax(HT20); data rate @ HE0 is the worst case of IEEE 802.11ax(HT40); data rate @ HE0 is the worst case of IEEE 802.11ax(HT80). Only the data of worst case is recorded in the report.



### 7.4.3 Test Setup Diagram



**7.4.4 Measurement Procedure and Data**

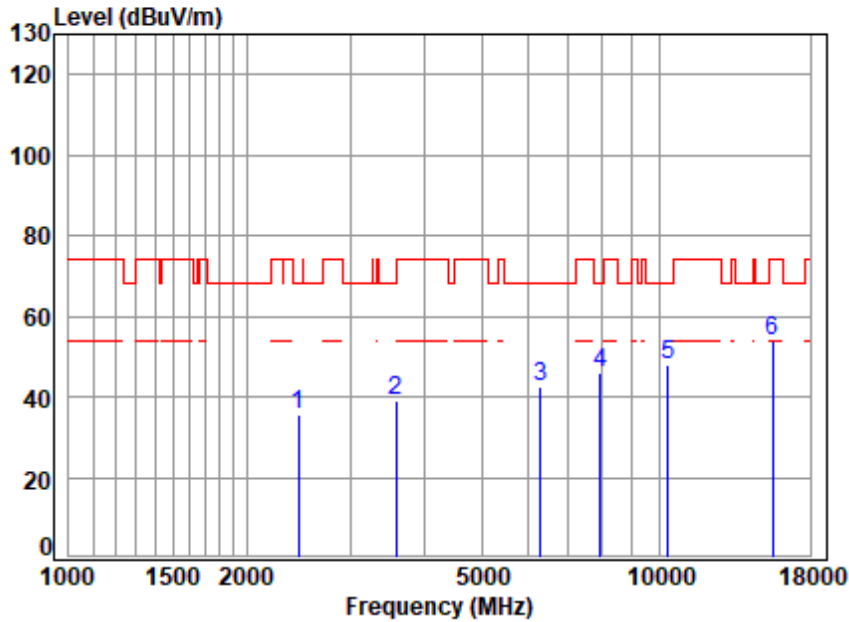
- a. For above 1GHz, the EUT was placed on the top of a rotating table 1.5 meters above the ground at a 3 meter fully-anechoic chamber. The table was rotated 360 degrees to determine the position of the highest radiation.
- b. The EUT was set 3 meters away from the interference-receiving antenna, which was mounted on the top of a variable-height antenna tower.
- c. The antenna height is varied from one meter to four meters above the ground to determine the maximum value of the field strength. Both horizontal and vertical polarizations of the antenna are set to make the measurement.
- d. For each suspected emission, the EUT was arranged to its worst case and then the antenna was tuned to heights from 1 meter to 4 meters (for the test frequency of below 30MHz, the antenna was tuned to heights 1 meter) and the rotatable table was turned from 0 degrees to 360 degrees to find the maximum reading.
- e. The test-receiver system was set to Peak Detect Function and Specified Bandwidth with Maximum Hold Mode.
- f. If the emission level of the EUT in peak mode was 10dB lower than the limit specified, then testing could be stopped and the peak values of the EUT would be reported. Otherwise the emissions that did not have 10dB margin would be re-tested one by one using peak or average method as specified and then reported in a data sheet.
- g. Test the EUT in the lowest channel, the middle channel, the Highest channel.
- h. The radiation measurements are performed in X, Y, Z axis positioning for Transmitting mode, and found the X axis positioning which it is the worst case.
- i. Repeat above procedures until all frequencies measured was complete.

Remark:

- 1. Level= Read Level+ Cable Loss+ Antenna Factor- Preamp Factor
- 2. Scan from 18GHz to 40GHz, the disturbance above 18GHz was very low. The points marked on above plots are the highest emissions could be found when testing, so only above points had been displayed. The amplitude of spurious emissions from the radiator which are attenuated more than 20dB below the limit need not be reported.
- 3. As shown in this section, for frequencies above 1GHz, the field strength limits are based on average limits. However, the peak field strength of any emission shall not exceed the maximum permitted average limits specified above by more than 20 dB under any condition of modulation. For the emissions whose peak level is lower than the average limit, only the peak measurement is shown in the report.
- 4. The disturbance above 18GHz were very low and the harmonics were the highest point could be found when testing, so only the above harmonics had been displayed.
- 5. For devices with multiple operating modes, measurements on the middle channel is used to determine the worst-case mode(s). Only the worst case mode with the highest output power and the mode with the highest output power spectral density for each modulation family (e.g., OFDM and direct sequence spread spectrum) is recorded in the test report.



Test Mode: 27; Polarity: Horizontal; Modulation:802.11a; Bandwidth:20MHz; Channel:Low

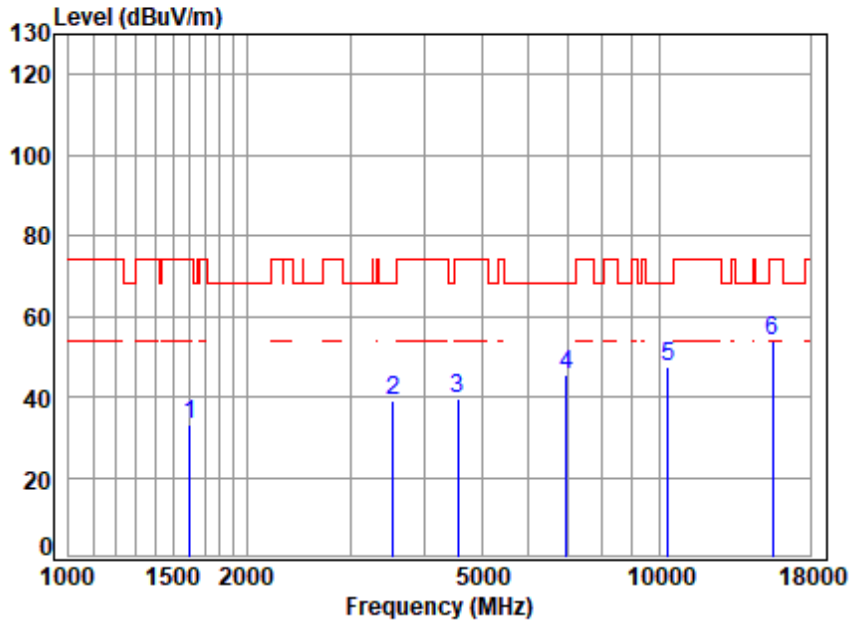


Site : chamber  
 Condition: 3m HORIZONTAL  
 Job No : 01105AT/01106AT  
 Mode : 5180 TX RSE  
 Note : 5G WIFI 11A

	Freq	Cable Loss	Ant Factor	Preamp Factor	Read Level	Level	Limit Line	Over Limit	Remark
	MHz	dB	dB/m	dB	dBuV	dBuV/m	dBuV/m	dB	
1	2449.822	4.31	29.10	39.25	41.54	35.70	68.20	-32.50	Peak
2	3587.818	5.72	31.88	40.00	41.63	39.23	68.20	-28.97	Peak
3	6285.695	8.21	35.20	41.16	40.48	42.73	68.20	-25.47	Peak
4	7943.838	9.17	36.20	40.03	40.76	46.10	68.20	-22.10	Peak
5	10360.000	10.81	37.46	36.59	36.51	48.19	68.20	-20.01	peak
6	15540.000	13.61	40.94	39.48	38.69	53.76	74.00	-20.24	peak



Test Mode: 27; Polarity: Vertical; Modulation:802.11a; Bandwidth:20MHz; Channel:Low

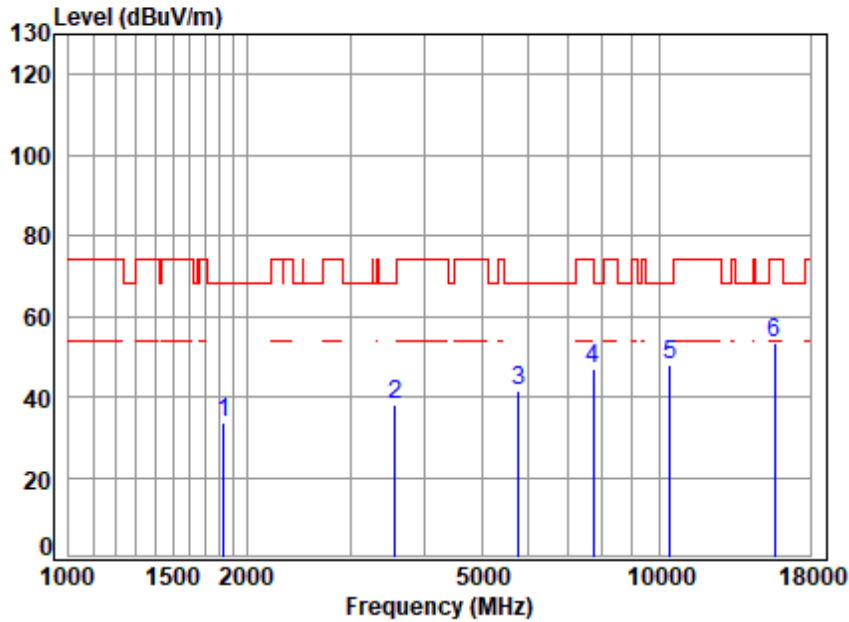


Site : chamber  
 Condition: 3m VERTICAL  
 Job No : 01105AT/01106AT  
 Mode : 5180 TX RSE  
 Note : 5G WIFI 11A

	Freq	Cable Loss	Ant Factor	Preamp Factor	Read Level	Limit Level	Over Limit	Remark
	MHz	dB	dB/m	dB	dBuV	dBuV/m	dBuV/m	dB
1	1606.441	3.38	26.53	38.81	41.98	33.08	74.00	-40.92 Peak
2	3536.341	5.65	31.80	39.96	41.32	38.81	68.20	-29.39 Peak
3	4560.559	6.83	33.42	40.71	40.08	39.62	74.00	-34.38 Peak
4	6954.852	8.31	35.71	40.63	42.31	45.70	68.20	-22.50 Peak
5	10360.000	10.81	37.46	36.59	35.53	47.21	68.20	-20.99 peak
6	15540.000	13.61	40.94	39.48	38.63	53.70	74.00	-20.30 peak



Test Mode: 27; Polarity: Horizontal; Modulation:802.11a; Bandwidth:20MHz; Channel:middle

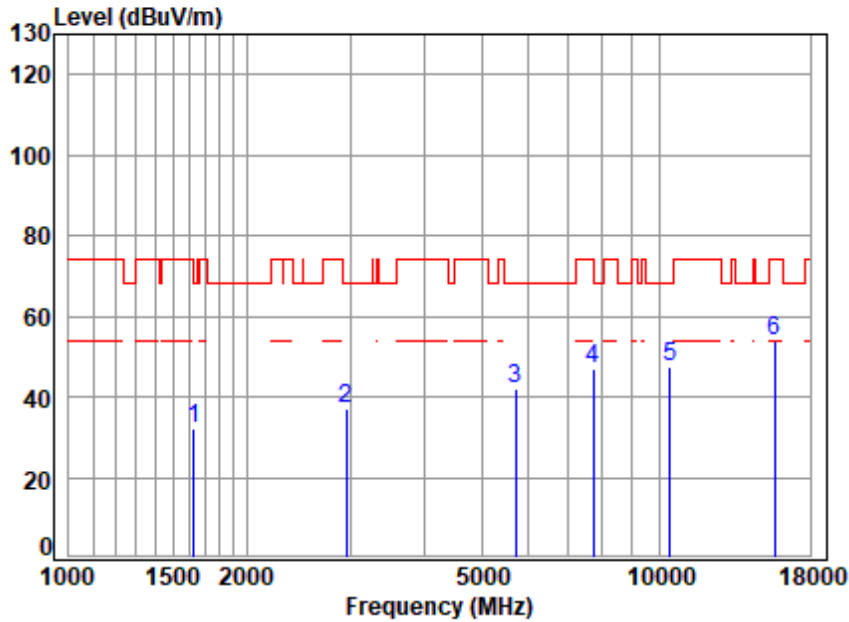


Site : chamber  
 Condition: 3m HORIZONTAL  
 Job No : 01105AT/01106AT  
 Mode : 5220 TX RSE  
 Note : 5G WIFI 11A

	Freq	Cable Loss	Ant Factor	Preamp Factor	Read Level	Limit Level	Over Limit	Remark
	MHz	dB	dB/m	dB	dBuV	dBuV/m	dBuV/m	dB
1	1829.582	3.63	27.18	38.92	41.83	33.72	68.20	-34.48 Peak
2	3567.138	5.69	31.83	39.98	40.54	38.08	68.20	-30.12 Peak
3	5780.300	7.97	34.56	41.32	40.56	41.77	68.20	-26.43 Peak
4	7717.518	8.98	36.20	40.16	41.73	46.75	74.00	-27.25 Peak
5	10440.000	10.87	37.50	36.64	36.26	47.99	68.20	-20.21 peak
6	15660.000	13.75	41.06	39.54	38.12	53.39	74.00	-20.61 peak



Test Mode: 27; Polarity: Vertical; Modulation:802.11a; Bandwidth:20MHz; Channel:middle

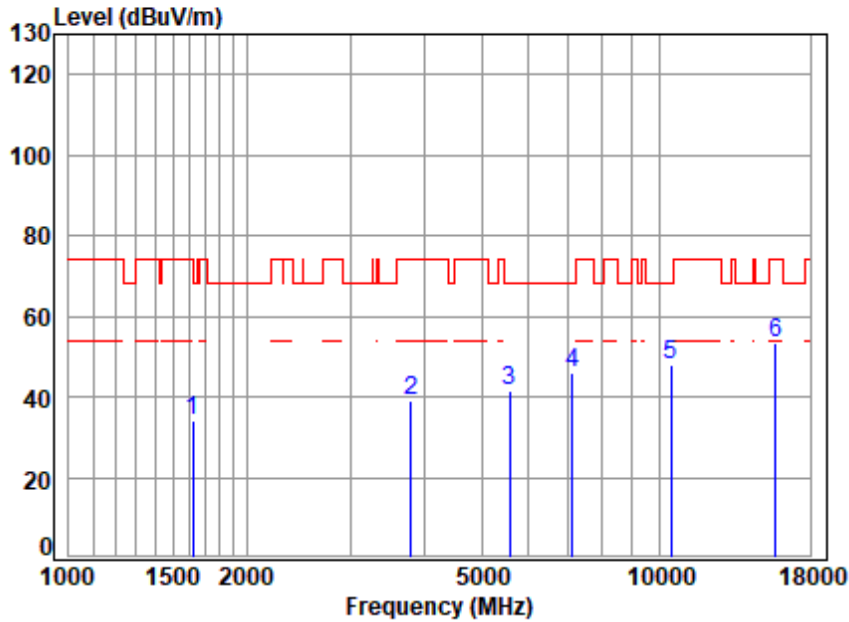


Site : chamber  
 Condition: 3m VERTICAL  
 Job No : 01105AT/01106AT  
 Mode : 5220 TX RSE  
 Note : 5G WIFI 11A

	Freq	Cable Loss	Ant Factor	Preamp Factor	Read Level	Level	Limit Line	Over Limit	Remark
	MHz	dB	dB/m	dB	dBuV	dBuV/m	dBuV/m	dB	
1	1629.825	3.41	26.62	38.82	40.99	32.20	68.20	-36.00	Peak
2	2956.155	4.77	30.36	39.48	41.61	37.26	68.20	-30.94	Peak
3	5713.856	7.91	34.50	41.29	41.07	42.19	68.20	-26.01	Peak
4	7739.857	9.00	36.20	40.15	41.69	46.74	74.00	-27.26	Peak
5	10440.000	10.87	37.50	36.64	35.78	47.51	68.20	-20.69	peak
6	15660.000	13.75	41.06	39.54	38.51	53.78	74.00	-20.22	peak



Test Mode: 27; Polarity: Horizontal; Modulation:802.11a; Bandwidth:20MHz; Channel:High



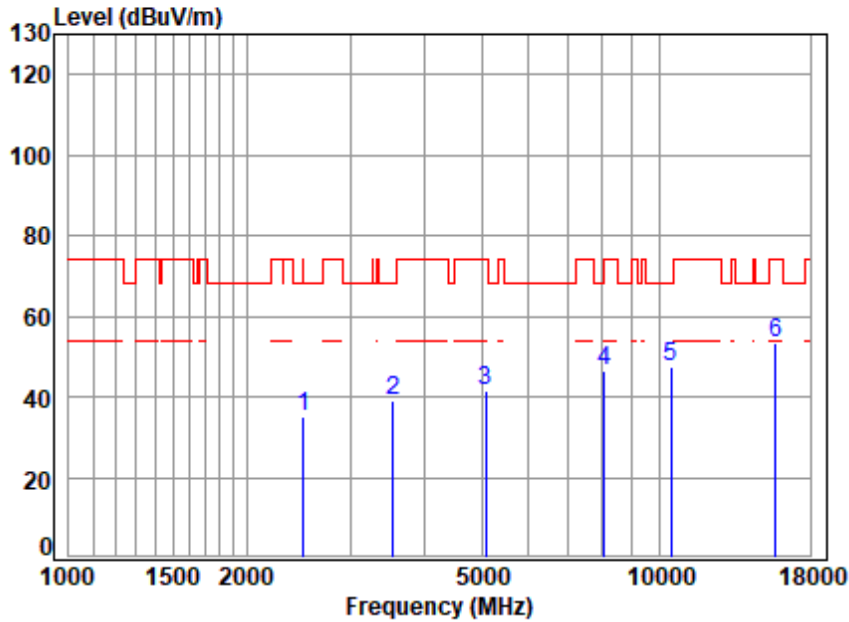
Site : chamber  
 Condition: 3m HORIZONTAL  
 Job No : 01105AT/01106AT  
 Mode : 5240 TX RSE  
 Note : 5G WIFI 11A

	Freq	Cable Loss	Ant Factor	Preamp Factor	Read Level	Level	Limit Line	Over Limit	Remark
	MHz	dB	dB/m	dB	dBuV	dBuV/m	dBuV/m	dB	
1	1620.431	3.39	26.58	38.82	42.98	34.13	74.00	-39.87	Peak
2	3801.333	6.02	32.80	40.16	40.56	39.22	74.00	-34.78	Peak
3	5583.251	7.78	34.53	41.24	40.55	41.62	68.20	-26.58	Peak
4	7117.542	8.43	35.80	40.53	42.35	46.05	68.20	-22.15	Peak
5	10480.000	10.90	37.50	36.66	36.05	47.79	68.20	-20.41	peak
6	15720.000	13.83	41.14	39.57	37.93	53.33	74.00	-20.67	peak





Test Mode: 27; Polarity: Vertical; Modulation:802.11a; Bandwidth:20MHz; Channel:High

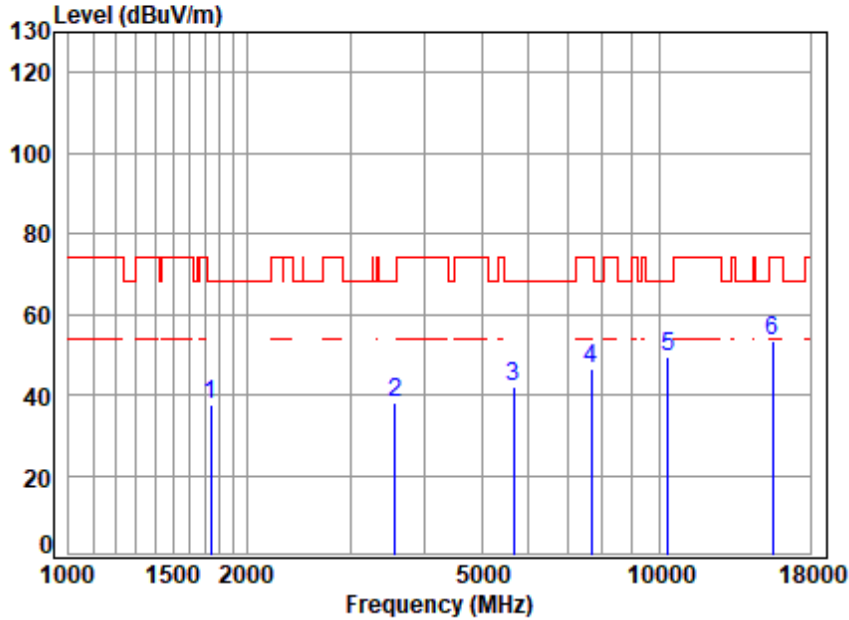


Site : chamber  
 Condition: 3m VERTICAL  
 Job No : 01105AT/01106AT  
 Mode : 5240 TX RSE  
 Note : 5G WIFI 11A

	Freq	Cable Loss	Ant Factor	Preamp Factor	Read Level	Limit Level	Over Limit	Remark
	MHz	dB	dB/m	dB	dBuV	dBuV/m	dBuV/m	dB
1	2492.677	4.35	29.36	39.27	40.81	35.25	74.00	-38.75 Peak
2	3536.341	5.65	31.80	39.96	41.40	38.89	68.20	-29.31 Peak
3	5075.317	7.29	34.15	41.03	41.18	41.59	74.00	-32.41 Peak
4	8082.804	9.30	36.27	39.83	40.74	46.48	74.00	-27.52 Peak
5	10480.000	10.90	37.50	36.66	35.73	47.47	68.20	-20.73 peak
6	15720.000	13.83	41.14	39.57	38.07	53.47	74.00	-20.53 peak



Test Mode: 27; Polarity: Horizontal; Modulation:802.11n; Bandwidth:20MHz; Channel:Low

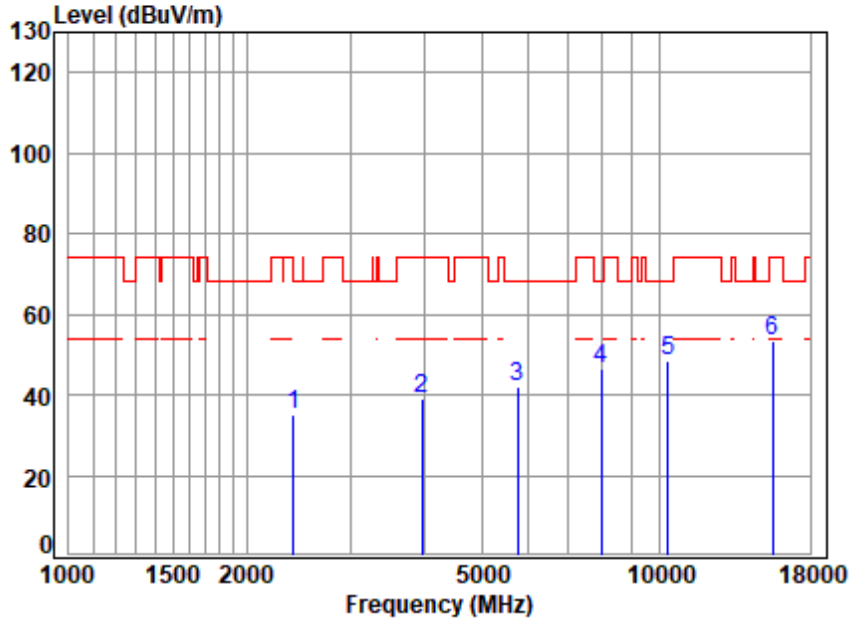


Site : chamber  
 Condition: 3m HORIZONTAL  
 Job No : 01105AT/01106AT  
 Mode : 5180 TX RSE  
 Note : 5G WIFI 11N20

	Freq	Cable Loss	Ant Factor	Preamp Factor	Read Level	Limit Level	Over Limit	Remark
	MHz	dB	dB/m	dB	dBuV	dBuV/m	dBuV/m	dB
1	1736.829	3.53	26.80	38.88	46.28	37.73	68.20	-30.47 Peak
2	3567.138	5.69	31.83	39.98	40.74	38.28	68.20	-29.92 Peak
3	5664.525	7.86	34.50	41.27	40.69	41.78	68.20	-26.42 Peak
4	7673.034	8.94	36.20	40.19	41.47	46.42	74.00	-27.58 Peak
5	10360.000	10.81	37.46	36.59	37.54	49.22	68.20	-18.98 peak
6	15540.000	13.61	40.94	39.48	38.19	53.26	74.00	-20.74 peak



Test Mode: 27; Polarity: Vertical; Modulation:802.11n; Bandwidth:20MHz; Channel:Low

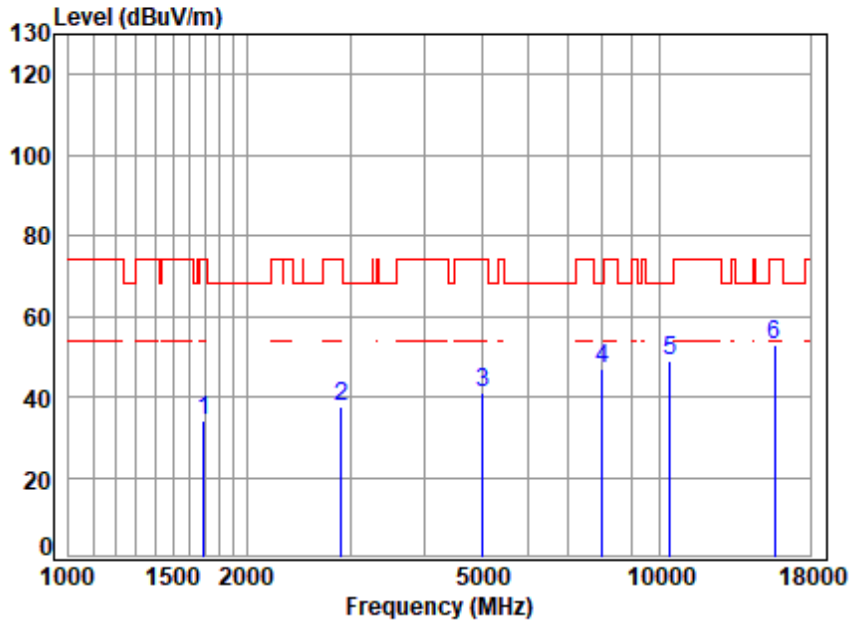


Site : chamber  
 Condition: 3m VERTICAL  
 Job No : 01105AT/01106AT  
 Mode : 5180 TX RSE  
 Note : 5G WIFI 11N20

	Freq	Cable Loss	Ant Factor	Preamp Factor	Read Level	Limit Level	Over Limit	Remark
	MHz	dB	dB/m	dB	dBuV	dBuV/m	dBuV/m	dB
1	2400.753	4.26	28.80	39.23	41.02	34.85	68.20	-33.35 Peak
2	3969.767	6.24	32.64	40.28	40.61	39.21	74.00	-34.79 Peak
3	5763.617	7.95	34.53	41.31	41.07	42.24	68.20	-25.96 Peak
4	7966.832	9.19	36.20	40.02	40.99	46.36	68.20	-21.84 Peak
5	10360.000	10.81	37.46	36.59	36.89	48.57	68.20	-19.63 peak
6	15540.000	13.61	40.94	39.48	38.28	53.35	74.00	-20.65 peak



Test Mode: 27; Polarity: Horizontal; Modulation:802.11n; Bandwidth:20MHz; Channel:middle

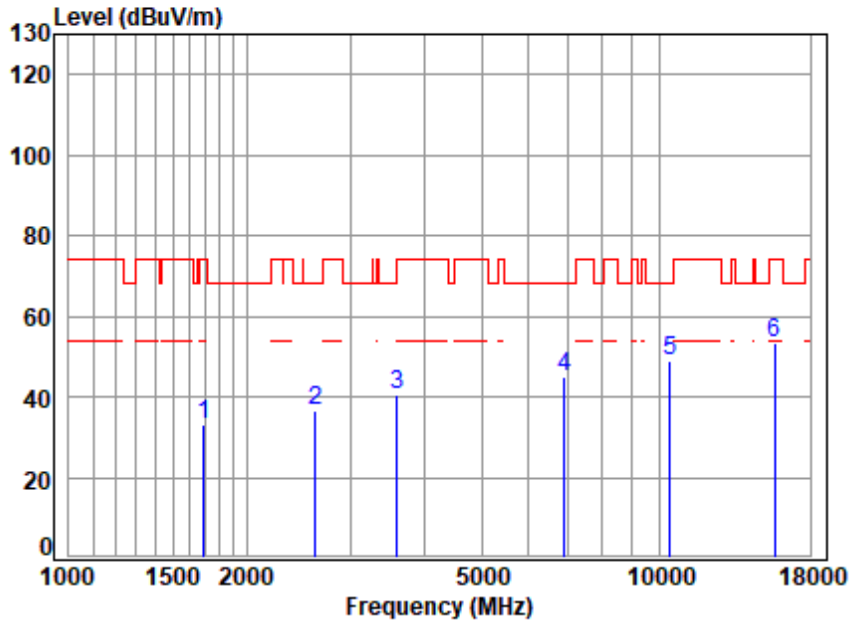


Site : chamber  
 Condition: 3m HORIZONTAL  
 Job No : 01105AT/01106AT  
 Mode : 5220 TX RSE  
 Note : 5G WIFI 11N20

	Cable	Ant	Preamp	Read	Limit	Over		
Freq	Loss	Factor	Factor	Level	Level	Line	Limit	Remark
MHz	dB	dB/m	dB	dBuV	dBuV/m	dBuV/m	dB	
1	3.48	26.78	38.86	42.67	34.07	74.00	-39.93	Peak
2	4.72	29.89	39.46	42.37	37.52	74.00	-36.48	Peak
3	7.24	34.24	41.01	40.52	40.99	74.00	-33.01	Peak
4	9.23	36.20	39.97	41.26	46.72	68.20	-21.48	Peak
5	10.87	37.50	36.64	37.44	49.17	68.20	-19.03	peak
6	13.75	41.06	39.54	37.82	53.09	74.00	-20.91	peak



Test Mode: 27; Polarity: Vertical; Modulation:802.11n; Bandwidth:20MHz; Channel:middle

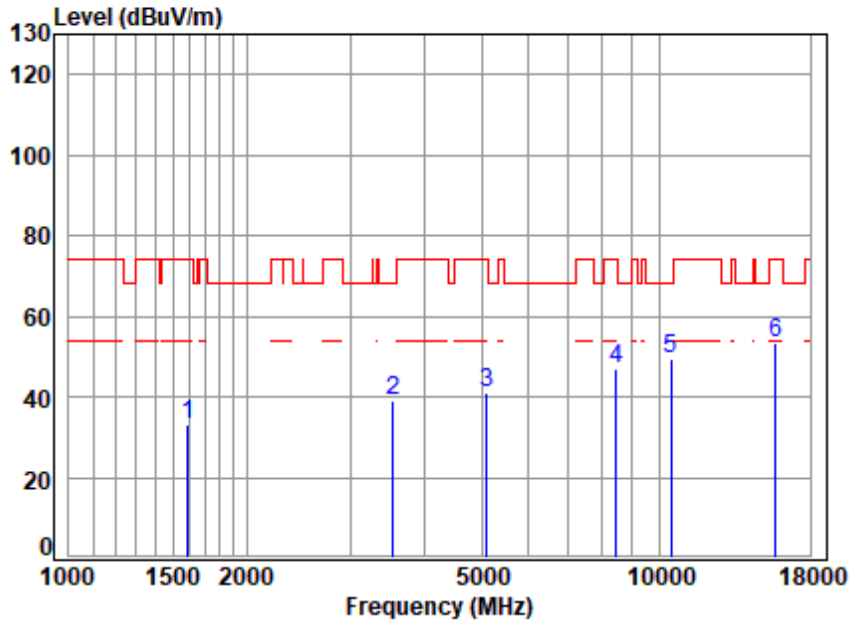


Site : chamber  
 Condition: 3m VERTICAL  
 Job No : 01105AT/01106AT  
 Mode : 5220 TX RSE  
 Note : 5G WIFI 11N20

	Freq	Cable Loss	Ant Factor	Preamp Factor	Read Level	Limit Level	Over Limit	Remark
	MHz	dB	dB/m	dB	dBuV	dBuV/m	dBuV/m	dB
1	1692.231	3.48	26.78	38.86	41.50	32.90	74.00	-41.10 Peak
2	2618.218	4.47	29.60	39.33	41.76	36.50	68.20	-31.70 Peak
3	3598.203	5.74	31.90	40.01	43.08	40.71	68.20	-27.49 Peak
4	6914.763	8.31	35.63	40.66	41.82	45.10	68.20	-23.10 Peak
5	10440.000	10.87	37.50	36.64	37.23	48.96	68.20	-19.24 peak
6	15660.000	13.75	41.06	39.54	38.33	53.60	74.00	-20.40 peak



Test Mode: 27; Polarity: Horizontal; Modulation:802.11n; Bandwidth:20MHz; Channel:High

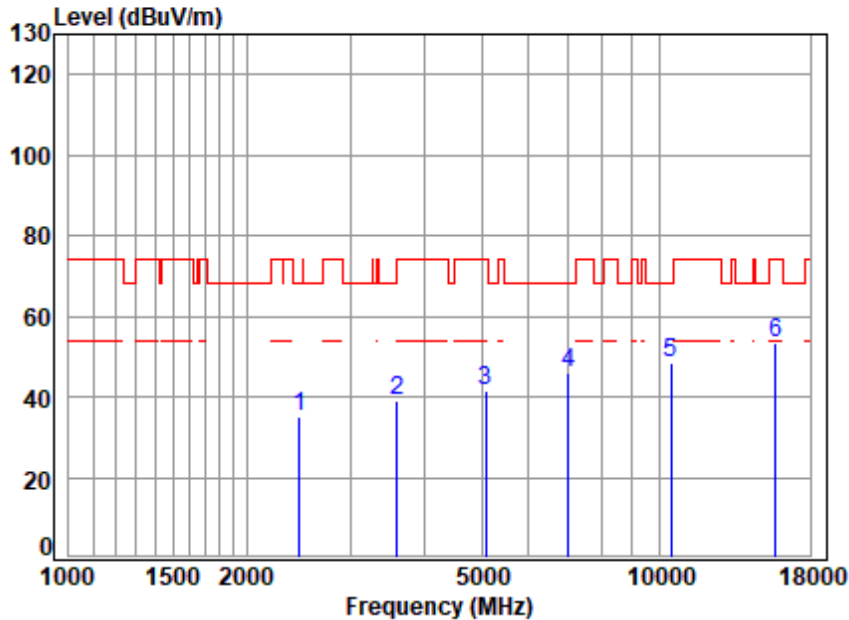


Site : chamber  
 Condition: 3m HORIZONTAL  
 Job No : 01105AT/01106AT  
 Mode : 5240 TX RSE  
 Note : 5G WIFI 11N20

	Freq	Cable Loss	Ant Factor	Preamp Factor	Read Level	Limit Level	Over Limit	Remark
	MHz	dB	dB/m	dB	dBuV	dBuV/m	dBuV/m	dB
1	1592.571	3.36	26.41	38.80	42.24	33.21	74.00	-40.79 Peak
2	3546.577	5.67	31.80	39.97	41.74	39.24	68.20	-28.96 Peak
3	5104.741	7.32	34.09	41.05	40.43	40.79	74.00	-33.21 Peak
4	8440.945	9.63	36.40	39.13	40.04	46.94	74.00	-27.06 Peak
5	10480.000	10.90	37.50	36.66	37.64	49.38	68.20	-18.82 peak
6	15720.000	13.83	41.14	39.57	37.89	53.29	74.00	-20.71 peak



Test Mode: 27; Polarity: Vertical; Modulation:802.11n; Bandwidth:20MHz; Channel:High

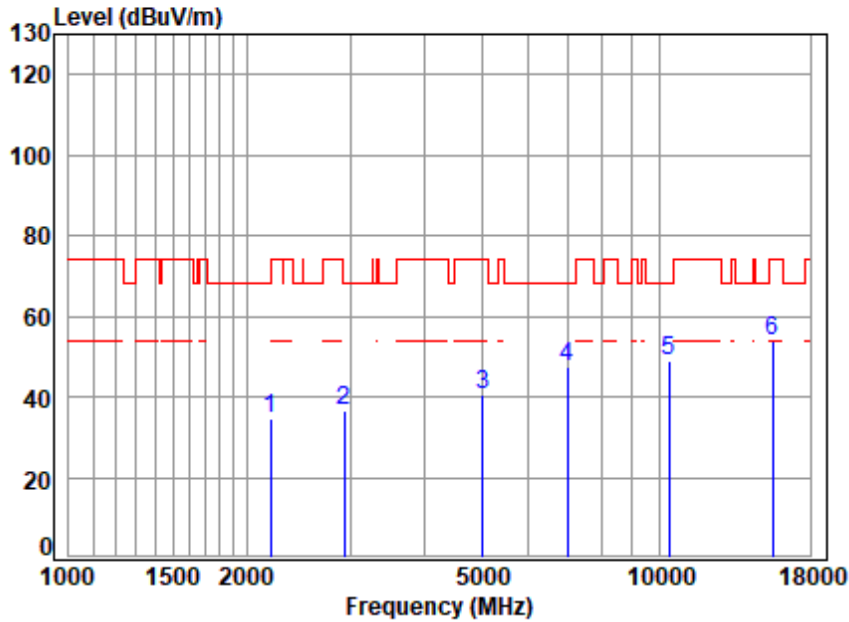


Site : chamber  
 Condition: 3m VERTICAL  
 Job No : 01105AT/01106AT  
 Mode : 5240 TX RSE  
 Note : 5G WIFI 11N20

	Freq	Cable Loss	Ant Factor	Preamp Factor	Read Level	Limit Level	Over Limit	Remark
	MHz	dB	dB/m	dB	dBuV	dBuV/m	dBuV/m	dB
1	2456.913	4.32	29.14	39.25	40.73	34.94	68.20	-33.26 Peak
2	3598.203	5.74	31.90	40.01	41.19	38.82	68.20	-29.38 Peak
3	5075.317	7.29	34.15	41.03	40.95	41.36	74.00	-32.64 Peak
4	7015.420	8.33	35.83	40.59	42.29	45.86	68.20	-22.34 Peak
5	10480.000	10.90	37.50	36.66	36.71	48.45	68.20	-19.75 peak
6	15720.000	13.83	41.14	39.57	38.09	53.49	74.00	-20.51 peak



Test Mode: 27; Polarity: Horizontal; Modulation:802.11n; Bandwidth:40MHz; Channel:Low



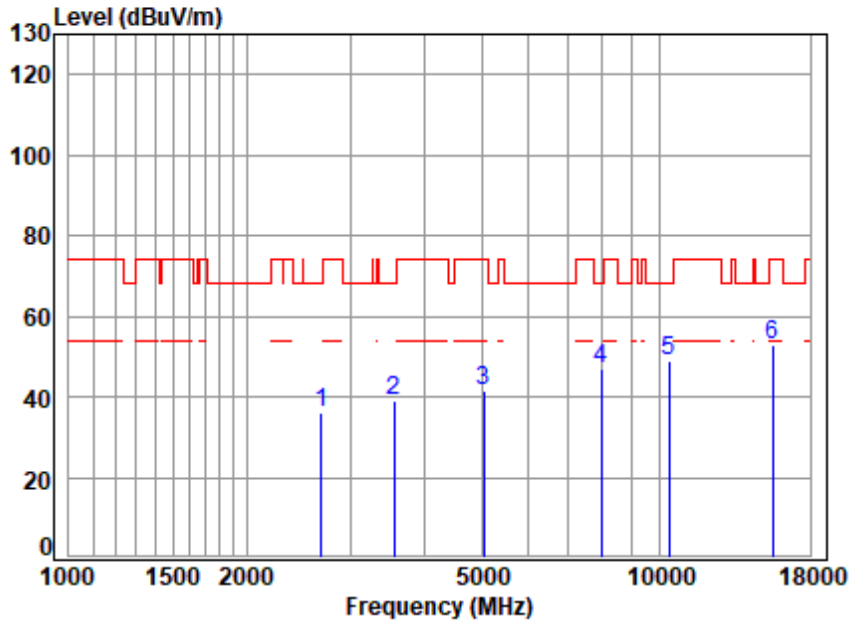
Site : chamber  
 Condition: 3m HORIZONTAL  
 Job No : 01105AT/01106AT  
 Mode : 5190 TX RSE  
 Note : 5G WIFI 11N40

	Freq	Cable Loss	Ant Factor	Preamp Factor	Read Level	Limit Level	Over Limit	Remark
	MHz	dB	dB/m	dB	dBuV	dBuV/m	dBuV/m	dB
1	2194.998	4.04	28.21	39.11	41.23	34.37	68.20	-33.83 Peak
2	2930.633	4.75	30.15	39.47	41.05	36.48	68.20	-31.72 Peak
3	5031.499	7.24	34.24	41.01	40.00	40.47	74.00	-33.53 Peak
4	6995.172	8.32	35.79	40.60	43.79	47.30	68.20	-20.90 Peak
5	10380.000	10.83	37.48	36.60	37.07	48.78	68.20	-19.42 peak
6	15570.000	13.65	40.97	39.50	38.63	53.75	74.00	-20.25 peak





Test Mode: 27; Polarity: Vertical; Modulation:802.11n; Bandwidth:40MHz; Channel:Low

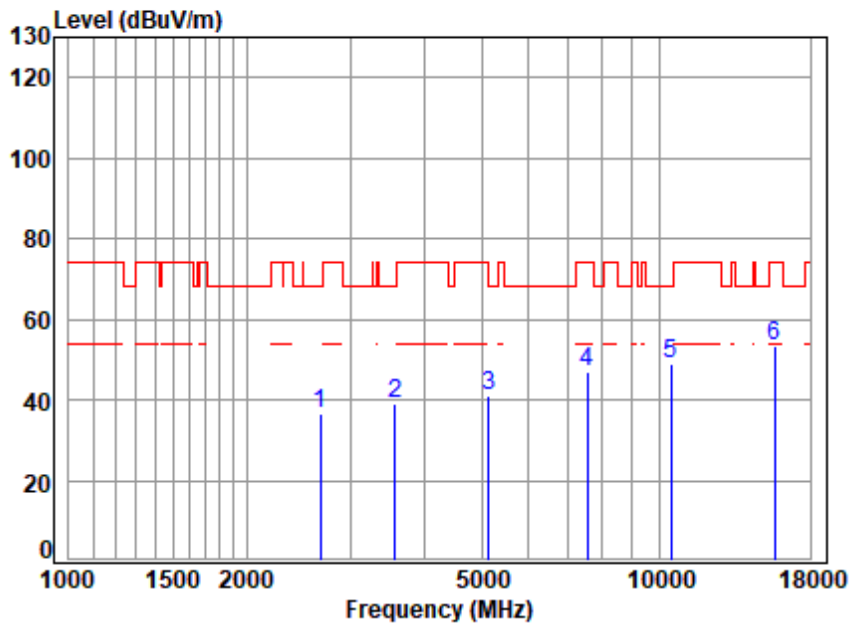


Site : chamber  
 Condition: 3m VERTICAL  
 Job No : 01105AT/01106AT  
 Mode : 5190 TX RSE  
 Note : 5G WIFI 11N40

	Freq	Cable Loss	Ant Factor	Preamp Factor	Read Level	Level	Limit Line	Over Limit	Remark
	MHz	dB	dB/m	dB	dBuV	dBuV/m	dBuV/m	dB	
1	2679.464	4.53	29.54	39.36	41.32	36.03	68.20	-32.17	Peak
2	3556.843	5.68	31.81	39.97	41.68	39.20	68.20	-29.00	Peak
3	5046.062	7.26	34.21	41.02	40.84	41.29	74.00	-32.71	Peak
4	7966.832	9.19	36.20	40.02	41.51	46.88	68.20	-21.32	Peak
5	10380.000	10.83	37.48	36.60	37.31	49.02	68.20	-19.18	peak
6	15570.000	13.65	40.97	39.50	37.94	53.06	74.00	-20.94	peak



Test Mode: 27; Polarity: Horizontal; Modulation:802.11n; Bandwidth:40MHz; Channel:High

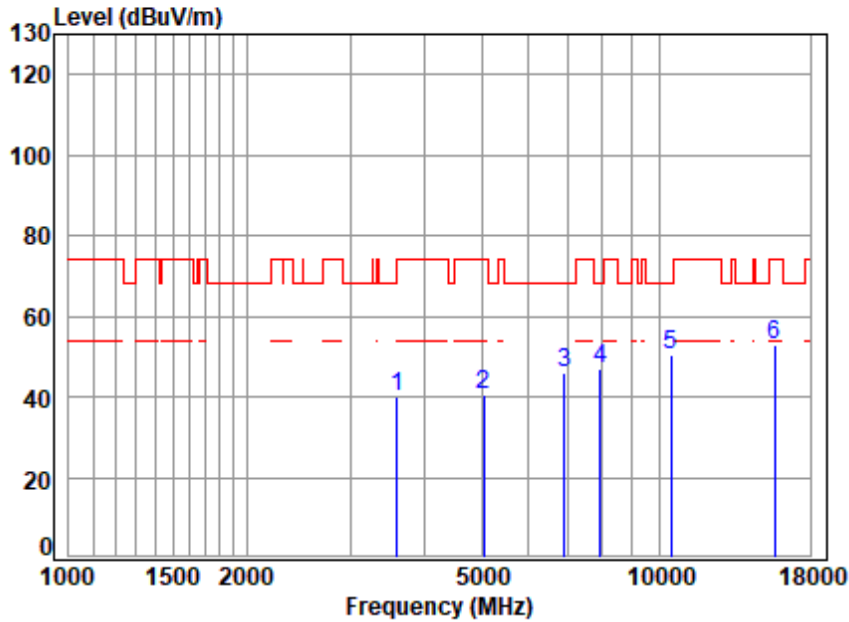


Site : chamber  
 Condition: 3m HORIZONTAL  
 Job No : 01105AT/01106AT  
 Mode : 5230 TX RSE  
 Note : 5G WIFI 11N40

	Freq	Cable Loss	Ant Factor	Preamp Factor	Read Level	Limit Level	Over Limit	Remark
	MHz	dB	dB/m	dB	dBuV	dBuV/m	dBuV/m	dB
1	2664.019	4.52	29.57	39.35	42.05	36.79	68.20	-31.41 Peak
2	3567.138	5.69	31.83	39.98	41.31	38.85	68.20	-29.35 Peak
3	5149.197	7.36	34.00	41.06	40.55	40.85	74.00	-33.15 Peak
4	7562.942	8.84	36.10	40.25	42.29	46.98	74.00	-27.02 Peak
5	10460.000	10.89	37.50	36.65	37.12	48.86	68.20	-19.34 peak
6	15690.000	13.79	41.09	39.55	37.84	53.17	74.00	-20.83 peak



Test Mode: 27; Polarity: Vertical; Modulation:802.11n; Bandwidth:40MHz; Channel:High

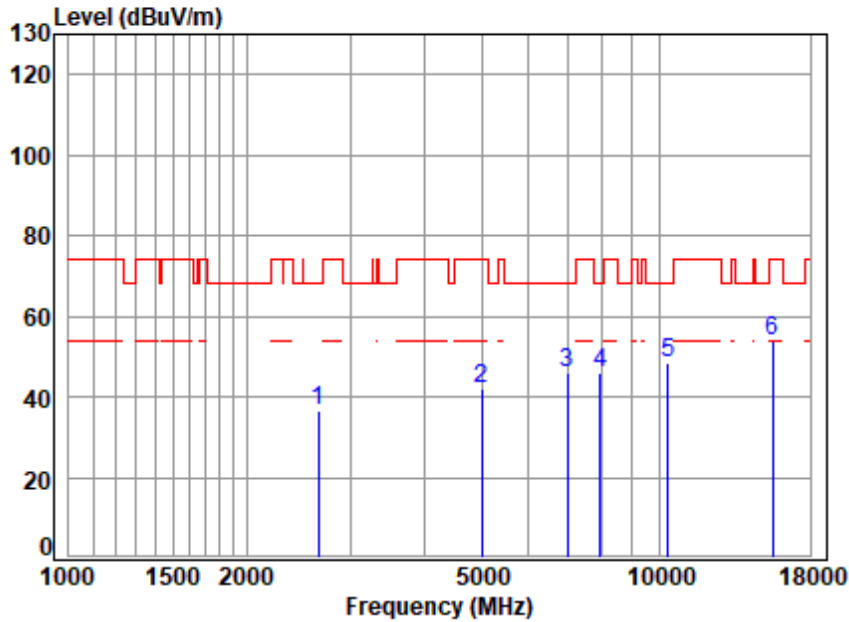


Site : chamber  
 Condition: 3m VERTICAL  
 Job No : 01105AT/01106AT  
 Mode : 5230 TX RSE  
 Note : 5G WIFI 11N40

	Freq	Cable Loss	Ant Factor	Preamp Factor	Read Level	Limit Level	Over Limit	Remark
	MHz	dB	dB/m	dB	dBuV	dBuV/m	dBuV/m	dB
1	3598.203	5.74	31.90	40.01	42.48	40.11	68.20	-28.09 Peak
2	5046.062	7.26	34.21	41.02	39.98	40.43	74.00	-33.57 Peak
3	6914.763	8.31	35.63	40.66	42.48	45.76	68.20	-22.44 Peak
4	7943.838	9.17	36.20	40.03	41.47	46.81	68.20	-21.39 Peak
5	10460.000	10.89	37.50	36.65	38.57	50.31	68.20	-17.89 peak
6	15690.000	13.79	41.09	39.55	37.59	52.92	74.00	-21.08 peak



Test Mode: 27; Polarity: Horizontal; Modulation:802.11ac; Bandwidth:20MHz; Channel:Low

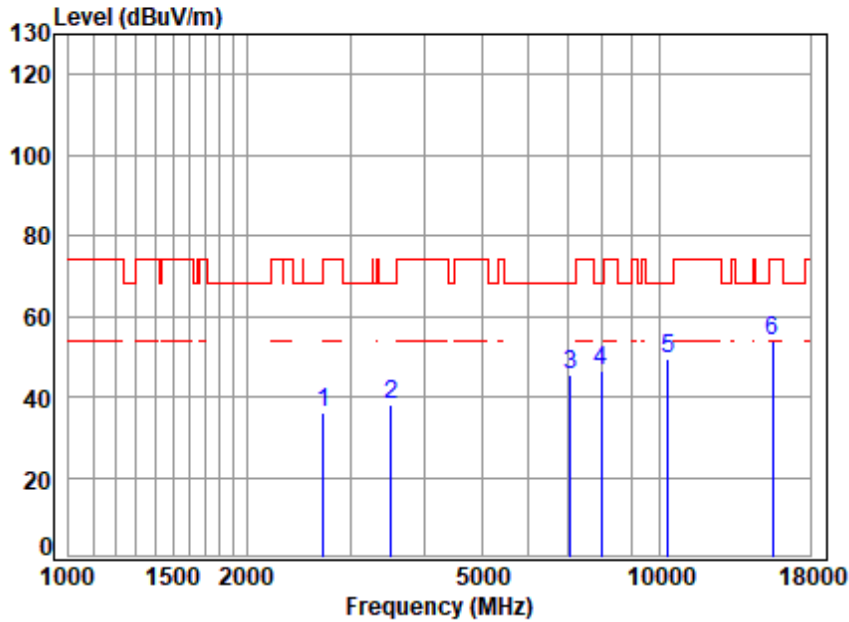


Site : chamber  
 Condition: 3m HORIZONTAL  
 Job No : 01105AT/01106AT  
 Mode : 5180 TX RSE  
 Note : 5G WIFI 11AC20

	Freq	Cable Loss	Ant Factor	Preamp Factor	Read Level	Limit Level	Over Limit	Remark
	MHz	dB	dB/m	dB	dBuV	dBuV/m	dBuV/m	dB
1	2648.664	4.50	29.60	39.35	41.78	36.53	68.20	-31.67 Peak
2	5002.497	7.21	34.29	41.00	41.59	42.09	74.00	-31.91 Peak
3	6974.982	8.32	35.75	40.62	42.54	45.99	68.20	-22.21 Peak
4	7943.838	9.17	36.20	40.03	40.82	46.16	68.20	-22.04 Peak
5	10360.000	10.81	37.46	36.59	36.92	48.60	68.20	-19.60 peak
6	15540.000	13.61	40.94	39.48	38.69	53.76	74.00	-20.24 peak



Test Mode: 27; Polarity: Vertical; Modulation:802.11ac; Bandwidth:20MHz; Channel:Low

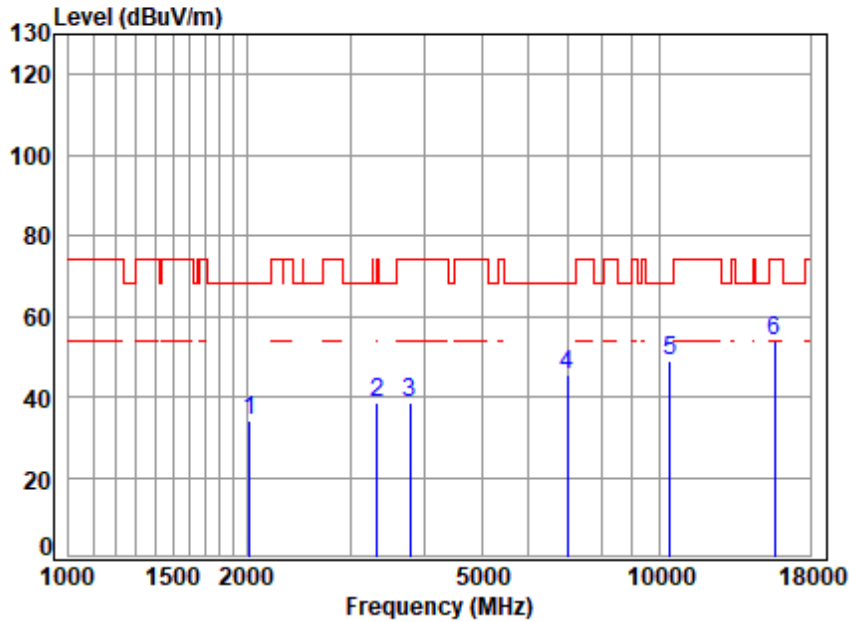


Site : chamber  
 Condition: 3m VERTICAL  
 Job No : 01105AT/01106AT  
 Mode : 5180 TX RSE  
 Note : 5G WIFI 11AC20

	Freq	Cable Loss	Ant Factor	Preamp Factor	Read Level	Limit Level	Over Limit	Remark
	MHz	dB	dB/m	dB	dBuV	dBuV/m	dBuV/m	dB
1	2702.799	4.55	29.50	39.37	41.43	36.11	74.00	-37.89 Peak
2	3515.957	5.62	31.80	39.94	40.62	38.10	68.20	-30.10 Peak
3	7076.516	8.39	35.85	40.55	41.97	45.66	68.20	-22.54 Peak
4	7966.832	9.19	36.20	40.02	41.09	46.46	68.20	-21.74 Peak
5	10360.000	10.81	37.46	36.59	37.59	49.27	68.20	-18.93 peak
6	15540.000	13.61	40.94	39.48	38.92	53.99	74.00	-20.01 peak



Test Mode: 27; Polarity: Horizontal; Modulation:802.11ac; Bandwidth:20MHz; Channel:middle

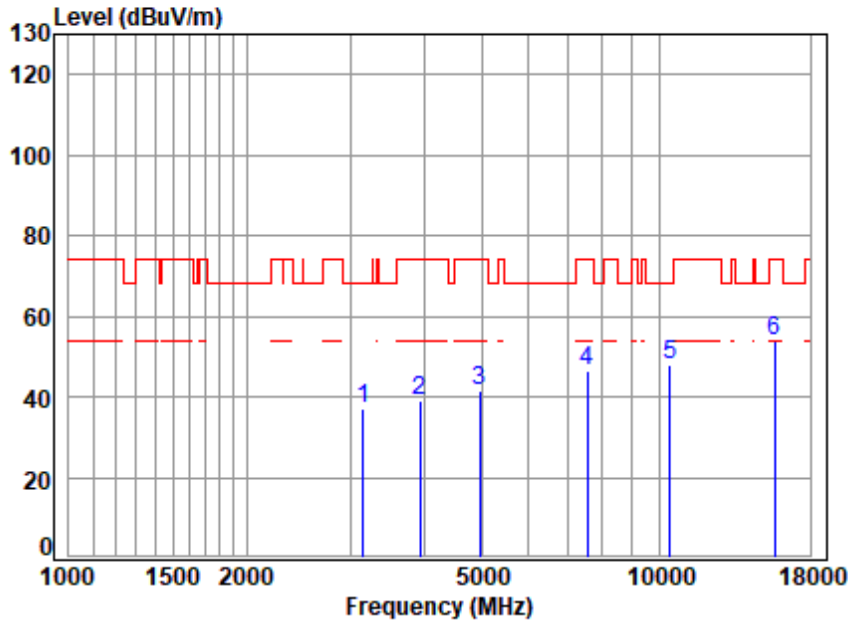


Site : chamber  
 Condition: 3m HORIZONTAL  
 Job No : 01105AT/01106AT  
 Mode : 5220 TX RSE  
 Note : 5G WIFI 11AC20

	Freq	Cable Loss	Ant Factor	Preamp Factor	Read Level	Limit Level	Over Limit	Remark
	MHz	dB	dB/m	dB	dBuV	dBuV/m	dBuV/m	dB
1	2024.354	3.84	28.25	39.01	40.86	33.94	68.20	-34.26 Peak
2	3328.077	5.34	31.60	39.79	41.35	38.50	68.20	-29.70 Peak
3	3790.361	6.00	32.74	40.15	39.93	38.52	74.00	-35.48 Peak
4	6974.982	8.32	35.75	40.62	41.88	45.33	68.20	-22.87 Peak
5	10440.000	10.87	37.50	36.64	37.39	49.12	68.20	-19.08 peak
6	15660.000	13.75	41.06	39.54	38.57	53.84	74.00	-20.16 peak



Test Mode: 27; Polarity: Vertical; Modulation:802.11ac; Bandwidth:20MHz; Channel:middle

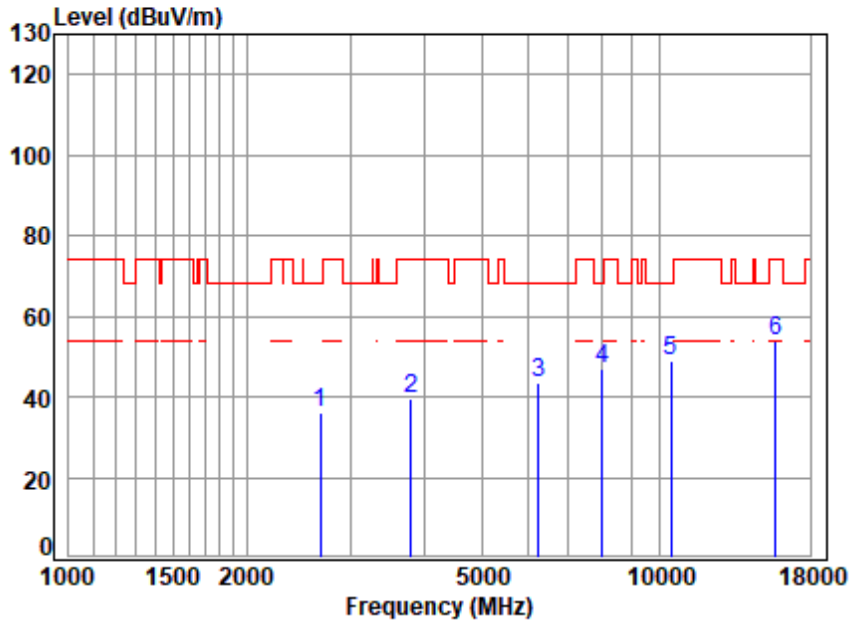


Site : chamber  
 Condition: 3m VERTICAL  
 Job No : 01105AT/01106AT  
 Mode : 5220 TX RSE  
 Note : 5G WIFI 11AC20

	Freq	Cable Loss	Ant Factor	Preamp Factor	Read Level	Limit Level	Over Limit	Remark
	MHz	dB	dB/m	dB	dBuV	dBuV/m	dBuV/m	dB
1	3150.237	5.06	31.40	39.64	40.45	37.27	68.20	-30.93 Peak
2	3935.493	6.20	32.60	40.25	40.33	38.88	74.00	-35.12 Peak
3	4973.662	7.19	34.25	40.98	41.07	41.53	74.00	-32.47 Peak
4	7541.114	8.82	36.08	40.27	41.81	46.44	74.00	-27.56 Peak
5	10440.000	10.87	37.50	36.64	36.39	48.12	68.20	-20.08 peak
6	15660.000	13.75	41.06	39.54	38.43	53.70	74.00	-20.30 peak



Test Mode: 27; Polarity: Horizontal; Modulation:802.11ac; Bandwidth:20MHz; Channel:High



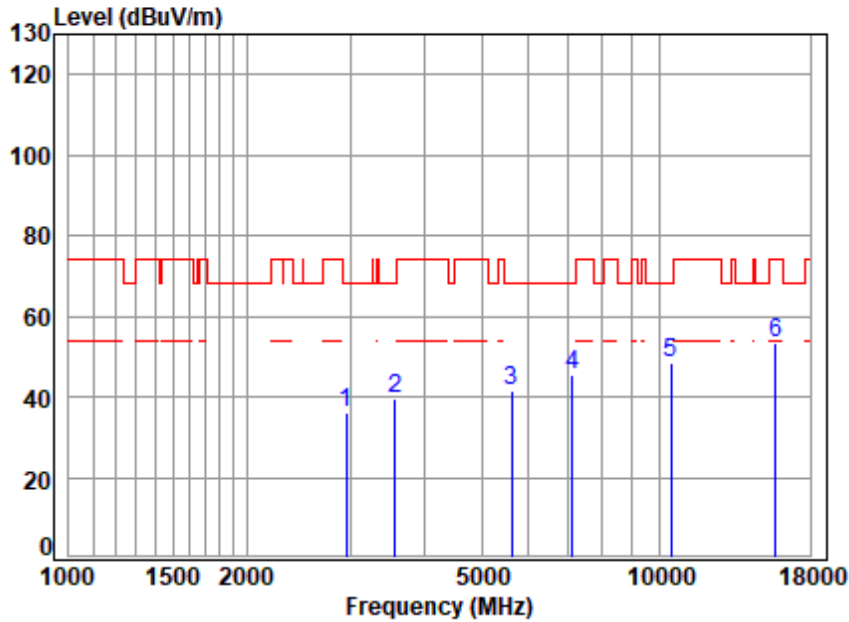
Site : chamber  
 Condition: 3m HORIZONTAL  
 Job No : 01105AT/01106AT  
 Mode : 5240 TX RSE  
 Note : 5G WIFI 11AC20

	Freq	Cable Loss	Ant Factor	Preamp Factor	Read Level	Limit Level	Over Limit	Remark
	MHz	dB	dB/m	dB	dBuV	dBuV/m	dBuV/m	dB
1	2664.019	4.52	29.57	39.35	41.26	36.00	68.20	-32.20 Peak
2	3801.333	6.02	32.80	40.16	40.65	39.31	74.00	-34.69 Peak
3	6249.464	8.20	35.20	41.19	41.07	43.28	68.20	-24.92 Peak
4	8013.020	9.23	36.20	39.97	41.64	47.10	68.20	-21.10 Peak
5	10480.000	10.90	37.50	36.66	37.17	48.91	68.20	-19.29 peak
6	15720.000	13.83	41.14	39.57	38.41	53.81	74.00	-20.19 peak





Test Mode: 27; Polarity: Vertical; Modulation:802.11ac; Bandwidth:20MHz; Channel:High

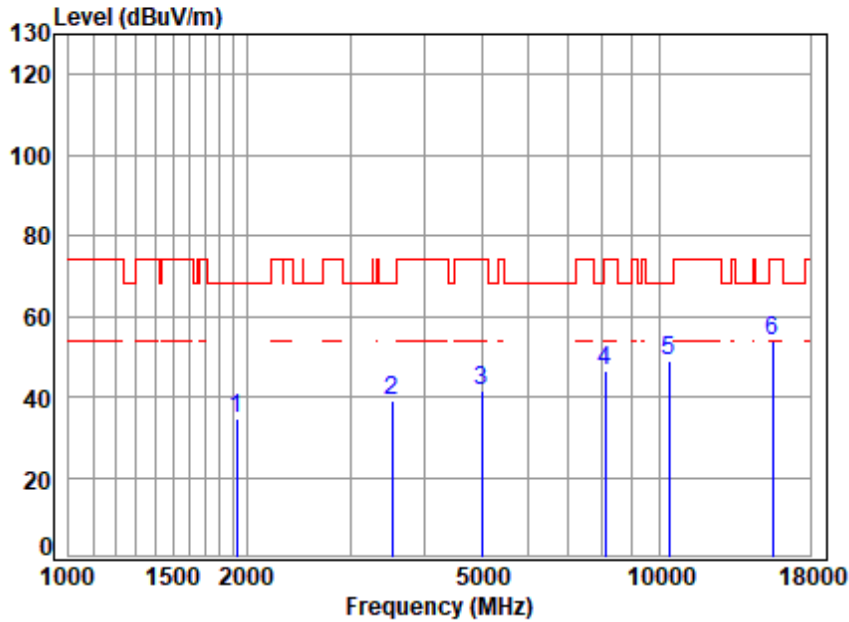


Site : chamber  
 Condition: 3m VERTICAL  
 Job No : 01105AT/01106AT  
 Mode : 5240 TX RSE  
 Note : 5G WIFI 11AC20

	Freq	Cable Loss	Ant Factor	Preamp Factor	Read Level	Limit Level	Over Limit	Remark
	MHz	dB	dB/m	dB	dBuV	dBuV/m	dBuV/m	dB
1	2947.623	4.77	30.28	39.48	40.72	36.29	68.20	-31.91 Peak
2	3567.138	5.69	31.83	39.98	41.80	39.34	68.20	-28.86 Peak
3	5631.875	7.83	34.50	41.26	40.35	41.42	68.20	-26.78 Peak
4	7138.144	8.45	35.80	40.51	41.76	45.50	68.20	-22.70 Peak
5	10480.000	10.90	37.50	36.66	36.91	48.65	68.20	-19.55 peak
6	15720.000	13.83	41.14	39.57	38.14	53.54	74.00	-20.46 peak



Test Mode: 27; Polarity: Horizontal; Modulation:802.11ac; Bandwidth:40MHz; Channel:Low

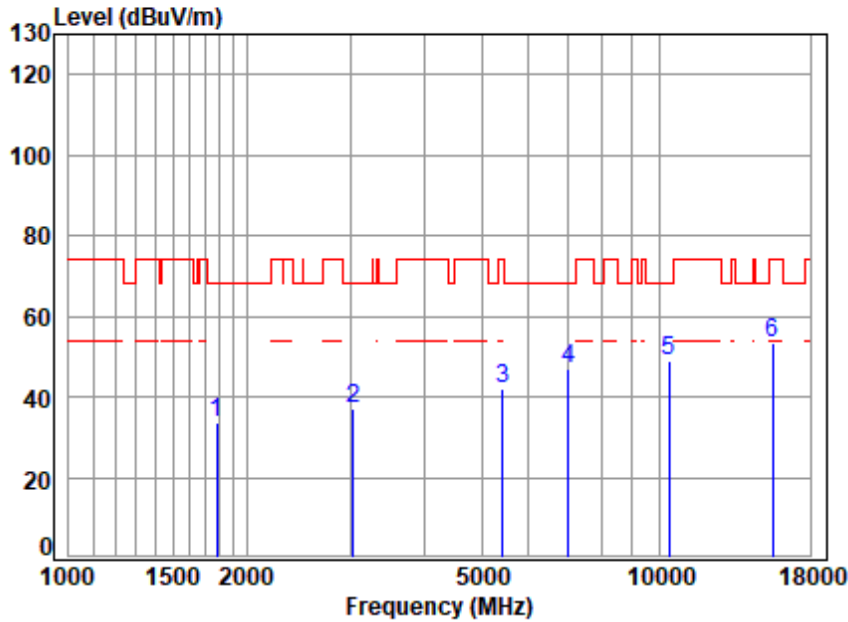


Site : chamber  
 Condition: 3m HORIZONTAL  
 Job No : 01105AT/01106AT  
 Mode : 5190 TX RSE  
 Note : 5G WIFI 11AC40

	Freq	Cable Loss	Ant Factor	Preamp Factor	Read Level	Limit Level	Over Limit	Remark
	MHz	dB	dB/m	dB	dBuV	dBuV/m	dBuV/m	dB
1	1921.727	3.73	27.53	38.97	42.30	34.59	68.20	-33.61 Peak
2	3526.134	5.64	31.80	39.95	41.41	38.90	68.20	-29.30 Peak
3	5002.497	7.21	34.29	41.00	41.23	41.73	74.00	-32.27 Peak
4	8106.200	9.32	36.31	39.79	40.81	46.65	74.00	-27.35 Peak
5	10380.000	10.83	37.48	36.60	37.36	49.07	68.20	-19.13 peak
6	15570.000	13.65	40.97	39.50	38.57	53.69	74.00	-20.31 peak



Test Mode: 27; Polarity: Vertical; Modulation:802.11ac; Bandwidth:40MHz; Channel:Low

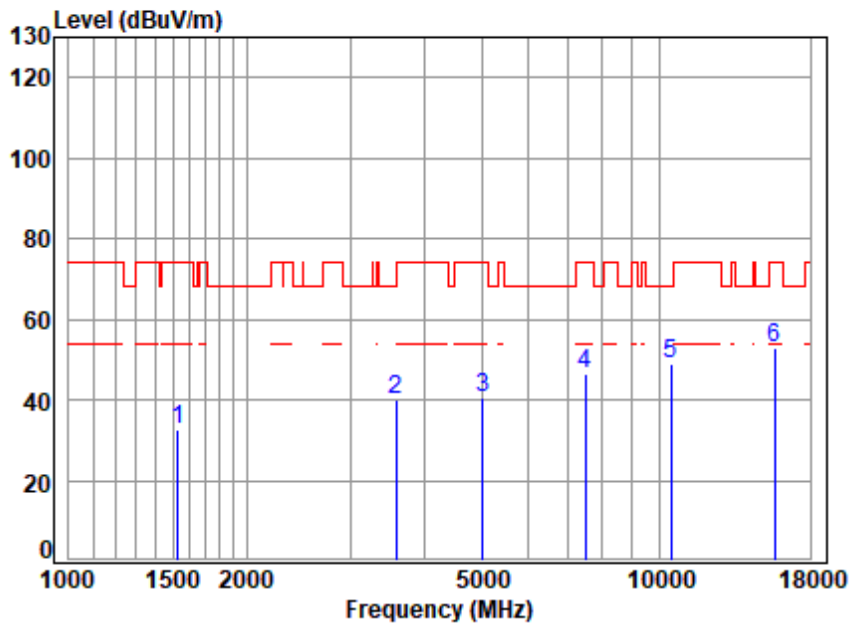


Site : chamber  
 Condition: 3m VERTICAL  
 Job No : 01105AT/01106AT  
 Mode : 5190 TX RSE  
 Note : 5G WIFI 11AC40

	Freq	Cable Loss	Ant Factor	Preamp Factor	Read Level	Level	Limit Line	Over Limit	Remark
	MHz	dB	dB/m	dB	dBuV	dBuV/m	dBuV/m	dB	
1	1782.602	3.58	26.93	38.90	42.07	33.68	68.20	-34.52	Peak
2	3034.063	4.87	31.14	39.53	40.78	37.26	68.20	-30.94	Peak
3	5424.184	7.63	34.55	41.18	40.93	41.93	74.00	-32.07	Peak
4	7015.420	8.33	35.83	40.59	43.20	46.77	68.20	-21.43	Peak
5	10380.000	10.83	37.48	36.60	37.27	48.98	68.20	-19.22	peak
6	15570.000	13.65	40.97	39.50	38.24	53.36	74.00	-20.64	peak



Test Mode: 27; Polarity: Horizontal; Modulation:802.11ac; Bandwidth:40MHz; Channel:High

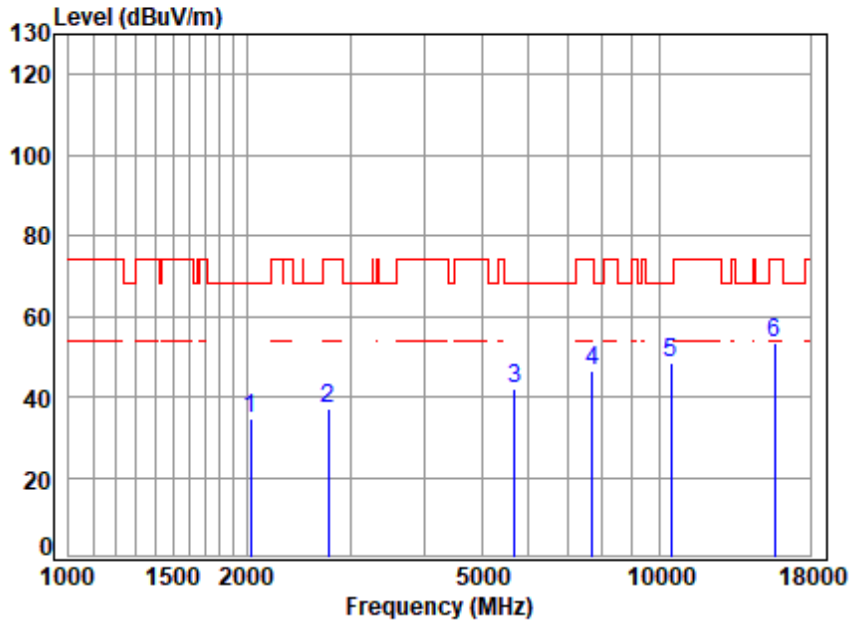


Site : chamber  
 Condition: 3m HORIZONTAL  
 Job No : 01105AT/01106AT  
 Mode : 5230 TX RSE  
 Note : 5G WIFI 11AC40

	Freq	Cable Loss	Ant Factor	Preamp Factor	Read Level	Limit Level	Over Limit	Remark
	MHz	dB	dB/m	dB	dBuV	dBuV/m	dBuV/m	dB
1	1529.414	3.28	25.70	38.77	42.31	32.52	74.00	-41.48 Peak
2	3577.463	5.71	31.86	39.99	42.36	39.94	68.20	-28.26 Peak
3	5016.977	7.23	34.27	41.01	40.00	40.49	74.00	-33.51 Peak
4	7497.646	8.78	36.00	40.29	42.00	46.49	74.00	-27.51 Peak
5	10460.000	10.89	37.50	36.65	37.10	48.84	68.20	-19.36 peak
6	15690.000	13.79	41.09	39.55	37.69	53.02	74.00	-20.98 peak



Test Mode: 27; Polarity: Vertical; Modulation:802.11ac; Bandwidth:40MHz; Channel:High

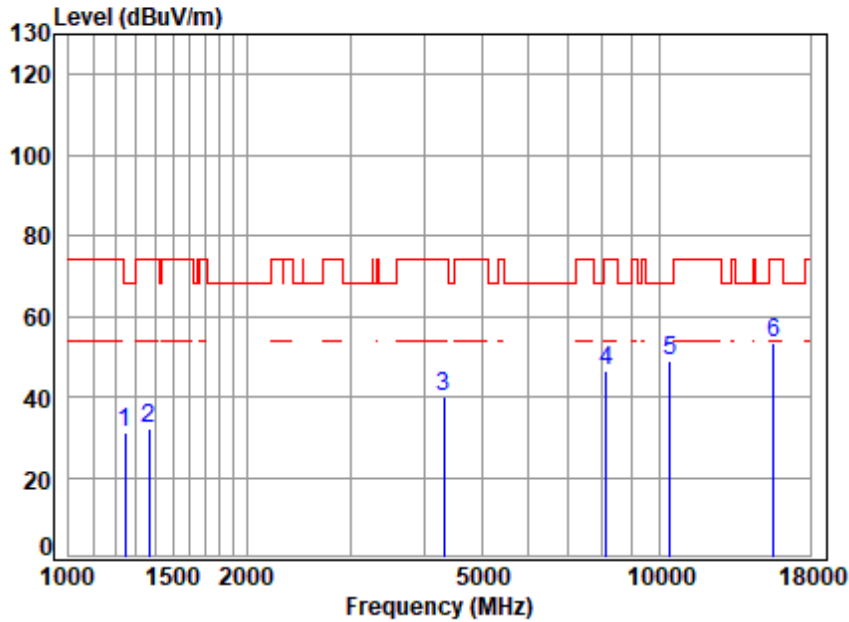


Site : chamber  
 Condition: 3m VERTICAL  
 Job No : 01105AT/01106AT  
 Mode : 5230 TX RSE  
 Note : 5G WIFI 11AC40

	Freq	Cable Loss	Ant Factor	Preamp Factor	Read Level	Limit Level	Over Limit	Remark
	MHz	dB	dB/m	dB	dBuV	dBuV/m	dBuV/m	dB
1	2030.214	3.85	28.28	39.02	41.44	34.55	68.20	-33.65 Peak
2	2750.080	4.60	29.50	39.39	42.17	36.88	74.00	-37.12 Peak
3	5680.921	7.88	34.50	41.28	40.76	41.86	68.20	-26.34 Peak
4	7695.244	8.96	36.20	40.17	41.60	46.59	74.00	-27.41 Peak
5	10460.000	10.89	37.50	36.65	36.69	48.43	68.20	-19.77 peak
6	15690.000	13.79	41.09	39.55	37.92	53.25	74.00	-20.75 peak



Test Mode: 27; Polarity: Horizontal; Modulation:802.11ac; Bandwidth:80MHz; Channel:middle

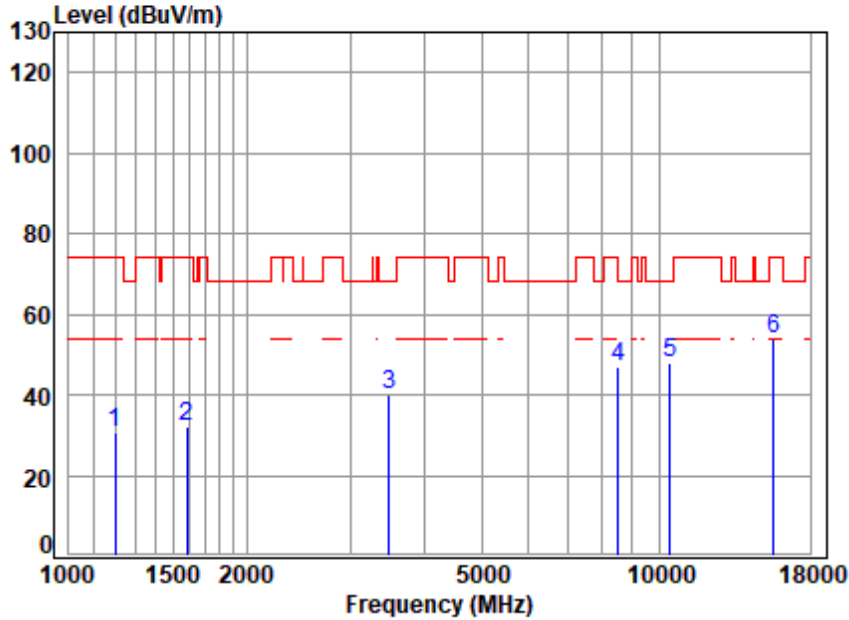


Site : chamber  
 Condition: 3m HORIZONTAL  
 Job No : 01105AT/01106AT  
 Mode : 5210 TX RSE  
 Note : 5G WIFI 11AC80

	Freq	Cable Loss	Ant Factor	Preamp Factor	Read Level	Limit Level	Over Limit	Remark
	MHz	dB	dB/m	dB	dBuV	dBuV/m	dBuV/m	dB
1	1245.663	2.87	24.49	38.59	42.34	31.11	68.20	-37.09 peak
2	1366.374	3.06	24.93	38.67	42.82	32.14	74.00	-41.86 peak
3	4316.859	6.60	33.60	40.54	40.60	40.26	74.00	-33.74 peak
4	8129.664	9.34	36.36	39.74	40.60	46.56	74.00	-27.44 peak
5	10420.000	10.86	37.50	36.63	37.07	48.80	68.20	-19.40 peak
6	15630.000	13.72	41.03	39.52	38.02	53.25	74.00	-20.75 peak



Test Mode: 27; Polarity: Vertical; Modulation:802.11ac; Bandwidth:80MHz; Channel:middle

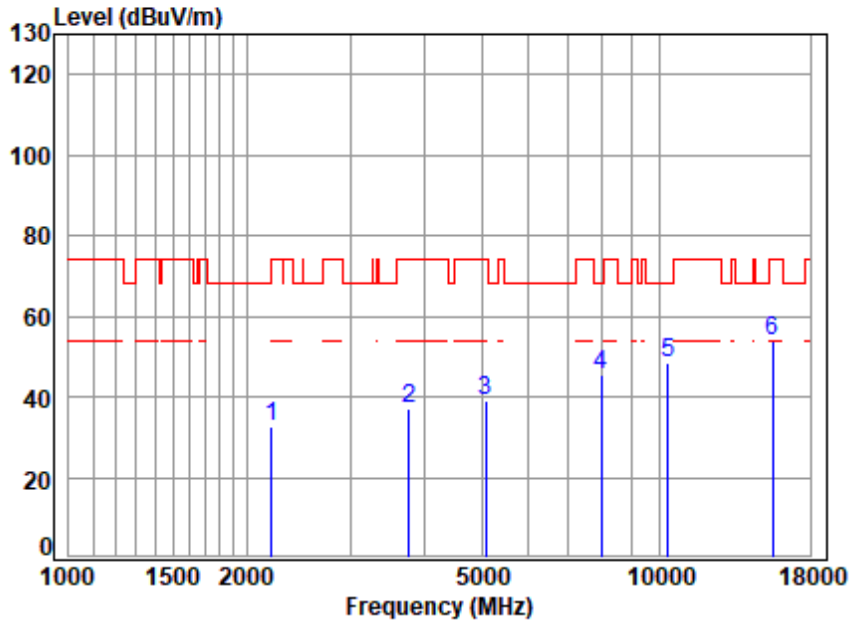


Site : chamber  
 Condition: 3m VERTICAL  
 Job No : 01105AT/01106AT  
 Mode : 5210 TX RSE  
 Note : 5G WIFI 11AC80

	Freq	Cable Loss	Ant Factor	Preamp Factor	Read Level	Limit Level	Over Limit	Remark
	MHz	dB	dB/m	dB	dBuV	dBuV/m	dBuV/m	dB
1	1199.726	2.80	24.40	38.56	41.98	30.62	74.00	-43.38 peak
2	1587.975	3.35	26.36	38.80	41.35	32.26	74.00	-41.74 peak
3	3485.601	5.58	31.77	39.92	42.52	39.95	68.20	-28.25 peak
4	8514.456	9.70	36.50	38.99	39.56	46.77	68.20	-21.43 peak
5	10420.000	10.86	37.50	36.63	36.13	47.86	68.20	-20.34 peak
6	15630.000	13.72	41.03	39.52	38.44	53.67	74.00	-20.33 peak



Test Mode: 27; Polarity: Horizontal; Modulation:802.11 ax(Full RU0); Bandwidth:20MHz; Channel:Low



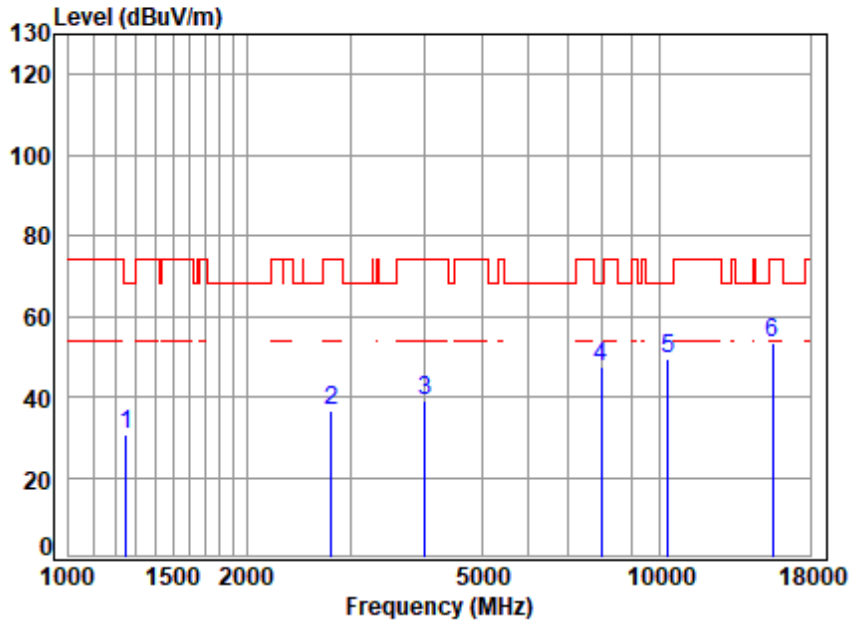
Site : chamber  
 Condition: 3m HORIZONTAL  
 Job No : 01105AT/01106AT  
 Mode : 5180 TX RSE  
 Note : 5G WIFI 11AX20

	Freq	Cable Loss	Ant Factor	Preamp Factor	Read Level	Limit Level	Over Limit	Remark
	MHz	dB	dB/m	dB	dBuV	dBuV/m	dBuV/m	dB
1	2207.723	4.05	28.20	39.12	39.41	74.00	-41.46	Peak
2	3768.513	5.98	32.61	40.13	38.67	74.00	-36.87	Peak
3	5075.317	7.29	34.15	41.03	38.74	74.00	-34.85	Peak
4	7989.893	9.21	36.20	40.01	39.91	68.20	-22.89	Peak
5	10360.000	10.81	37.46	36.59	36.95	68.20	-19.57	peak
6	15540.000	13.61	40.94	39.48	38.93	74.00	-20.00	peak





Test Mode: 27; Polarity: Vertical; Modulation:802.11ax(Full RU0); Bandwidth:20MHz; Channel:Low

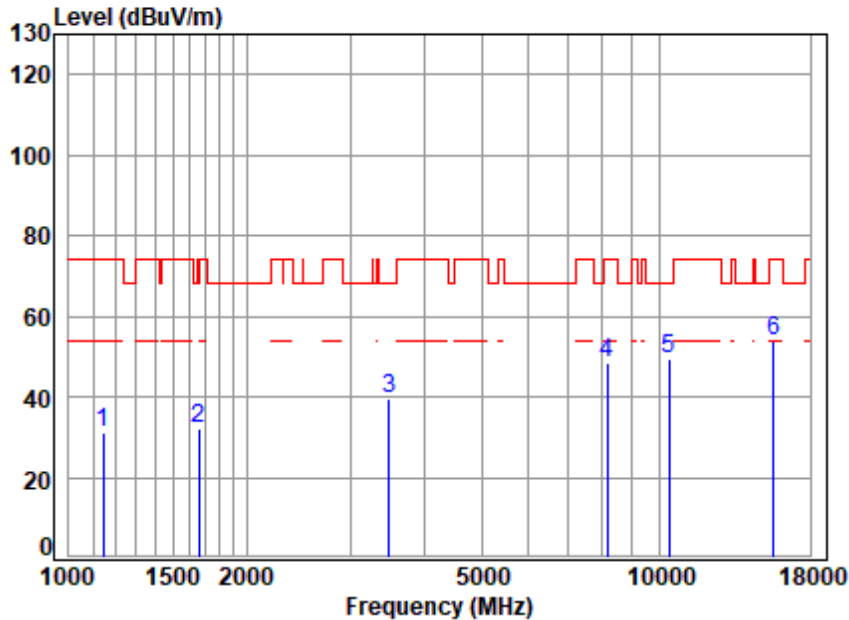


Site : chamber  
 Condition: 3m VERTICAL  
 Job No : 01105AT/01106AT  
 Mode : 5180 TX RSE  
 Note : 5G WIFI 11AX20

	Freq	Cable Loss	Ant Factor	Preamp Factor	Read Level	Limit Level	Over Limit	Remark
	MHz	dB	dB/m	dB	dBuV	dBuV/m	dBuV/m	dB
1	1249.269	2.88	24.50	38.59	41.70	30.49	68.20	-37.71 peak
2	2782.060	4.62	29.50	39.41	42.08	36.79	74.00	-37.21 Peak
3	4015.929	6.30	32.76	40.31	40.26	39.01	74.00	-34.99 peak
4	7966.832	9.19	36.20	40.02	42.04	47.41	68.20	-20.79 peak
5	10360.000	10.81	37.46	36.59	37.58	49.26	68.20	-18.94 peak
6	15540.000	13.61	40.94	39.48	38.53	53.60	74.00	-20.40 peak



Test Mode: 27; Polarity: Horizontal; Modulation:802.11ax(Full RU0); Bandwidth:20MHz; Channel:middle

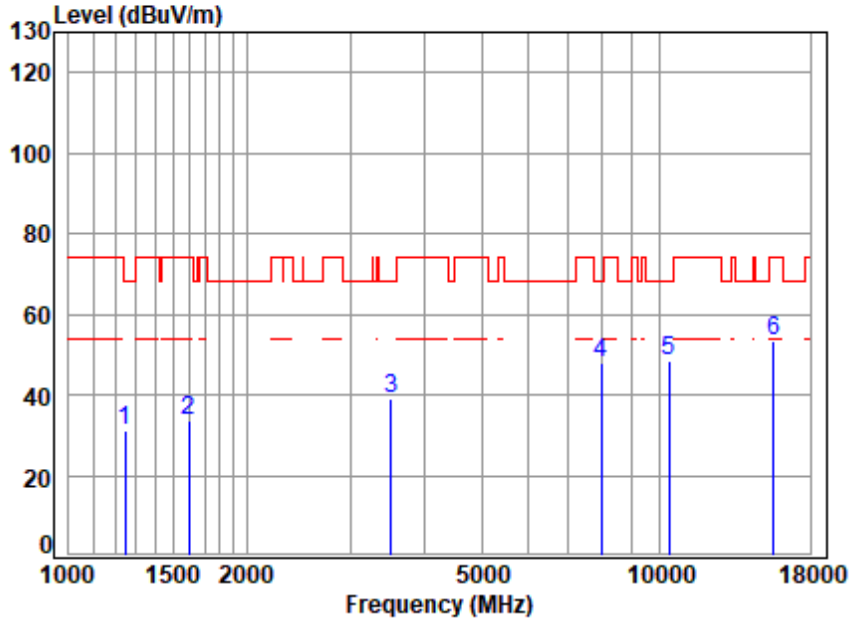


Site : chamber  
 Condition: 3m HORIZONTAL  
 Job No : 01105AT/01106AT  
 Mode : 5220 TX RSE  
 Note : 5G WIFI 11AX20

	Freq	Cable Loss	Ant Factor	Preamp Factor	Read Level	Limit Level	Over Limit	Remark
	MHz	dB	dB/m	dB	dBuV	dBuV/m	dBuV/m	dB
1	1142.201	2.70	24.17	38.52	42.73	31.08	74.00	-42.92 peak
2	1658.337	3.44	26.72	38.84	40.77	32.09	68.20	-36.11 peak
3	3485.601	5.58	31.77	39.92	42.09	39.52	68.20	-28.68 peak
4	8176.795	9.39	36.40	39.65	42.47	48.61	74.00	-25.39 peak
5	10400.000	10.84	37.50	36.62	37.47	49.19	68.20	-19.01 peak
6	15600.000	13.68	41.00	39.51	38.58	53.75	74.00	-20.25 peak



Test Mode: 27; Polarity: Vertical; Modulation:802.11ax(Full RU0); Bandwidth:20MHz; Channel:middle

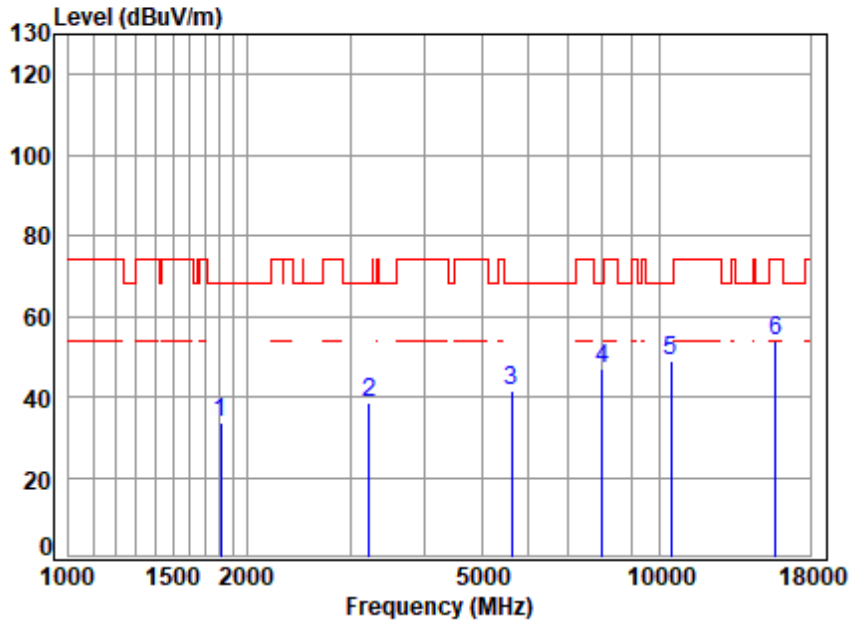


Site : chamber  
 Condition: 3m VERTICAL  
 Job No : 01105AT/01106AT  
 Mode : 5220 TX RSE  
 Note : 5G WIFI 11AX20

	Freq	Cable Loss	Ant Factor	Preamp Factor	Read Level	Limit Level	Over Limit	Remark
	MHz	dB	dB/m	dB	dBuV	dBuV/m	dBuV/m	dB
1	1245.663	2.87	24.49	38.59	42.53	31.30	68.20	-36.90 peak
2	1597.181	3.37	26.47	38.81	42.62	33.65	74.00	-40.35 peak
3	3515.957	5.62	31.80	39.94	41.37	38.85	68.20	-29.35 peak
4	7989.893	9.21	36.20	40.01	42.42	47.82	68.20	-20.38 peak
5	10400.000	10.84	37.50	36.62	36.96	48.68	68.20	-19.52 peak
6	15600.000	13.68	41.00	39.51	38.15	53.32	74.00	-20.68 peak



Test Mode: 27; Polarity: Horizontal; Modulation:802.11ax(Full RU0); Bandwidth:20MHz; Channel:High

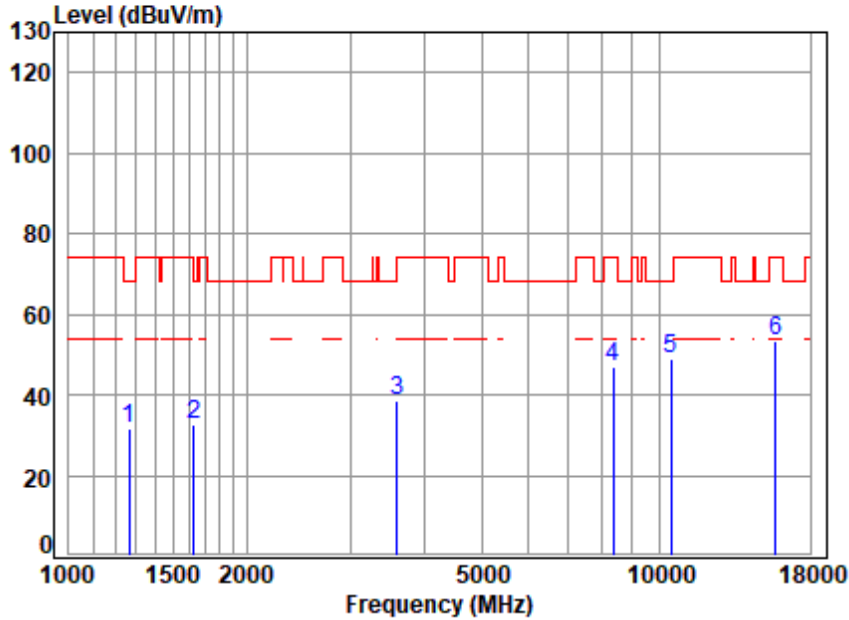


Site : chamber  
 Condition: 3m HORIZONTAL  
 Job No : 01105AT/01106AT  
 Mode : 5240 TX RSE  
 Note : 5G WIFI 11AX20

	Freq	Cable Loss	Ant Factor	Preamp Factor	Read Level	Limit Level	Over Limit	Remark
	MHz	dB	dB/m	dB	dBuV	dBuV/m	dBuV/m	dB
1	1808.551	3.61	27.05	38.91	41.72	33.47	68.20	-34.73 Peak
2	3223.928	5.18	31.50	39.70	41.35	38.33	68.20	-29.87 Peak
3	5631.875	7.83	34.50	41.26	40.57	41.64	68.20	-26.56 Peak
4	8013.020	9.23	36.20	39.97	41.71	47.17	68.20	-21.03 Peak
5	10480.000	10.90	37.50	36.66	37.10	48.84	68.20	-19.36 peak
6	15720.000	13.83	41.14	39.57	38.48	53.88	74.00	-20.12 peak



Test Mode: 27; Polarity: Vertical; Modulation:802.11ax(Full RU0); Bandwidth:20MHz; Channel:High

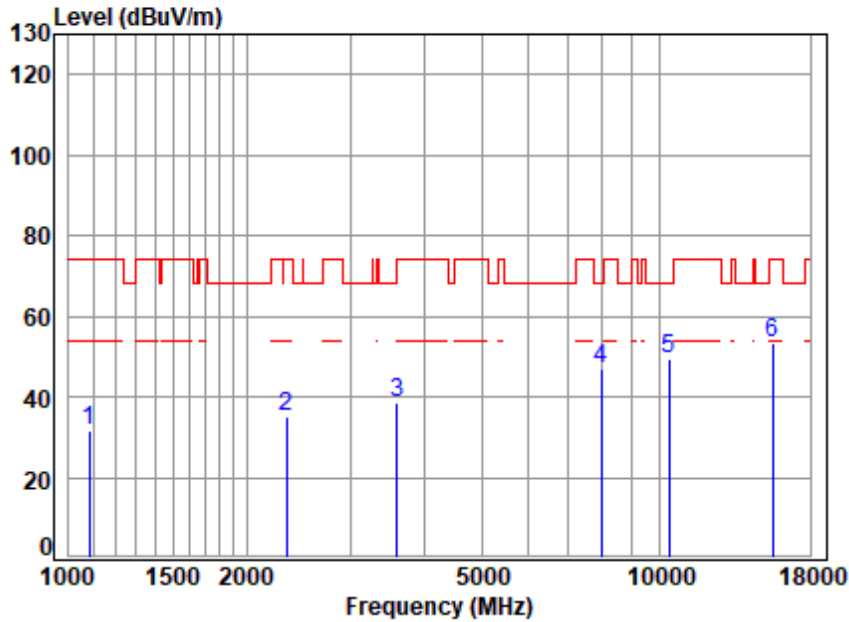


Site : chamber  
 Condition: 3m VERTICAL  
 Job No : 01105AT/01106AT  
 Mode : 5240 TX RSE  
 Note : 5G WIFI 11AX20

	Freq	Cable Loss	Ant Factor	Preamp Factor	Read Level	Limit Level	Over Limit	Remark
	MHz	dB	dB/m	dB	dBuV	dBuV/m	dBuV/m	dB
1	1263.796	2.90	24.56	38.60	42.74	31.60	68.20	-36.60 peak
2	1629.825	3.41	26.62	38.82	41.57	32.78	68.20	-35.42 peak
3	3598.203	5.74	31.90	40.01	41.03	38.66	68.20	-29.54 peak
4	8368.069	9.57	36.40	39.27	40.34	47.04	74.00	-26.96 peak
5	10480.000	10.90	37.50	36.66	37.01	48.75	68.20	-19.45 peak
6	15720.000	13.83	41.14	39.57	38.12	53.52	74.00	-20.48 peak



Test Mode: 27; Polarity: Horizontal; Modulation:802.11 ax(Full RU0); Bandwidth:40MHz; Channel:Low

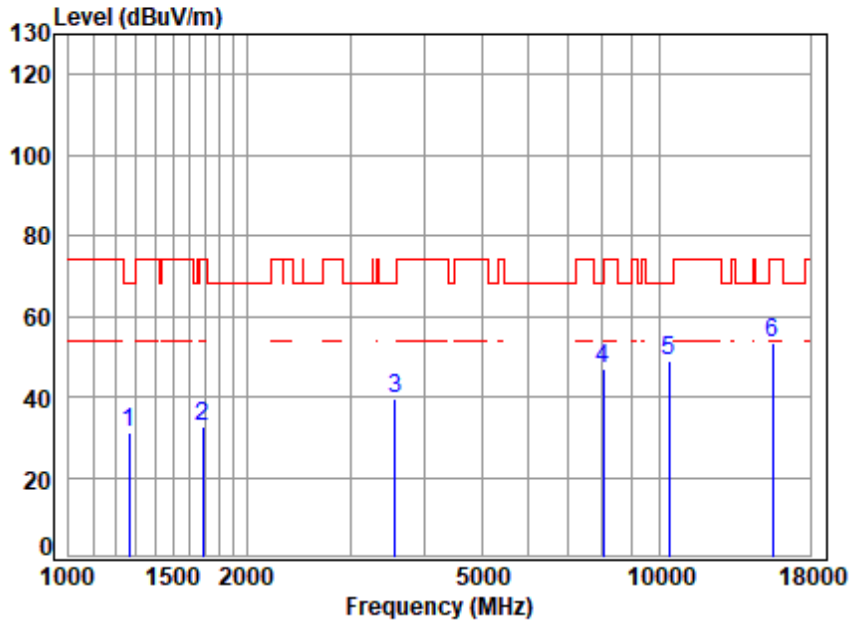


Site : chamber  
 Condition: 3m HORIZONTAL  
 Job No : 01105AT/01106AT  
 Mode : 5190 TX RSE  
 Note : 5G WIFI 11AX40

	Freq	Cable Loss	Ant Factor	Preamp Factor	Read Level	Limit Level	Over Limit	Remark
	MHz	dB	dB/m	dB	dBuV	dBuV/m	dBuV/m	dB
1	1084.295	2.60	24.12	38.47	43.35	31.60	74.00	-42.40 Peak
2	2339.107	4.20	28.56	39.19	41.74	35.31	74.00	-38.69 Peak
3	3598.203	5.74	31.90	40.01	40.83	38.46	68.20	-29.74 Peak
4	7966.832	9.19	36.20	40.02	41.45	46.82	68.20	-21.38 Peak
5	10380.000	10.83	37.48	36.60	37.66	49.37	68.20	-18.83 peak
6	15570.000	13.65	40.97	39.50	38.13	53.25	74.00	-20.75 peak



Test Mode: 27; Polarity: Vertical; Modulation:802.11ax(Full RU0); Bandwidth:40MHz; Channel:Low

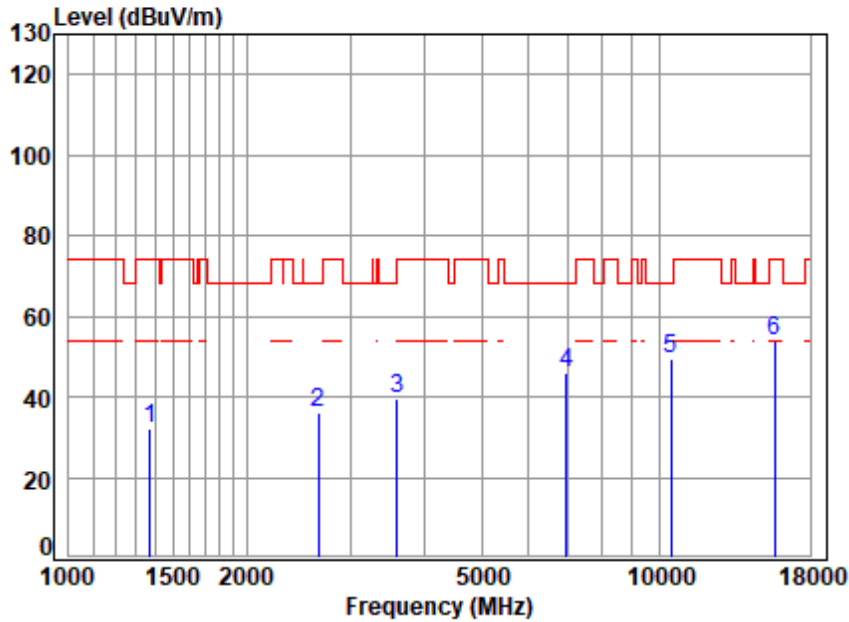


Site : chamber  
 Condition: 3m VERTICAL  
 Job No : 01105AT/01106AT  
 Mode : 5190 TX RSE  
 Note : 5G WIFI 11AX40

	Freq	Cable Loss	Ant Factor	Preamp Factor	Read Level	Limit Level	Over Limit	Remark
	MHz	dB	dB/m	dB	dBuV	dBuV/m	dBuV/m	dB
1	1267.454	2.91	24.57	38.61	42.12	30.99	68.20	-37.21 peak
2	1687.347	3.47	26.77	38.85	41.16	32.55	74.00	-41.45 peak
3	3567.138	5.69	31.83	39.98	41.78	39.32	68.20	-28.88 peak
4	8036.214	9.25	36.20	39.93	41.50	47.02	74.00	-26.98 peak
5	10380.000	10.83	37.48	36.60	37.37	49.08	68.20	-19.12 peak
6	15570.000	13.65	40.97	39.50	38.08	53.20	74.00	-20.80 peak



Test Mode: 27; Polarity: Horizontal; Modulation:802.11ax(Full RU0); Bandwidth:40MHz; Channel:High



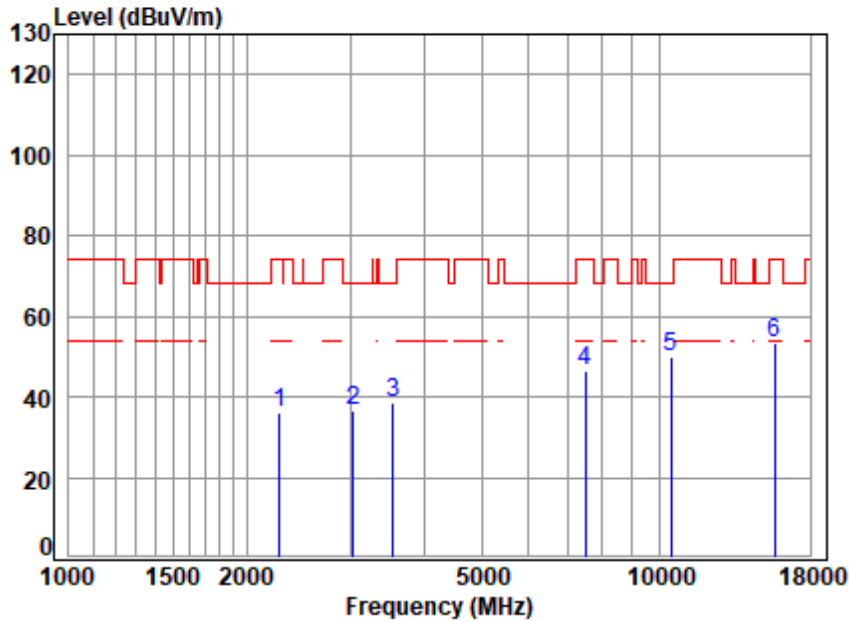
Site : chamber  
 Condition: 3m HORIZONTAL  
 Job No : 01105AT/01106AT  
 Mode : 5230 TX RSE  
 Note : 5G WIFI 11AX40

	Freq	Cable Loss	Ant Factor	Preamp Factor	Read Level	Limit Level	Over Limit	Remark
	MHz	dB	dB/m	dB	dBuV	dBuV/m	dBuV/m	dB
1	1370.328	3.06	24.94	38.67	42.98	32.31	74.00	-41.69 Peak
2	2648.664	4.50	29.60	39.35	41.46	36.21	68.20	-31.99 Peak
3	3598.203	5.74	31.90	40.01	41.82	39.45	68.20	-28.75 Peak
4	6954.852	8.31	35.71	40.63	42.37	45.76	68.20	-22.44 Peak
5	10460.000	10.89	37.50	36.65	37.45	49.19	68.20	-19.01 peak
6	15690.000	13.79	41.09	39.55	38.58	53.91	74.00	-20.09 peak





Test Mode: 27; Polarity: Vertical; Modulation:802.11ax(Full RU0); Bandwidth:40MHz; Channel:High

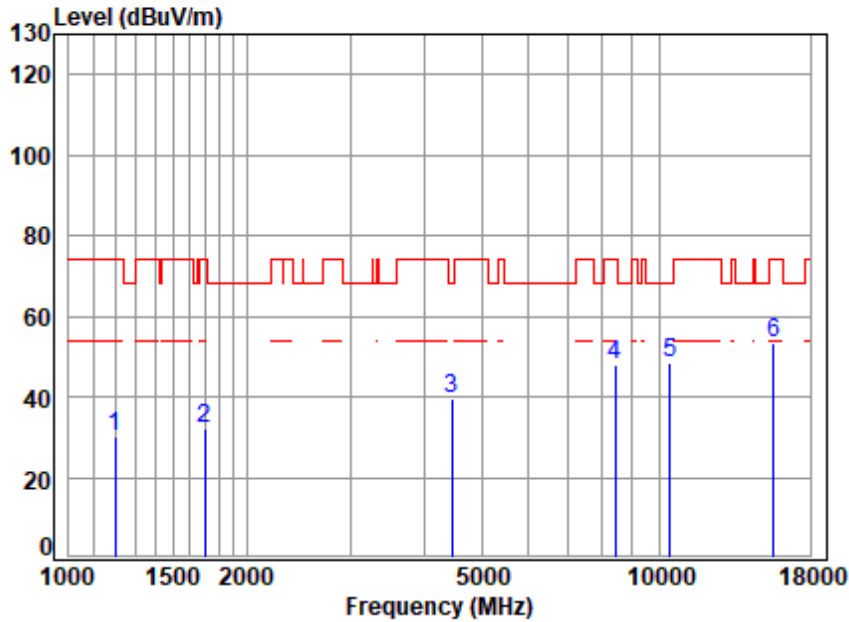


Site : chamber  
 Condition: 3m VERTICAL  
 Job No : 01105AT/01106AT  
 Mode : 5230 TX RSE  
 Note : 5G WIFI 11AX40

	Freq	Cable Loss	Ant Factor	Preamp Factor	Read Level	Limit Level	Over Limit	Remark
	MHz	dB	dB/m	dB	dBuV	dBuV/m	dBuV/m	dB
1	2272.466	4.12	28.29	39.16	42.71	35.96	74.00	-38.04 Peak
2	3034.063	4.87	31.14	39.53	40.34	36.82	68.20	-31.38 Peak
3	3536.341	5.65	31.80	39.96	40.83	38.32	68.20	-29.88 Peak
4	7497.646	8.78	36.00	40.29	41.74	46.23	74.00	-27.77 Peak
5	10460.000	10.89	37.50	36.65	38.03	49.77	68.20	-18.43 peak
6	15690.000	13.79	41.09	39.55	38.10	53.43	74.00	-20.57 peak



Test Mode: 27; Polarity: Horizontal; Modulation:802.11ax(Full RU0); Bandwidth:80MHz; Channel:middle

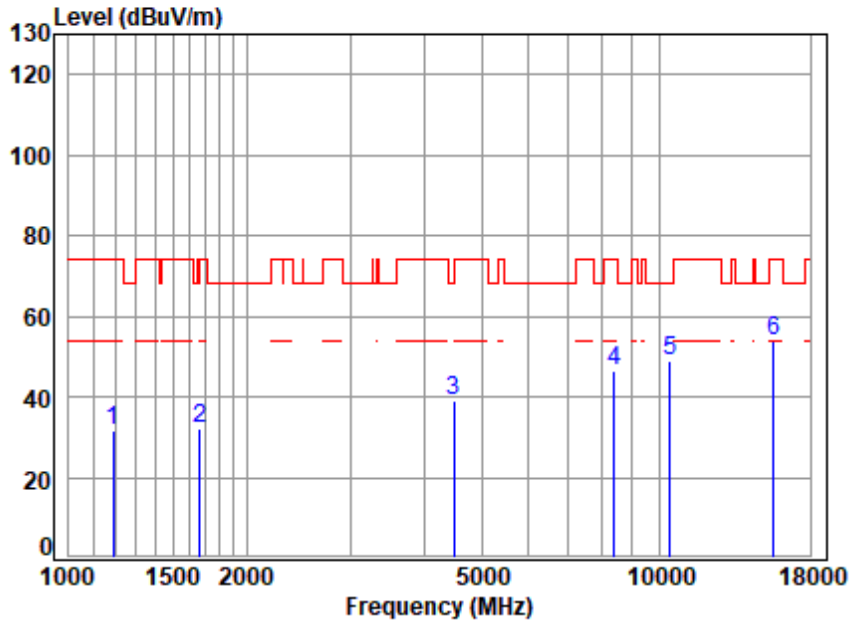


Site : chamber  
 Condition: 3m HORIZONTAL  
 Job No : 01105AT/01106AT  
 Mode : 5210 TX RSE  
 Note : 5G WIFI 11AX80

	Freq	Cable Loss	Ant Factor	Preamp Factor	Read Level	Limit Level	Over Limit	Remark
	MHz	dB	dB/m	dB	dBuV	dBuV/m	dBuV/m	dB
1	1196.264	2.79	24.39	38.56	41.70	30.32	74.00	-43.68 peak
2	1697.129	3.49	26.79	38.86	40.67	32.09	74.00	-41.91 peak
3	4456.315	6.73	33.50	40.64	40.08	39.67	68.20	-28.53 peak
4	8416.584	9.61	36.40	39.18	41.16	47.99	74.00	-26.01 peak
5	10420.000	10.86	37.50	36.63	36.57	48.30	68.20	-19.90 peak
6	15630.000	13.72	41.03	39.52	38.26	53.49	74.00	-20.51 peak



Test Mode: 27; Polarity: Vertical; Modulation:802.11ax(Full RU0); Bandwidth:80MHz; Channel:middle

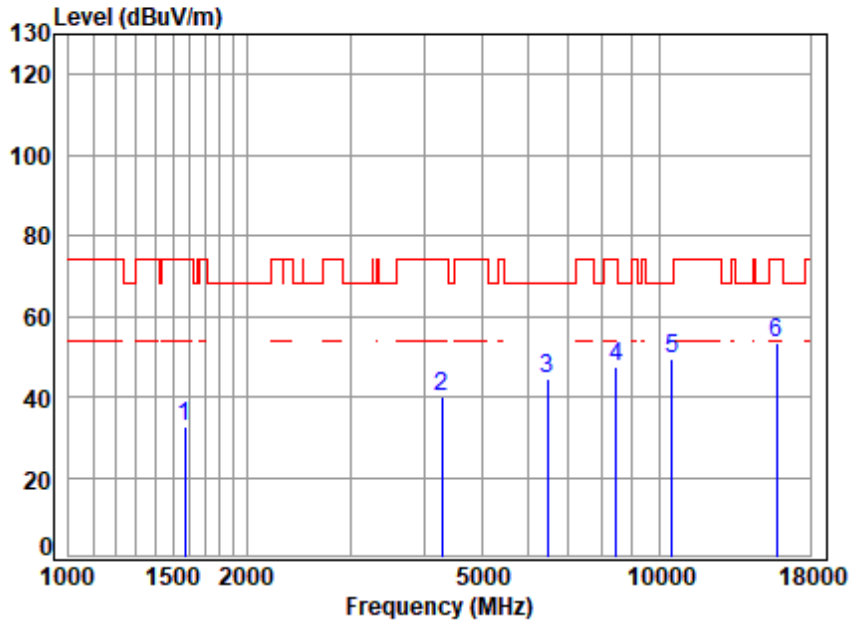


Site : chamber  
 Condition: 3m VERTICAL  
 Job No : 01105AT/01106AT  
 Mode : 5210 TX RSE  
 Note : 5G WIFI 11AX80

	Freq	Cable Loss	Ant Factor	Preamp Factor	Read Level	Limit Level	Over Limit	Remark
	MHz	dB	dB/m	dB	dBuV	dBuV/m	dBuV/m	dB
1	1189.368	2.78	24.36	38.55	42.93	31.52	74.00	-42.48 peak
2	1667.951	3.45	26.74	38.84	40.71	32.06	74.00	-41.94 peak
3	4482.150	6.75	33.50	40.66	39.44	39.03	68.20	-29.17 peak
4	8392.292	9.59	36.40	39.23	39.54	46.30	74.00	-27.70 peak
5	10420.000	10.86	37.50	36.63	37.24	48.97	68.20	-19.23 peak
6	15630.000	13.72	41.03	39.52	38.63	53.86	74.00	-20.14 peak



Test Mode: 29; Polarity: Horizontal; Modulation:802.11a; Bandwidth:20MHz; Channel:Low

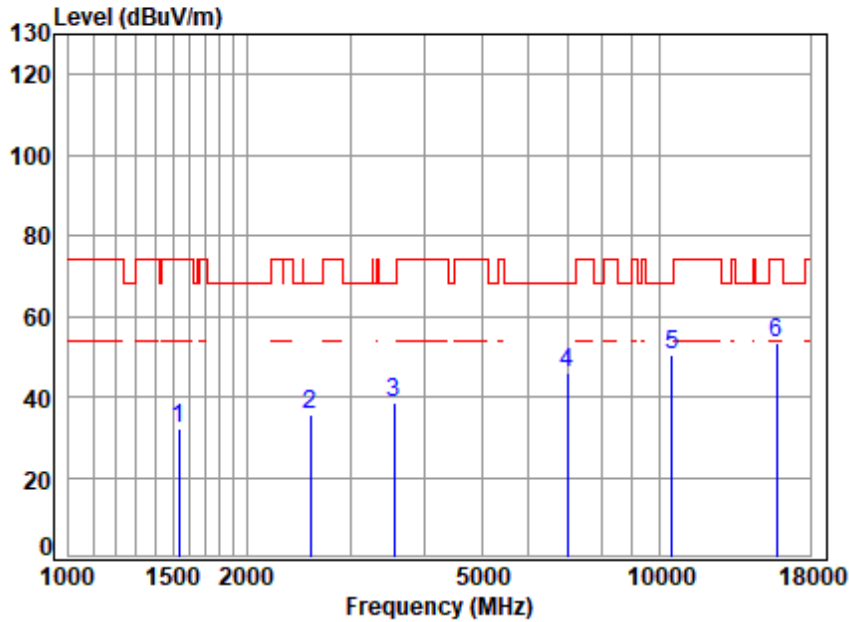


Site : chamber  
 Condition: 3m HORIZONTAL  
 Job No : 01105AT/01106AT  
 Mode : 5260 TX RSE  
 Note : 5G WIFI 11A

	Freq	Cable Loss	Ant Factor	Preamp Factor	Read Level	Limit Level	Over Limit	Remark
	MHz	dB	dB/m	dB	dBuV	dBuV/m	dBuV/m	dB
1	1574.265	3.34	26.19	38.79	41.88	32.62	74.00	-41.38 Peak
2	4291.977	6.57	33.60	40.52	40.31	39.96	74.00	-34.04 Peak
3	6470.026	8.24	35.44	41.01	41.88	44.55	68.20	-23.65 Peak
4	8440.945	9.63	36.40	39.13	40.43	47.33	74.00	-26.67 Peak
5	10520.000	10.93	37.52	36.68	37.42	49.19	68.20	-19.01 peak
6	15780.000	13.90	41.26	39.60	37.87	53.43	74.00	-20.57 peak



Test Mode: 29; Polarity: Vertical; Modulation:802.11a; Bandwidth:20MHz; Channel:Low

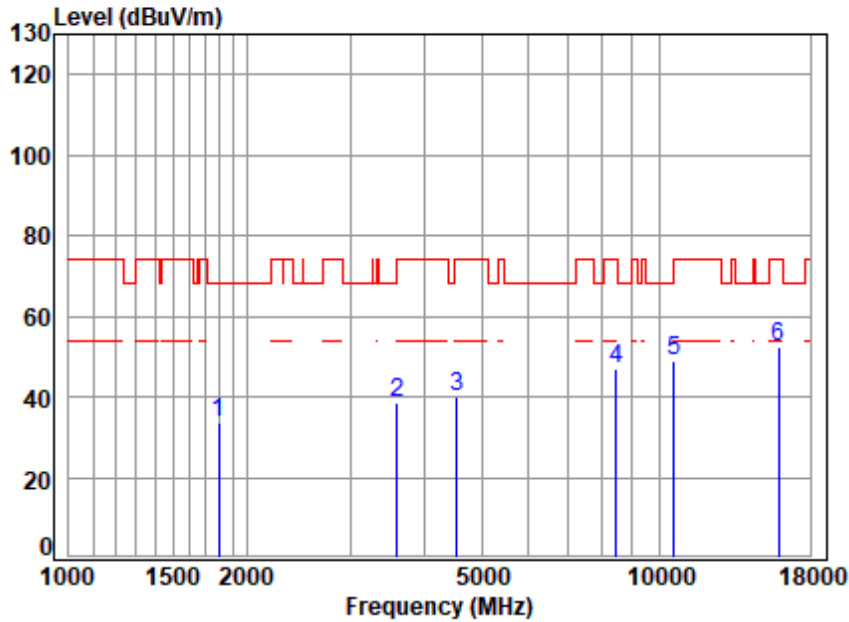


Site : chamber  
 Condition: 3m VERTICAL  
 Job No : 01105AT/01106AT  
 Mode : 5260 TX RSE  
 Note : 5G WIFI 11A

	Freq	Cable Loss	Ant Factor	Preamp Factor	Read Level	Limit Level	Over Limit	Remark
	MHz	dB	dB/m	dB	dBuV	dBuV/m	dBuV/m	dB
1	1538.281	3.29	25.78	38.77	42.00	32.30	74.00	-41.70 Peak
2	2565.777	4.42	29.53	39.31	41.08	35.72	68.20	-32.48 Peak
3	3556.843	5.68	31.81	39.97	41.19	38.71	68.20	-29.49 Peak
4	6974.982	8.32	35.75	40.62	42.32	45.77	68.20	-22.43 Peak
5	10520.000	10.93	37.52	36.68	38.56	50.33	68.20	-17.87 peak
6	15780.000	13.90	41.26	39.60	37.90	53.46	74.00	-20.54 peak



Test Mode: 29; Polarity: Horizontal; Modulation:802.11a; Bandwidth:20MHz; Channel:middle

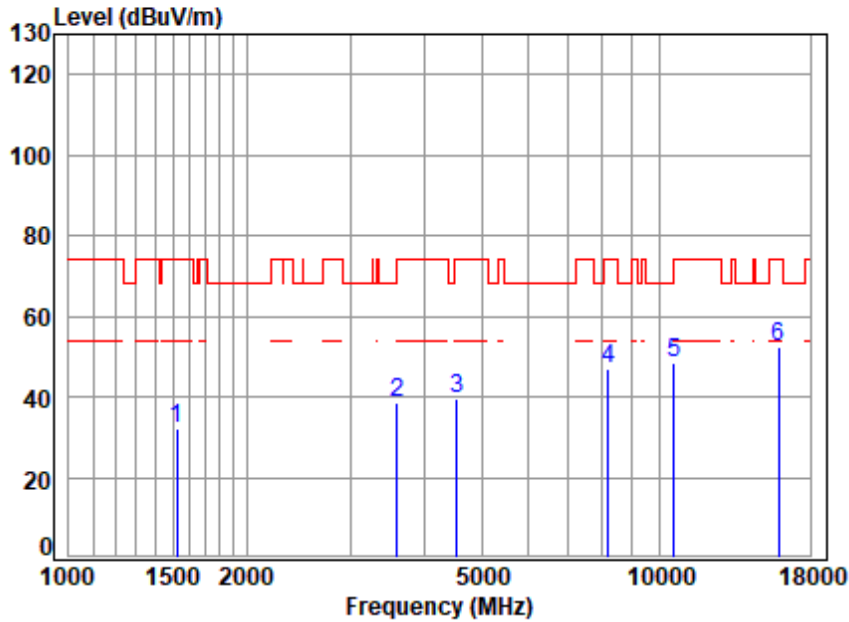


Site : chamber  
 Condition: 3m HORIZONTAL  
 Job No : 01105AT/01106AT  
 Mode : 5300 TX RSE  
 Note : 5G WIFI 11A

	Freq	Cable Loss	Ant Factor	Preamp Factor	Read Level	Limit Level	Over Line	Limit	Remark
	MHz	dB	dB/m	dB	dBuV	dBuV/m	dBuV/m	dB	
1	1792.937	3.59	26.97	38.91	41.93	33.58	68.20	-34.62	Peak
2	3598.203	5.74	31.90	40.01	40.76	38.39	68.20	-29.81	Peak
3	4547.396	6.81	33.41	40.70	40.31	39.83	74.00	-34.17	Peak
4	8440.945	9.63	36.40	39.13	39.89	46.79	74.00	-27.21	Peak
5	10600.000	10.98	37.60	36.72	37.18	49.04	68.20	-19.16	peak
6	15900.000	14.04	41.50	39.65	36.42	52.31	74.00	-21.69	peak



Test Mode: 29; Polarity: Vertical; Modulation:802.11a; Bandwidth:20MHz; Channel:middle

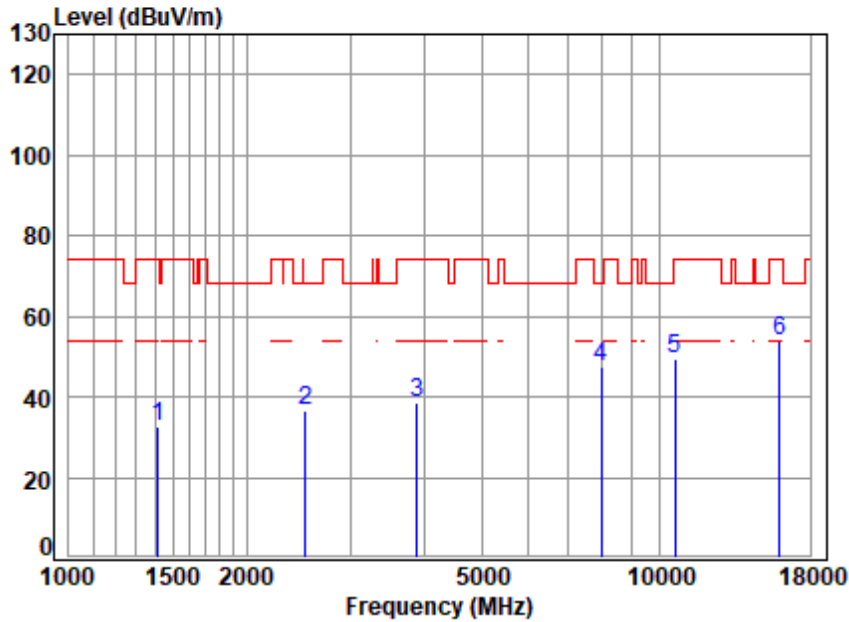


Site : chamber  
 Condition: 3m VERTICAL  
 Job No : 01105AT/01106AT  
 Mode : 5300 TX RSE  
 Note : 5G WIFI 11A

	Freq	Cable Loss	Ant Factor	Preamp Factor	Read Level	Limit Level	Over Limit	Remark
	MHz	dB	dB/m	dB	dBuV	dBuV/m	dBuV/m	dB
1	1525.000	3.27	25.65	38.77	41.88	32.03	74.00	-41.97 Peak
2	3598.203	5.74	31.90	40.01	41.17	38.80	68.20	-29.40 Peak
3	4547.396	6.81	33.41	40.70	39.91	39.43	74.00	-34.57 Peak
4	8200.463	9.41	36.40	39.60	40.56	46.77	74.00	-27.23 Peak
5	10600.000	10.98	37.60	36.72	36.36	48.22	68.20	-19.98 peak
6	15900.000	14.04	41.50	39.65	36.62	52.51	74.00	-21.49 peak



Test Mode: 29; Polarity: Horizontal; Modulation:802.11a; Bandwidth:20MHz; Channel:High



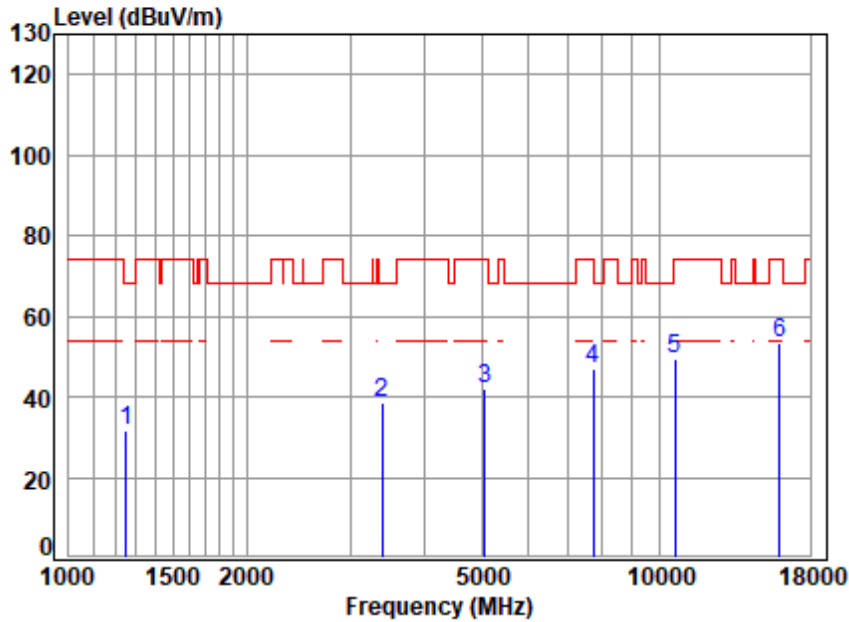
Site : chamber  
 Condition: 3m HORIZONTAL  
 Job No : 01105AT/01106AT  
 Mode : 5320 TX RSE  
 Note : 5G WIFI 11A

	Freq	Cable Loss	Ant Factor	Preamp Factor	Read Level	Limit Level	Over Limit	Remark
	MHz	dB	dB/m	dB	dBuV	dBuV/m	dBuV/m	dB
1	1414.597	3.13	25.06	38.70	42.94	32.43	74.00	-41.57 Peak
2	2514.386	4.37	29.43	39.28	42.13	36.65	68.20	-31.55 Peak
3	3890.255	6.14	32.62	40.22	40.15	38.69	74.00	-35.31 Peak
4	7966.832	9.19	36.20	40.02	41.86	47.23	68.20	-20.97 Peak
5	10640.000	11.01	37.60	36.74	37.57	49.44	74.00	-24.56 peak
6	15960.000	14.11	41.56	39.68	37.74	53.73	74.00	-20.27 peak





Test Mode: 29; Polarity: Vertical; Modulation:802.11a; Bandwidth:20MHz; Channel:High

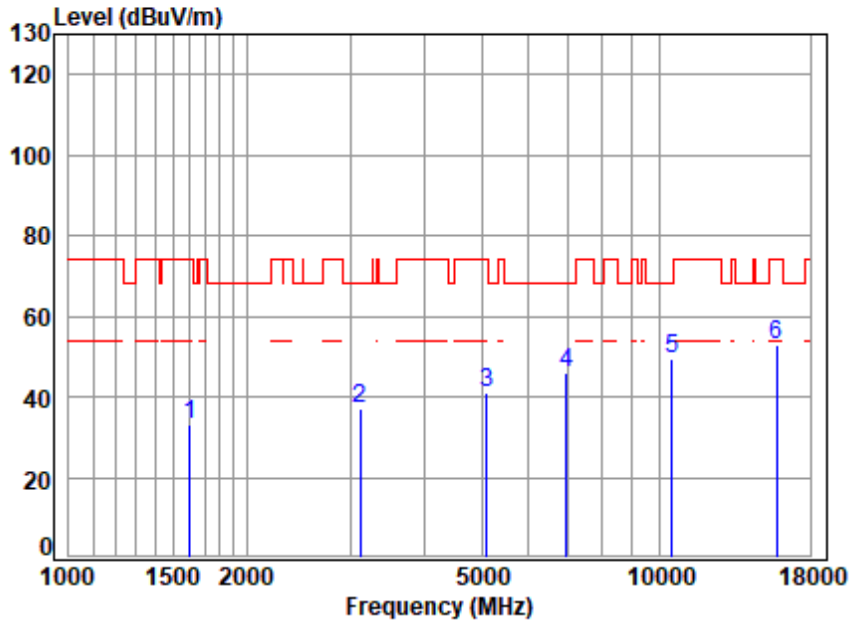


Site : chamber  
 Condition: 3m VERTICAL  
 Job No : 01105AT/01106AT  
 Mode : 5320 TX RSE  
 Note : 5G WIFI 11A

	Freq	Cable Loss	Ant Factor	Preamp Factor	Read Level	Limit Level	Over Limit	Remark
	MHz	dB	dB/m	dB	dBuV	dBuV/m	dBuV/m	dB
1	1249.269	2.88	24.50	38.59	42.99	31.78	68.20	-36.42 Peak
2	3396.098	5.44	31.69	39.84	41.35	38.64	68.20	-29.56 Peak
3	5060.668	7.27	34.18	41.03	41.77	42.19	74.00	-31.81 Peak
4	7739.857	9.00	36.20	40.15	41.89	46.94	74.00	-27.06 Peak
5	10640.000	11.01	37.60	36.74	37.68	49.55	74.00	-24.45 peak
6	15960.000	14.11	41.56	39.68	37.40	53.39	74.00	-20.61 peak



Test Mode: 29; Polarity: Horizontal; Modulation:802.11n; Bandwidth:20MHz; Channel:Low

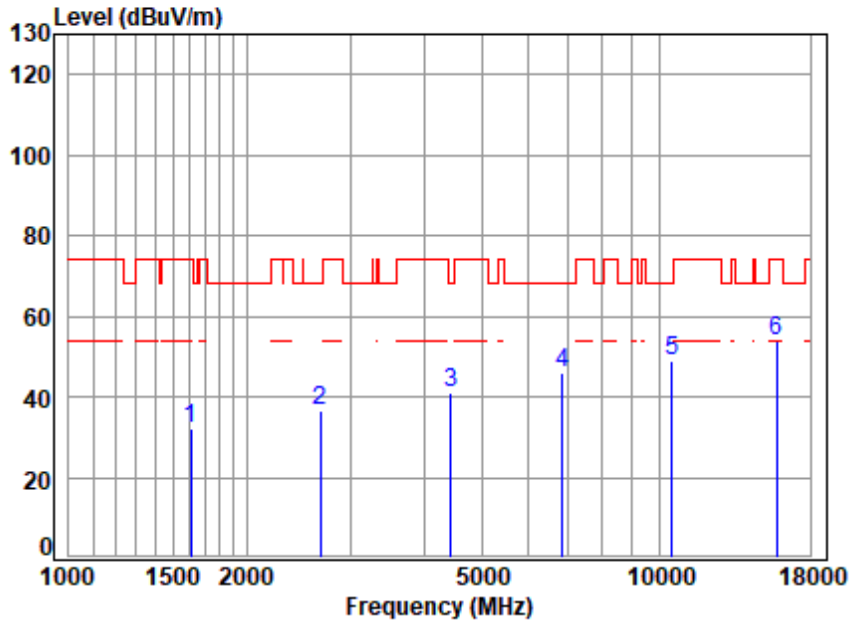


Site : chamber  
 Condition: 3m HORIZONTAL  
 Job No : 01105AT/01106AT  
 Mode : 5260 TX RSE  
 Note : 5G WIFI 11N20

	Freq	Cable Loss	Ant Factor	Preamp Factor	Read Level	Limit Level	Over Limit	Remark
	MHz	dB	dB/m	dB	dBuV	dBuV/m	dBuV/m	dB
1	1601.804	3.37	26.51	38.81	41.87	32.94	74.00	-41.06 Peak
2	3114.025	5.00	31.40	39.60	40.27	37.07	68.20	-31.13 Peak
3	5104.741	7.32	34.09	41.05	40.67	41.03	74.00	-32.97 Peak
4	6954.852	8.31	35.71	40.63	42.47	45.86	68.20	-22.34 Peak
5	10520.000	10.93	37.52	36.68	37.78	49.55	68.20	-18.65 peak
6	15780.000	13.90	41.26	39.60	37.53	53.09	74.00	-20.91 peak



Test Mode: 29; Polarity: Vertical; Modulation:802.11n; Bandwidth:20MHz; Channel:Low

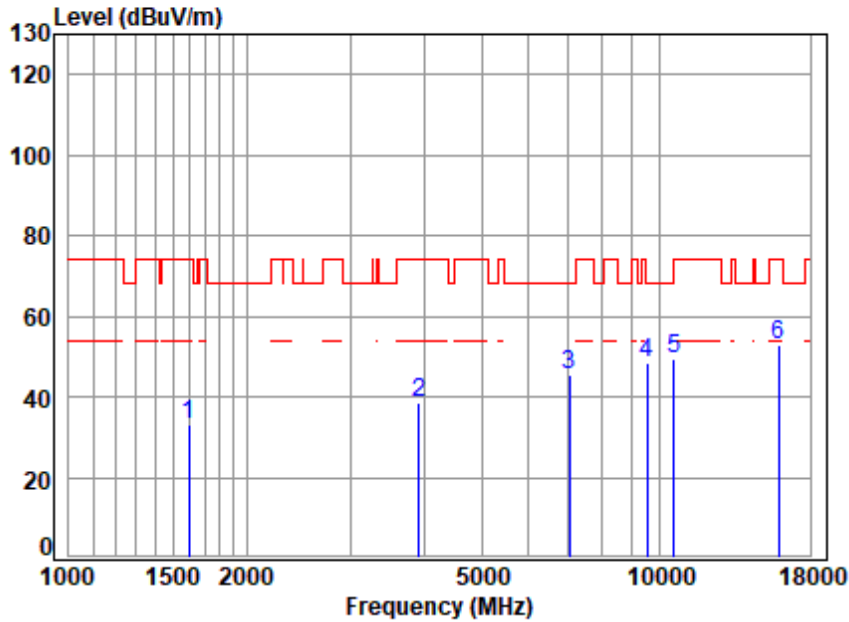


Site : chamber  
 Condition: 3m VERTICAL  
 Job No : 01105AT/01106AT  
 Mode : 5260TX RSE  
 Note : 5G WIFI 11N20

	Freq	Cable Loss	Ant Factor	Preamp Factor	Read Level	Limit Level	Over Limit	Remark
	MHz	dB	dB/m	dB	dBuV	dBuV/m	dBuV/m	dB
1	1611.091	3.38	26.54	38.81	41.17	32.28	74.00	-41.72 Peak
2	2664.019	4.52	29.57	39.35	41.88	36.62	68.20	-31.58 Peak
3	4443.453	6.72	33.50	40.63	41.50	41.09	68.20	-27.11 Peak
4	6855.063	8.30	35.60	40.71	42.76	45.95	68.20	-22.25 Peak
5	10520.000	10.93	37.52	36.68	37.07	48.84	68.20	-19.36 peak
6	15780.000	13.90	41.26	39.60	38.38	53.94	74.00	-20.06 peak



Test Mode: 29; Polarity: Horizontal; Modulation:802.11n; Bandwidth:20MHz; Channel:middle

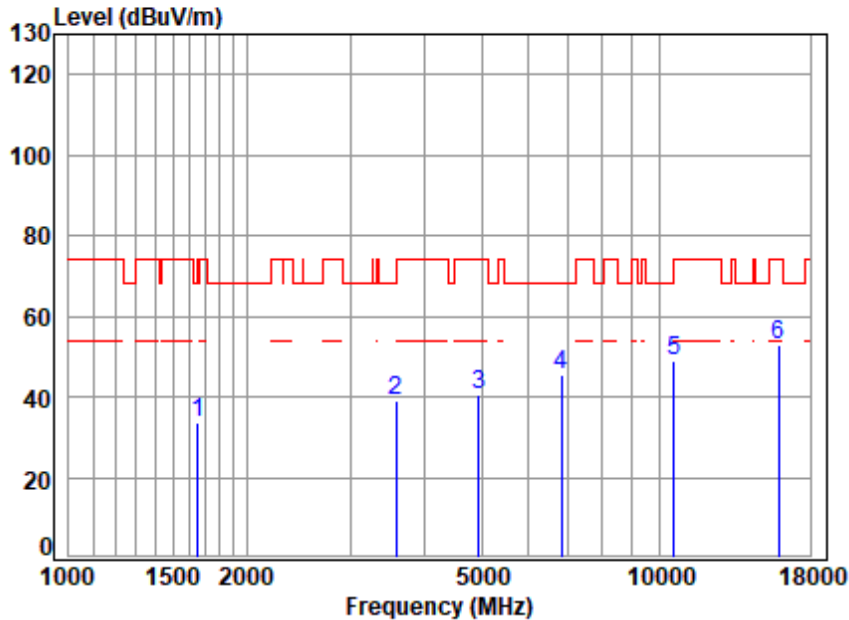


Site : chamber  
 Condition: 3m HORIZONTAL  
 Job No : 01105AT/01106AT  
 Mode : 5300 TX RSE  
 Note : 5G WIFI 11N20

	Freq	Cable Loss	Ant Factor	Preamp Factor	Read Level	Limit Level	Over Limit	Remark
	MHz	dB	dB/m	dB	dBuV	dBuV/m	dBuV/m	dB
1	1597.181	3.37	26.47	38.81	41.94	32.97	74.00	-41.03 Peak
2	3924.135	6.18	32.60	40.25	39.87	38.40	74.00	-35.60 Peak
3	7035.727	8.35	35.87	40.58	41.96	45.60	68.20	-22.60 Peak
4	9530.432	10.36	37.14	37.18	38.22	48.54	68.20	-19.66 Peak
5	10600.000	10.98	37.60	36.72	37.68	49.54	68.20	-18.66 peak
6	15900.000	14.04	41.50	39.65	36.82	52.71	74.00	-21.29 peak



Test Mode: 29; Polarity: Vertical; Modulation:802.11n; Bandwidth:20MHz; Channel:middle

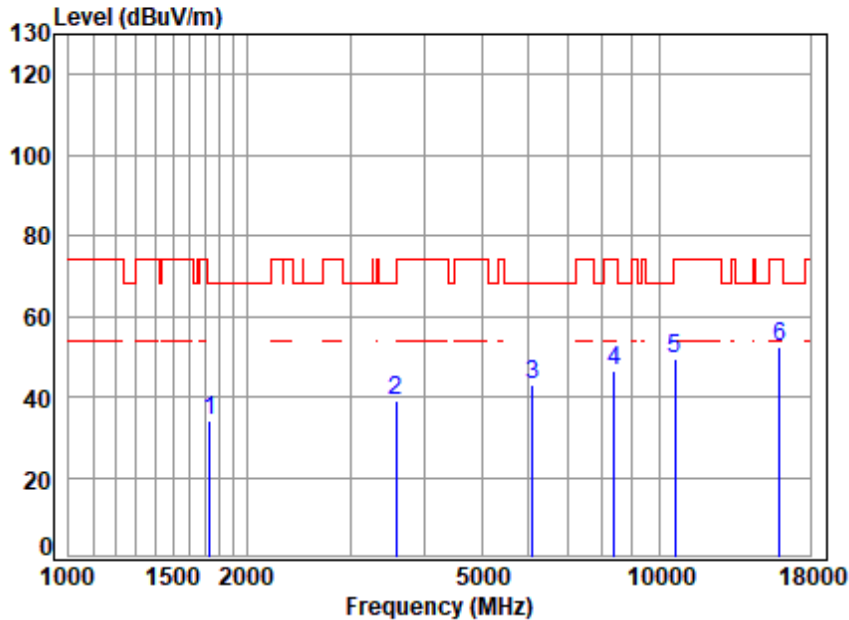


Site : chamber  
 Condition: 3m VERTICAL  
 Job No : 01105AT/01106AT  
 Mode : 5300 TX RSE  
 Note : 5G WIFI 11N20

	Freq	Cable Loss	Ant Factor	Preamp Factor	Read Level	Limit Level	Over Limit	Remark
	MHz	dB	dB/m	dB	dBuV	dBuV/m	dBuV/m	dB
1	1653.550	3.43	26.71	38.84	42.32	33.62	68.20	-34.58 Peak
2	3577.463	5.71	31.86	39.99	41.41	38.99	68.20	-29.21 Peak
3	4944.993	7.16	34.19	40.97	40.22	40.60	74.00	-33.40 Peak
4	6815.551	8.29	35.53	40.74	42.64	45.72	68.20	-22.48 Peak
5	10600.000	10.98	37.60	36.72	36.93	48.79	68.20	-19.41 peak
6	15900.000	14.04	41.50	39.65	37.09	52.98	74.00	-21.02 peak



Test Mode: 29; Polarity: Horizontal; Modulation:802.11n; Bandwidth:20MHz; Channel:High

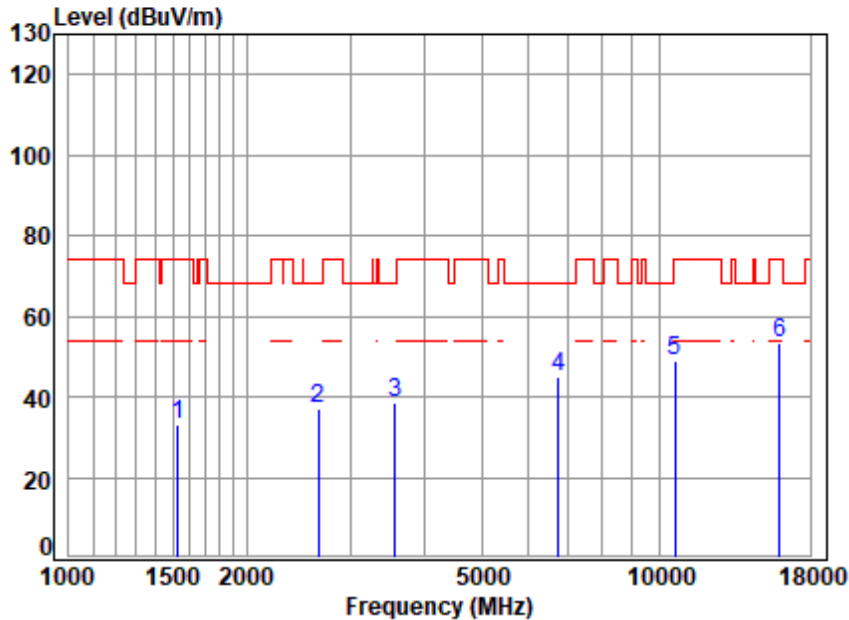


Site : chamber  
 Condition: 3m HORIZONTAL  
 Job No : 01105AT/01106AT  
 Mode : 5320 TX RSE  
 Note : 5G WIFI 11N20

	Freq	Cable Loss	Ant Factor	Preamp Factor	Read Level	Limit Level	Over Limit	Remark
	MHz	dB	dB/m	dB	dBuV	dBuV/m	dBuV/m	dB
1	1731.816	3.53	26.80	38.88	42.56	34.01	68.20	-34.19 Peak
2	3577.463	5.71	31.86	39.99	41.59	39.17	68.20	-29.03 Peak
3	6106.616	8.18	35.11	41.31	40.78	42.76	68.20	-25.44 Peak
4	8392.292	9.59	36.40	39.23	39.51	46.27	74.00	-27.73 Peak
5	10640.000	11.01	37.60	36.74	37.35	49.22	74.00	-24.78 peak
6	15960.000	14.11	41.56	39.68	36.48	52.47	74.00	-21.53 peak



Test Mode: 29; Polarity: Vertical; Modulation:802.11n; Bandwidth:20MHz; Channel:High

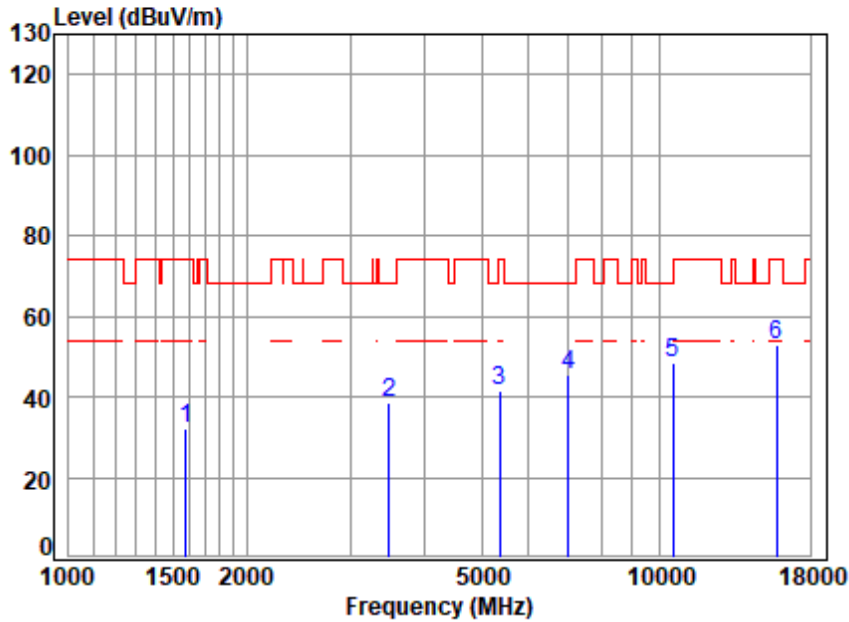


Site : chamber  
 Condition: 3m VERTICAL  
 Job No : 01105AT/01106AT  
 Mode : 5320 TX RSE  
 Note : 5G WIFI 11N20

	Freq	Cable Loss	Ant Factor	Preamp Factor	Read Level	Limit Level	Over Limit	Remark
	MHz	dB	dB/m	dB	dBuV	dBuV/m	dBuV/m	dB
1	1529.414	3.28	25.70	38.77	42.76	32.97	74.00	-41.03 Peak
2	2648.664	4.50	29.60	39.35	42.18	36.93	68.20	-31.27 Peak
3	3567.138	5.69	31.83	39.98	40.88	38.42	68.20	-29.78 Peak
4	6737.207	8.28	35.53	40.80	42.03	45.04	68.20	-23.16 Peak
5	10640.000	11.01	37.60	36.74	36.89	48.76	74.00	-25.24 peak
6	15960.000	14.11	41.56	39.68	37.42	53.41	74.00	-20.59 peak



Test Mode: 29; Polarity: Horizontal; Modulation:802.11n; Bandwidth:40MHz; Channel:Low



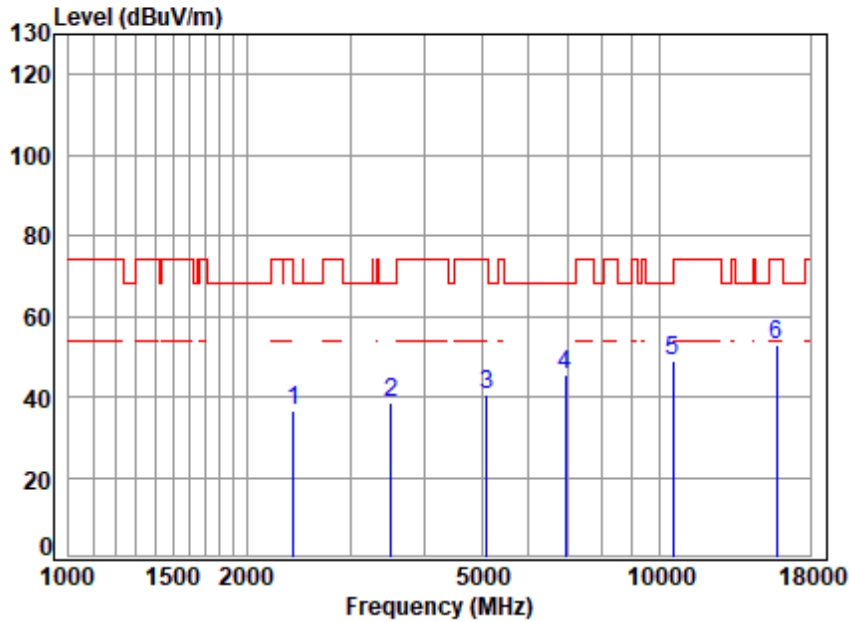
Site : chamber  
 Condition: 3m HORIZONTAL  
 Job No : 01105AT/01106AT  
 Mode : 5270 TX RSE  
 Note : 5G WIFI 11N40

	Freq	Cable Loss	Ant Factor	Preamp Factor	Read Level	Limit Level	Over Limit	Remark
	MHz	dB	dB/m	dB	dBuV	dBuV/m	dBuV/m	dB
1	1578.822	3.34	26.25	38.80	41.10	31.89	74.00	-42.11 Peak
2	3485.601	5.58	31.77	39.92	40.90	38.33	68.20	-29.87 Peak
3	5361.833	7.57	34.35	41.15	40.97	41.74	74.00	-32.26 Peak
4	7015.420	8.33	35.83	40.59	42.11	45.68	68.20	-22.52 Peak
5	10540.000	10.94	37.54	36.69	36.53	48.32	68.20	-19.88 peak
6	15810.000	13.93	41.32	39.61	37.16	52.80	74.00	-21.20 peak





Test Mode: 29; Polarity: Vertical; Modulation:802.11n; Bandwidth:40MHz; Channel:Low

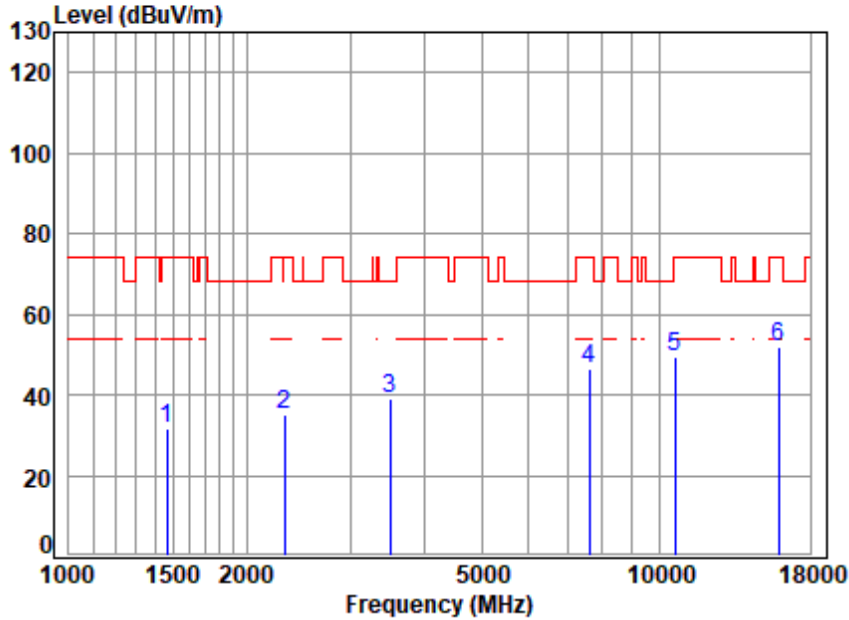


Site : chamber  
 Condition: 3m VERTICAL  
 Job No : 01105AT/01106AT  
 Mode : 5270 TX RSE  
 Note : 5G WIFI 11N40

	Freq	Cable Loss	Ant Factor	Preamp Factor	Read Level	Level	Limit Line	Over Limit	Remark
	MHz	dB	dB/m	dB	dBuV	dBuV/m	dBuV/m	dB	
1	2400.753	4.26	28.80	39.23	42.84	36.67	68.20	-31.53	Peak
2	3515.957	5.62	31.80	39.94	41.15	38.63	68.20	-29.57	Peak
3	5104.741	7.32	34.09	41.05	40.27	40.63	74.00	-33.37	Peak
4	6934.778	8.31	35.67	40.65	42.10	45.43	68.20	-22.77	Peak
5	10540.000	10.94	37.54	36.69	37.24	49.03	68.20	-19.17	peak
6	15810.000	13.93	41.32	39.61	37.33	52.97	74.00	-21.03	peak



Test Mode: 29; Polarity: Horizontal; Modulation:802.11n; Bandwidth:40MHz; Channel:High

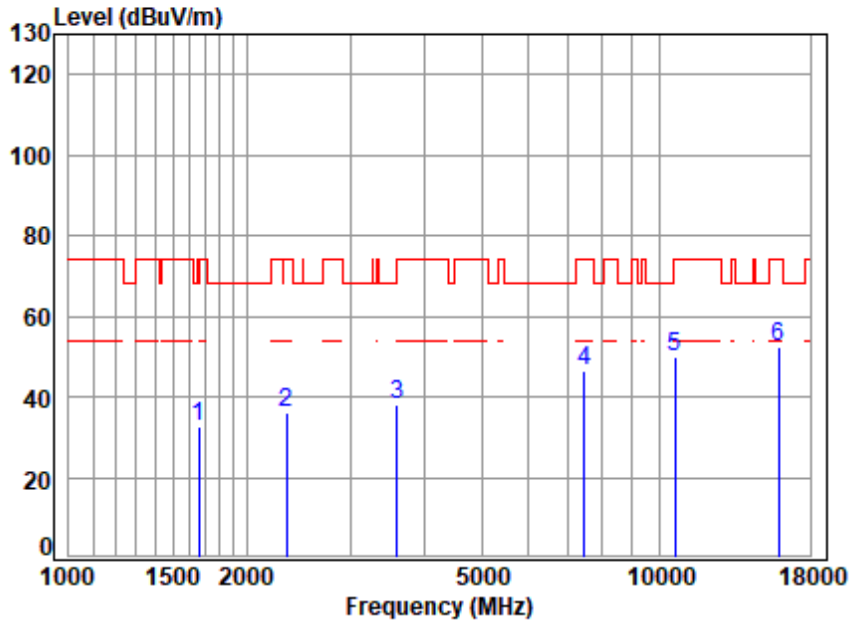


Site : chamber  
 Condition: 3m HORIZONTAL  
 Job No : 01105AT/01106AT  
 Mode : 5310 TX RSE  
 Note : 5G WIFI 11N40

	Freq	Cable Loss	Ant Factor	Preamp Factor	Read Level	Limit Level	Over Limit	Remark
	MHz	dB	dB/m	dB	dBuV	dBuV/m	dBuV/m	dB
1	1468.761	3.20	25.28	38.73	41.68	31.43	74.00	-42.57 Peak
2	2318.912	4.17	28.48	39.18	41.39	34.86	74.00	-39.14 Peak
3	3495.691	5.59	31.79	39.93	41.46	38.91	68.20	-29.29 Peak
4	7606.788	8.88	36.11	40.23	41.61	46.37	74.00	-27.63 Peak
5	10620.000	11.00	37.60	36.73	37.40	49.27	74.00	-24.73 peak
6	15930.000	14.08	41.53	39.67	36.18	52.12	74.00	-21.88 peak



Test Mode: 29; Polarity: Vertical; Modulation:802.11n; Bandwidth:40MHz; Channel:High

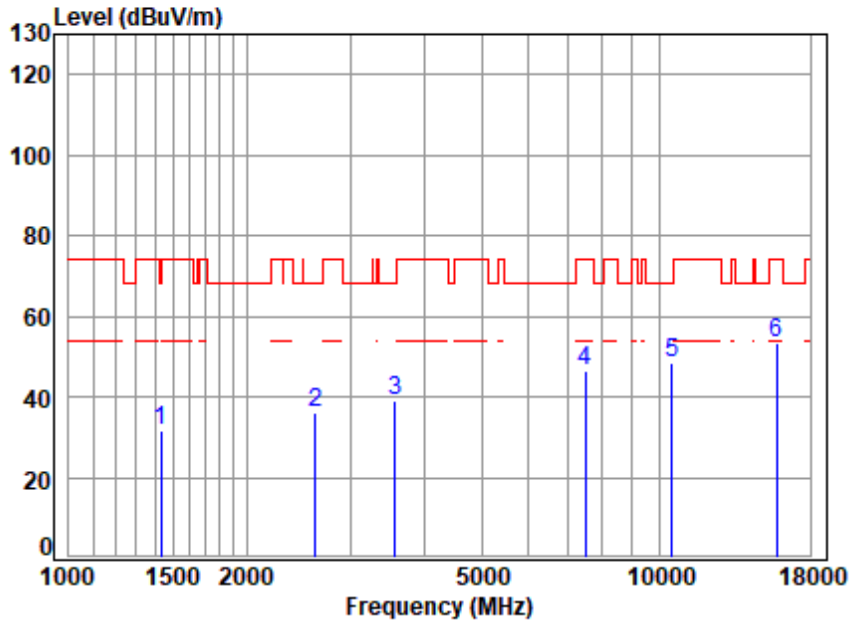


Site : chamber  
 Condition: 3m VERTICAL  
 Job No : 01105AT/01106AT  
 Mode : 5310 TX RSE  
 Note : 5G WIFI 11N40

	Freq	Cable Loss	Ant Factor	Preamp Factor	Read Level	Limit Level	Over Limit	Remark
	MHz	dB	dB/m	dB	dBuV	dBuV/m	dBuV/m	dB
1	1658.337	3.44	26.72	38.84	41.20	32.52	68.20	-35.68 Peak
2	2339.107	4.20	28.56	39.19	42.57	36.14	74.00	-37.86 Peak
3	3598.203	5.74	31.90	40.01	40.65	38.28	68.20	-29.92 Peak
4	7476.006	8.76	35.95	40.30	41.94	46.35	74.00	-27.65 Peak
5	10620.000	11.00	37.60	36.73	38.24	50.11	74.00	-23.89 peak
6	15930.000	14.08	41.53	39.67	36.31	52.25	74.00	-21.75 peak



Test Mode: 29; Polarity: Horizontal; Modulation:802.11ac; Bandwidth:20MHz; Channel:Low

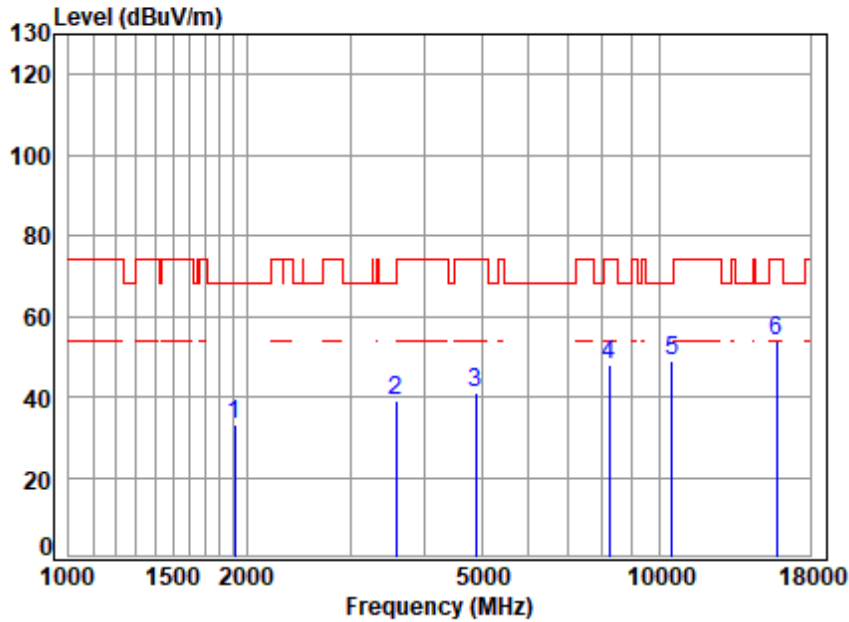


Site : chamber  
 Condition: 3m HORIZONTAL  
 Job No : 01105AT/01106AT  
 Mode : 5260 TX RSE  
 Note : 5G WIFI 11AC20

	Freq	Cable Loss	Ant Factor	Preamp Factor	Read Level	Limit Level	Over Limit	Remark
	MHz	dB	dB/m	dB	dBuV	dBuV/m	dBuV/m	dB
1	1431.047	3.15	25.13	38.71	41.85	31.42	68.20	-36.78 Peak
2	2618.218	4.47	29.60	39.33	41.29	36.03	68.20	-32.17 Peak
3	3567.138	5.69	31.83	39.98	41.43	38.97	68.20	-29.23 Peak
4	7497.646	8.78	36.00	40.29	42.06	46.55	74.00	-27.45 Peak
5	10520.000	10.93	37.52	36.68	36.89	48.66	68.20	-19.54 peak
6	15780.000	13.90	41.26	39.60	37.79	53.35	74.00	-20.65 peak



Test Mode: 29; Polarity: Vertical; Modulation:802.11ac; Bandwidth:20MHz; Channel:Low

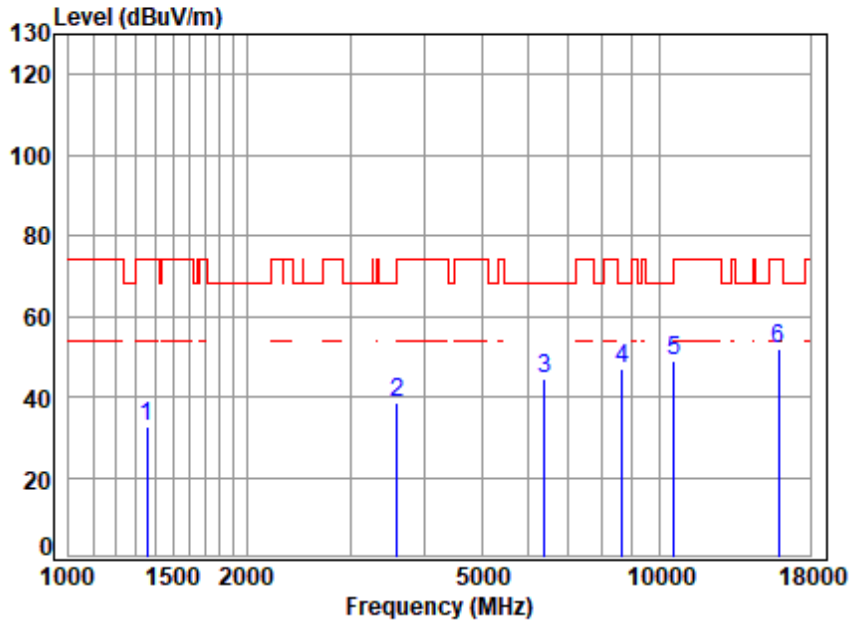


Site : chamber  
 Condition: 3m VERTICAL  
 Job No : 01105AT/01106AT  
 Mode : 5260 TX RSE  
 Note : 5G WIFI 11AC20

	Freq	Cable Loss	Ant Factor	Preamp Factor	Read Level	Limit Level	Over Limit	Remark
	MHz	dB	dB/m	dB	dBuV	dBuV/m	dBuV/m	dB
1	1910.650	3.72	27.46	38.96	40.75	32.97	68.20	-35.23 Peak
2	3577.463	5.71	31.86	39.99	41.47	39.05	68.20	-29.15 Peak
3	4888.151	7.12	34.08	40.93	40.71	40.98	74.00	-33.02 Peak
4	8224.200	9.43	36.40	39.55	41.77	48.05	74.00	-25.95 Peak
5	10520.000	10.93	37.52	36.68	37.22	48.99	68.20	-19.21 peak
6	15780.000	13.90	41.26	39.60	38.07	53.63	74.00	-20.37 peak



Test Mode: 29; Polarity: Horizontal; Modulation:802.11ac; Bandwidth:20MHz; Channel:middle

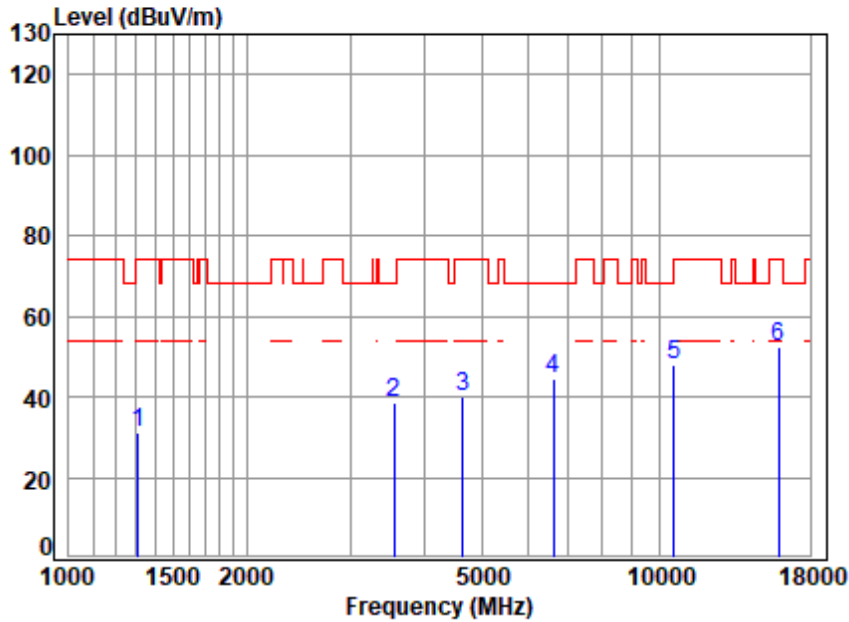


Site : chamber  
 Condition: 3m HORIZONTAL  
 Job No : 01105AT/01106AT  
 Mode : 5300 TX RSE  
 Note : 5G WIFI 11AC20

	Freq	Cable Loss	Ant Factor	Preamp Factor	Read Level	Limit Level	Over Limit	Remark
	MHz	dB	dB/m	dB	dBuV	dBuV/m	dBuV/m	dB
1	1358.498	3.05	24.92	38.67	43.40	32.70	74.00	-41.30 Peak
2	3598.203	5.74	31.90	40.01	40.95	38.58	68.20	-29.62 Peak
3	6395.654	8.23	35.29	41.07	41.81	44.26	68.20	-23.94 Peak
4	8638.399	9.81	36.60	38.76	39.30	46.95	68.20	-21.25 Peak
5	10600.000	10.98	37.60	36.72	37.06	48.92	68.20	-19.28 peak
6	15900.000	14.04	41.50	39.65	36.20	52.09	74.00	-21.91 peak



Test Mode: 29; Polarity: Vertical; Modulation:802.11ac; Bandwidth:20MHz; Channel:middle

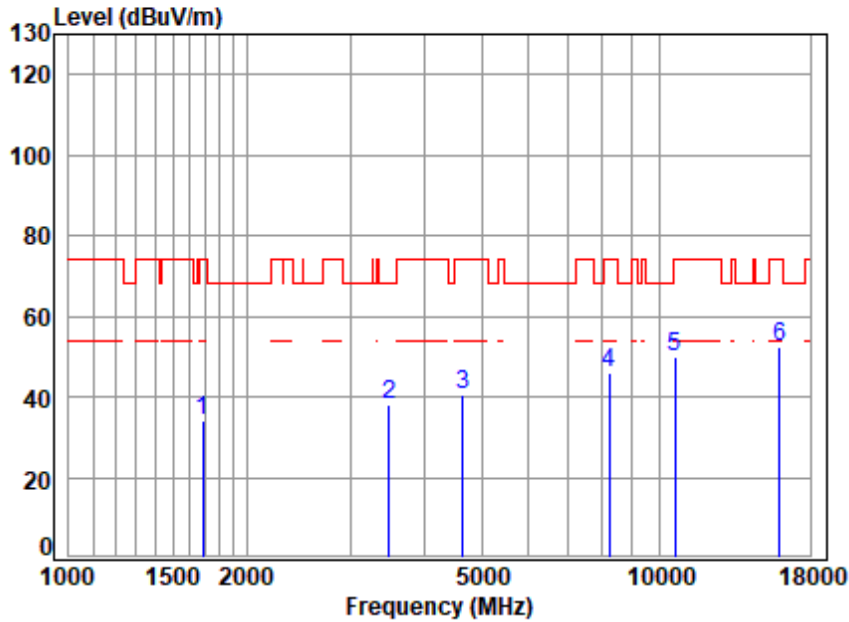


Site : chamber  
 Condition: 3m VERTICAL  
 Job No : 01105AT/01106AT  
 Mode : 5300 TX RSE  
 Note : 5G WIFI 11AC20

	Freq	Cable Loss	Ant Factor	Preamp Factor	Read Level	Limit Level	Over Limit	Remark
	MHz	dB	dB/m	dB	dBuV	dBuV/m	dBuV/m	dB
1	1308.399	2.97	24.73	38.63	42.11	31.18	74.00	-42.82 Peak
2	3556.843	5.68	31.81	39.97	40.87	38.39	68.20	-29.81 Peak
3	4640.339	6.90	33.50	40.77	40.61	40.24	74.00	-33.76 Peak
4	6621.375	8.26	35.60	40.89	41.47	44.44	68.20	-23.76 Peak
5	10600.000	10.98	37.60	36.72	35.88	47.74	68.20	-20.46 peak
6	15900.000	14.04	41.50	39.65	36.48	52.37	74.00	-21.63 peak



Test Mode: 29; Polarity: Horizontal; Modulation:802.11ac; Bandwidth:20MHz; Channel:High



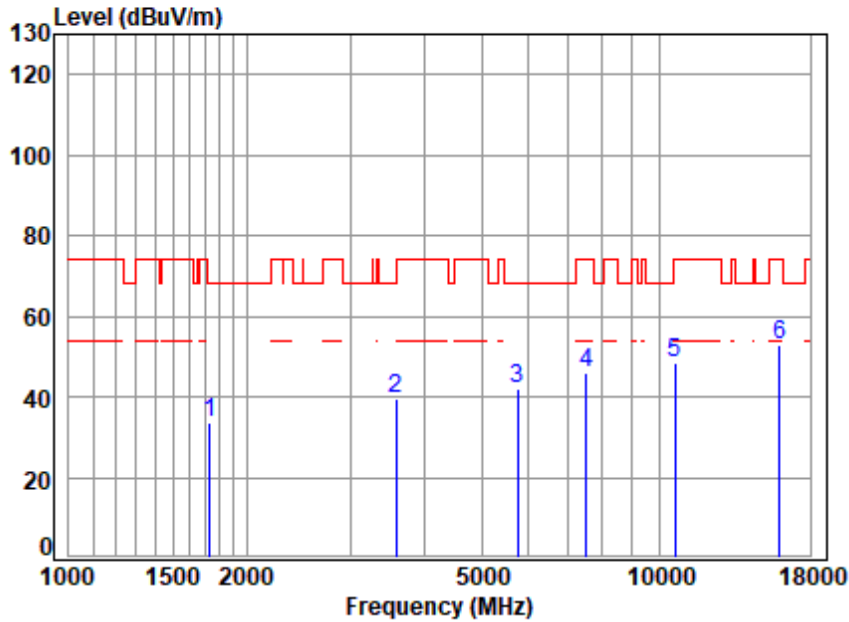
Site : chamber  
 Condition: 3m HORIZONTAL  
 Job No : 01105AT/01106AT  
 Mode : 5320 TX RSE  
 Note : 5G WIFI 11AC20

	Freq	Cable Loss	Ant Factor	Preamp Factor	Read Level	Limit Level	Over Limit	Remark
	MHz	dB	dB/m	dB	dBuV	dBuV/m	dBuV/m	dB
1	1687.347	3.47	26.77	38.85	42.53	33.92	74.00	-40.08 Peak
2	3485.601	5.58	31.77	39.92	40.78	38.21	68.20	-29.99 Peak
3	4653.771	6.91	33.51	40.77	41.05	40.70	74.00	-33.30 Peak
4	8224.200	9.43	36.40	39.55	39.75	46.03	74.00	-27.97 Peak
5	10640.000	11.01	37.60	36.74	37.94	49.81	74.00	-24.19 peak
6	15960.000	14.11	41.56	39.68	36.59	52.58	74.00	-21.42 peak





Test Mode: 29; Polarity: Vertical; Modulation:802.11ac; Bandwidth:20MHz; Channel:High

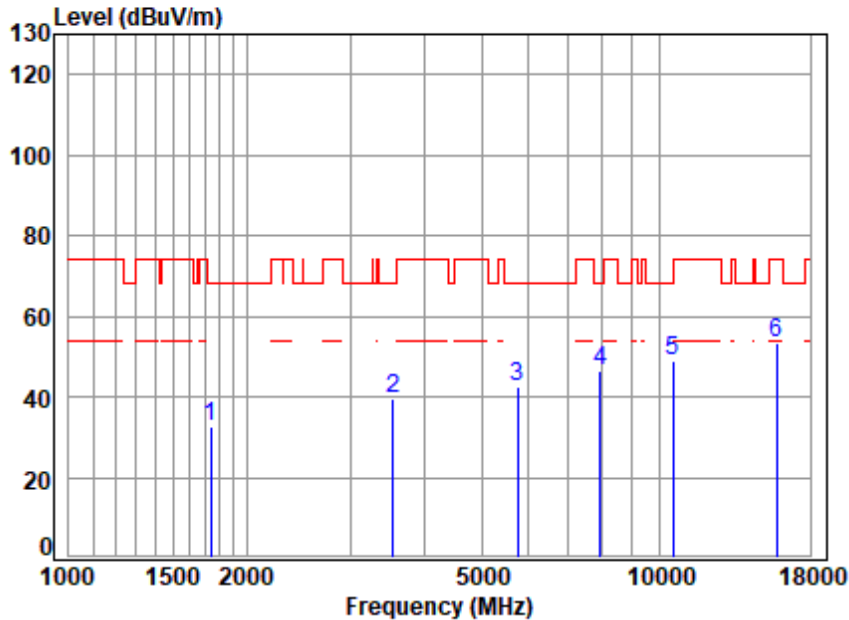


Site : chamber  
 Condition: 3m VERTICAL  
 Job No : 01105AT/01106AT  
 Mode : 5320 TX RSE  
 Note : 5G WIFI 11AC20

	Freq	Cable Loss	Ant Factor	Preamp Factor	Read Level	Limit Level	Over Limit	Remark
	MHz	dB	dB/m	dB	dBuV	dBuV/m	dBuV/m	dB
1	1731.816	3.53	26.80	38.88	41.96	33.41	68.20	-34.79 Peak
2	3577.463	5.71	31.86	39.99	41.78	39.36	68.20	-28.84 Peak
3	5746.982	7.94	34.50	41.31	40.78	41.91	68.20	-26.29 Peak
4	7519.349	8.80	36.04	40.28	41.44	46.00	74.00	-28.00 Peak
5	10640.000	11.01	37.60	36.74	36.43	48.30	74.00	-25.70 peak
6	15960.000	14.11	41.56	39.68	37.00	52.99	74.00	-21.01 peak



Test Mode: 29; Polarity: Horizontal; Modulation:802.11ac; Bandwidth:40MHz; Channel:Low

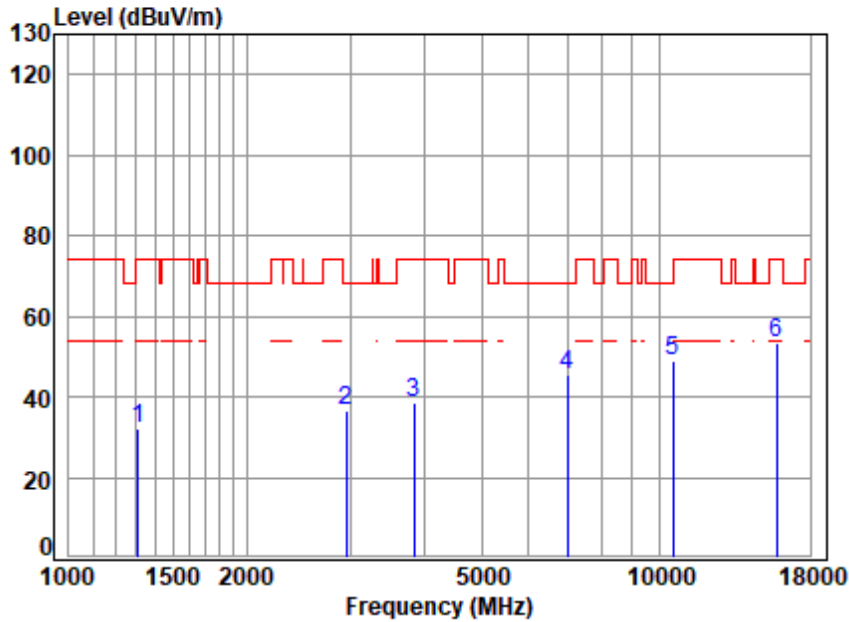


Site : chamber  
 Condition: 3m HORIZONTAL  
 Job No : 01105AT/01106AT  
 Mode : 5270 TX RSE  
 Note : 5G WIFI 11AC40

	Freq	Cable Loss	Ant Factor	Preamp Factor	Read Level	Limit Level	Over Limit	Remark
	MHz	dB	dB/m	dB	dBuV	dBuV/m	dBuV/m	dB
1	1736.829	3.53	26.80	38.88	41.41	32.86	68.20	-35.34 Peak
2	3546.577	5.67	31.80	39.97	42.02	39.52	68.20	-28.68 Peak
3	5746.982	7.94	34.50	41.31	41.15	42.28	68.20	-25.92 Peak
4	7943.838	9.17	36.20	40.03	41.11	46.45	68.20	-21.75 Peak
5	10540.000	10.94	37.54	36.69	37.09	48.88	68.20	-19.32 peak
6	15810.000	13.93	41.32	39.61	37.82	53.46	74.00	-20.54 peak



Test Mode: 29; Polarity: Vertical; Modulation:802.11ac; Bandwidth:40MHz; Channel:Low

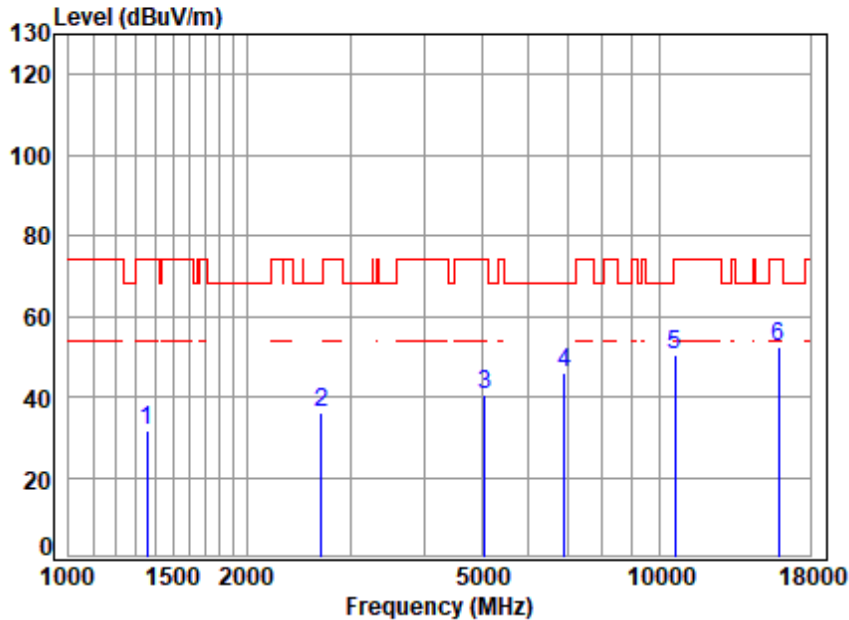


Site : chamber  
 Condition: 3m VERTICAL  
 Job No : 01105AT/01106AT  
 Mode : 5270 TX RSE  
 Note : 5G WIFI 11AC40

	Freq	Cable Loss	Ant Factor	Preamp Factor	Read Level	Limit Level	Over Limit	Remark
	MHz	dB	dB/m	dB	dBuV	dBuV/m	dBuV/m	dB
1	1308.399	2.97	24.73	38.63	42.89	31.96	74.00	-42.04 Peak
2	2956.155	4.77	30.36	39.48	40.88	36.53	68.20	-31.67 Peak
3	3845.537	6.08	32.71	40.19	40.09	38.69	74.00	-35.31 Peak
4	6995.172	8.32	35.79	40.60	41.75	45.26	68.20	-22.94 Peak
5	10540.000	10.94	37.54	36.69	37.17	48.96	68.20	-19.24 peak
6	15810.000	13.93	41.32	39.61	37.74	53.38	74.00	-20.62 peak



Test Mode: 29; Polarity: Horizontal; Modulation:802.11ac; Bandwidth:40MHz; Channel:High

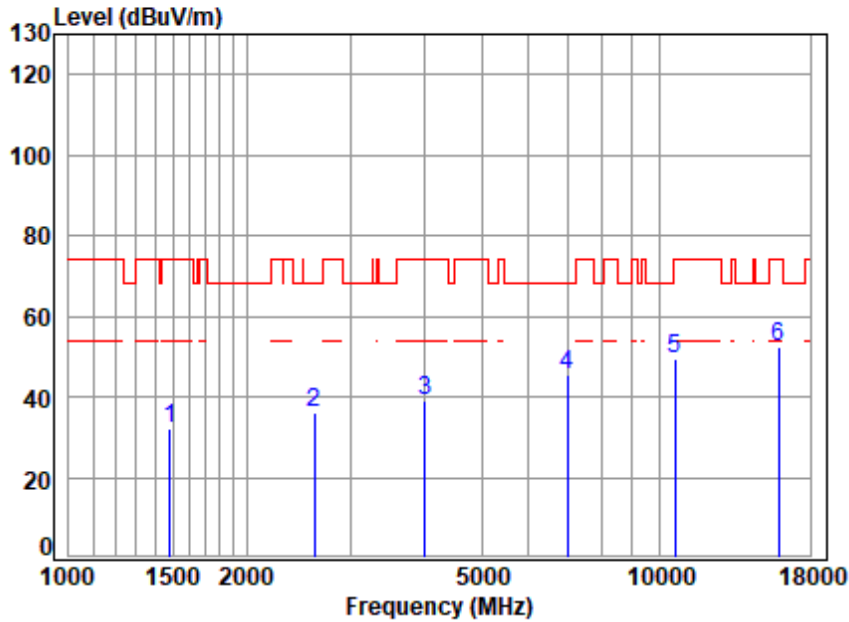


Site : chamber  
 Condition: 3m HORIZONTAL  
 Job No : 01105AT/01106AT  
 Mode : 5310 TX RSE  
 Note : 5G WIFI 11AC40

	Freq	Cable Loss	Ant Factor	Preamp Factor	Read Level	Limit Level	Over Limit	Remark
	MHz	dB	dB/m	dB	dBuV	dBuV/m	dBuV/m	dB
1	1358.498	3.05	24.92	38.67	42.57	31.87	74.00	-42.13 Peak
2	2679.464	4.53	29.54	39.36	41.61	36.32	68.20	-31.88 Peak
3	5060.668	7.27	34.18	41.03	40.33	40.75	74.00	-33.25 Peak
4	6894.806	8.30	35.60	40.68	42.74	45.96	68.20	-22.24 Peak
5	10620.000	11.00	37.60	36.73	38.52	50.39	74.00	-23.61 peak
6	15930.000	14.08	41.53	39.67	36.58	52.52	74.00	-21.48 peak



Test Mode: 29; Polarity: Vertical; Modulation:802.11ac; Bandwidth:40MHz; Channel:High

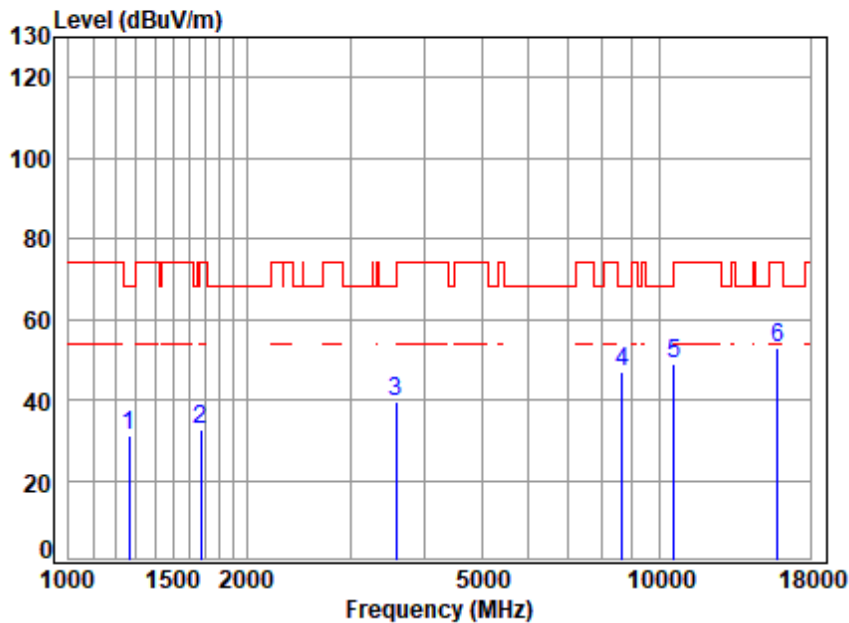


Site : chamber  
 Condition: 3m VERTICAL  
 Job No : 01105AT/01106AT  
 Mode : 5310 TX RSE  
 Note : 5G WIFI 11AC40

	Freq	Cable Loss	Ant Factor	Preamp Factor	Read Level	Limit Level	Over Limit	Remark
	MHz	dB	dB/m	dB	dBuV	dBuV/m	dBuV/m	dB
1	1481.553	3.22	25.33	38.74	42.35	32.16	74.00	-41.84 Peak
2	2610.661	4.47	29.60	39.33	41.28	36.02	68.20	-32.18 Peak
3	4015.929	6.30	32.76	40.31	40.47	39.22	74.00	-34.78 Peak
4	6995.172	8.32	35.79	40.60	41.90	45.41	68.20	-22.79 Peak
5	10620.000	11.00	37.60	36.73	37.69	49.56	74.00	-24.44 peak
6	15930.000	14.08	41.53	39.67	36.68	52.62	74.00	-21.38 peak



Test Mode: 29; Polarity: Horizontal; Modulation:802.11ac; Bandwidth:80MHz; Channel:middle

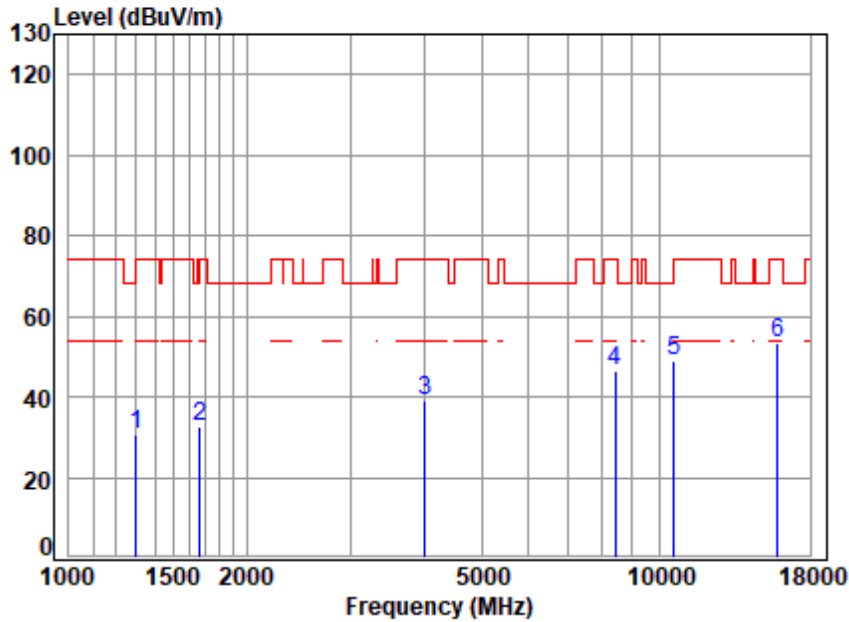


Site : chamber  
 Condition: 3m HORIZONTAL  
 Job No : 01105AT/01106AT  
 Mode : 5290 TX RSE  
 Note : 5G WIFI 11AC80

	Freq	Cable Loss	Ant Factor	Preamp Factor	Read Level	Limit Level	Over Limit	Remark
	MHz	dB	dB/m	dB	dBuV	dBuV/m	dBuV/m	dB
1	1263.796	2.90	24.56	38.60	42.42	31.28	68.20	-36.92 peak
2	1672.779	3.46	26.75	38.85	41.15	32.51	74.00	-41.49 peak
3	3577.463	5.71	31.86	39.99	41.83	39.41	68.20	-28.79 peak
4	8663.404	9.84	36.63	38.71	39.22	46.98	68.20	-21.22 peak
5	10580.000	10.97	37.58	36.71	37.11	48.95	68.20	-19.25 peak
6	15870.000	14.01	41.44	39.64	37.08	52.89	74.00	-21.11 peak



Test Mode: 29; Polarity: Vertical; Modulation:802.11ac; Bandwidth:80MHz; Channel:middle

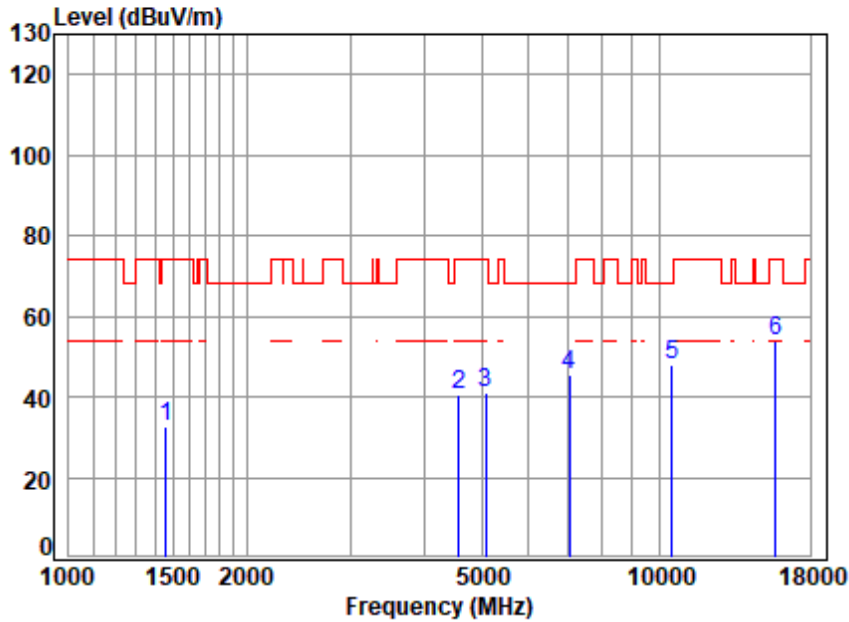


Site : chamber  
 Condition: 3m VERTICAL  
 Job No : 01105AT/01106AT  
 Mode : 5290 TX RSE  
 Note : 5G WIFI 11AC80

	Freq	Cable Loss	Ant Factor	Preamp Factor	Read Level	Limit Level	Over Limit	Remark
	MHz	dB	dB/m	dB	dBuV	dBuV/m	dBuV/m	dB
1	1300.858	2.96	24.70	38.63	41.75	30.78	74.00	-43.22 peak
2	1667.951	3.45	26.74	38.84	41.11	32.46	74.00	-41.54 peak
3	4004.339	6.28	32.72	40.30	40.35	39.05	74.00	-34.95 peak
4	8416.584	9.61	36.40	39.18	39.73	46.56	74.00	-27.44 peak
5	10580.000	10.97	37.58	36.71	37.09	48.93	68.20	-19.27 peak
6	15870.000	14.01	41.44	39.64	37.63	53.44	74.00	-20.56 peak



Test Mode: 29; Polarity: Horizontal; Modulation:802.11ac; Bandwidth:160MHz; Channel:middle



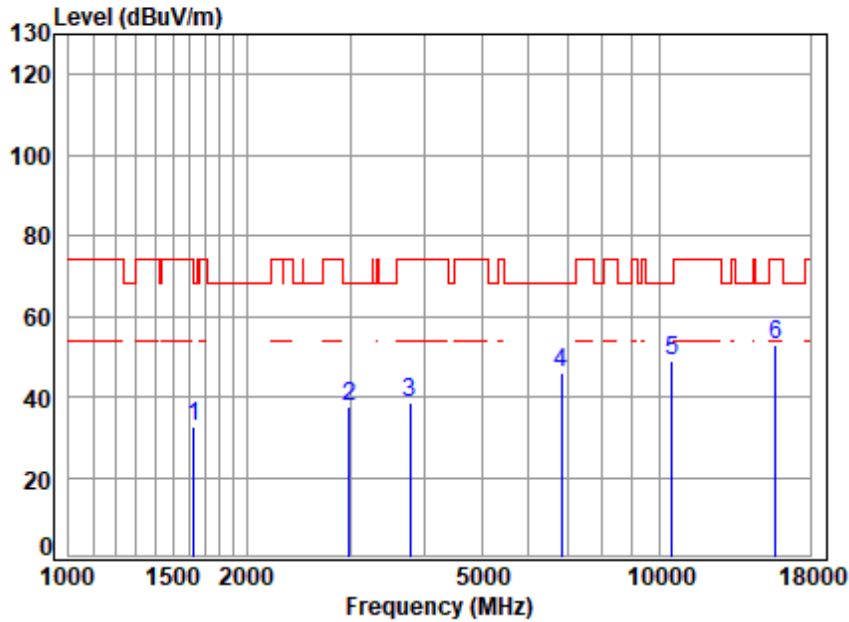
Site : chamber  
 Condition: 3m HORIZONTAL  
 Job No : 01105AT/01106AT  
 Mode : 5250 TX RSE  
 Note : 5G WIFI 11AC160

	Freq	Cable Loss	Ant Factor	Preamp Factor	Read Level	Limit Level	Over Limit	Remark
	MHz	dB	dB/m	dB	dBuV	dBuV/m	dBuV/m	dB
1	1460.295	3.19	25.24	38.73	42.94	32.64	74.00	-41.36 Peak
2	4573.760	6.84	33.45	40.72	41.16	40.73	74.00	-33.27 Peak
3	5090.007	7.30	34.12	41.04	40.88	41.26	74.00	-32.74 Peak
4	7056.092	8.37	35.89	40.56	41.80	45.50	68.20	-22.70 Peak
5	10500.000	10.91	37.50	36.67	36.25	47.99	68.20	-20.21 Peak
6	15750.000	13.86	41.20	39.58	38.29	53.77	74.00	-20.23 Peak





Test Mode: 29; Polarity: Vertical; Modulation:802.11ac; Bandwidth:160MHz; Channel:middle

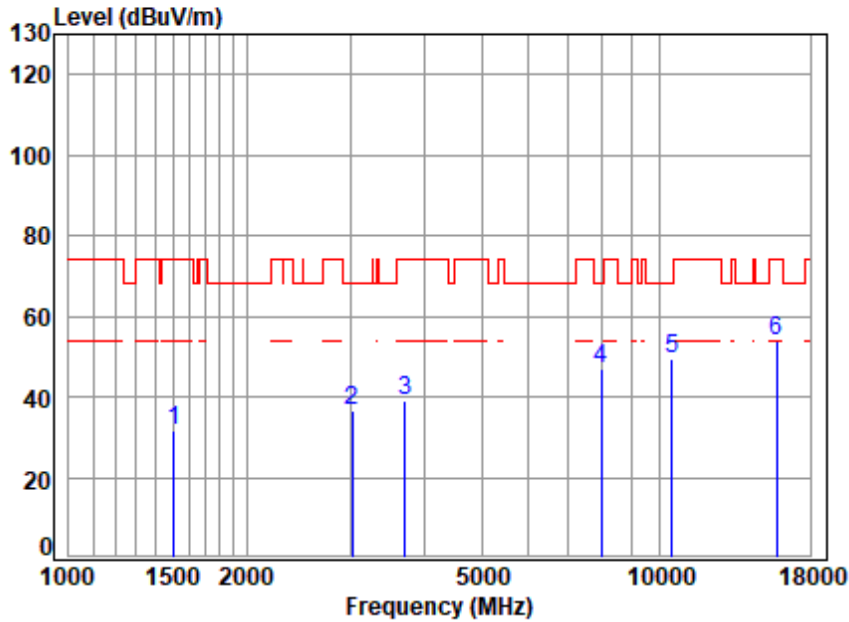


Site : chamber  
 Condition: 3m VERTICAL  
 Job No : 01105AT/01106AT  
 Mode : 5250 TX RSE  
 Note : 5G WIFI 11AC160

	Freq	Cable Loss	Ant Factor	Preamp Factor	Read Level	Limit Level	Over Limit	Remark
	MHz	dB	dB/m	dB	dBuV	dBuV/m	dBuV/m	dB
1	1629.825	3.41	26.62	38.82	41.47	32.68	68.20	-35.52 Peak
2	2990.531	4.80	30.71	39.50	41.34	37.35	68.20	-30.85 Peak
3	3790.361	6.00	32.74	40.15	40.07	38.66	74.00	-35.34 Peak
4	6815.551	8.29	35.53	40.74	43.07	46.15	68.20	-22.05 Peak
5	10500.000	10.91	37.50	36.67	37.11	48.85	68.20	-19.35 Peak
6	15750.000	13.86	41.20	39.58	37.61	53.09	74.00	-20.91 Peak



Test Mode: 29; Polarity: Horizontal; Modulation:802.11 ax(Full RU0); Bandwidth:20MHz; Channel:Low

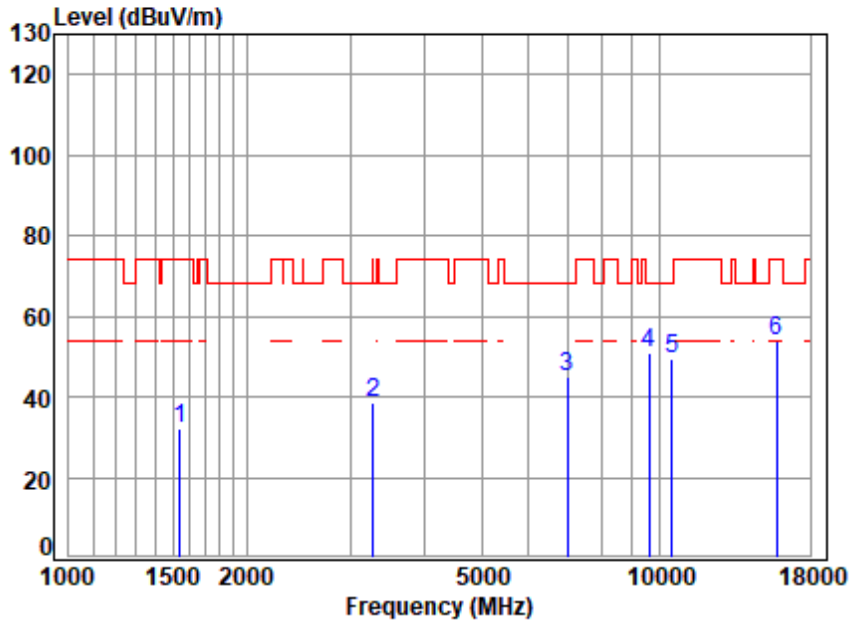


Site : chamber  
 Condition: 3m HORIZONTAL  
 Job No : 01105AT/01106AT  
 Mode : 5260 TX RSE  
 Note : 5G WIFI 11AX20

	Freq	Cable Loss	Ant Factor	Preamp Factor	Read Level	Limit Level	Over Limit	Remark
	MHz	dB	dB/m	dB	dBuV	dBuV/m	dBuV/m	dB
1	1507.470	3.25	25.48	38.76	41.55	31.52	74.00	-42.48 Peak
2	3016.575	4.84	30.97	39.52	40.51	36.80	68.20	-31.40 Peak
3	3703.723	5.89	32.31	40.09	40.93	39.04	74.00	-34.96 Peak
4	7989.893	9.21	36.20	40.01	41.73	47.13	68.20	-21.07 Peak
5	10520.000	10.93	37.52	36.68	37.45	49.22	68.20	-18.98 peak
6	15780.000	13.90	41.26	39.60	38.25	53.81	74.00	-20.19 peak



Test Mode: 29; Polarity: Vertical; Modulation:802.11ax(Full RU0); Bandwidth:20MHz; Channel:Low

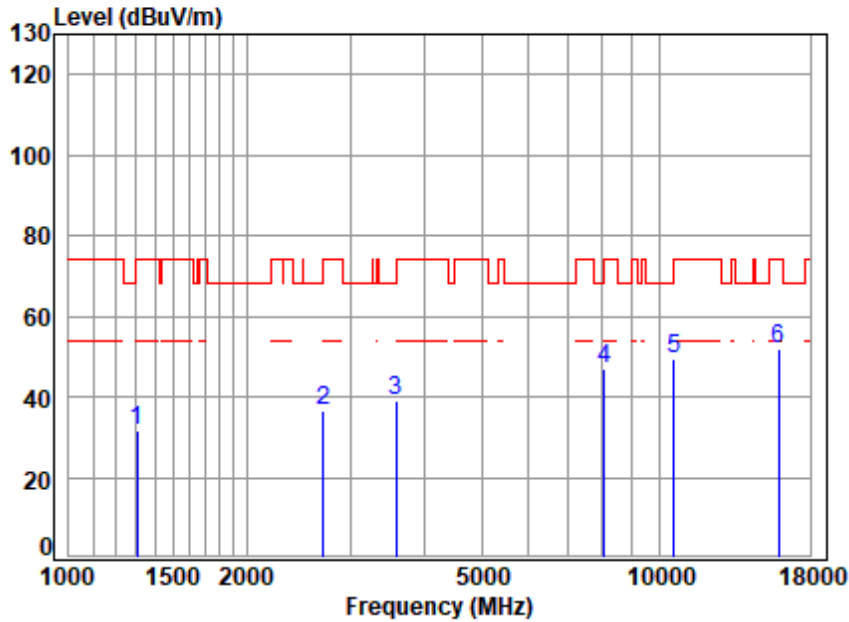


Site : chamber  
 Condition: 3m VERTICAL  
 Job No : 01105AT/01106AT  
 Mode : 5260 TX RSE  
 Note : 5G WIFI 11AX20

	Freq	Cable Loss	Ant Factor	Preamp Factor	Read Level	Limit Level	Over Limit	Remark
	MHz	dB	dB/m	dB	dBuV	dBuV/m	dBuV/m	dB
1	1542.733	3.30	25.83	38.78	41.79	32.14	74.00	-41.86 Peak
2	3270.858	5.25	31.54	39.74	41.66	38.71	68.20	-29.49 Peak
3	6995.172	8.32	35.79	40.60	41.58	45.09	68.20	-23.11 Peak
4	9613.430	10.39	37.10	37.04	40.41	50.86	68.20	-17.34 Peak
5	10520.000	10.93	37.52	36.68	37.47	49.24	68.20	-18.96 peak
6	15780.000	13.90	41.26	39.60	38.28	53.84	74.00	-20.16 peak



Test Mode: 29; Polarity: Horizontal; Modulation:802.11ax(Full RU0); Bandwidth:20MHz; Channel:middle

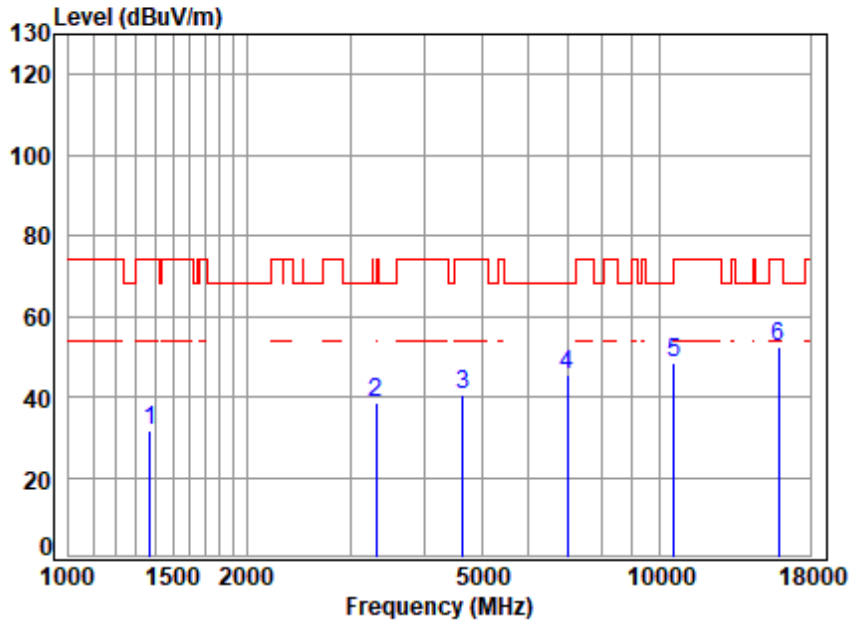


Site : chamber  
 Condition: 3m HORIZONTAL  
 Job No : 01105AT/01106AT  
 Mode : 5300 TX RSE  
 Note : 5G WIFI 11AX20

	Freq	Cable Loss	Ant Factor	Preamp Factor	Read Level	Limit Level	Over Limit	Remark
	MHz	dB	dB/m	dB	dBuV	dBuV/m	dBuV/m	dB
1	1304.623	2.97	24.72	38.63	42.80	31.86	74.00	-42.14 Peak
2	2694.998	4.55	29.51	39.37	41.82	36.51	74.00	-37.49 Peak
3	3587.818	5.72	31.88	40.00	41.30	38.90	68.20	-29.30 Peak
4	8059.475	9.28	36.22	39.88	41.33	46.95	74.00	-27.05 Peak
5	10600.000	10.98	37.60	36.72	37.45	49.31	68.20	-18.89 peak
6	15900.000	14.04	41.50	39.65	36.15	52.04	74.00	-21.96 peak



Test Mode: 29; Polarity: Vertical; Modulation:802.11ax(Full RU0); Bandwidth:20MHz; Channel:middle

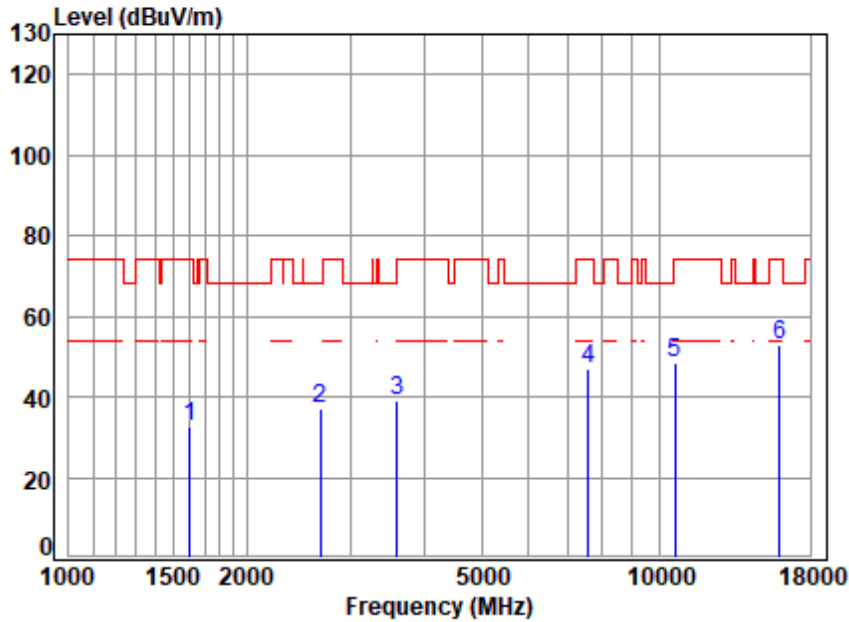


Site : chamber  
 Condition: 3m VERTICAL  
 Job No : 01105AT/01106AT  
 Mode : 5300 TX RSE  
 Note : 5G WIFI 11AX20

	Freq	Cable Loss	Ant Factor	Preamp Factor	Read Level	Limit Level	Over Limit	Remark
	MHz	dB	dB/m	dB	dBuV	dBuV/m	dBuV/m	dB
1	1370.328	3.06	24.94	38.67	42.52	31.85	74.00	-42.15 Peak
2	3318.471	5.33	31.60	39.78	41.32	38.47	68.20	-29.73 Peak
3	4640.339	6.90	33.50	40.77	40.76	40.39	74.00	-33.61 Peak
4	6974.982	8.32	35.75	40.62	42.18	45.63	68.20	-22.57 Peak
5	10600.000	10.98	37.60	36.72	36.53	48.39	68.20	-19.81 peak
6	15900.000	14.04	41.50	39.65	36.39	52.28	74.00	-21.72 peak



Test Mode: 29; Polarity: Horizontal; Modulation:802.11ax(Full RU0); Bandwidth:20MHz; Channel:High

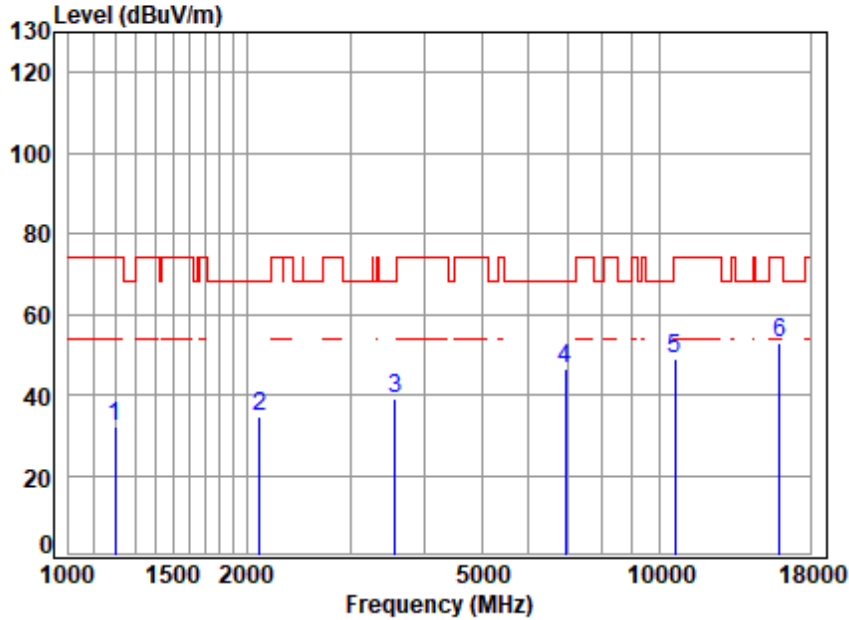


Site : chamber  
 Condition: 3m HORIZONTAL  
 Job No : 01105AT/01106AT  
 Mode : 5320 TX RSE  
 Note : 5G WIFI 11AX20

	Freq	Cable Loss	Ant Factor	Preamp Factor	Read Level	Limit Level	Over Limit	Remark
	MHz	dB	dB/m	dB	dBuV	dBuV/m	dBuV/m	dB
1	1601.804	3.37	26.51	38.81	41.62	32.69	74.00	-41.31 Peak
2	2664.019	4.52	29.57	39.35	42.43	37.17	68.20	-31.03 Peak
3	3598.203	5.74	31.90	40.01	41.36	38.99	68.20	-29.21 Peak
4	7584.833	8.86	36.10	40.24	42.01	46.73	74.00	-27.27 Peak
5	10640.000	11.01	37.60	36.74	36.43	48.30	74.00	-25.70 peak
6	15960.000	14.11	41.56	39.68	37.02	53.01	74.00	-20.99 peak



Test Mode: 29; Polarity: Vertical; Modulation:802.11ax(Full RU0); Bandwidth:20MHz; Channel:High

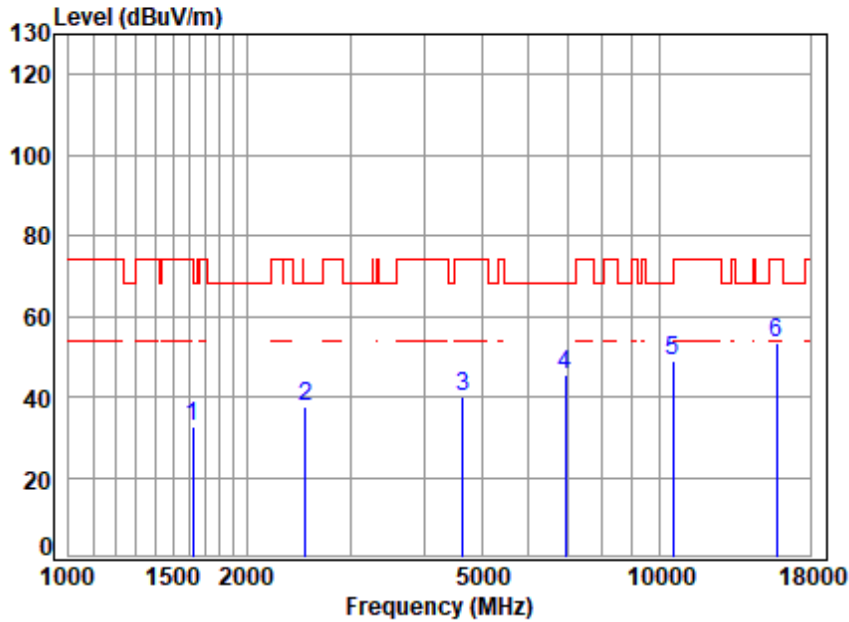


Site : chamber  
 Condition: 3m VERTICAL  
 Job No : 01105AT/01106AT  
 Mode : 5320 TX RSE  
 Note : 5G WIFI 11AX20

	Freq	Cable Loss	Ant Factor	Preamp Factor	Read Level	Limit Level	Over Limit	Remark
	MHz	dB	dB/m	dB	dBuV	dBuV/m	dBuV/m	dB
1	1199.726	2.80	24.40	38.56	43.24	31.88	74.00	-42.12 Peak
2	2101.866	3.93	28.49	39.06	41.14	34.50	68.20	-33.70 Peak
3	3567.138	5.69	31.83	39.98	41.60	39.14	68.20	-29.06 Peak
4	6934.778	8.31	35.67	40.65	43.11	46.44	68.20	-21.76 Peak
5	10640.000	11.01	37.60	36.74	36.94	48.81	74.00	-25.19 peak
6	15960.000	14.11	41.56	39.68	37.09	53.08	74.00	-20.92 peak



Test Mode: 29; Polarity: Horizontal; Modulation:802.11 ax(Full RU0); Bandwidth:40MHz; Channel:Low



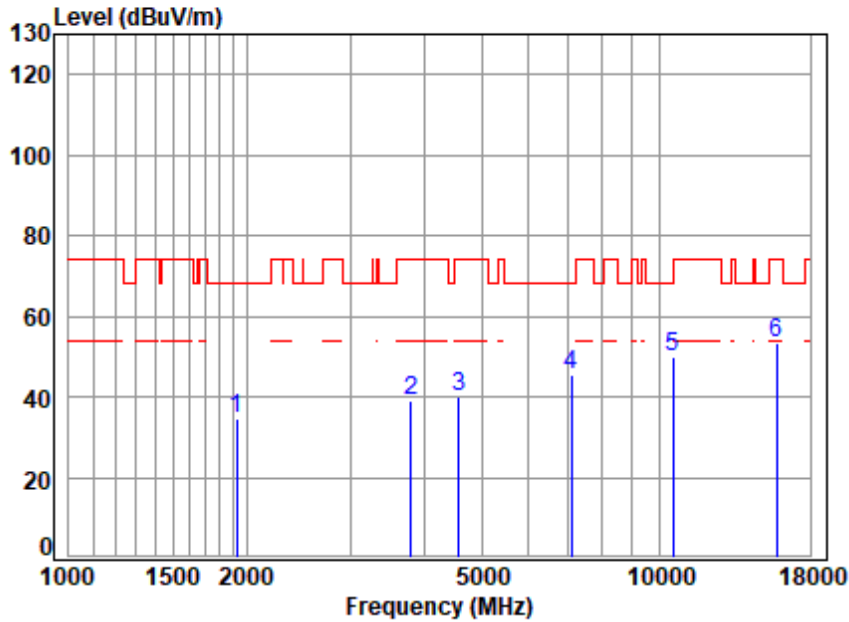
Site : chamber  
 Condition: 3m HORIZONTAL  
 Job No : 01105AT/01106AT  
 Mode : 5270 TX RSE  
 Note : 5G WIFI 11AX40

	Freq	Cable Loss	Ant Factor	Preamp Factor	Read Level	Limit Level	Over Limit	Remark
	MHz	dB	dB/m	dB	dBuV	dBuV/m	dBuV/m	dB
1	1625.121	3.40	26.60	38.82	41.21	32.39	74.00	-41.61 Peak
2	2514.386	4.37	29.43	39.28	42.96	37.48	68.20	-30.72 Peak
3	4653.771	6.91	33.51	40.77	40.41	40.06	74.00	-33.94 Peak
4	6934.778	8.31	35.67	40.65	42.15	45.48	68.20	-22.72 Peak
5	10540.000	10.94	37.54	36.69	36.91	48.70	68.20	-19.50 peak
6	15810.000	13.93	41.32	39.61	37.66	53.30	74.00	-20.70 peak





Test Mode: 29; Polarity: Vertical; Modulation:802.11ax(Full RU0); Bandwidth:40MHz; Channel:Low

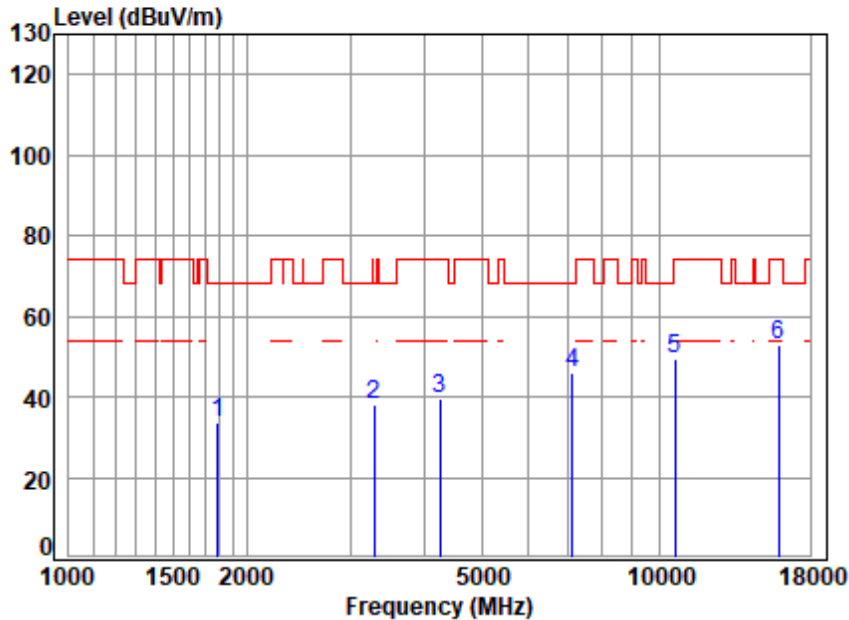


Site : chamber  
 Condition: 3m VERTICAL  
 Job No : 01105AT/01106AT  
 Mode : 5270 TX RSE  
 Note : 5G WIFI 11AX40

	Freq	Cable Loss	Ant Factor	Preamp Factor	Read Level	Limit	Over	Remark
	MHz	dB	dB/m	dB	dBuV	dBuV/m	dB	
1	1927.289	3.74	27.56	38.97	42.23	68.20	-33.64	Peak
2	3801.333	6.02	32.80	40.16	40.40	74.00	-34.94	Peak
3	4573.760	6.84	33.45	40.72	40.54	74.00	-33.89	Peak
4	7096.999	8.41	35.81	40.54	41.62	68.20	-22.90	Peak
5	10540.000	10.94	37.54	36.69	38.02	68.20	-18.39	peak
6	15810.000	13.93	41.32	39.61	37.57	74.00	-20.79	peak



Test Mode: 29; Polarity: Horizontal; Modulation:802.11ax(Full RU0); Bandwidth:40MHz; Channel:High

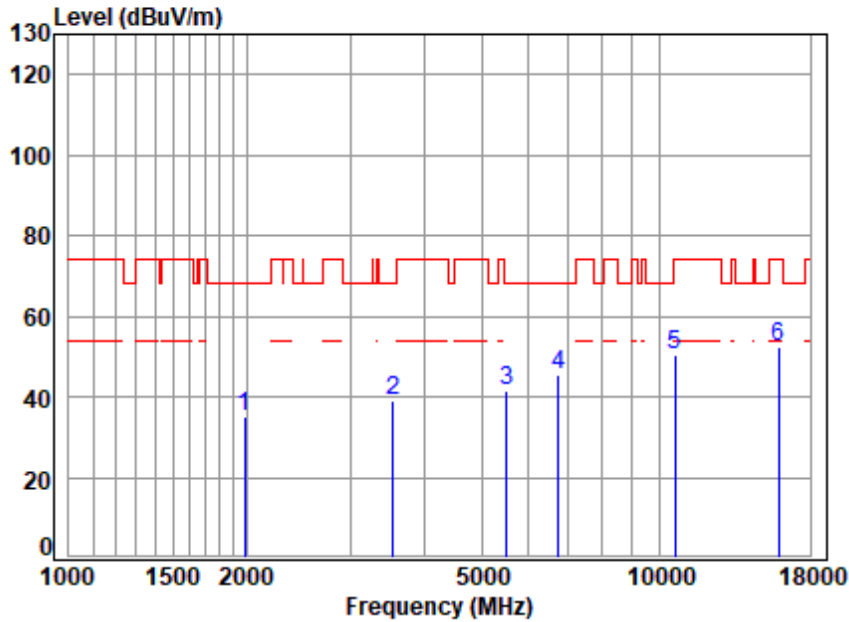


Site : chamber  
 Condition: 3m HORIZONTAL  
 Job No : 01105AT/01106AT  
 Mode : 5310 TX RSE  
 Note : 5G WIFI 11AX40

	Freq	Cable Loss	Ant Factor	Preamp Factor	Read Level	Limit Level	Over Limit	Remark
	MHz	dB	dB/m	dB	dBuV	dBuV/m	dBuV/m	dB
1	1787.762	3.59	26.95	38.90	42.06	33.70	68.20	-34.50 Peak
2	3289.821	5.28	31.58	39.76	41.07	38.17	68.20	-30.03 Peak
3	4254.921	6.54	33.60	40.49	40.05	39.70	74.00	-34.30 Peak
4	7138.144	8.45	35.80	40.51	42.03	45.77	68.20	-22.43 Peak
5	10620.000	11.00	37.60	36.73	37.45	49.32	74.00	-24.68 peak
6	15930.000	14.08	41.53	39.67	36.77	52.71	74.00	-21.29 peak



Test Mode: 29; Polarity: Vertical; Modulation:802.11ax(Full RU0); Bandwidth:40MHz; Channel:High

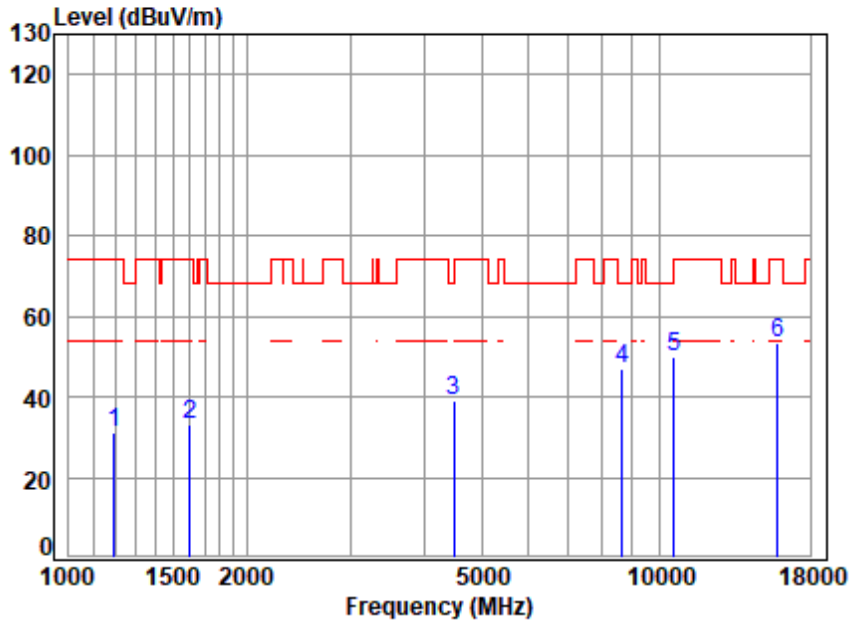


Site : chamber  
 Condition: 3m VERTICAL  
 Job No : 01105AT/01106AT  
 Mode : 5310 TX RSE  
 Note : 5G WIFI 11AX40

	Freq	Cable Loss	Ant Factor	Preamp Factor	Read Level	Limit	Over	Remark
	MHz	dB	dB/m	dB	dBuV	dBuV/m	dBuV/m	dB
1	1983.808	3.79	27.97	38.99	42.51	35.28	68.20	-32.92 Peak
2	3536.341	5.65	31.80	39.96	41.54	39.03	68.20	-29.17 Peak
3	5519.072	7.72	34.60	41.22	40.48	41.58	68.20	-26.62 Peak
4	6756.708	8.28	35.50	40.78	42.42	45.42	68.20	-22.78 Peak
5	10620.000	11.00	37.60	36.73	38.53	50.40	74.00	-23.60 peak
6	15930.000	14.08	41.53	39.67	36.22	52.16	74.00	-21.84 peak



Test Mode: 29; Polarity: Horizontal; Modulation:802.11ax(Full RU0); Bandwidth:80MHz; Channel:middle

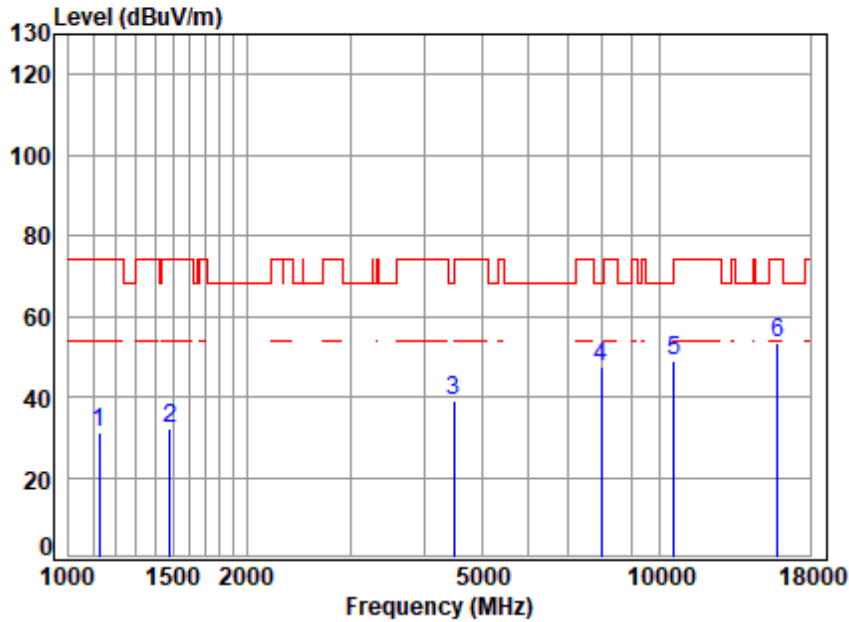


Site : chamber  
 Condition: 3m HORIZONTAL  
 Job No : 01105AT/01106AT  
 Mode : 5290 TX RSE  
 Note : 5G WIFI 11AX80

	Freq	Cable Loss	Ant Factor	Preamp Factor	Read Level	Limit Level	Over Line	Over Limit	Remark
	MHz	dB	dB/m	dB	dBuV	dBuV/m	dBuV/m	dB	
1	1192.811	2.79	24.37	38.55	42.66	31.27	74.00	-42.73	peak
2	1606.441	3.38	26.53	38.81	42.10	33.20	74.00	-40.80	peak
3	4482.150	6.75	33.50	40.66	39.29	38.88	68.20	-29.32	peak
4	8638.399	9.81	36.60	38.76	39.11	46.76	68.20	-21.44	peak
5	10580.000	10.97	37.58	36.71	37.97	49.81	68.20	-18.39	peak
6	15870.000	14.01	41.44	39.64	37.44	53.25	74.00	-20.75	peak



Test Mode: 29; Polarity: Vertical; Modulation:802.11ax(Full RU0); Bandwidth:80MHz; Channel:middle

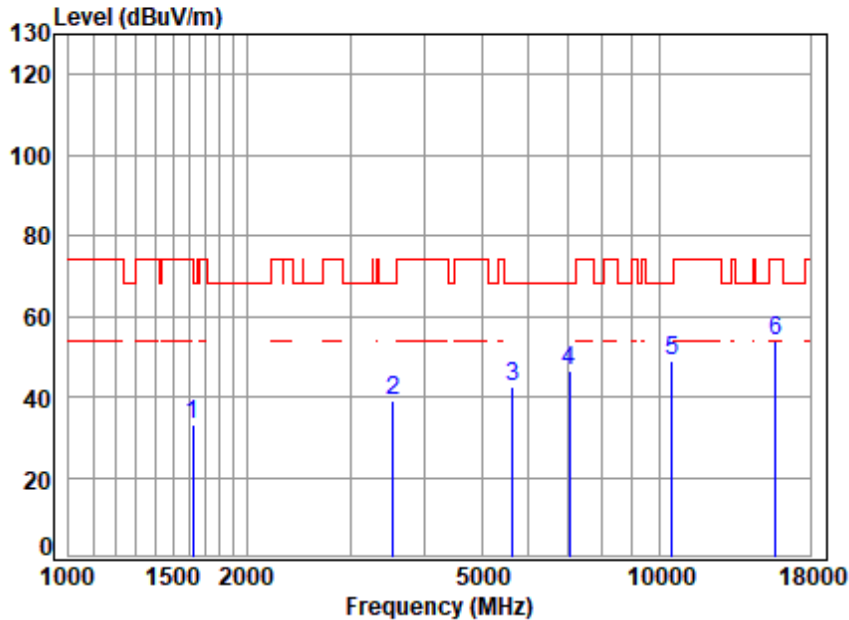


Site : chamber  
 Condition: 3m VERTICAL  
 Job No : 01105AT/01106AT  
 Mode : 5290 TX RSE  
 Note : 5G WIFI 11AX80

	Freq	Cable Loss	Ant Factor	Preamp Factor	Read Level	Limit Level	Over Limit	Remark
	MHz	dB	dB/m	dB	dBuV	dBuV/m	dBuV/m	dB
1	1125.813	2.67	24.10	38.50	42.68	30.95	74.00	-43.05 peak
2	1485.841	3.22	25.34	38.74	42.46	32.28	74.00	-41.72 peak
3	4495.125	6.77	33.50	40.67	39.61	39.21	68.20	-28.99 peak
4	7989.893	9.21	36.20	40.01	42.09	47.49	68.20	-20.71 peak
5	10580.000	10.97	37.58	36.71	37.10	48.94	68.20	-19.26 peak
6	15870.000	14.01	41.44	39.64	37.42	53.23	74.00	-20.77 peak



Test Mode: 29; Polarity: Horizontal; Modulation:802.11ax(Full RU0); Bandwidth:160MHz; Channel:middle

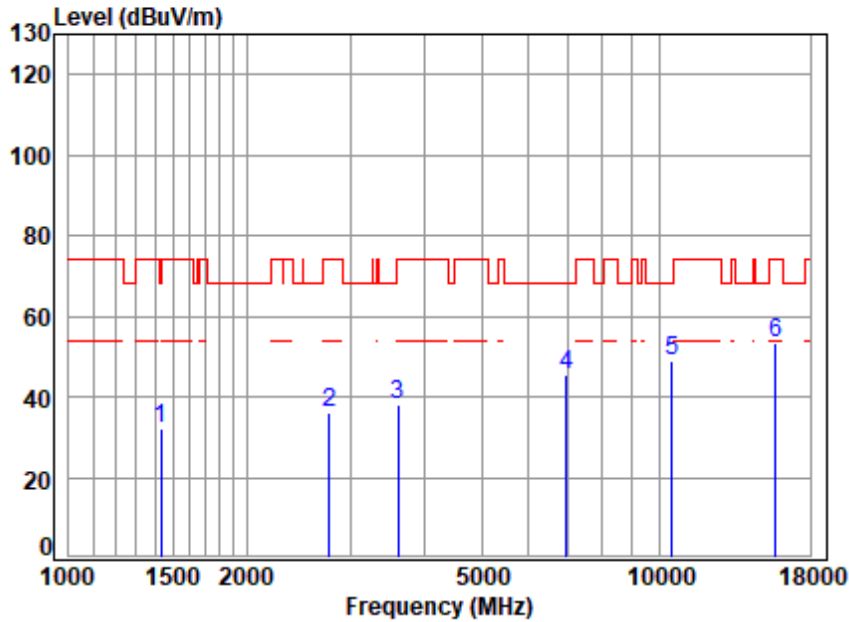


Site : chamber  
 Condition: 3m HORIZONTAL  
 Job No : 01105AT/01106AT  
 Mode : 5250 TX RSE  
 Note : 5G WIFI 11AX160

	Freq	Cable Loss	Ant Factor	Preamp Factor	Read Level	Level	Limit Line	Over Limit	Remark
	MHz	dB	dB/m	dB	dBuV	dBuV/m	dBuV/m	dB	
1	1620.431	3.39	26.58	38.82	41.84	32.99	74.00	-41.01	Peak
2	3546.577	5.67	31.80	39.97	41.67	39.17	68.20	-29.03	Peak
3	5648.176	7.85	34.50	41.27	41.47	42.55	68.20	-25.65	Peak
4	7035.727	8.35	35.87	40.58	42.79	46.43	68.20	-21.77	Peak
5	10500.000	10.91	37.50	36.67	37.21	48.95	68.20	-19.25	Peak
6	15750.000	13.86	41.20	39.58	38.46	53.94	74.00	-20.06	Peak



Test Mode: 29; Polarity: Vertical; Modulation:802.11ax(Full RU0); Bandwidth:160MHz; Channel:middle

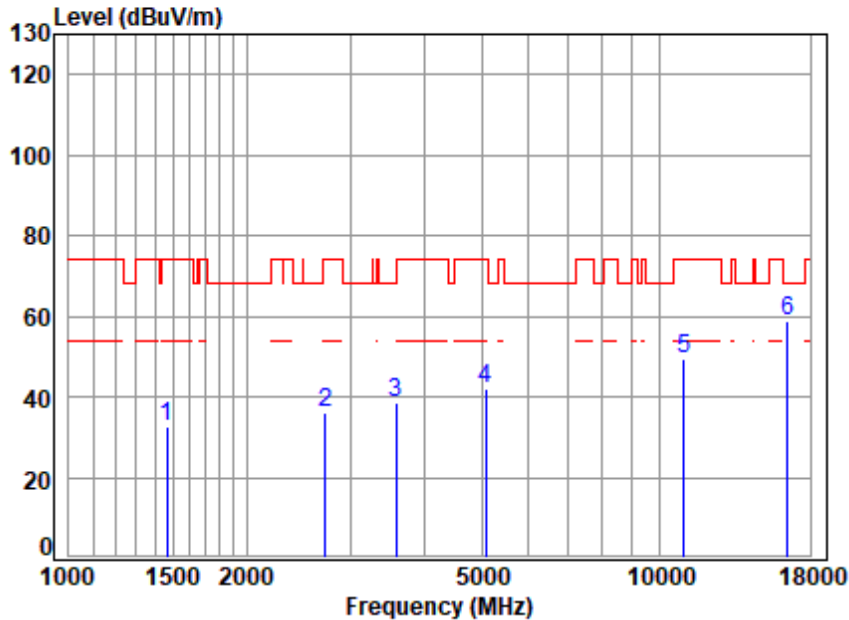


Site : chamber  
 Condition: 3m VERTICAL  
 Job No : 01105AT/01106AT  
 Mode : 5250 TX RSE  
 Note : 5G WIFI 11AX160

	Freq	Cable Loss	Ant Factor	Preamp Factor	Read Level	Limit Level	Over Limit	Remark
	MHz	dB	dB/m	dB	dBuV	dBuV/m	dBuV/m	dB
1	1431.047	3.15	25.13	38.71	42.34	31.91	68.20	-36.29 Peak
2	2758.041	4.60	29.50	39.40	41.29	35.99	74.00	-38.01 Peak
3	3608.619	5.75	31.93	40.01	40.47	38.14	74.00	-35.86 Peak
4	6954.852	8.31	35.71	40.63	41.93	45.32	68.20	-22.88 Peak
5	10514.580	10.92	37.51	36.68	37.38	49.13	68.20	-19.07 Peak
6	15759.050	13.87	41.22	39.59	37.65	53.15	74.00	-20.85 Peak



Test Mode: 31; Polarity: Horizontal; Modulation:802.11a; Bandwidth:20MHz; Channel:Low



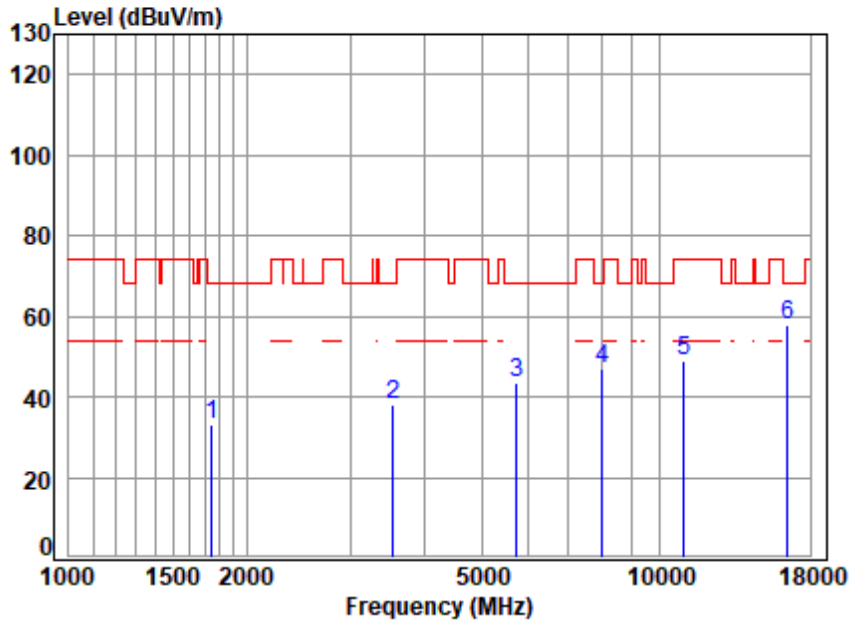
Site : chamber  
 Condition: 3m HORIZONTAL  
 Job No : 01105AT/01106AT  
 Mode : 5500 TX RSE  
 Note : 5G WIFI 11A

	Freq	Cable Loss	Ant Factor	Preamp Factor	Read Level	Limit Level	Over Limit	Remark
	MHz	dB	dB/m	dB	dBuV	dBuV/m	dBuV/m	dB
1	1468.761	3.20	25.28	38.73	42.65	32.40	74.00	-41.60 Peak
2	2718.469	4.57	29.50	39.38	41.62	36.31	74.00	-37.69 Peak
3	3587.818	5.72	31.88	40.00	41.16	38.76	68.20	-29.44 Peak
4	5075.317	7.29	34.15	41.03	41.78	42.19	74.00	-31.81 Peak
5	11000.000	11.26	37.70	36.92	37.47	49.51	74.00	-24.49 peak
6	16500.000	14.16	42.40	39.57	41.91	58.90	68.20	-9.30 peak





Test Mode: 31; Polarity: Vertical; Modulation:802.11a; Bandwidth:20MHz; Channel:Low

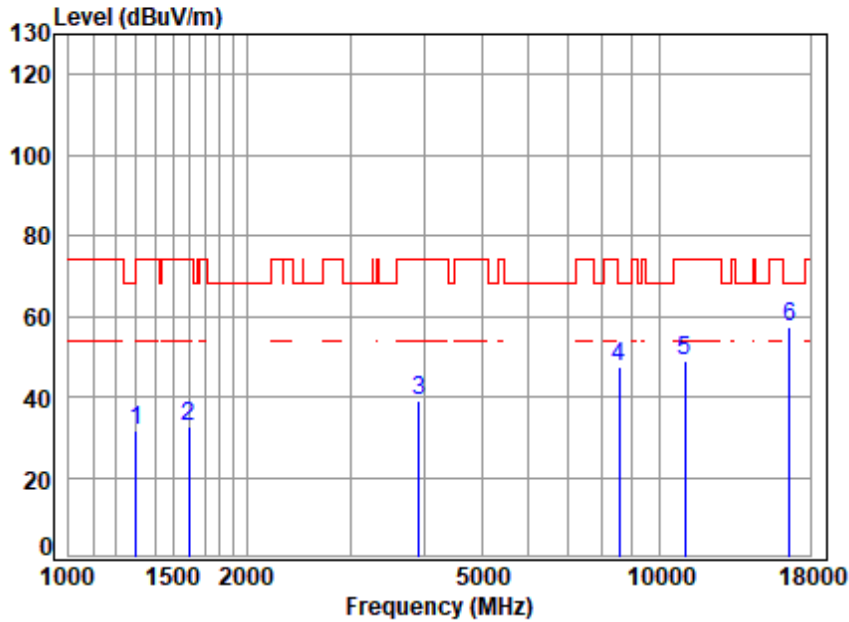


Site : chamber  
 Condition: 3m VERTICAL  
 Job No : 01105AT/01106AT  
 Mode : 5500 TX RSE  
 Note : 5G WIFI 11A

	Freq	Cable Loss	Ant Factor	Preamp Factor	Read Level	Level	Limit Line	Over Limit	Remark
	MHz	dB	dB/m	dB	dBuV	dBuV/m	dBuV/m	dB	
1	1746.898	3.54	26.80	38.88	41.84	33.30	68.20	-34.90	Peak
2	3546.577	5.67	31.80	39.97	40.77	38.27	68.20	-29.93	Peak
3	5730.396	7.92	34.50	41.30	42.43	43.55	68.20	-24.65	Peak
4	8013.020	9.23	36.20	39.97	41.49	46.95	68.20	-21.25	Peak
5	11000.000	11.26	37.70	36.92	36.93	48.97	74.00	-25.03	peak
6	16500.000	14.16	42.40	39.57	40.84	57.83	68.20	-10.37	peak



Test Mode: 31; Polarity: Horizontal; Modulation:802.11a; Bandwidth:20MHz; Channel:middle

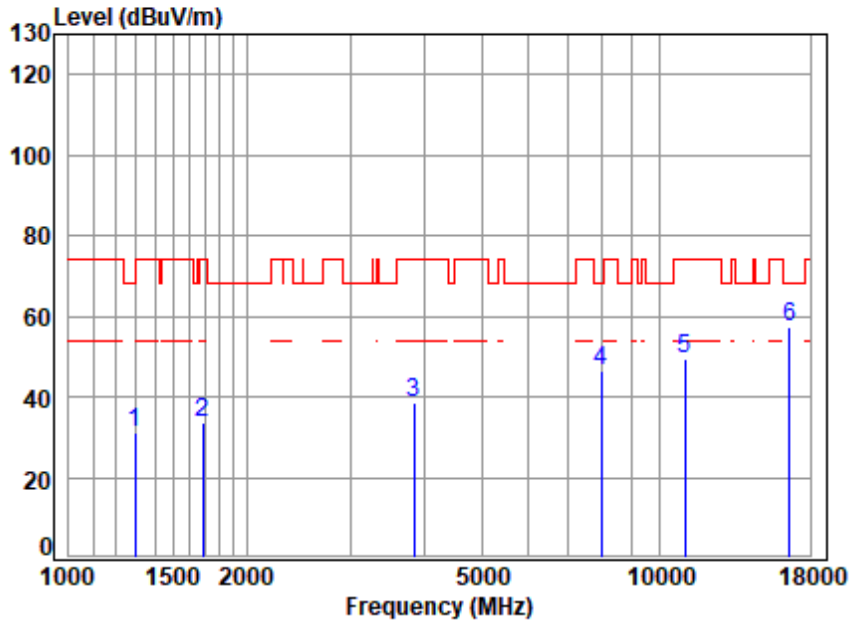


Site : chamber  
 Condition: 3m HORIZONTAL  
 Job No : 01105AT/01106AT  
 Mode : 5530 TX RSE  
 Note : 5G WIFI 11A

	Freq	Cable Loss	Ant Factor	Preamp Factor	Read Level	Limit Level	Over Limit	Remark
	MHz	dB	dB/m	dB	dBuV	dBuV/m	dBuV/m	dB
1	1300.858	2.96	24.70	38.63	42.77	31.80	74.00	-42.20 peak
2	1597.181	3.37	26.47	38.81	41.39	32.42	74.00	-41.58 peak
3	3924.135	6.18	32.60	40.25	40.62	39.15	74.00	-34.85 peak
4	8539.102	9.72	36.50	38.95	39.98	47.25	68.20	-20.95 peak
5	11060.000	11.30	37.76	36.95	36.85	48.96	74.00	-25.04 peak
6	16590.000	14.16	42.49	39.55	40.21	57.31	68.20	-10.89 peak



Test Mode: 31; Polarity: Vertical; Modulation:802.11a; Bandwidth:20MHz; Channel:middle

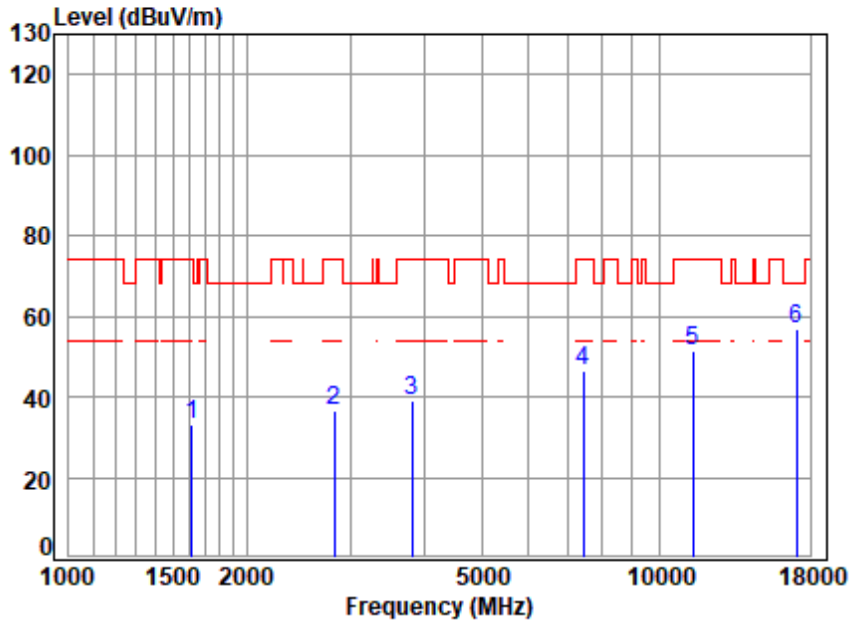


Site : chamber  
 Condition: 3m VERTICAL  
 Job No : 01105AT/01106AT  
 Mode : 5530 TX RSE  
 Note : 5G WIFI 11A

	Freq	Cable Loss	Ant Factor	Preamp Factor	Read Level	Level	Limit Line	Over Limit	Remark
	MHz	dB	dB/m	dB	dBuV	dBuV/m	dBuV/m	dB	
1	1297.103	2.95	24.69	38.63	42.36	31.37	68.20	-36.83	peak
2	1687.347	3.47	26.77	38.85	42.39	33.78	74.00	-40.22	peak
3	3845.537	6.08	32.71	40.19	40.05	38.65	74.00	-35.35	peak
4	7989.893	9.21	36.20	40.01	41.15	46.55	68.20	-21.65	peak
5	11060.000	11.30	37.76	36.95	37.40	49.51	74.00	-24.49	peak
6	16590.000	14.16	42.49	39.55	40.14	57.24	68.20	-10.96	peak



Test Mode: 31; Polarity: Horizontal; Modulation:802.11a; Bandwidth:20MHz; Channel:High

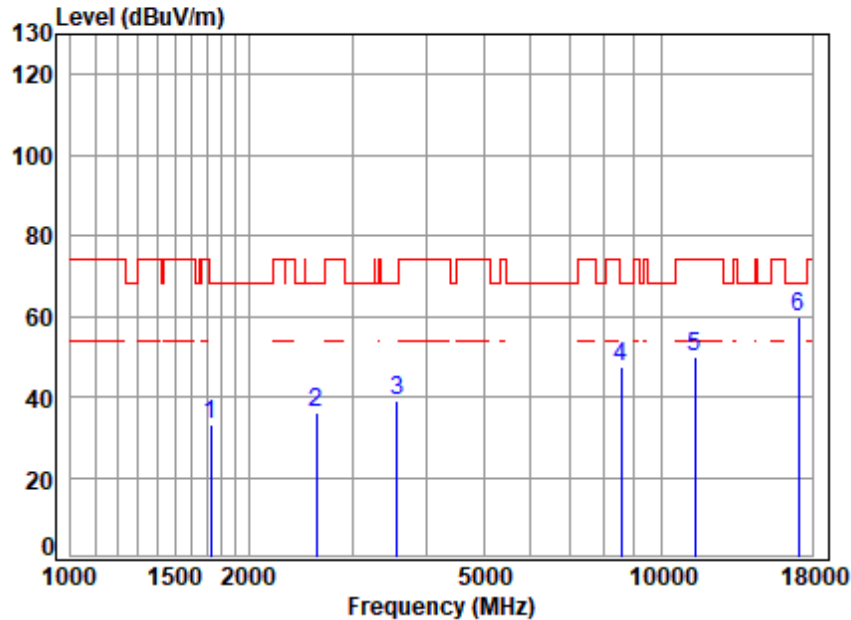


Site : chamber  
 Condition: 3m HORIZONTAL  
 Job No : 01105AT/01106AT  
 Mode : 5700 TX RSE  
 Note : 5G WIFI 11A

	Freq	Cable Loss	Ant Factor	Preamp Factor	Read Level	Limit Level	Over Limit	Remark
	MHz	dB	dB/m	dB	dBuV	dBuV/m	dBuV/m	dB
1	1615.754	3.39	26.56	38.82	42.22	33.35	74.00	-40.65 Peak
2	2814.411	4.65	29.56	39.42	41.94	36.73	74.00	-37.27 Peak
3	3812.336	6.03	32.78	40.17	40.61	39.25	74.00	-34.75 Peak
4	7432.914	8.72	35.90	40.33	42.42	46.71	74.00	-27.29 Peak
5	11400.000	11.52	37.90	37.12	39.21	51.51	74.00	-22.49 peak
6	17100.000	14.17	43.10	39.42	39.14	56.99	68.20	-11.21 peak



Test Mode: 31; Polarity: Vertical; Modulation:802.11a; Bandwidth:20MHz; Channel:High

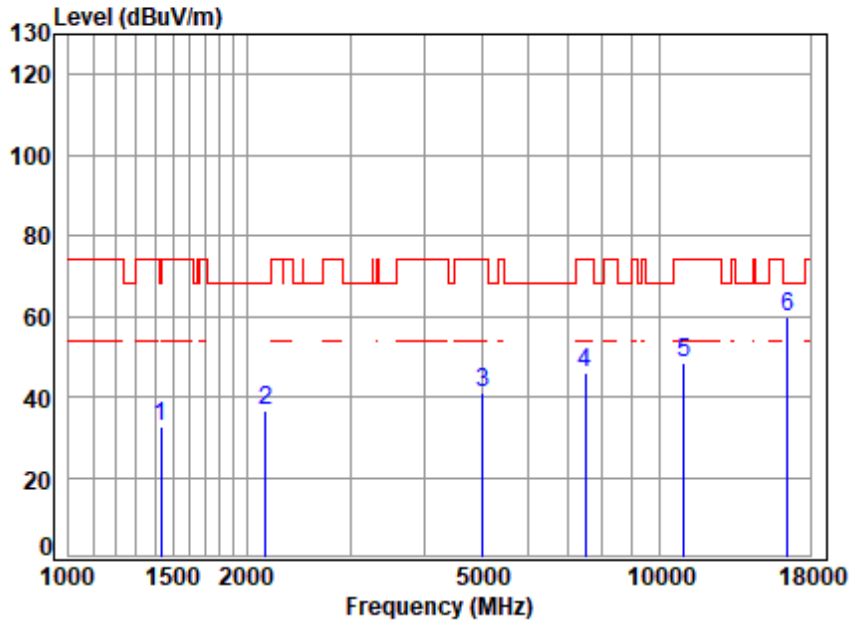


Site : chamber  
 Condition: 3m VERTICAL  
 Job No : 01105AT/01106AT  
 Mode : 5700 TX RSE  
 Note : 5G WIFI 11A

	Freq	Cable Loss	Ant Factor	Preamp Factor	Read Level	Limit Level	Over Limit	Remark
	MHz	dB	dB/m	dB	dBuV	dBuV/m	dBuV/m	dB
1	1726.818	3.52	26.80	38.87	41.68	33.13	68.20	-35.07 Peak
2	2603.126	4.46	29.60	39.33	41.14	35.87	68.20	-32.33 Peak
3	3567.138	5.69	31.83	39.98	41.65	39.19	68.20	-29.01 Peak
4	8539.102	9.72	36.50	38.95	40.24	47.51	68.20	-20.69 Peak
5	11400.000	11.52	37.90	37.12	37.78	50.08	74.00	-23.92 peak
6	17100.000	14.17	43.10	39.42	41.77	59.62	68.20	-8.58 peak



Test Mode: 31; Polarity: Horizontal; Modulation:802.11n; Bandwidth:20MHz; Channel:Low

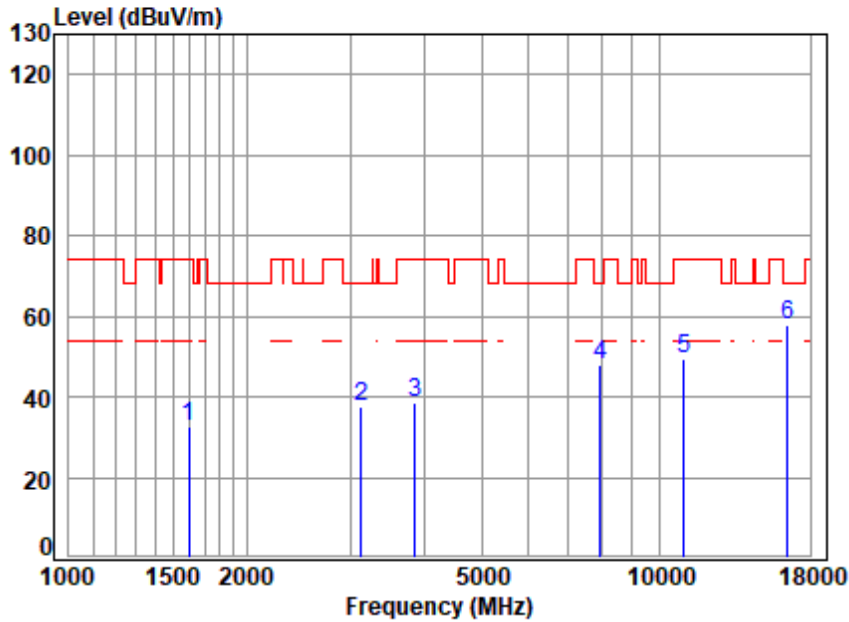


Site : chamber  
 Condition: 3m HORIZONTAL  
 Job No : 01105AT/01106AT  
 Mode : 5500 TX RSE  
 Note : 5G WIFI 11N20

	Cable	Ant	Preamp	Read	Limit	Over		
Freq	Loss	Factor	Factor	Level	Level	Line	Limit	Remark
MHz	dB	dB/m	dB	dBuV	dBuV/m	dBuV/m	dB	
1	3.15	25.13	38.71	43.22	32.79	68.20	-35.41	Peak
2	3.99	28.30	39.09	43.20	36.40	68.20	-31.80	Peak
3	7.23	34.27	41.01	40.49	40.98	74.00	-33.02	Peak
4	8.78	36.00	40.29	41.59	46.08	74.00	-27.92	Peak
5	11.26	37.70	36.92	36.22	48.26	74.00	-25.74	peak
6	14.16	42.40	39.57	42.88	59.87	68.20	-8.33	peak



Test Mode: 31; Polarity: Vertical; Modulation:802.11n; Bandwidth:20MHz; Channel:Low

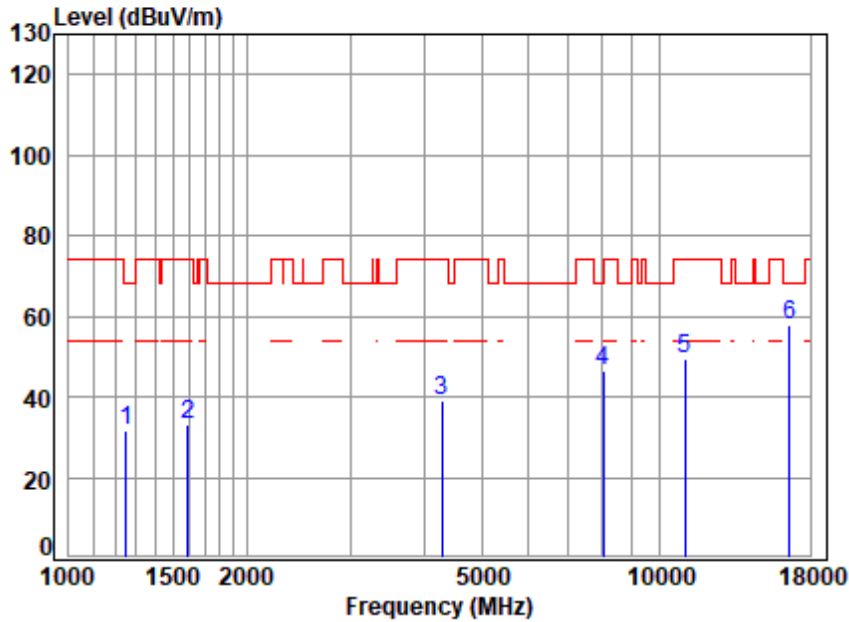


Site : chamber  
 Condition: 3m VERTICAL  
 Job No : 01105AT/01106AT  
 Mode : 5500 TX RSE  
 Note : 5G WIFI 11N20

	Freq	Cable Loss	Ant Factor	Preamp Factor	Read Level	Level	Limit Line	Over Limit	Remark
	MHz	dB	dB/m	dB	dBuV	dBuV/m	dBuV/m	dB	
1	1597.181	3.37	26.47	38.81	41.66	32.69	74.00	-41.31	Peak
2	3132.079	5.03	31.40	39.62	40.86	37.67	68.20	-30.53	Peak
3	3856.668	6.09	32.69	40.20	40.19	38.77	74.00	-35.23	Peak
4	7943.838	9.17	36.20	40.03	42.69	48.03	68.20	-20.17	Peak
5	11000.000	11.26	37.70	36.92	37.40	49.44	74.00	-24.56	peak
6	16500.000	14.16	42.40	39.57	40.81	57.80	68.20	-10.40	peak



Test Mode: 31; Polarity: Horizontal; Modulation:802.11n; Bandwidth:20MHz; Channel:middle



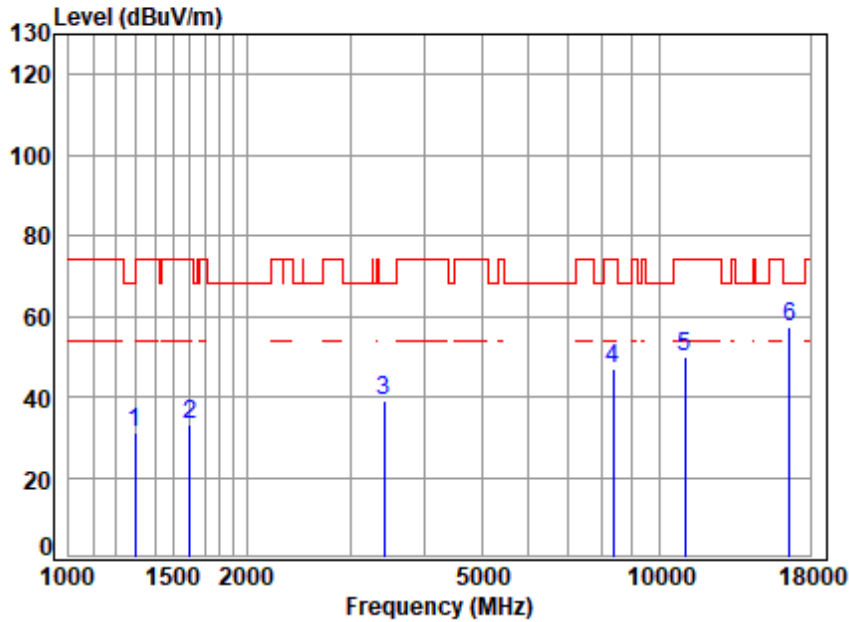
Site : chamber  
 Condition: 3m HORIZONTAL  
 Job No : 01105AT/01106AT  
 Mode : 5530 TX RSE  
 Note : 5G WIFI 11N20

	Freq	Cable Loss	Ant Factor	Preamp Factor	Read Level	Limit Level	Over Limit	Remark
	MHz	dB	dB/m	dB	dBuV	dBuV/m	dBuV/m	dB
1	1249.269	2.88	24.50	38.59	42.92	31.71	68.20	-36.49 peak
2	1592.571	3.36	26.41	38.80	41.92	32.89	74.00	-41.11 peak
3	4279.589	6.56	33.60	40.51	39.33	38.98	74.00	-35.02 peak
4	8036.214	9.25	36.20	39.93	41.08	46.60	74.00	-27.40 peak
5	11060.000	11.30	37.76	36.95	37.54	49.65	74.00	-24.35 peak
6	16590.000	14.16	42.49	39.55	40.94	58.04	68.20	-10.16 peak





Test Mode: 31; Polarity: Vertical; Modulation:802.11n; Bandwidth:20MHz; Channel:middle

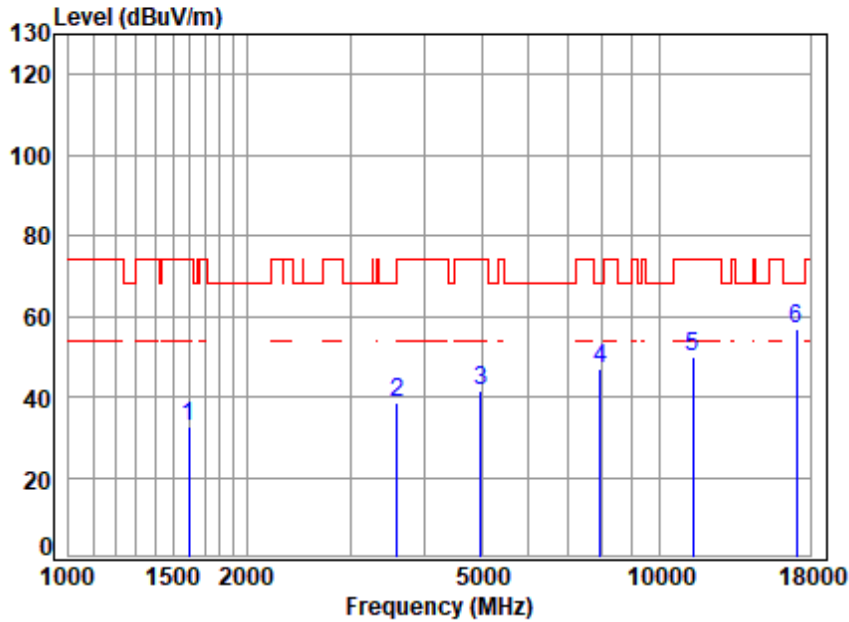


Site : chamber  
 Condition: 3m VERTICAL  
 Job No : 01105AT/01106AT  
 Mode : 5530 TX RSE  
 Note : 5G WIFI 11N20

	Freq	Cable Loss	Ant Factor	Preamp Factor	Read Level	Limit Level	Over Limit	Remark
	MHz	dB	dB/m	dB	dBuV	dBuV/m	dBuV/m	dB
1	1297.103	2.95	24.69	38.63	42.04	31.05	68.20	-37.15 peak
2	1606.441	3.38	26.53	38.81	42.05	33.15	74.00	-40.85 peak
3	3425.675	5.49	31.70	39.87	41.73	39.05	68.20	-29.15 peak
4	8368.069	9.57	36.40	39.27	40.49	47.19	74.00	-26.81 peak
5	11060.000	11.30	37.76	36.95	38.06	50.17	74.00	-23.83 peak
6	16590.000	14.16	42.49	39.55	40.04	57.14	68.20	-11.06 peak



Test Mode: 31; Polarity: Horizontal; Modulation:802.11n; Bandwidth:20MHz; Channel:High

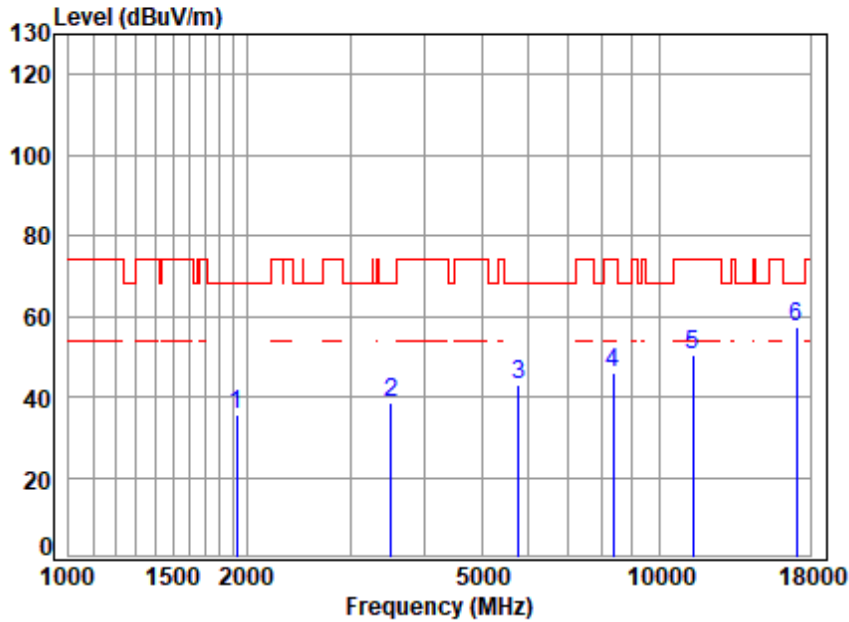


Site : chamber  
 Condition: 3m HORIZONTAL  
 Job No : 01105AT/01106AT  
 Mode : 5700 TX RSE  
 Note : 5G WIFI 11N20

	Freq	Cable Loss	Ant Factor	Preamp Factor	Read Level	Limit Level	Over Limit	Remark
	MHz	dB	dB/m	dB	dBuV	dBuV/m	dBuV/m	dB
1	1597.181	3.37	26.47	38.81	41.68	32.71	74.00	-41.29 Peak
2	3598.203	5.74	31.90	40.01	41.03	38.66	68.20	-29.54 Peak
3	4988.058	7.20	34.28	40.99	40.85	41.34	74.00	-32.66 Peak
4	7943.838	9.17	36.20	40.03	41.49	46.83	68.20	-21.37 Peak
5	11400.000	11.52	37.90	37.12	37.81	50.11	74.00	-23.89 peak
6	17100.000	14.17	43.10	39.42	39.02	56.87	68.20	-11.33 peak



Test Mode: 31; Polarity: Vertical; Modulation:802.11n; Bandwidth:20MHz; Channel:High

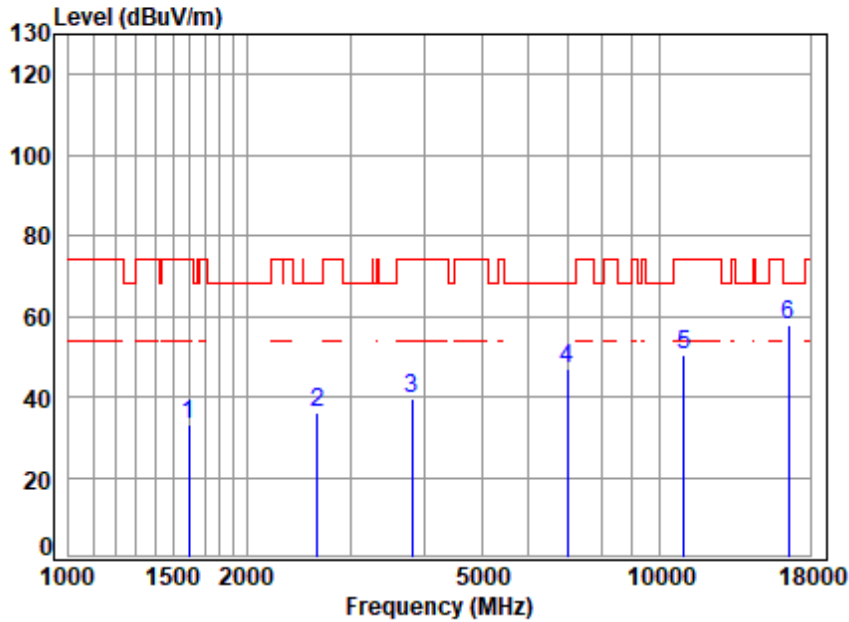


Site : chamber  
 Condition: 3m VERTICAL  
 Job No : 01105AT/01106AT  
 Mode : 5700 TX RSE  
 Note : 5G WIFI 11N20

	Freq	Cable Loss	Ant Factor	Preamp Factor	Read Level	Limit Level	Over Limit	Remark
	MHz	dB	dB/m	dB	dBuV	dBuV/m	dBuV/m	dB
1	1921.727	3.73	27.53	38.97	43.29	35.58	68.20	-32.62 Peak
2	3515.957	5.62	31.80	39.94	41.31	38.79	68.20	-29.41 Peak
3	5780.300	7.97	34.56	41.32	41.89	43.10	68.20	-25.10 Peak
4	8343.918	9.55	36.40	39.32	39.44	46.07	74.00	-27.93 Peak
5	11400.000	11.52	37.90	37.12	38.16	50.46	74.00	-23.54 peak
6	17100.000	14.17	43.10	39.42	39.26	57.11	68.20	-11.09 peak



Test Mode: 31; Polarity: Horizontal; Modulation:802.11n; Bandwidth:40MHz; Channel:Low

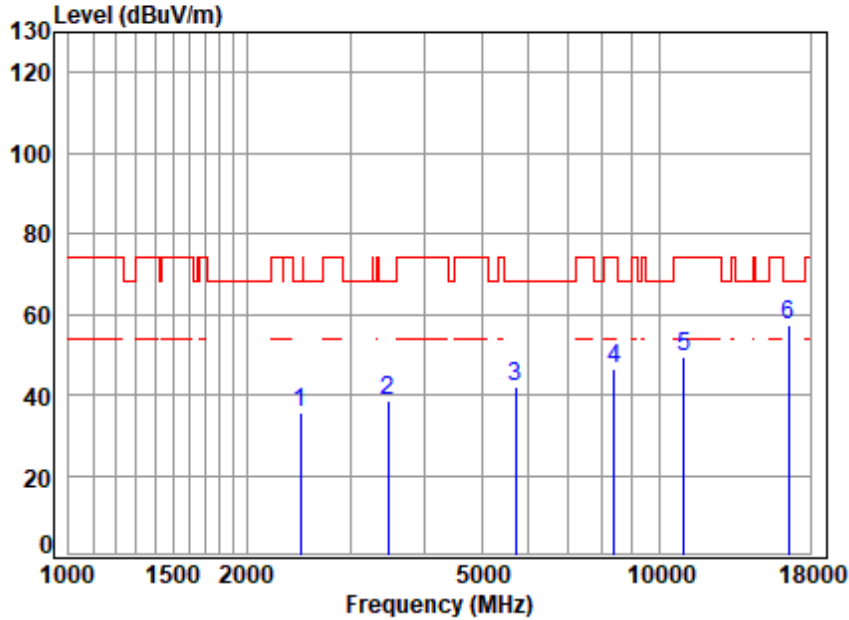


Site : chamber  
 Condition: 3m HORIZONTAL  
 Job No : 01105AT/01106AT  
 Mode : 5510 TX RSE  
 Note : 5G WIFI 11N40

	Freq	Cable Loss	Ant Factor	Preamp Factor	Read Level	Level	Limit Line	Over Limit	Remark
	MHz	dB	dB/m	dB	dBuV	dBuV/m	dBuV/m	dB	
1	1597.181	3.37	26.47	38.81	41.92	32.95	74.00	-41.05	Peak
2	2633.397	4.49	29.60	39.34	41.39	36.14	68.20	-32.06	Peak
3	3812.336	6.03	32.78	40.17	40.70	39.34	74.00	-34.66	Peak
4	6974.982	8.32	35.75	40.62	43.63	47.08	68.20	-21.12	Peak
5	11020.000	11.27	37.72	36.93	38.38	50.44	74.00	-23.56	peak
6	16530.000	14.16	42.43	39.56	40.89	57.92	68.20	-10.28	peak



Test Mode: 31; Polarity: Vertical; Modulation:802.11n; Bandwidth:40MHz; Channel:Low

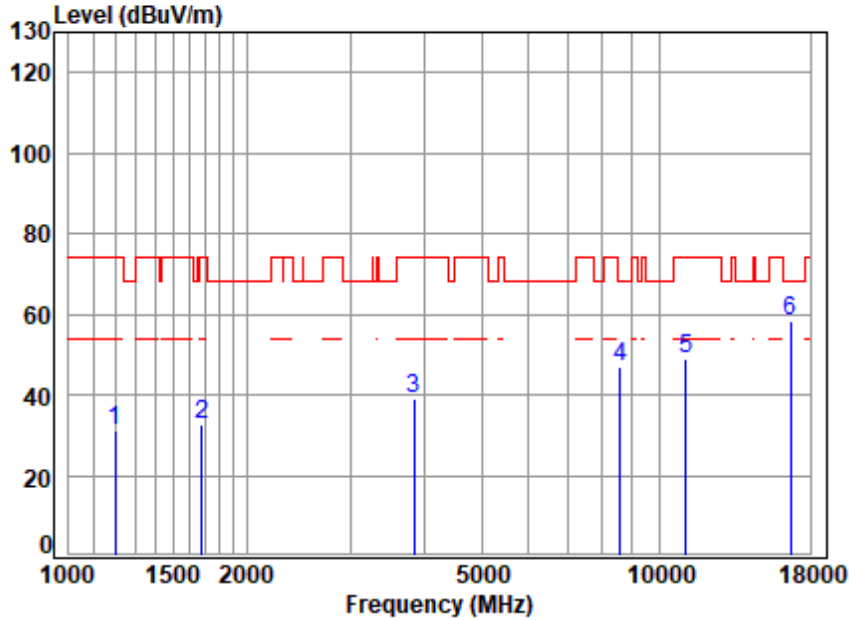


Site : chamber  
 Condition: 3m VERTICAL  
 Job No : 01105AT/01106AT  
 Mode : 5510 TX RSE  
 Note : 5G WIFI 11N40

	Freq	Cable Loss	Ant Factor	Preamp Factor	Read Level	Limit Level	Over Limit	Remark
	MHz	dB	dB/m	dB	dBuV	dBuV/m	dBuV/m	dB
1	2464.024	4.32	29.18	39.26	41.46	35.70	68.20	-32.50 Peak
2	3475.541	5.56	31.75	39.91	41.17	38.57	68.20	-29.63 Peak
3	5713.856	7.91	34.50	41.29	40.80	41.92	68.20	-26.28 Peak
4	8392.292	9.59	36.40	39.23	39.73	46.49	74.00	-27.51 Peak
5	11020.000	11.27	37.72	36.93	37.36	49.42	74.00	-24.58 peak
6	16530.000	14.16	42.43	39.56	40.45	57.48	68.20	-10.72 peak



Test Mode: 31; Polarity: Horizontal; Modulation:802.11n; Bandwidth:40MHz; Channel:middle

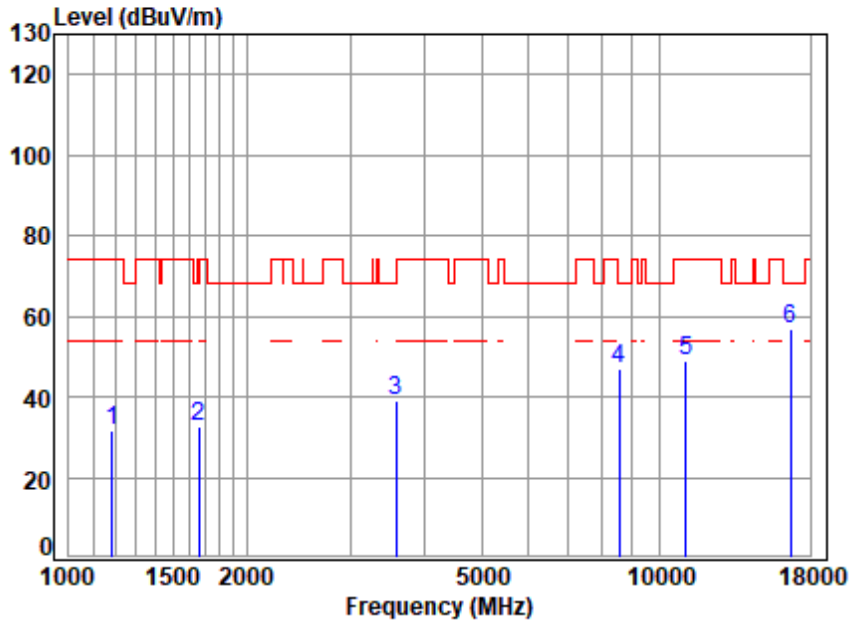


Site : chamber  
 Condition: 3m HORIZONTAL  
 Job No : 01105AT/01106AT  
 Mode : 5550 TX RSE  
 Note : 5G WIFI 11N40

	Freq	Cable Loss	Ant Factor	Preamp Factor	Read Level	Limit Level	Over Limit	Remark
	MHz	dB	dB/m	dB	dBuV	dBuV/m	dBuV/m	dB
1	1199.726	2.80	24.40	38.56	42.60	31.24	74.00	-42.76 peak
2	1682.477	3.47	26.77	38.85	41.06	32.45	74.00	-41.55 peak
3	3845.537	6.08	32.71	40.19	40.40	39.00	74.00	-35.00 peak
4	8588.607	9.77	36.58	38.85	39.48	46.98	68.20	-21.22 peak
5	11100.000	11.33	37.80	36.97	36.59	48.75	74.00	-25.25 peak
6	16650.000	14.16	42.65	39.53	41.18	58.46	68.20	-9.74 peak



Test Mode: 31; Polarity: Vertical; Modulation:802.11n; Bandwidth:40MHz; Channel:middle

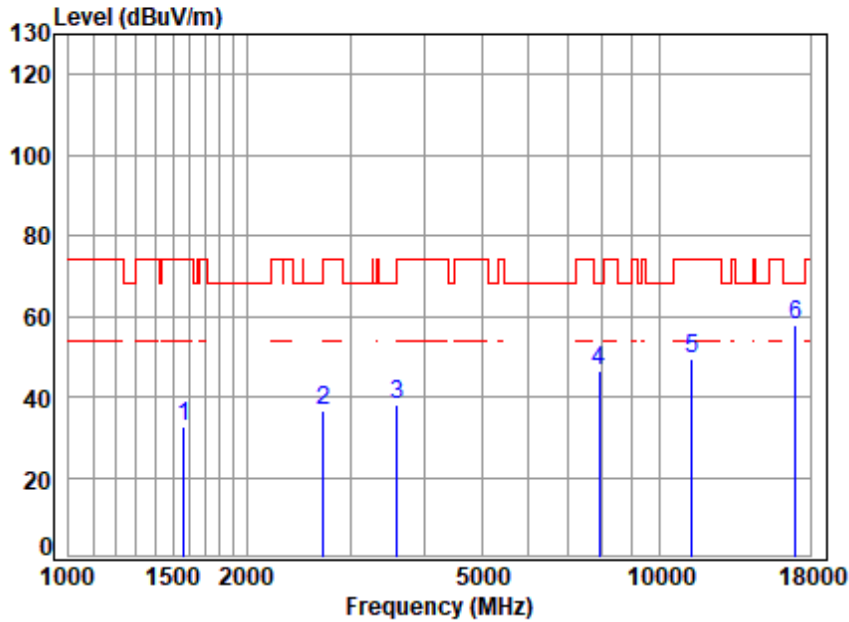


Site : chamber  
 Condition: 3m VERTICAL  
 Job No : 01105AT/01106AT  
 Mode : 5550 TX RSE  
 Note : 5G WIFI 11N40

	Freq	Cable Loss	Ant Factor	Preamp Factor	Read Level	Limit Level	Over Limit	Remark
	MHz	dB	dB/m	dB	dBuV	dBuV/m	dBuV/m	dB
1	1185.936	2.78	24.34	38.55	42.94	31.51	74.00	-42.49 peak
2	1658.337	3.44	26.72	38.84	41.47	32.79	68.20	-35.41 peak
3	3587.818	5.72	31.88	40.00	41.49	39.09	68.20	-29.11 peak
4	8563.818	9.75	36.53	38.90	39.45	46.83	68.20	-21.37 peak
5	11100.000	11.33	37.80	36.97	36.85	49.01	74.00	-24.99 peak
6	16650.000	14.16	42.65	39.53	39.72	57.00	68.20	-11.20 peak



Test Mode: 31; Polarity: Horizontal; Modulation:802.11n; Bandwidth:40MHz; Channel:High



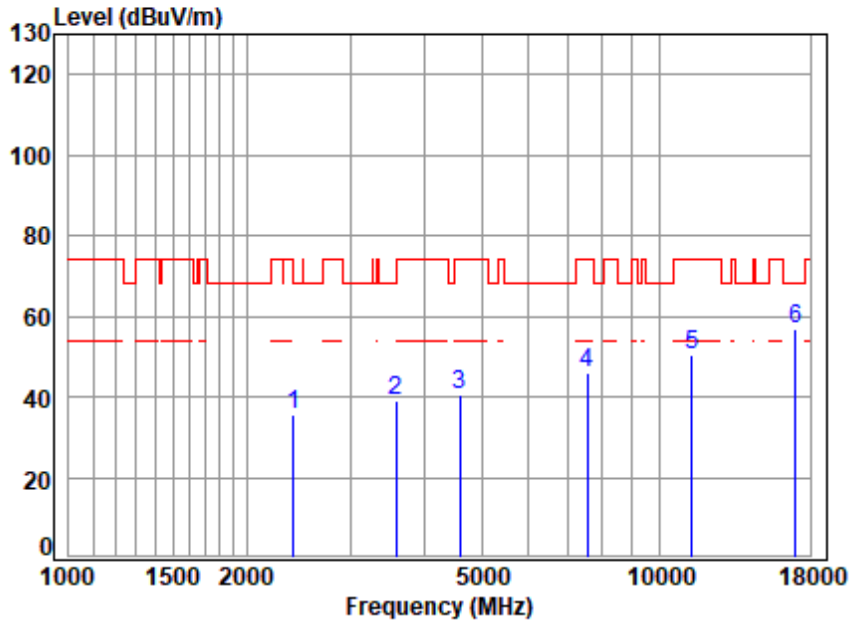
Site : chamber  
 Condition: 3m HORIZONTAL  
 Job No : 01105AT/01106AT  
 Mode : 5670 TX RSE  
 Note : 5G WIFI 11N40

	Freq	Cable Loss	Ant Factor	Preamp Factor	Read Level	Limit Level	Over Limit	Remark
	MHz	dB	dB/m	dB	dBuV	dBuV/m	dBuV/m	dB
1	1565.191	3.33	26.08	38.79	42.10	32.72	74.00	-41.28 Peak
2	2694.998	4.55	29.51	39.37	41.88	36.57	74.00	-37.43 Peak
3	3598.203	5.74	31.90	40.01	40.64	38.27	68.20	-29.93 Peak
4	7920.911	9.15	36.20	40.04	41.32	46.63	68.20	-21.57 Peak
5	11340.000	11.48	37.84	37.09	37.40	49.63	74.00	-24.37 peak
6	17010.000	14.16	42.92	39.44	40.04	57.68	68.20	-10.52 peak





Test Mode: 31; Polarity: Vertical; Modulation:802.11n; Bandwidth:40MHz; Channel:High

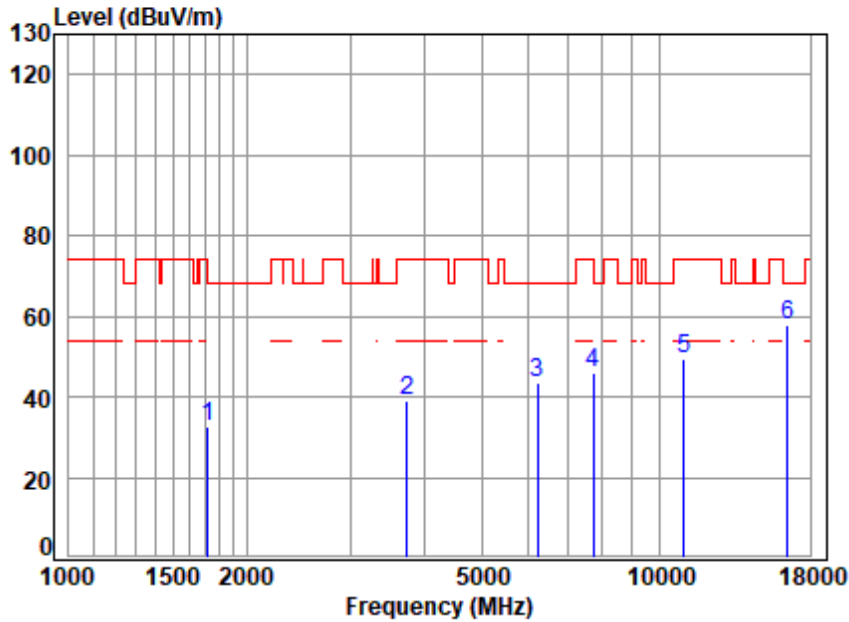


Site : chamber  
 Condition: 3m VERTICAL  
 Job No : 01105AT/01106AT  
 Mode : 5670 TX RSE  
 Note : 5G WIFI 11N40

	Freq	Cable Loss	Ant Factor	Preamp Factor	Read Level	Limit Level	Over Limit	Remark
	MHz	dB	dB/m	dB	dBuV	dBuV/m	dBuV/m	dB
1	2400.753	4.26	28.80	39.23	41.70	35.53	68.20	-32.67 Peak
2	3587.818	5.72	31.88	40.00	41.27	38.87	68.20	-29.33 Peak
3	4600.276	6.86	33.50	40.74	41.09	40.71	74.00	-33.29 Peak
4	7541.114	8.82	36.08	40.27	41.54	46.17	74.00	-27.83 Peak
5	11340.000	11.48	37.84	37.09	38.35	50.58	74.00	-23.42 peak
6	17010.000	14.16	42.92	39.44	39.32	56.96	68.20	-11.24 peak



Test Mode: 31; Polarity: Horizontal; Modulation:802.11ac; Bandwidth:20MHz; Channel:Low

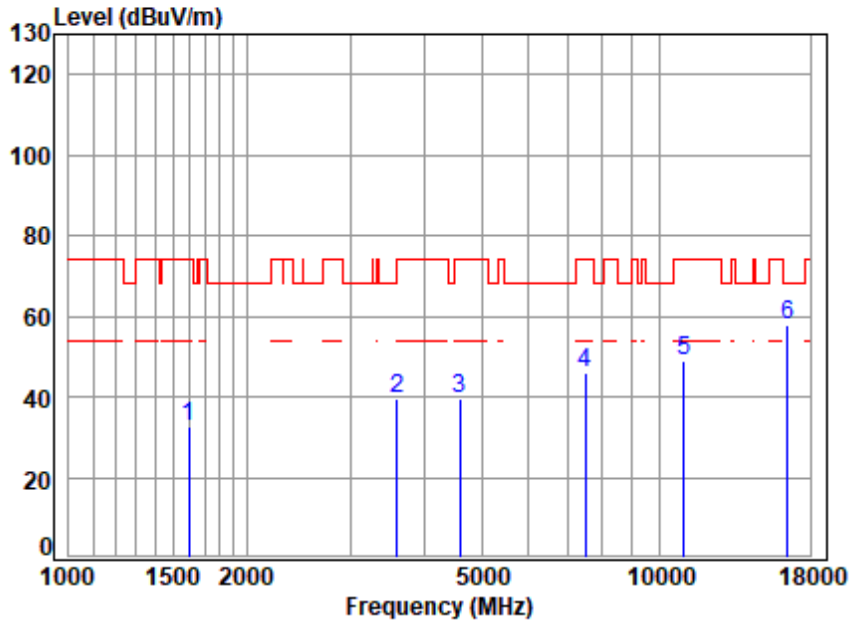


Site : chamber  
 Condition: 3m HORIZONTAL  
 Job No : 01105AT/01106AT  
 Mode : 5500 TX RSE  
 Note : 5G WIFI 11AC20

	Freq	Cable Loss	Ant Factor	Preamp Factor	Read Level	Limit Level	Over Limit	Remark
	MHz	dB	dB/m	dB	dBuV	dBuV/m	dBuV/m	dB
1	1721.834	3.51	26.80	38.87	41.36	32.80	74.00	-41.20 Peak
2	3735.978	5.93	32.44	40.11	40.67	38.93	74.00	-35.07 Peak
3	6231.427	8.20	35.20	41.20	41.12	43.32	68.20	-24.88 Peak
4	7717.518	8.98	36.20	40.16	40.88	45.90	74.00	-28.10 Peak
5	11000.000	11.26	37.70	36.92	37.20	49.24	74.00	-24.76 peak
6	16500.000	14.16	42.40	39.57	40.82	57.81	68.20	-10.39 peak



Test Mode: 31; Polarity: Vertical; Modulation:802.11ac; Bandwidth:20MHz; Channel:Low

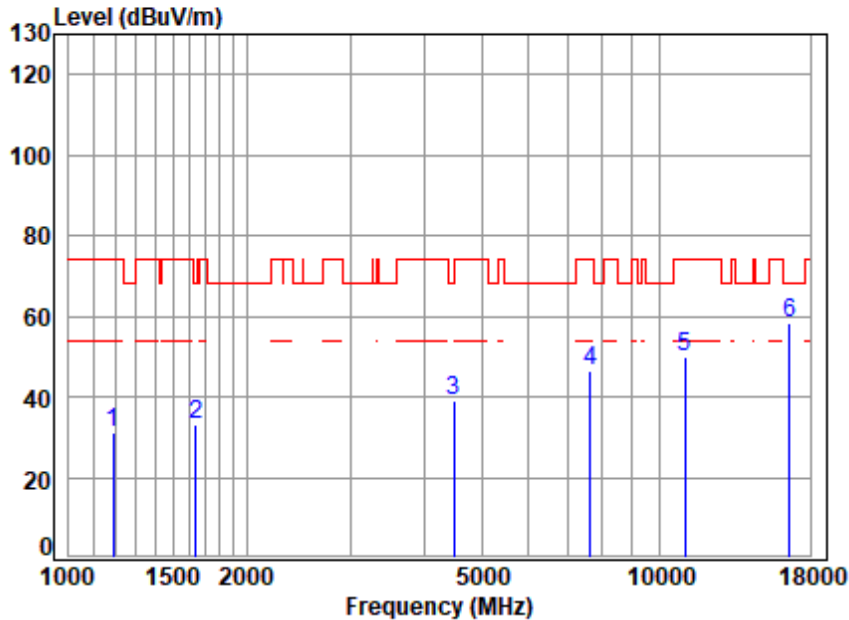


Site : chamber  
 Condition: 3m VERTICAL  
 Job No : 01105AT/01106AT  
 Mode : 5500 TX RSE  
 Note : 5G WIFI 11AC20

	Freq	Cable Loss	Ant Factor	Preamp Factor	Read Level	Limit Level	Over Limit	Remark
	MHz	dB	dB/m	dB	dBuV	dBuV/m	dBuV/m	dB
1	1597.181	3.37	26.47	38.81	41.83	32.86	74.00	-41.14 Peak
2	3598.203	5.74	31.90	40.01	41.70	39.33	68.20	-28.87 Peak
3	4586.999	6.85	33.47	40.73	39.98	39.57	74.00	-34.43 Peak
4	7497.646	8.78	36.00	40.29	41.64	46.13	74.00	-27.87 Peak
5	11000.000	11.26	37.70	36.92	36.84	48.88	74.00	-25.12 peak
6	16500.000	14.16	42.40	39.57	40.97	57.96	68.20	-10.24 peak



Test Mode: 31; Polarity: Horizontal; Modulation:802.11ac; Bandwidth:20MHz; Channel:middle

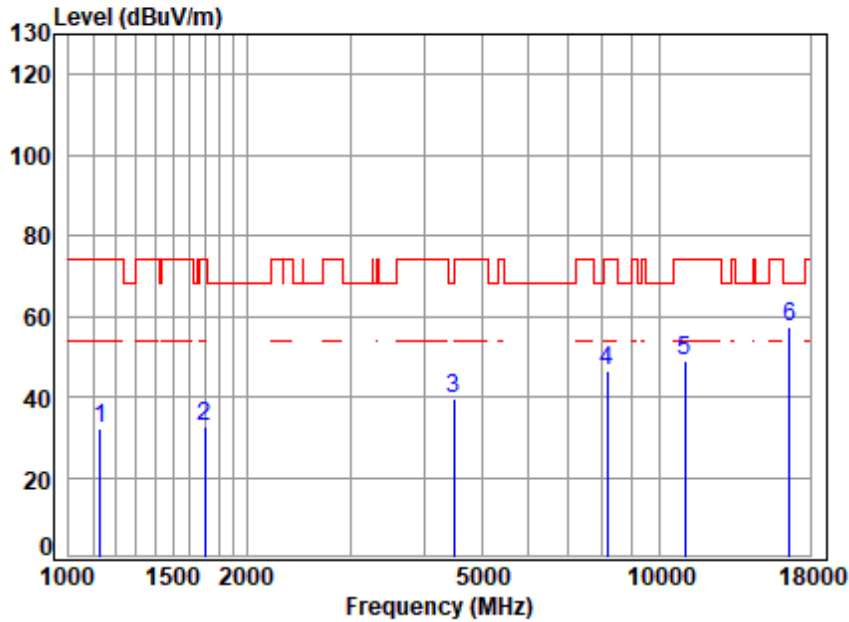


Site : chamber  
 Condition: 3m HORIZONTAL  
 Job No : 01105AT/01106AT  
 Mode : 5530 TX RSE  
 Note : 5G WIFI 11AC20

	Freq	Cable Loss	Ant Factor	Preamp Factor	Read Level	Limit Level	Over Limit	Remark
	MHz	dB	dB/m	dB	dBuV	dBuV/m	dBuV/m	dB
1	1189.368	2.78	24.36	38.55	42.50	31.09	74.00	-42.91 peak
2	1644.019	3.42	26.68	38.83	41.79	33.06	68.20	-35.14 peak
3	4482.150	6.75	33.50	40.66	39.56	39.15	68.20	-29.05 peak
4	7628.806	8.90	36.16	40.21	41.78	46.63	74.00	-27.37 peak
5	11060.000	11.30	37.76	36.95	37.63	49.74	74.00	-24.26 peak
6	16590.000	14.16	42.49	39.55	41.13	58.23	68.20	-9.97 peak



Test Mode: 31; Polarity: Vertical; Modulation:802.11ac; Bandwidth:20MHz; Channel:middle

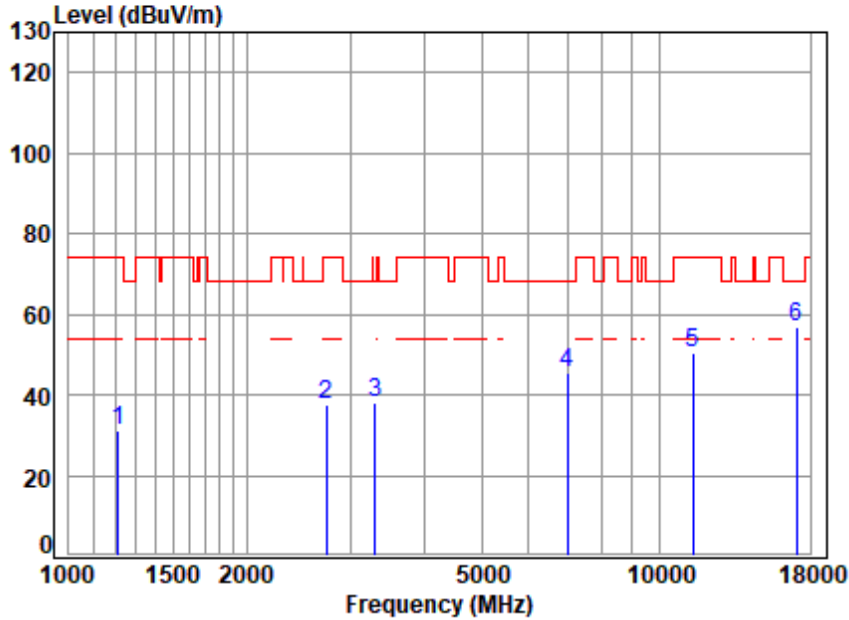


Site : chamber  
 Condition: 3m VERTICAL  
 Job No : 01105AT/01106AT  
 Mode : 5530 TX RSE  
 Note : 5G WIFI 11AC20

	Freq	Cable Loss	Ant Factor	Preamp Factor	Read Level	Limit Level	Over Limit	Remark
	MHz	dB	dB/m	dB	dBuV	dBuV/m	dBuV/m	dB
1	1129.072	2.68	24.12	38.51	43.64	31.93	74.00	-42.07 peak
2	1697.129	3.49	26.79	38.86	40.99	32.41	74.00	-41.59 peak
3	4482.150	6.75	33.50	40.66	39.90	39.49	68.20	-28.71 peak
4	8153.195	9.37	36.40	39.69	40.33	46.41	74.00	-27.59 peak
5	11060.000	11.30	37.76	36.95	36.84	48.95	74.00	-25.05 peak
6	16590.000	14.16	42.49	39.55	40.17	57.27	68.20	-10.93 peak



Test Mode: 31; Polarity: Horizontal; Modulation:802.11ac; Bandwidth:20MHz; Channel:High

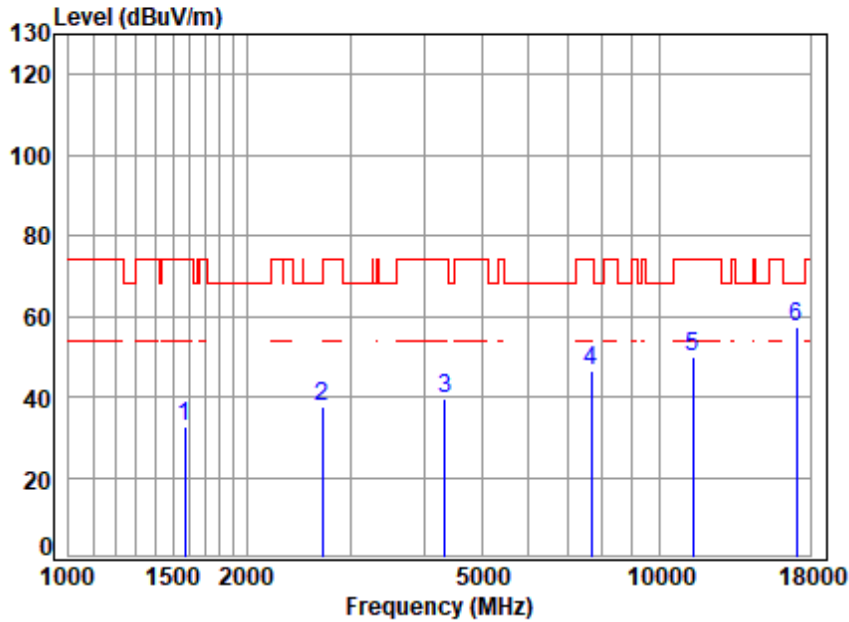


Site : chamber  
 Condition: 3m HORIZONTAL  
 Job No : 01105AT/01106AT  
 Mode : 5700 TX RSE  
 Note : 5G WIFI 11AC20

	Freq	Cable Loss	Ant Factor	Preamp Factor	Read Level	Limit Level	Over Limit	Remark
	MHz	dB	dB/m	dB	dBuV	dBuV/m	dBuV/m	dB
1	1213.677	2.82	24.43	38.57	42.55	31.23	74.00	-42.77 Peak
2	2726.337	4.57	29.50	39.38	42.85	37.54	74.00	-36.46 Peak
3	3299.344	5.30	31.60	39.76	40.87	38.01	68.20	-30.19 Peak
4	6974.982	8.32	35.75	40.62	42.25	45.70	68.20	-22.50 Peak
5	11400.000	11.52	37.90	37.12	38.32	50.62	74.00	-23.38 peak
6	17100.000	14.17	43.10	39.42	38.87	56.72	68.20	-11.48 peak



Test Mode: 31; Polarity: Vertical; Modulation:802.11ac; Bandwidth:20MHz; Channel:High

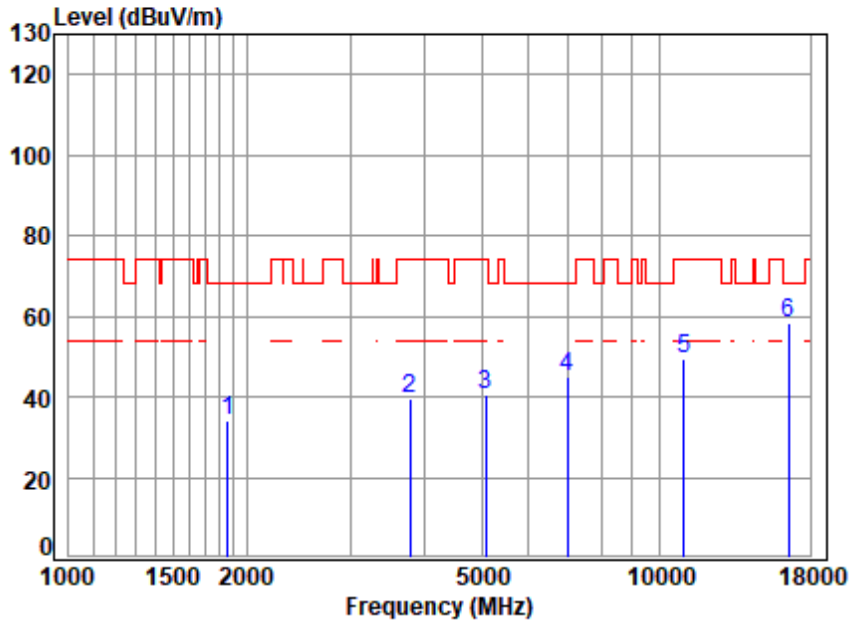


Site : chamber  
 Condition: 3m VERTICAL  
 Job No : 01105AT/01106AT  
 Mode : 5700 TX RSE  
 Note : 5G WIFI 11AC20

	Freq	Cable Loss	Ant Factor	Preamp Factor	Read Level	Level	Limit Line	Over Limit	Remark
	MHz	dB	dB/m	dB	dBuV	dBuV/m	dBuV/m	dB	
1	1574.265	3.34	26.19	38.79	41.72	32.46	74.00	-41.54	Peak
2	2687.220	4.54	29.53	39.36	42.77	37.48	68.20	-30.72	Peak
3	4341.886	6.62	33.60	40.56	40.07	39.73	74.00	-34.27	Peak
4	7673.034	8.94	36.20	40.19	41.58	46.53	74.00	-27.47	Peak
5	11400.000	11.52	37.90	37.12	37.51	49.81	74.00	-24.19	peak
6	17100.000	14.17	43.10	39.42	39.63	57.48	68.20	-10.72	peak



Test Mode: 31; Polarity: Horizontal; Modulation:802.11ac; Bandwidth:40MHz; Channel:Low



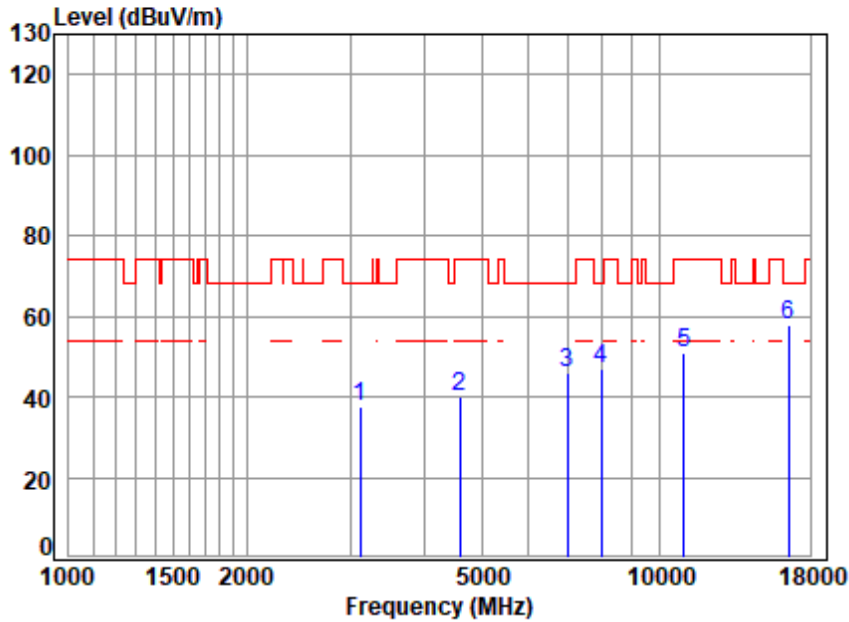
Site : chamber  
 Condition: 3m HORIZONTAL  
 Job No : 01105AT/01106AT  
 Mode : 5510 TX RSE  
 Note : 5G WIFI 11AC40

	Freq	Cable Loss	Ant Factor	Preamp Factor	Read Level	Level	Limit Line	Over Limit	Remark
	MHz	dB	dB/m	dB	dBuV	dBuV/m	dBuV/m	dB	
1	1856.215	3.66	27.31	38.94	42.18	34.21	68.20	-33.99	Peak
2	3790.361	6.00	32.74	40.15	40.91	39.50	74.00	-34.50	Peak
3	5075.317	7.29	34.15	41.03	40.03	40.44	74.00	-33.56	Peak
4	6995.172	8.32	35.79	40.60	41.54	45.05	68.20	-23.15	Peak
5	11020.000	11.27	37.72	36.93	37.50	49.56	74.00	-24.44	peak
6	16530.000	14.16	42.43	39.56	41.09	58.12	68.20	-10.08	peak





Test Mode: 31; Polarity: Vertical; Modulation:802.11ac; Bandwidth:40MHz; Channel:Low

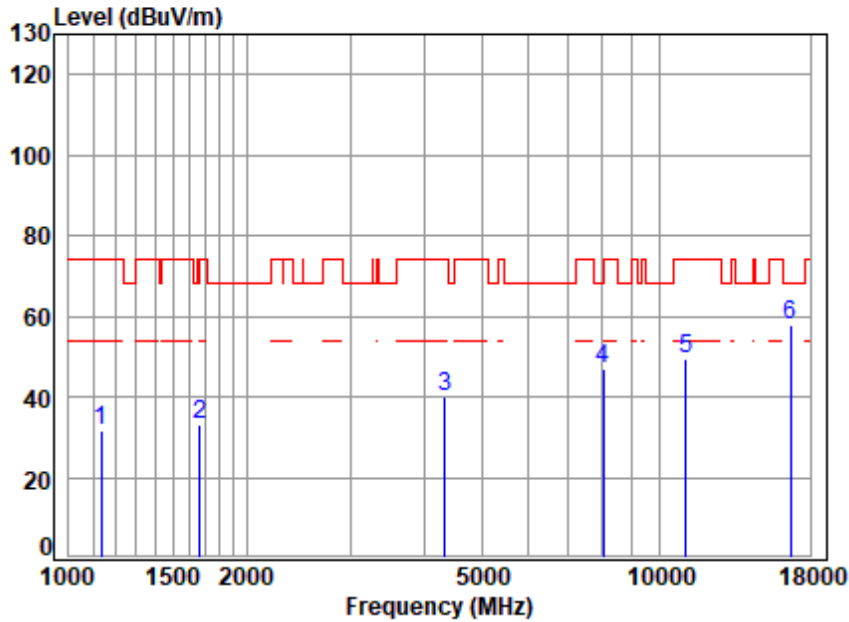


Site : chamber  
 Condition: 3m VERTICAL  
 Job No : 01105AT/01106AT  
 Mode : 5510 TX RSE  
 Note : 5G WIFI 11AC40

	Freq	Cable Loss	Ant Factor	Preamp Factor	Read Level	Limit Level	Over Limit	Remark
	MHz	dB	dB/m	dB	dBuV	dBuV/m	dBuV/m	dB
1	3114.025	5.00	31.40	39.60	40.91	37.71	68.20	-30.49 Peak
2	4600.276	6.86	33.50	40.74	40.64	40.26	74.00	-33.74 Peak
3	6974.982	8.32	35.75	40.62	42.67	46.12	68.20	-22.08 Peak
4	7989.893	9.21	36.20	40.01	41.43	46.83	68.20	-21.37 Peak
5	11020.000	11.27	37.72	36.93	39.03	51.09	74.00	-22.91 peak
6	16530.000	14.16	42.43	39.56	41.01	58.04	68.20	-10.16 peak



Test Mode: 31; Polarity: Horizontal; Modulation:802.11ac; Bandwidth:40MHz; Channel:middle

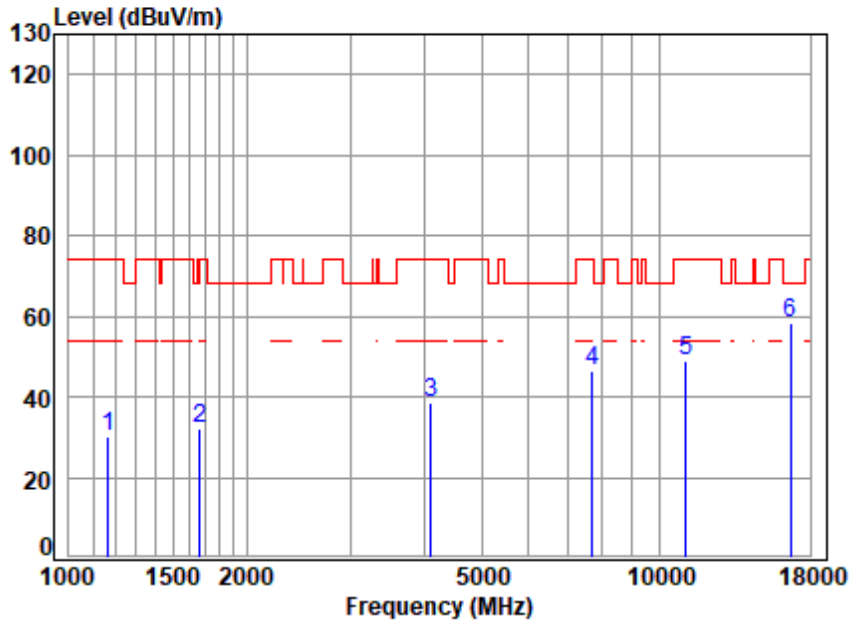


Site : chamber  
 Condition: 3m HORIZONTAL  
 Job No : 01105AT/01106AT  
 Mode : 5550 TX RSE  
 Note : 5G WIFI 11AC40

	Freq	Cable Loss	Ant Factor	Preamp Factor	Read Level	Limit Level	Over Limit	Remark
	MHz	dB	dB/m	dB	dBuV	dBuV/m	dBuV/m	dB
1	1135.617	2.69	24.14	38.51	43.13	74.00	-42.55	peak
2	1667.951	3.45	26.74	38.84	41.66	74.00	-40.99	peak
3	4341.886	6.62	33.60	40.56	40.27	74.00	-34.07	peak
4	8036.214	9.25	36.20	39.93	41.41	74.00	-27.07	peak
5	11100.000	11.33	37.80	36.97	37.06	74.00	-24.78	peak
6	16650.000	14.16	42.65	39.53	40.44	68.20	-10.48	peak



Test Mode: 31; Polarity: Vertical; Modulation:802.11ac; Bandwidth:40MHz; Channel:middle

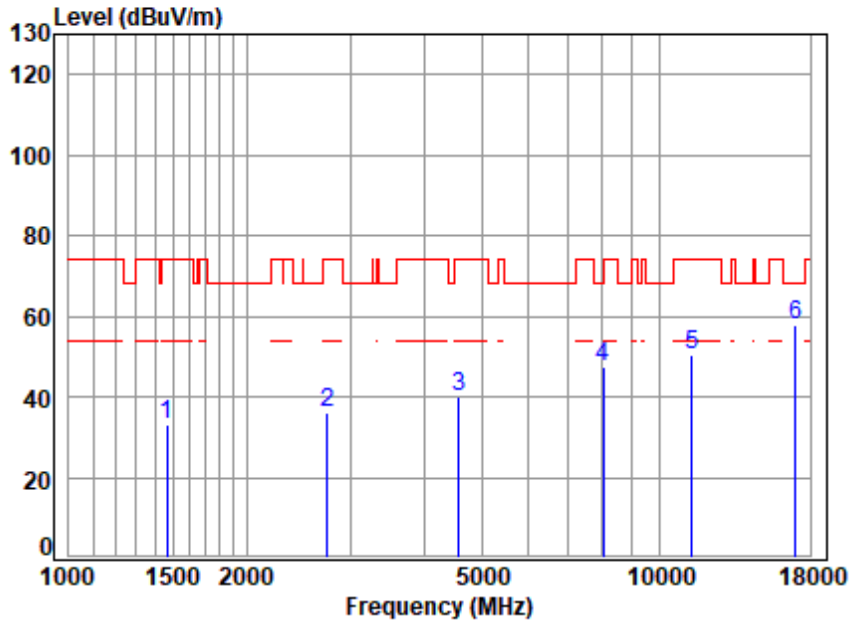


Site : chamber  
 Condition: 3m VERTICAL  
 Job No : 01105AT/01106AT  
 Mode : 5550 TX RSE  
 Note : 5G WIFI 11AC40

	Freq	Cable Loss	Ant Factor	Preamp Factor	Read Level	Limit Level	Over Limit	Remark
	MHz	dB	dB/m	dB	dBuV	dBuV/m	dBuV/m	dB
1	1165.546	2.74	24.26	38.53	41.79	30.26	74.00	-43.74 peak
2	1667.951	3.45	26.74	38.84	41.00	32.35	74.00	-41.65 peak
3	4109.872	6.39	33.02	40.39	39.74	38.76	74.00	-35.24 peak
4	7695.244	8.96	36.20	40.17	41.71	46.70	74.00	-27.30 peak
5	11100.000	11.33	37.80	36.97	36.80	48.96	74.00	-25.04 peak
6	16650.000	14.16	42.65	39.53	41.06	58.34	68.20	-9.86 peak



Test Mode: 31; Polarity: Horizontal; Modulation:802.11ac; Bandwidth:40MHz; Channel:High

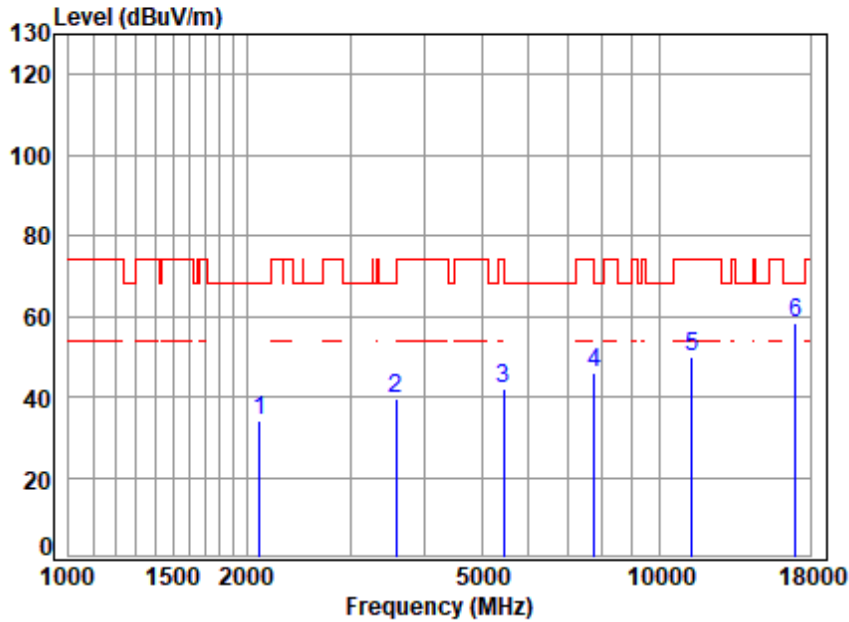


Site : chamber  
 Condition: 3m HORIZONTAL  
 Job No : 01105AT/01106AT  
 Mode : 5670 TX RSE  
 Note : 5G WIFI 11AC40

	Freq	Cable Loss	Ant Factor	Preamp Factor	Read Level	Limit Level	Over Limit	Remark
	MHz	dB	dB/m	dB	dBuV	dBuV/m	dBuV/m	dB
1	1468.761	3.20	25.28	38.73	43.43	33.18	74.00	-40.82 Peak
2	2742.143	4.59	29.50	39.39	41.27	35.97	74.00	-38.03 Peak
3	4573.760	6.84	33.45	40.72	40.62	40.19	74.00	-33.81 Peak
4	8036.214	9.25	36.20	39.93	41.76	47.28	74.00	-26.72 Peak
5	11340.000	11.48	37.84	37.09	38.07	50.30	74.00	-23.70 peak
6	17010.000	14.16	42.92	39.44	40.31	57.95	68.20	-10.25 peak



Test Mode: 31; Polarity: Vertical; Modulation:802.11ac; Bandwidth:40MHz; Channel:High

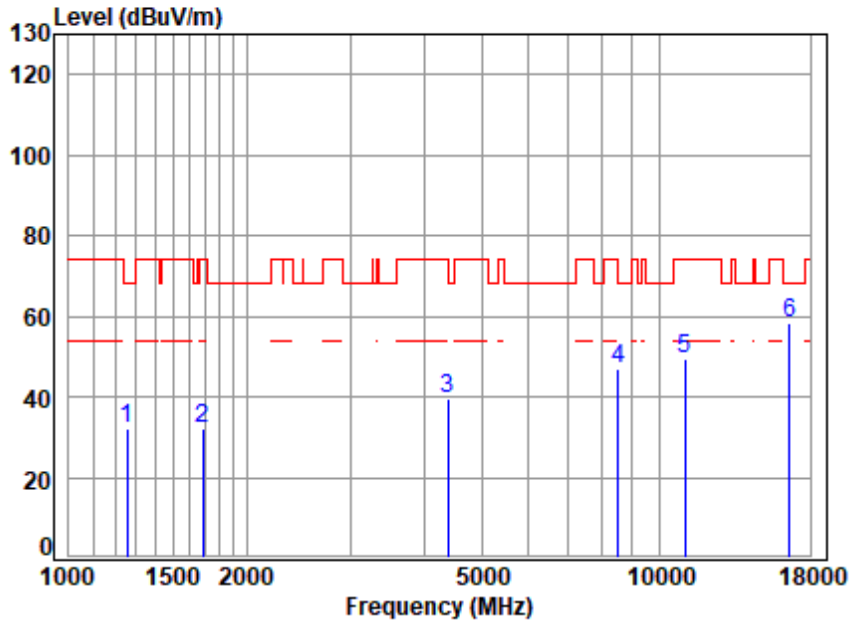


Site : chamber  
 Condition: 3m VERTICAL  
 Job No : 01105AT/01106AT  
 Mode : 5670 TX RSE  
 Note : 5G WIFI 11AC40

	Freq	Cable Loss	Ant Factor	Preamp Factor	Read Level	Level	Limit Line	Over Limit	Remark
	MHz	dB	dB/m	dB	dBuV	dBuV/m	dBuV/m	dB	
1	2101.866	3.93	28.49	39.06	40.70	34.06	68.20	-34.14	Peak
2	3587.818	5.72	31.88	40.00	41.92	39.52	68.20	-28.68	Peak
3	5439.885	7.65	34.58	41.18	40.85	41.90	74.00	-32.10	Peak
4	7762.260	9.02	36.20	40.14	41.10	46.18	68.20	-22.02	Peak
5	11340.000	11.48	37.84	37.09	37.80	50.03	74.00	-23.97	peak
6	17010.000	14.16	42.92	39.44	40.56	58.20	68.20	-10.00	peak



Test Mode: 31; Polarity: Horizontal; Modulation:802.11ac; Bandwidth:80MHz; Channel:Low

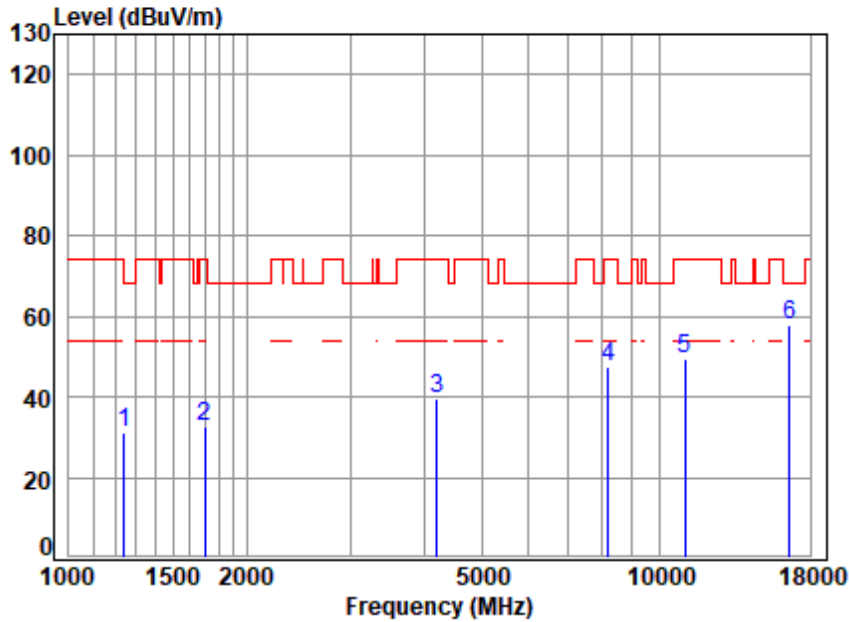


Site : chamber  
 Condition: 3m HORIZONTAL  
 Job No : 01105AT/01106AT  
 Mode : 5530 TX RSE  
 Note : 5G WIFI 11AC80

	Freq	Cable Loss	Ant Factor	Preamp Factor	Read Level	Limit Level	Over Limit	Remark
	MHz	dB	dB/m	dB	dBuV	dBuV/m	dBuV/m	dB
1	1256.512	2.89	24.53	38.60	43.14	31.96	68.20	-36.24 peak
2	1687.347	3.47	26.77	38.85	40.93	32.32	74.00	-41.68 peak
3	4392.376	6.67	33.52	40.59	39.88	39.48	74.00	-34.52 peak
4	8514.456	9.70	36.50	38.99	39.72	46.93	68.20	-21.27 peak
5	11060.000	11.30	37.76	36.95	37.55	49.66	74.00	-24.34 peak
6	16590.000	14.16	42.49	39.55	41.40	58.50	68.20	-9.70 peak



Test Mode: 31; Polarity: Vertical; Modulation:802.11ac; Bandwidth:80MHz; Channel:Low

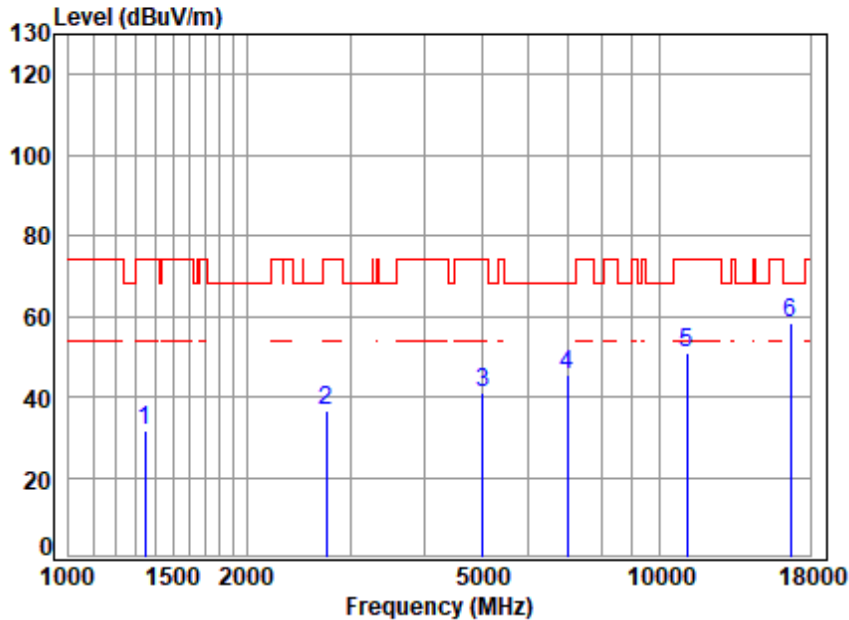


Site : chamber  
 Condition: 3m VERTICAL  
 Job No : 01105AT/01106AT  
 Mode : 5530 TX RSE  
 Note : 5G WIFI 11AC80

	Freq	Cable Loss	Ant Factor	Preamp Factor	Read Level	Limit Level	Over Limit	Remark
	MHz	dB	dB/m	dB	dBuV	dBuV/m	dBuV/m	dB
1	1242.068	2.87	24.48	38.59	42.34	31.10	68.20	-37.10 peak
2	1697.129	3.49	26.79	38.86	41.02	32.44	74.00	-41.56 peak
3	4206.011	6.49	33.42	40.46	40.12	39.57	74.00	-34.43 peak
4	8200.463	9.41	36.40	39.60	41.36	47.57	74.00	-26.43 peak
5	11060.000	11.30	37.76	36.95	37.53	49.64	74.00	-24.36 peak
6	16590.000	14.16	42.49	39.55	40.93	58.03	68.20	-10.17 peak



Test Mode: 31; Polarity: Horizontal; Modulation:802.11ac; Bandwidth:160MHz; Channel:middle



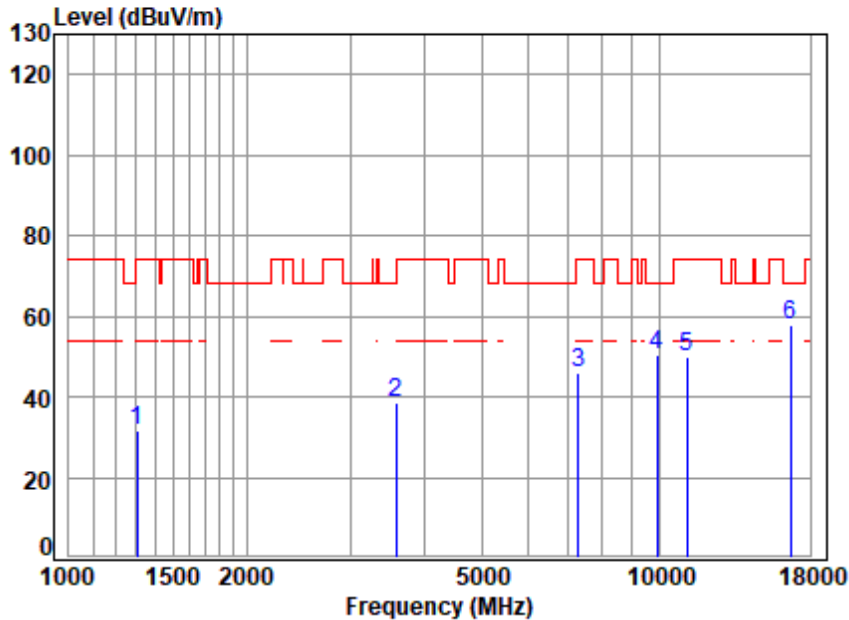
Site : chamber  
 Condition: 3m HORIZONTAL  
 Job No : 01105AT/01106AT  
 Mode : 5570 TX RSE  
 Note : 5G WIFI 11AC160

	Freq	Cable Loss	Ant Factor	Preamp Factor	Read Level	Limit Level	Over Limit	Remark
	MHz	dB	dB/m	dB	dBuV	dBuV/m	dBuV/m	dB
1	1346.769	3.03	24.89	38.66	42.46	31.72	74.00	-42.28 Peak
2	2726.337	4.57	29.50	39.38	41.93	36.62	74.00	-37.38 Peak
3	5031.499	7.24	34.24	41.01	40.62	41.09	74.00	-32.91 Peak
4	6995.172	8.32	35.79	40.60	41.89	45.40	68.20	-22.80 Peak
5	11140.000	11.35	37.80	36.99	38.54	50.70	74.00	-23.30 Peak
6	16710.000	14.16	42.80	39.52	40.65	58.09	68.20	-10.11 Peak





Test Mode: 31; Polarity: Vertical; Modulation:802.11ac; Bandwidth:160MHz; Channel:middle

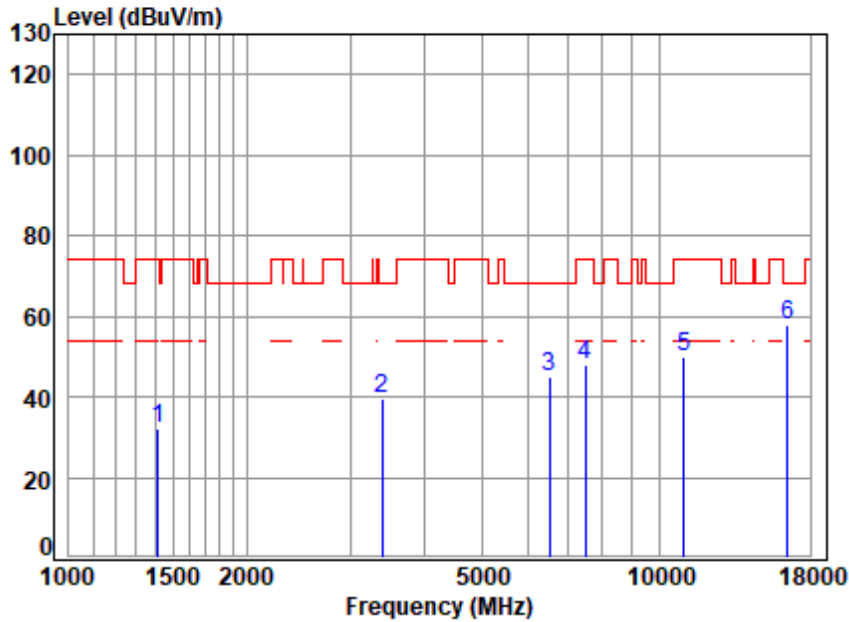


Site : chamber  
 Condition: 3m VERTICAL  
 Job No : 01105AT/01106AT  
 Mode : 5570 TX RSE  
 Note : 5G WIFI 11AC160

	Freq	Cable Loss	Ant Factor	Preamp Factor	Read Level	Limit Level	Over Limit	Remark
	MHz	dB	dB/m	dB	dBuV	dBuV/m	dBuV/m	dB
1	1304.623	2.97	24.72	38.63	42.45	31.51	74.00	-42.49 Peak
2	3577.463	5.71	31.86	39.99	41.05	38.63	68.20	-29.57 Peak
3	7284.038	8.59	35.87	40.42	41.76	45.80	74.00	-28.20 Peak
4	9895.349	10.51	37.30	36.57	39.24	50.48	68.20	-17.72 Peak
5	11140.000	11.35	37.80	36.99	37.83	49.99	74.00	-24.01 Peak
6	16710.000	14.16	42.80	39.52	40.57	58.01	68.20	-10.19 Peak



Test Mode: 31; Polarity: Horizontal; Modulation:802.11 ax(Full RU0); Bandwidth:20MHz; Channel:Low

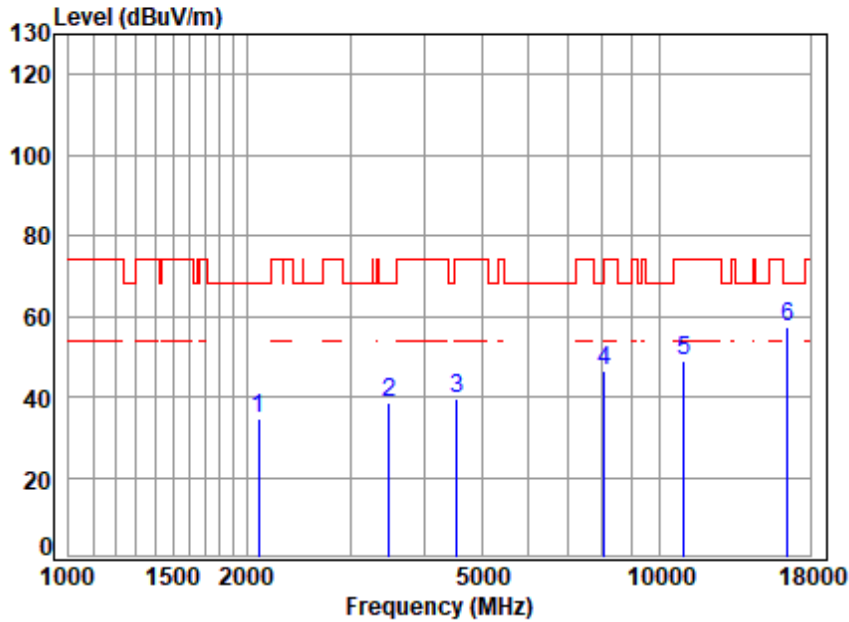


Site : chamber  
 Condition: 3m HORIZONTAL  
 Job No : 01105AT/01106AT  
 Mode : 5500 TX RSE  
 Note : 5G WIFI 11AX20

	Freq	Cable Loss	Ant Factor	Preamp Factor	Read Level	Limit Level	Over Limit	Remark
	MHz	dB	dB/m	dB	dBuV	dBuV/m	dBuV/m	dB
1	1418.692	3.13	25.08	38.70	42.45	31.96	74.00	-42.04 Peak
2	3396.098	5.44	31.69	39.84	42.15	39.44	68.20	-28.76 Peak
3	6507.536	8.24	35.52	40.98	42.00	44.78	68.20	-23.42 Peak
4	7497.646	8.78	36.00	40.29	43.35	47.84	74.00	-26.16 Peak
5	11000.000	11.26	37.70	36.92	37.74	49.78	74.00	-24.22 peak
6	16500.000	14.16	42.40	39.57	41.08	58.07	68.20	-10.13 peak



Test Mode: 31; Polarity: Vertical; Modulation:802.11ax(Full RU0); Bandwidth:20MHz; Channel:Low

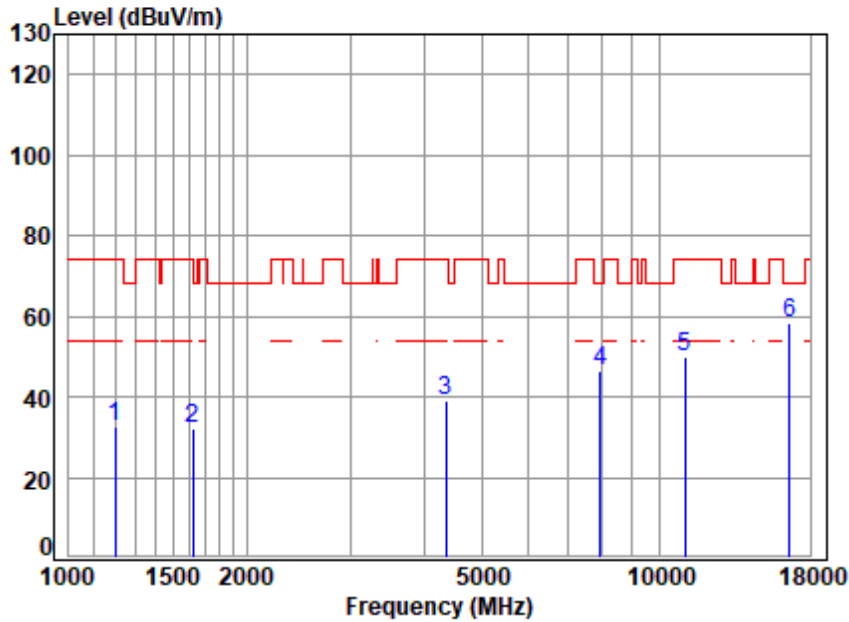


Site : chamber  
 Condition: 3m VERTICAL  
 Job No : 01105AT/01106AT  
 Mode : 5500 TX RSE  
 Note : 5G WIFI 11AX20

	Freq	Cable Loss	Ant Factor	Preamp Factor	Read Level	Limit Level	Over Limit	Remark
	MHz	dB	dB/m	dB	dBuV	dBuV/m	dBuV/m	dB
1	2095.800	3.93	28.49	39.06	41.32	34.68	68.20	-33.52 Peak
2	3485.601	5.58	31.77	39.92	40.97	38.40	68.20	-29.80 Peak
3	4547.396	6.81	33.41	40.70	40.21	39.73	74.00	-34.27 Peak
4	8059.475	9.28	36.22	39.88	40.69	46.31	74.00	-27.69 Peak
5	11000.000	11.26	37.70	36.92	37.09	49.13	74.00	-24.87 peak
6	16500.000	14.16	42.40	39.57	40.54	57.53	68.20	-10.67 peak



Test Mode: 31; Polarity: Horizontal; Modulation:802.11ax(Full RU0); Bandwidth:20MHz; Channel:middle

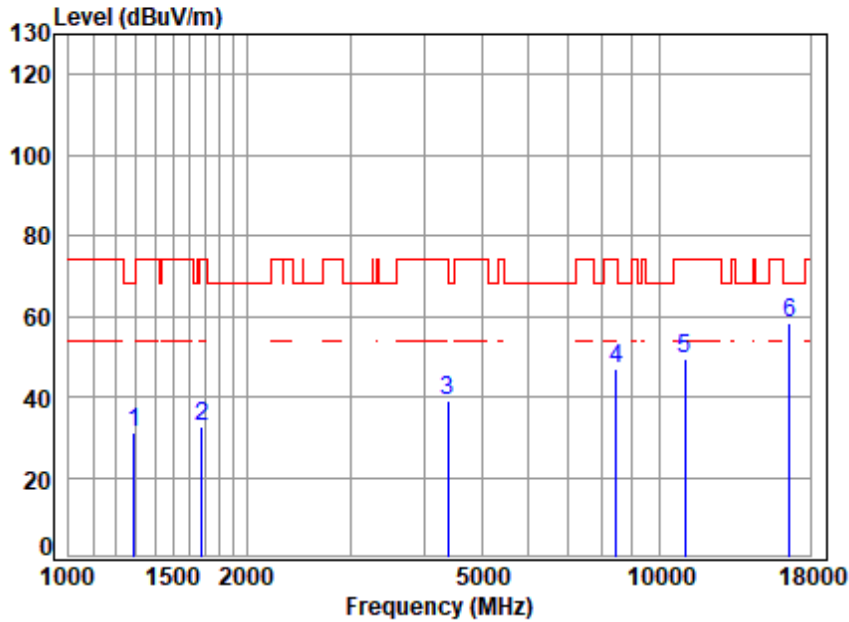


Site : chamber  
 Condition: 3m HORIZONTAL  
 Job No : 01105AT/01106AT  
 Mode : 5530 TX RSE  
 Note : 5G WIFI 11AX20

	Freq	Cable Loss	Ant Factor	Preamp Factor	Read Level	Limit Level	Over Limit	Remark
	MHz	dB	dB/m	dB	dBuV	dBuV/m	dBuV/m	dB
1	1199.726	2.80	24.40	38.56	43.83	32.47	74.00	-41.53 peak
2	1620.431	3.39	26.58	38.82	41.21	32.36	74.00	-41.64 peak
3	4354.454	6.63	33.59	40.57	39.39	39.04	74.00	-34.96 peak
4	7943.838	9.17	36.20	40.03	41.35	46.69	68.20	-21.51 peak
5	11060.000	11.30	37.76	36.95	37.85	49.96	74.00	-24.04 peak
6	16590.000	14.16	42.49	39.55	41.41	58.51	68.20	-9.69 peak



Test Mode: 31; Polarity: Vertical; Modulation:802.11ax(Full RU0); Bandwidth:20MHz; Channel:middle

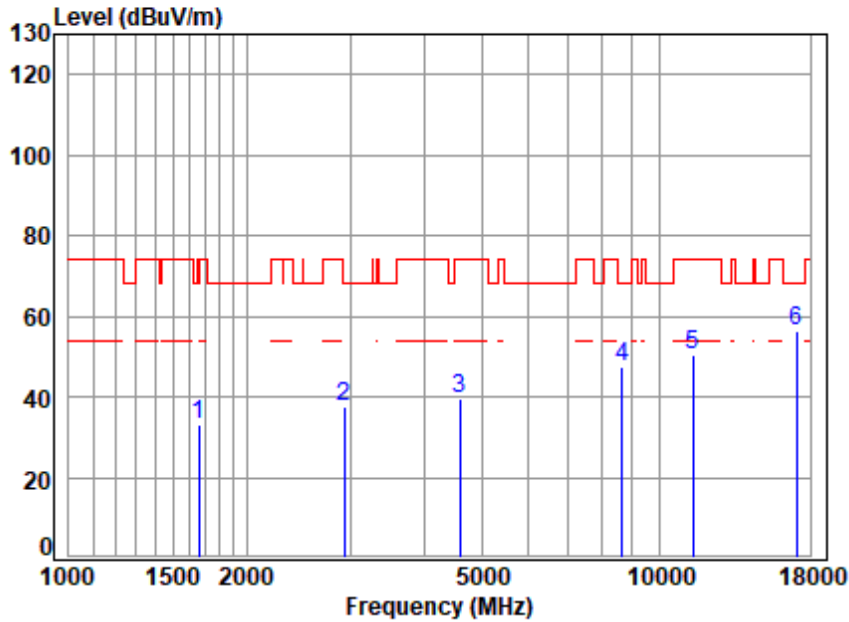


Site : chamber  
 Condition: 3m VERTICAL  
 Job No : 01105AT/01106AT  
 Mode : 5530 TX RSE  
 Note : 5G WIFI 11AX20

	Freq	Cable Loss	Ant Factor	Preamp Factor	Read Level	Limit Level	Over Limit	Remark
	MHz	dB	dB/m	dB	dBuV	dBuV/m	dBuV/m	dB
1	1289.627	2.94	24.66	38.62	42.05	31.03	68.20	-37.17 peak
2	1682.477	3.47	26.77	38.85	41.22	32.61	74.00	-41.39 peak
3	4392.376	6.67	33.52	40.59	39.30	38.90	74.00	-35.10 peak
4	8440.945	9.63	36.40	39.13	40.30	47.20	74.00	-26.80 peak
5	11060.000	11.30	37.76	36.95	37.49	49.60	74.00	-24.40 peak
6	16590.000	14.16	42.49	39.55	40.99	58.09	68.20	-10.11 peak



Test Mode: 31; Polarity: Horizontal; Modulation:802.11ax(Full RU0); Bandwidth:20MHz; Channel:High

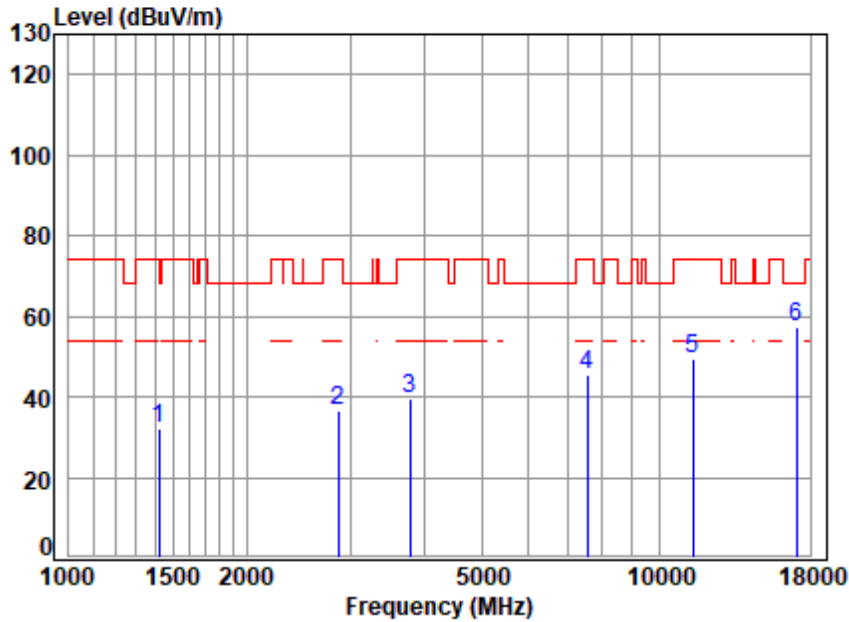


Site : chamber  
 Condition: 3m HORIZONTAL  
 Job No : 01105AT/01106AT  
 Mode : 5700 TX RSE  
 Note : 5G WIFI 11AX20

	Freq	Cable Loss	Ant Factor	Preamp Factor	Read Level	Limit Level	Over Limit	Remark
	MHz	dB	dB/m	dB	dBuV	dBuV/m	dBuV/m	dB
1	1658.337	3.44	26.72	38.84	41.75	33.07	68.20	-35.13 Peak
2	2930.633	4.75	30.15	39.47	42.03	37.46	68.20	-30.74 Peak
3	4586.999	6.85	33.47	40.73	40.17	39.76	74.00	-34.24 Peak
4	8638.399	9.81	36.60	38.76	39.60	47.25	68.20	-20.95 Peak
5	11400.000	11.52	37.90	37.12	38.33	50.63	74.00	-23.37 peak
6	17100.000	14.17	43.10	39.42	38.75	56.60	68.20	-11.60 peak



Test Mode: 31; Polarity: Vertical; Modulation:802.11ax(Full RU0); Bandwidth:20MHz; Channel:High

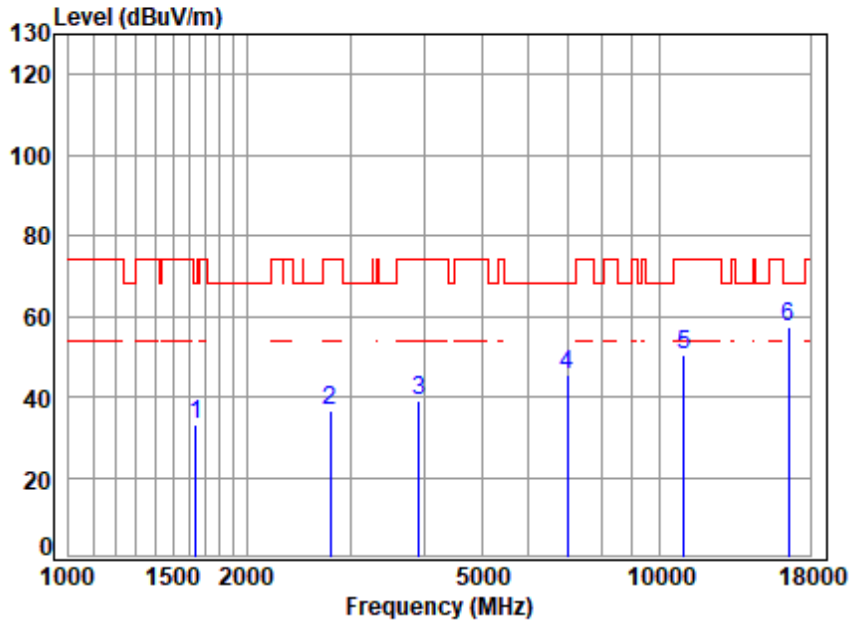


Site : chamber  
 Condition: 3m VERTICAL  
 Job No : 01105AT/01106AT  
 Mode : 5700 TX RSE  
 Note : 5G WIFI 11AX20

	Freq	Cable Loss	Ant Factor	Preamp Factor	Read Level	Limit Level	Over Limit	Remark
	MHz	dB	dB/m	dB	dBuV	dBuV/m	dBuV/m	dB
1	1422.798	3.14	25.09	38.71	42.56	32.08	74.00	-41.92 Peak
2	2863.645	4.70	29.75	39.44	41.67	36.68	74.00	-37.32 Peak
3	3779.422	5.99	32.68	40.14	40.92	39.45	74.00	-34.55 Peak
4	7562.942	8.84	36.10	40.25	40.89	45.58	74.00	-28.42 Peak
5	11400.000	11.52	37.90	37.12	37.05	49.35	74.00	-24.65 peak
6	17100.000	14.17	43.10	39.42	39.50	57.35	68.20	-10.85 peak



Test Mode: 31; Polarity: Horizontal; Modulation:802.11 ax(Full RU0); Bandwidth:40MHz; Channel:Low



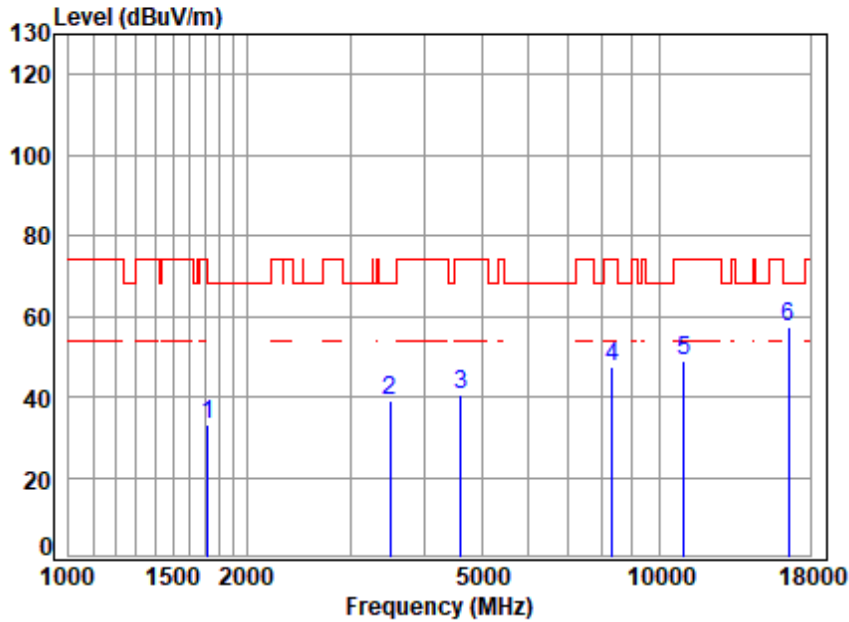
Site : chamber  
 Condition: 3m HORIZONTAL  
 Job No : 01105AT/01106AT  
 Mode : 5510 TX RSE  
 Note : 5G WIFI 11AX40

	Freq	Cable Loss	Ant Factor	Preamp Factor	Read Level	Limit Level	Over Limit	Remark
	MHz	dB	dB/m	dB	dBuV	dBuV/m	dBuV/m	dB
1	1644.019	3.42	26.68	38.83	41.68	32.95	68.20	-35.25 Peak
2	2774.030	4.62	29.50	39.40	41.64	36.36	74.00	-37.64 Peak
3	3912.809	6.17	32.60	40.24	40.73	39.26	74.00	-34.74 Peak
4	6995.172	8.32	35.79	40.60	42.15	45.66	68.20	-22.54 Peak
5	11020.000	11.27	37.72	36.93	38.16	50.22	74.00	-23.78 peak
6	16530.000	14.16	42.43	39.56	40.46	57.49	68.20	-10.71 peak





Test Mode: 31; Polarity: Vertical; Modulation:802.11ax(Full RU0); Bandwidth:40MHz; Channel:Low

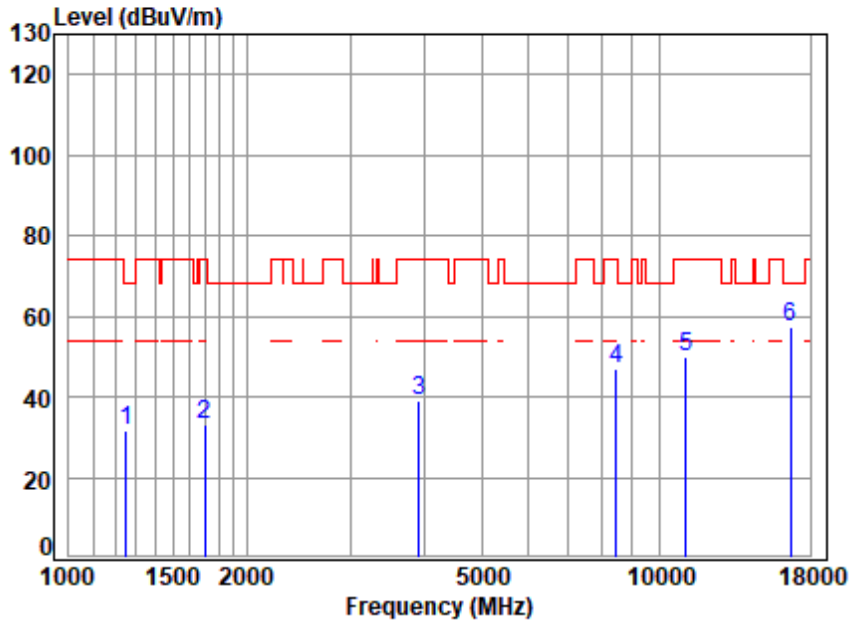


Site : chamber  
 Condition: 3m VERTICAL  
 Job No : 01105AT/01106AT  
 Mode : 5510 TX RSE  
 Note : 5G WIFI 11AX40

	Freq	Cable Loss	Ant Factor	Preamp Factor	Read Level	Limit Level	Over Limit	Remark
	MHz	dB	dB/m	dB	dBuV	dBuV/m	dBuV/m	dB
1	1716.864	3.51	26.80	38.87	41.78	33.22	68.20	-34.98 Peak
2	3505.809	5.61	31.80	39.93	41.64	39.12	68.20	-29.08 Peak
3	4613.592	6.87	33.50	40.75	41.08	40.70	74.00	-33.30 Peak
4	8319.836	9.52	36.40	39.37	40.83	47.38	74.00	-26.62 Peak
5	11020.000	11.27	37.72	36.93	37.02	49.08	74.00	-24.92 peak
6	16530.000	14.16	42.43	39.56	40.50	57.53	68.20	-10.67 peak



Test Mode: 31; Polarity: Horizontal; Modulation:802.11ax(Full RU0); Bandwidth:40MHz; Channel:middle

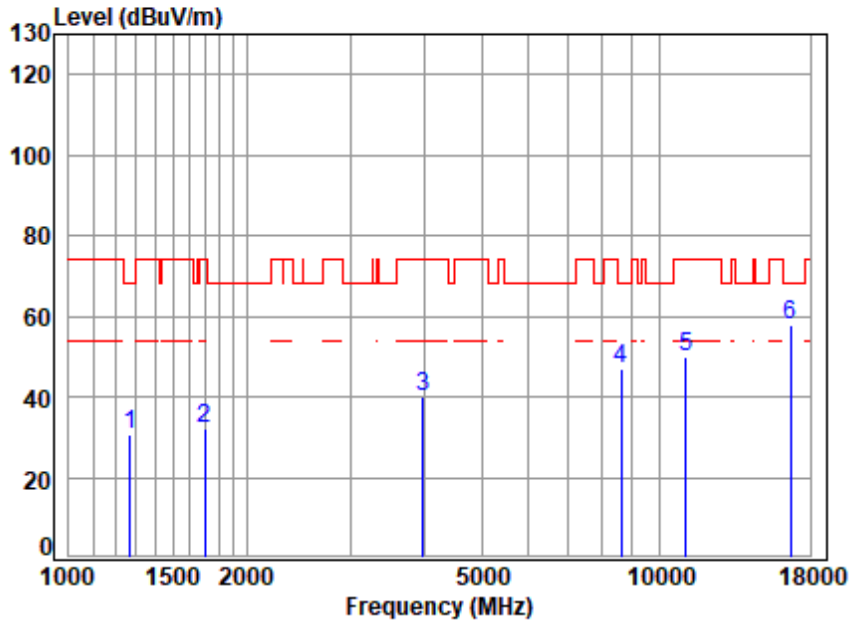


Site : chamber  
 Condition: 3m HORIZONTAL  
 Job No : 01105AT/01106AT  
 Mode : 5550 TX RSE  
 Note : 5G WIFI 11AX40

	Freq	Cable Loss	Ant Factor	Preamp Factor	Read Level	Limit Level	Over Limit	Remark
	MHz	dB	dB/m	dB	dBuV	dBuV/m	dBuV/m	dB
1	1249.269	2.88	24.50	38.59	42.92	31.71	68.20	-36.49 peak
2	1697.129	3.49	26.79	38.86	41.52	32.94	74.00	-41.06 peak
3	3912.809	6.17	32.60	40.24	40.54	39.07	74.00	-34.93 peak
4	8440.945	9.63	36.40	39.13	39.88	46.78	74.00	-27.22 peak
5	11100.000	11.33	37.80	36.97	37.80	49.96	74.00	-24.04 peak
6	16650.000	14.16	42.65	39.53	40.16	57.44	68.20	-10.76 peak



Test Mode: 31; Polarity: Vertical; Modulation:802.11ax(Full RU0); Bandwidth:40MHz; Channel:middle

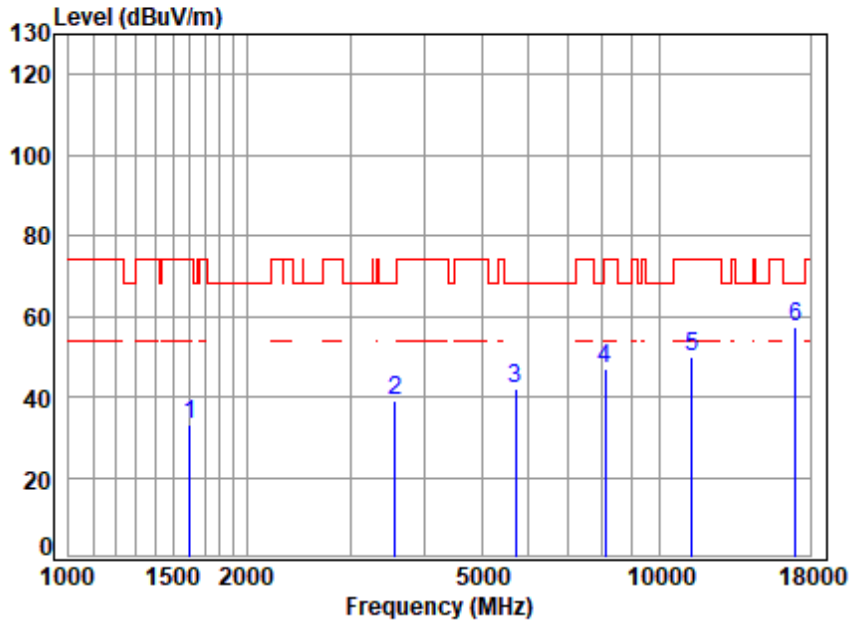


Site : chamber  
 Condition: 3m VERTICAL  
 Job No : 01105AT/01106AT  
 Mode : 5550 TX RSE  
 Note : 5G WIFI 11AX40

	Freq	Cable Loss	Ant Factor	Preamp Factor	Read Level	Limit Level	Over Limit	Remark
	MHz	dB	dB/m	dB	dBuV	dBuV/m	dBuV/m	dB
1	1271.123	2.91	24.59	38.61	41.62	30.51	68.20	-37.69 peak
2	1702.042	3.49	26.80	38.86	40.87	32.30	74.00	-41.70 peak
3	3981.257	6.26	32.66	40.29	41.44	40.07	74.00	-33.93 peak
4	8613.468	9.79	36.60	38.81	39.31	46.89	68.20	-21.31 peak
5	11100.000	11.33	37.80	36.97	37.64	49.80	74.00	-24.20 peak
6	16650.000	14.16	42.65	39.53	40.53	57.81	68.20	-10.39 peak



Test Mode: 31; Polarity: Horizontal; Modulation:802.11ax(Full RU0); Bandwidth:40MHz; Channel:High

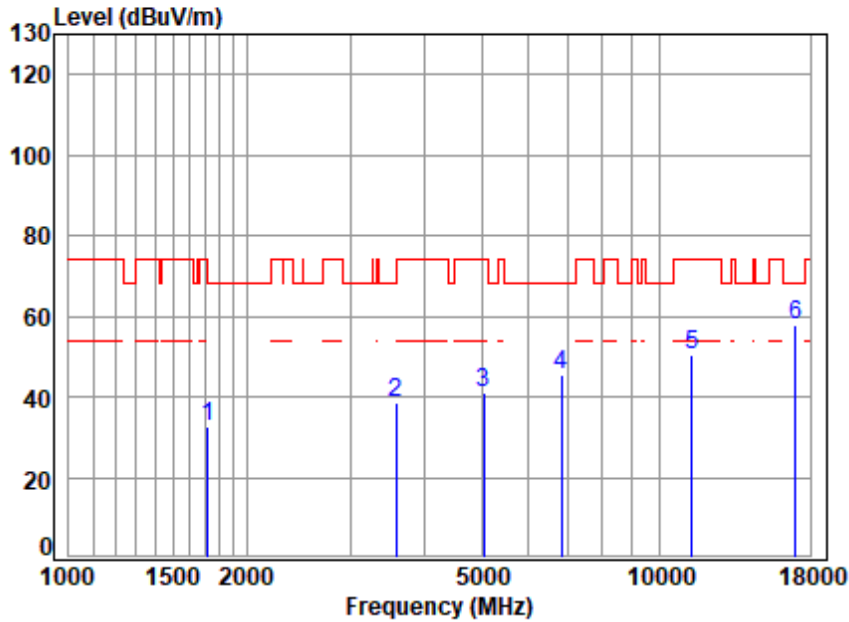


Site : chamber  
 Condition: 3m HORIZONTAL  
 Job No : 01105AT/01106AT  
 Mode : 5670 TX RSE  
 Note : 5G WIFI 11AX40

	Freq	Cable Loss	Ant Factor	Preamp Factor	Read Level	Limit Level	Over Limit	Remark
	MHz	dB	dB/m	dB	dBuV	dBuV/m	dBuV/m	dB
1	1601.804	3.37	26.51	38.81	42.16	33.23	74.00	-40.77 Peak
2	3567.138	5.69	31.83	39.98	41.38	38.92	68.20	-29.28 Peak
3	5713.856	7.91	34.50	41.29	40.82	41.94	68.20	-26.26 Peak
4	8106.200	9.32	36.31	39.79	41.15	46.99	74.00	-27.01 Peak
5	11340.000	11.48	37.84	37.09	37.86	50.09	74.00	-23.91 peak
6	17010.000	14.16	42.92	39.44	39.87	57.51	68.20	-10.69 peak



Test Mode: 31; Polarity: Vertical; Modulation:802.11ax(Full RU0); Bandwidth:40MHz; Channel:High

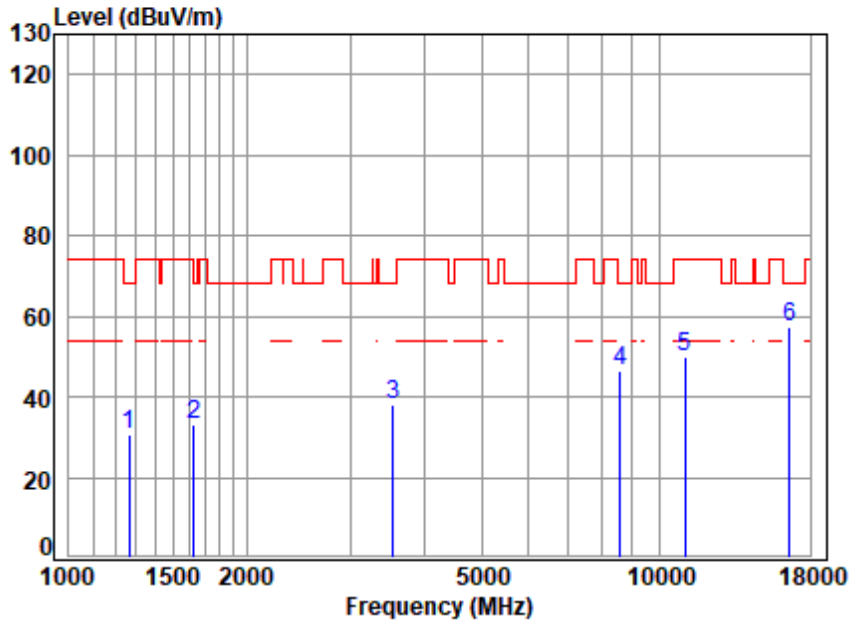


Site : chamber  
 Condition: 3m VERTICAL  
 Job No : 01105AT/01106AT  
 Mode : 5670 TX RSE  
 Note : 5G WIFI 11AX40

	Freq	Cable Loss	Ant Factor	Preamp Factor	Read Level	Limit Level	Over Limit	Remark
	MHz	dB	dB/m	dB	dBuV	dBuV/m	dBuV/m	dB
1	1716.864	3.51	26.80	38.87	41.04	32.48	68.20	-35.72 Peak
2	3587.818	5.72	31.88	40.00	41.03	38.63	68.20	-29.57 Peak
3	5046.062	7.26	34.21	41.02	40.41	40.86	74.00	-33.14 Peak
4	6815.551	8.29	35.53	40.74	42.38	45.46	68.20	-22.74 Peak
5	11340.000	11.48	37.84	37.09	38.19	50.42	74.00	-23.58 peak
6	17010.000	14.16	42.92	39.44	40.10	57.74	68.20	-10.46 peak



Test Mode: 31; Polarity: Horizontal; Modulation:802.11 ax(Full RU0); Bandwidth:80MHz; Channel:Low

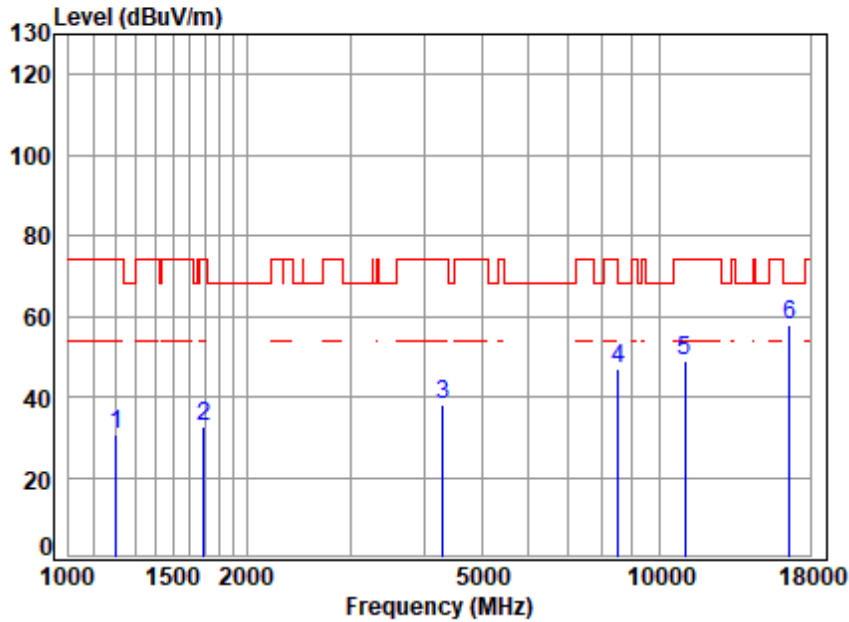


Site : chamber  
 Condition: 3m HORIZONTAL  
 Job No : 01105AT/01106AT  
 Mode : 5530 TX RSE  
 Note : 5G WIFI 11AX80

	Freq	Cable Loss	Ant Factor	Preamp Factor	Read Level	Limit Level	Over Limit	Remark
	MHz	dB	dB/m	dB	dBuV	dBuV/m	dBuV/m	dB
1	1263.796	2.90	24.56	38.60	41.87	30.73	68.20	-37.47 peak
2	1629.825	3.41	26.62	38.82	41.66	32.87	68.20	-35.33 peak
3	3536.341	5.65	31.80	39.96	40.58	38.07	68.20	-30.13 peak
4	8588.607	9.77	36.58	38.85	39.09	46.59	68.20	-21.61 peak
5	11060.000	11.30	37.76	36.95	37.71	49.82	74.00	-24.18 peak
6	16590.000	14.16	42.49	39.55	40.11	57.21	68.20	-10.99 peak



Test Mode: 31; Polarity: Vertical; Modulation:802.11ax(Full RU0); Bandwidth:80MHz; Channel:Low

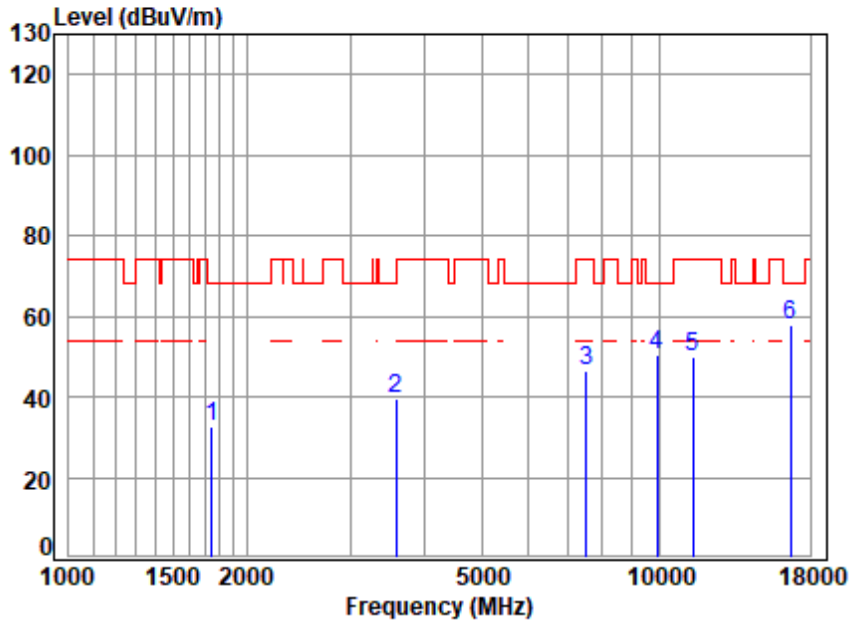


Site : chamber  
 Condition: 3m VERTICAL  
 Job No : 01105AT/01106AT  
 Mode : 5530 TX RSE  
 Note : 5G WIFI 11AX80

	Freq	Cable Loss	Ant Factor	Preamp Factor	Read Level	Limit Level	Over Limit	Remark
	MHz	dB	dB/m	dB	dBuV	dBuV/m	dBuV/m	dB
1	1203.199	2.81	24.41	38.56	42.19	30.85	74.00	-43.15 peak
2	1692.231	3.48	26.78	38.86	41.29	32.69	74.00	-41.31 peak
3	4304.400	6.59	33.60	40.53	38.54	38.20	74.00	-35.80 peak
4	8514.456	9.70	36.50	38.99	39.60	46.81	68.20	-21.39 peak
5	11060.000	11.30	37.76	36.95	37.02	49.13	74.00	-24.87 peak
6	16590.000	14.16	42.49	39.55	40.70	57.80	68.20	-10.40 peak



Test Mode: 31; Polarity: Horizontal; Modulation:802.11ax(Full RU0); Bandwidth:160MHz; Channel:middle



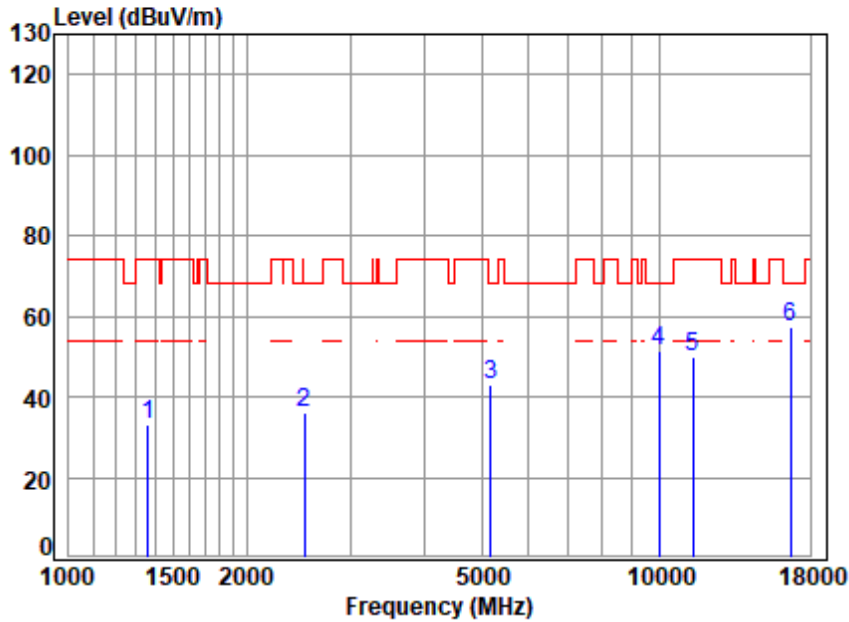
Site : chamber  
 Condition: 3m HORIZONTAL  
 Job No : 01105AT/01106AT  
 Mode : 5570 TX RSE  
 Note : 5G WIFI 11AX160

	Freq	Cable Loss	Ant Factor	Preamp Factor	Read Level	Limit Level	Over Limit	Remark
	MHz	dB	dB/m	dB	dBuV	dBuV/m	dBuV/m	dB
1	1746.898	3.54	26.80	38.88	41.23	32.69	68.20	-35.51 Peak
2	3587.818	5.72	31.88	40.00	41.82	39.42	68.20	-28.78 Peak
3	7519.349	8.80	36.04	40.28	41.96	46.52	74.00	-27.48 Peak
4	9923.991	10.52	37.30	36.52	39.08	50.38	68.20	-17.82 Peak
5	11400.000	11.52	37.90	37.12	37.55	49.85	74.00	-24.15 Peak
6	16700.000	14.16	42.80	39.52	40.43	57.87	68.20	-10.33 Peak





Test Mode: 31; Polarity: Vertical; Modulation:802.11ax(Full RU0); Bandwidth:160MHz; Channel:middle

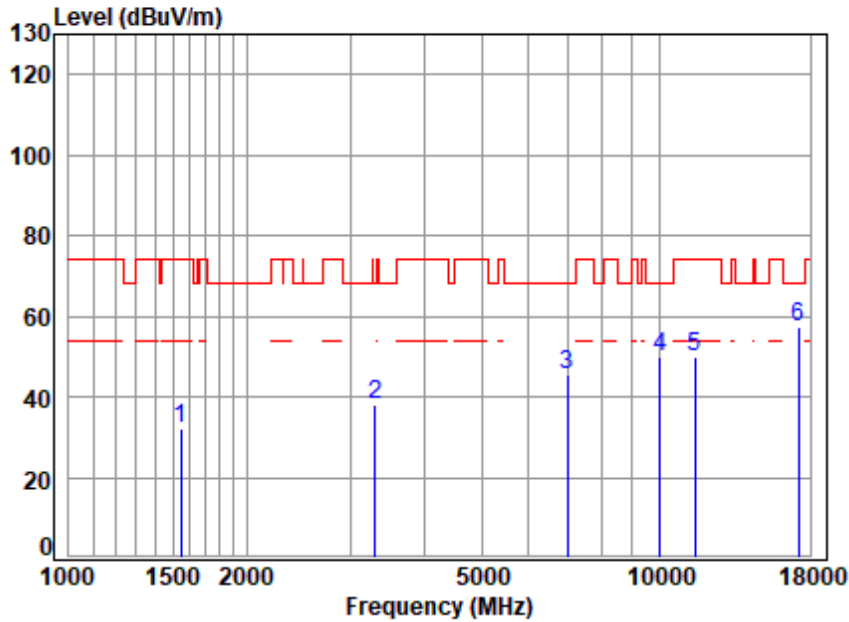


Site : chamber  
 Condition: 3m VERTICAL  
 Job No : 01105AT/01106AT  
 Mode : 5570 TX RSE  
 Note : 5G WIFI 11AX160

	Freq	Cable Loss	Ant Factor	Preamp Factor	Read Level	Limit Level	Over Limit	Remark
	MHz	dB	dB/m	dB	dBuV	dBuV/m	dBuV/m	dB
1	1362.430	3.05	24.93	38.67	43.65	32.96	74.00	-41.04 Peak
2	2507.129	4.37	29.41	39.28	41.61	36.11	68.20	-32.09 Peak
3	5179.049	7.39	34.00	41.08	42.47	42.78	68.20	-25.42 Peak
4	9981.525	10.54	37.30	36.43	39.95	51.36	68.20	-16.84 Peak
5	11400.910	11.52	37.90	37.12	37.79	50.09	74.00	-23.91 Peak
6	16700.000	14.16	42.80	39.52	40.02	57.46	68.20	-10.74 Peak



Test Mode: 33; Polarity: Horizontal; Modulation:802.11a; Bandwidth:20MHz; Channel:Low

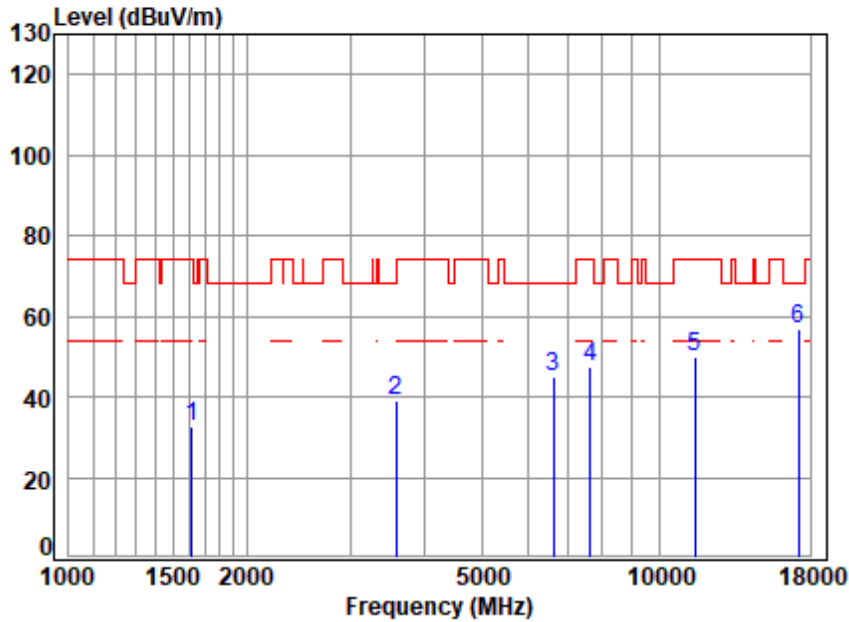


Site : chamber  
 Condition: 3m HORIZONTAL  
 Job No : 01105AT/01106AT  
 Mode : 5745 TX RSE  
 Note : 5G WIFI 11A

	Freq	Cable Loss	Ant Factor	Preamp Factor	Read Level	Limit Level	Over Limit	Remark
	MHz	dB	dB/m	dB	dBuV	dBuV/m	dBuV/m	dB
1	1547.199	3.30	25.87	38.78	41.53	31.92	74.00	-42.08 Peak
2	3308.894	5.31	31.60	39.77	40.91	38.05	68.20	-30.15 Peak
3	6995.172	8.32	35.79	40.60	42.08	45.59	68.20	-22.61 Peak
4	10010.420	10.56	37.30	36.41	38.56	50.01	68.20	-18.19 Peak
5	11490.000	11.58	37.99	37.16	37.29	49.70	74.00	-24.30 Peak
6	17235.000	14.18	43.34	39.38	39.39	57.53	68.20	-10.67 Peak



Test Mode: 33; Polarity: Vertical; Modulation:802.11a; Bandwidth:20MHz; Channel:Low

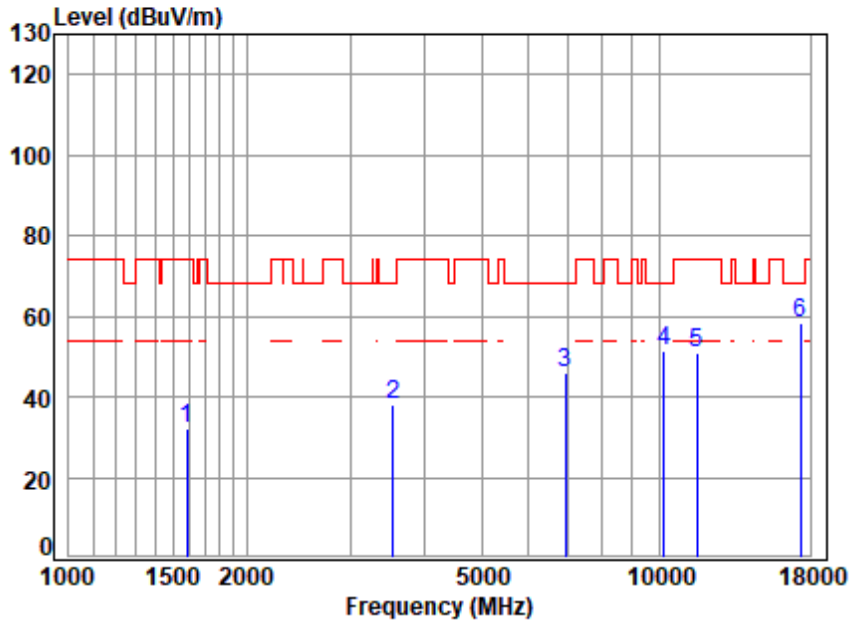


Site : chamber  
 Condition: 3m VERTICAL  
 Job No : 01105AT/01106AT  
 Mode : 5745 TX RSE  
 Note : 5G WIFI 11A

	Freq	Cable Loss	Ant Factor	Preamp Factor	Read Level	Limit Level	Over Limit	Remark
	MHz	dB	dB/m	dB	dBuV	dBuV/m	dBuV/m	dB
1	1615.754	3.39	26.56	38.82	41.39	32.52	74.00	-41.48 Peak
2	3587.818	5.72	31.88	40.00	41.48	39.08	68.20	-29.12 Peak
3	6621.375	8.26	35.60	40.89	41.81	44.78	68.20	-23.42 Peak
4	7628.806	8.90	36.16	40.21	42.66	47.51	74.00	-26.49 Peak
5	11490.000	11.58	37.99	37.16	37.73	50.14	74.00	-23.86 Peak
6	17235.000	14.18	43.34	39.38	38.64	56.78	68.20	-11.42 Peak



Test Mode: 33; Polarity: Horizontal; Modulation:802.11a; Bandwidth:20MHz; Channel:Middle

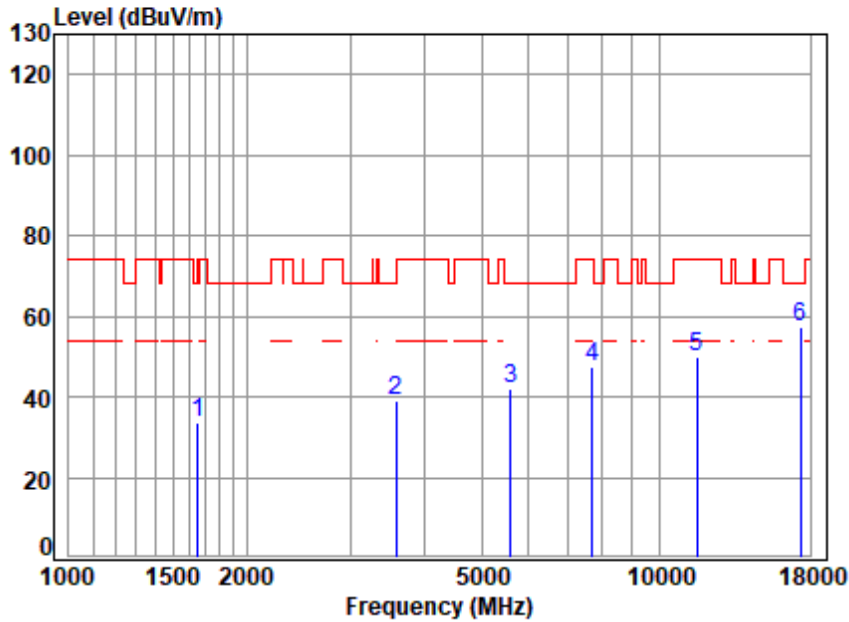


Site : chamber  
 Condition: 3m HORIZONTAL  
 Job No : 01105AT/01106AT  
 Mode : 5785 TX RSE  
 Note : 5G WIFI 11A

	Freq	Cable Loss	Ant Factor	Preamp Factor	Read Level	Level	Limit Line	Over Limit	Remark
	MHz	dB	dB/m	dB	dBuV	dBuV/m	dBuV/m	dB	
1	1587.975	3.35	26.36	38.80	41.42	32.33	74.00	-41.67	Peak
2	3546.577	5.67	31.80	39.97	40.78	38.28	68.20	-29.92	Peak
3	6934.778	8.31	35.67	40.65	42.61	45.94	68.20	-22.26	Peak
4	10185.530	10.69	37.30	36.50	39.68	51.17	68.20	-17.03	Peak
5	11570.000	11.63	38.00	37.20	38.54	50.97	74.00	-23.03	Peak
6	17355.000	14.19	43.46	39.35	39.82	58.12	68.20	-10.08	Peak



Test Mode: 33; Polarity: Vertical; Modulation:802.11a; Bandwidth:20MHz; Channel:Middle

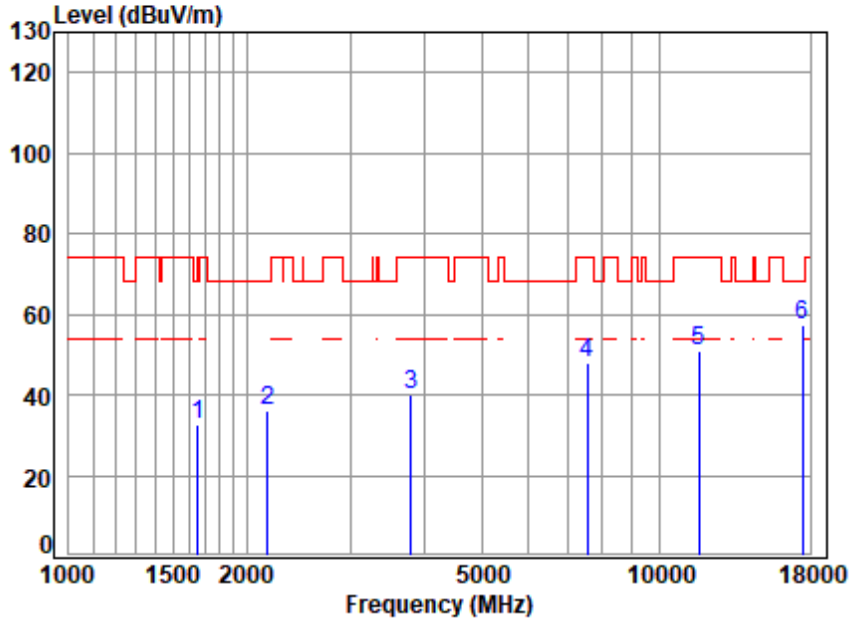


Site : chamber  
 Condition: 3m VERTICAL  
 Job No : 01105AT/01106AT  
 Mode : 5785 TX RSE  
 Note : 5G WIFI 11A

	Freq	Cable Loss	Ant Factor	Preamp Factor	Read Level	Level	Limit Line	Over Limit	Remark
	MHz	dB	dB/m	dB	dBuV	dBuV/m	dBuV/m	dB	
1	1653.550	3.43	26.71	38.84	42.32	33.62	68.20	-34.58	Peak
2	3577.463	5.71	31.86	39.99	41.49	39.07	68.20	-29.13	Peak
3	5599.412	7.80	34.50	41.25	40.75	41.80	68.20	-26.40	Peak
4	7695.244	8.96	36.20	40.17	42.44	47.43	74.00	-26.57	Peak
5	11570.000	11.63	38.00	37.20	37.71	50.14	74.00	-23.86	Peak
6	17355.000	14.19	43.46	39.35	38.82	57.12	68.20	-11.08	Peak



Test Mode: 33; Polarity: Horizontal; Modulation:802.11a; Bandwidth:20MHz; Channel:High

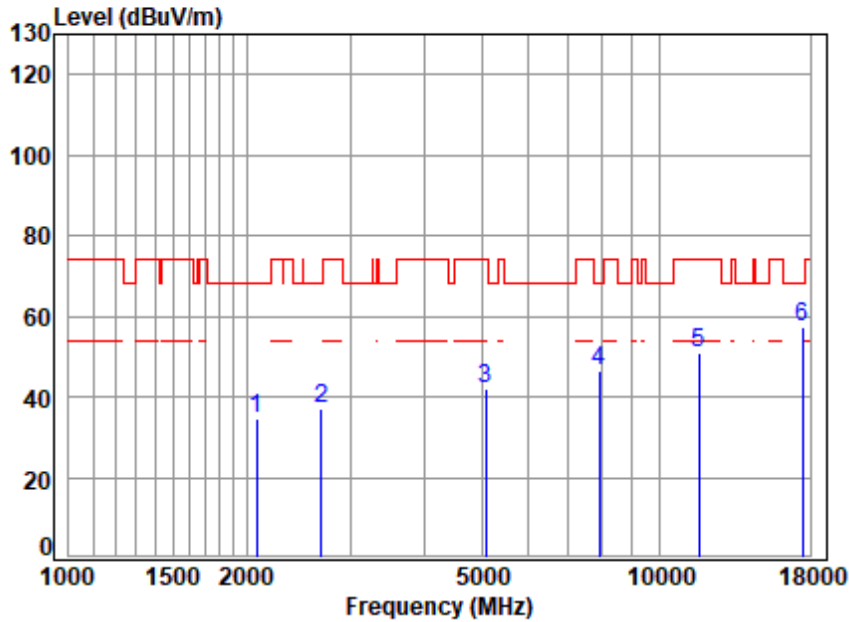


Site : chamber  
 Condition: 3m HORIZONTAL  
 Job No : 01105AT/01106AT  
 Mode : 5825 TX RSE  
 Note : 5G WIFI 11A

	Freq	Cable Loss	Ant Factor	Preamp Factor	Read Level	Limit Level	Over Limit	Remark
	MHz	dB	dB/m	dB	dBuV	dBuV/m	dBuV/m	dB
1	1653.550	3.43	26.71	38.84	41.18	32.48	68.20	-35.72 Peak
2	2169.767	4.01	28.26	39.10	42.86	36.03	68.20	-32.17 Peak
3	3801.333	6.02	32.80	40.16	41.28	39.94	74.00	-34.06 Peak
4	7562.942	8.84	36.10	40.25	43.10	47.79	74.00	-26.21 Peak
5	11650.000	11.68	38.00	37.24	38.27	50.71	74.00	-23.29 Peak
6	17475.000	14.20	43.58	39.33	38.80	57.25	68.20	-10.95 Peak



Test Mode: 33; Polarity: Vertical; Modulation:802.11a; Bandwidth:20MHz; Channel:High

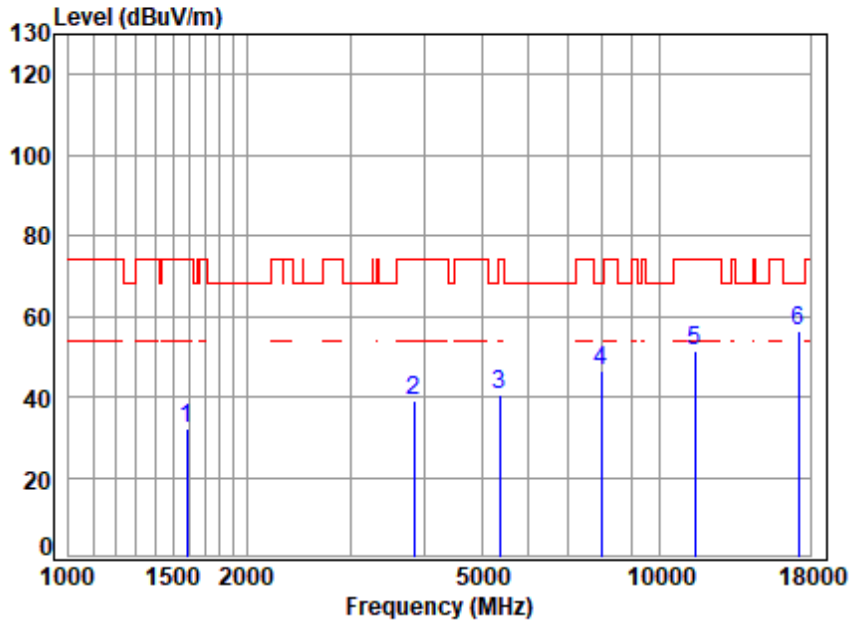


Site : chamber  
 Condition: 3m VERTICAL  
 Job No : 01105AT/01106AT  
 Mode : 5825 TX RSE  
 Note : 5G WIFI 11A

	Freq	Cable Loss	Ant Factor	Preamp Factor	Read Level	Limit Level	Over Limit	Remark
	MHz	dB	dB/m	dB	dBuV	dBuV/m	dBuV/m	dB
1	2083.719	3.91	28.47	39.05	41.38	34.71	68.20	-33.49 Peak
2	2679.464	4.53	29.54	39.36	42.25	36.96	68.20	-31.24 Peak
3	5075.317	7.29	34.15	41.03	41.43	41.84	74.00	-32.16 Peak
4	7898.049	9.13	36.20	40.06	41.10	46.37	68.20	-21.83 Peak
5	11650.000	11.68	38.00	37.24	38.49	50.93	74.00	-23.07 Peak
6	17475.000	14.20	43.58	39.33	39.13	57.58	68.20	-10.62 Peak



Test Mode: 33; Polarity: Horizontal; Modulation:802.11n; Bandwidth:20MHz; Channel:Low



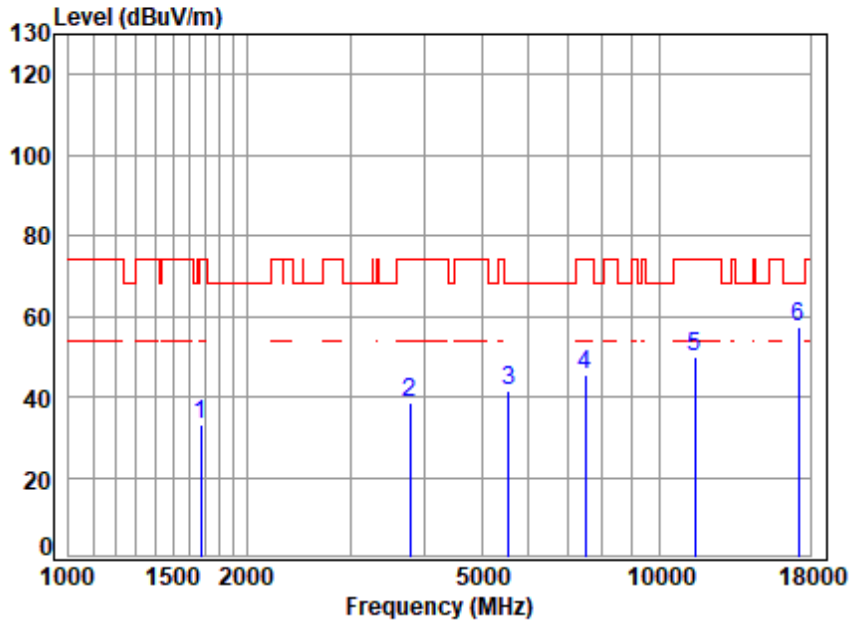
Site : chamber  
 Condition: 3m HORIZONTAL  
 Job No : 01105AT/01106AT  
 Mode : 5745 TX RSE  
 Note : 5G WIFI 11N20

	Freq	Cable Loss	Ant Factor	Preamp Factor	Read Level	Limit Level	Over Limit	Remark
	MHz	dB	dB/m	dB	dBuV	dBuV/m	dBuV/m	dB
1	1587.975	3.35	26.36	38.80	41.14	32.05	74.00	-41.95 Peak
2	3845.537	6.08	32.71	40.19	40.40	39.00	74.00	-35.00 Peak
3	5361.833	7.57	34.35	41.15	39.84	40.61	74.00	-33.39 Peak
4	7989.893	9.21	36.20	40.01	41.11	46.51	68.20	-21.69 Peak
5	11490.000	11.58	37.99	37.16	39.24	51.65	74.00	-22.35 Peak
6	17235.000	14.18	43.34	39.38	37.98	56.12	68.20	-12.08 Peak





Test Mode: 33; Polarity: Vertical; Modulation:802.11n; Bandwidth:20MHz; Channel:Low

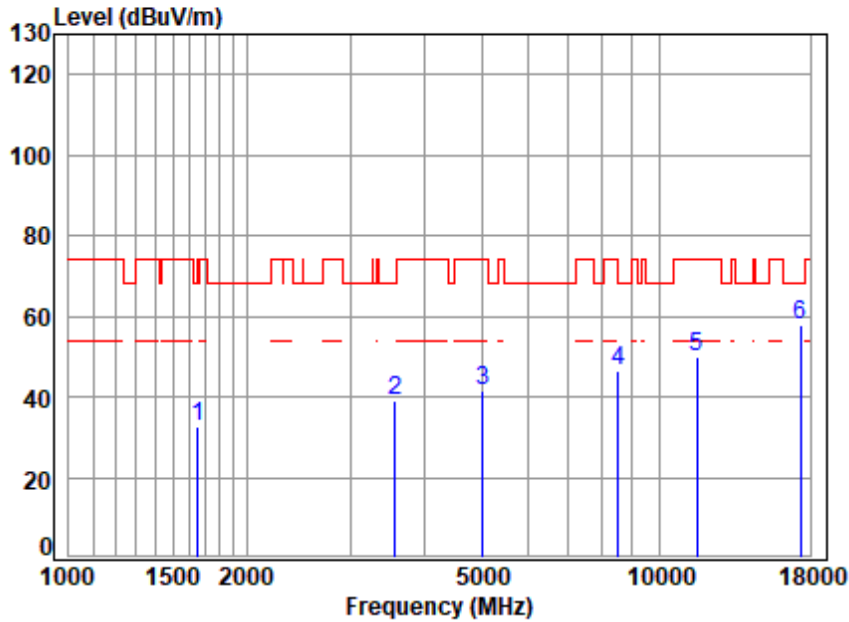


Site : chamber  
 Condition: 3m VERTICAL  
 Job No : 01105AT/01106AT  
 Mode : 5745 TX RSE  
 Note : 5G WIFI 11N20

	Freq	Cable Loss	Ant Factor	Preamp Factor	Read Level	Limit Level	Over Limit	Remark
	MHz	dB	dB/m	dB	dBuV	dBuV/m	dBuV/m	dB
1	1672.779	3.46	26.75	38.85	42.00	33.36	74.00	-40.64 Peak
2	3790.361	6.00	32.74	40.15	39.92	38.51	74.00	-35.49 Peak
3	5551.069	7.75	34.60	41.23	40.24	41.36	68.20	-26.84 Peak
4	7497.646	8.78	36.00	40.29	41.09	45.58	74.00	-28.42 Peak
5	11490.000	11.58	37.99	37.16	37.51	49.92	74.00	-24.08 Peak
6	17235.000	14.18	43.34	39.38	39.02	57.16	68.20	-11.04 Peak



Test Mode: 33; Polarity: Horizontal; Modulation:802.11n; Bandwidth:20MHz; Channel:Middle

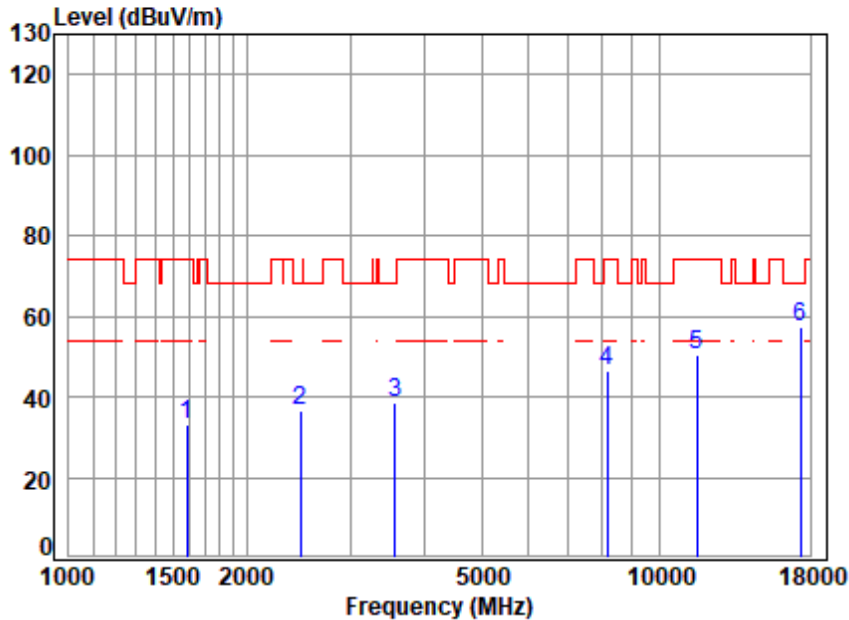


Site : chamber  
 Condition: 3m HORIZONTAL  
 Job No : 01105AT/01106AT  
 Mode : 5785 TX RSE  
 Note : 5G WIFI 11N20

	Freq	Cable Loss	Ant Factor	Preamp Factor	Read Level	Limit Level	Over Limit	Remark
	MHz	dB	dB/m	dB	dBuV	dBuV/m	dBuV/m	dB
1	1653.550	3.43	26.71	38.84	41.53	32.83	68.20	-35.37 Peak
2	3567.138	5.69	31.83	39.98	41.42	38.96	68.20	-29.24 Peak
3	5031.499	7.24	34.24	41.01	41.28	41.75	74.00	-32.25 Peak
4	8514.456	9.70	36.50	38.99	39.12	46.33	68.20	-21.87 Peak
5	11570.000	11.63	38.00	37.20	37.54	49.97	74.00	-24.03 Peak
6	17355.000	14.19	43.46	39.35	39.39	57.69	68.20	-10.51 Peak



Test Mode: 33; Polarity: Vertical; Modulation:802.11n; Bandwidth:20MHz; Channel:Middle

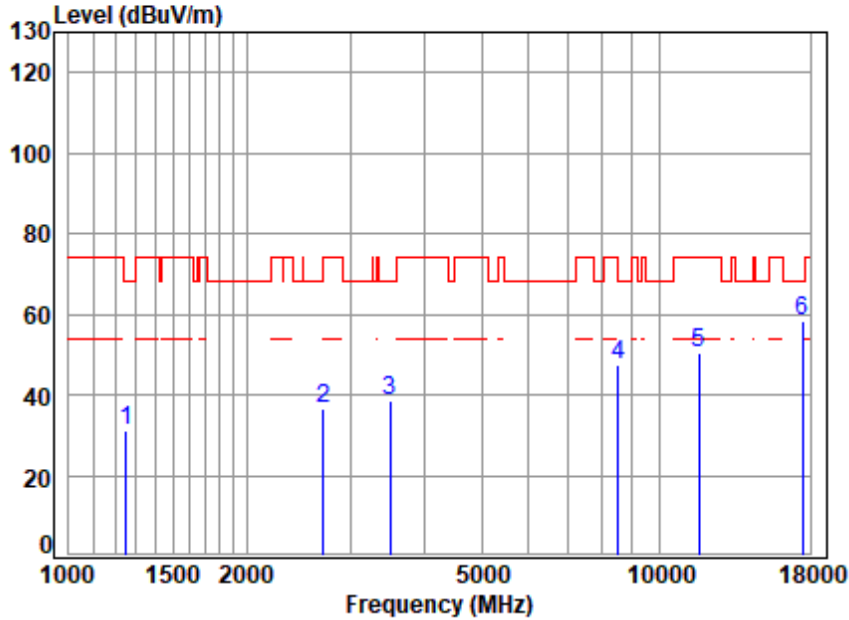


Site : chamber  
 Condition: 3m VERTICAL  
 Job No : 01105AT/01106AT  
 Mode : 5785 TX RSE  
 Note : 5G WIFI 11N20

	Freq	Cable Loss	Ant Factor	Preamp Factor	Read Level	Limit Level	Over Limit	Remark
	MHz	dB	dB/m	dB	dBuV	dBuV/m	dBuV/m	dB
1	1587.975	3.35	26.36	38.80	42.27	33.18	74.00	-40.82 Peak
2	2464.024	4.32	29.18	39.26	42.43	36.67	68.20	-31.53 Peak
3	3567.138	5.69	31.83	39.98	40.95	38.49	68.20	-29.71 Peak
4	8153.195	9.37	36.40	39.69	40.63	46.71	74.00	-27.29 Peak
5	11570.000	11.63	38.00	37.20	37.89	50.32	74.00	-23.68 Peak
6	17355.000	14.19	43.46	39.35	39.24	57.54	68.20	-10.66 Peak



Test Mode: 33; Polarity: Horizontal; Modulation:802.11n; Bandwidth:20MHz; Channel:High

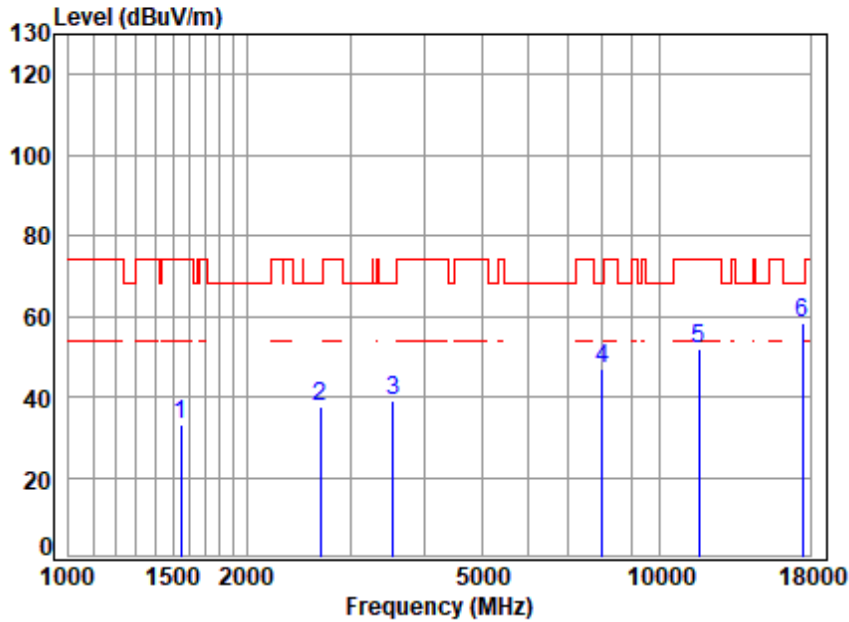


Site : chamber  
 Condition: 3m HORIZONTAL  
 Job No : 01105AT/01106AT  
 Mode : 5825 TX RSE  
 Note : 5G WIFI 11N20

	Freq	Cable Loss	Ant Factor	Preamp Factor	Read Level	Limit Level	Over Limit	Remark
	MHz	dB	dB/m	dB	dBuV	dBuV/m	dBuV/m	dB
1	1252.885	2.89	24.51	38.60	42.58	31.38	68.20	-36.82 Peak
2	2702.799	4.55	29.50	39.37	42.13	36.81	74.00	-37.19 Peak
3	3505.809	5.61	31.80	39.93	41.20	38.68	68.20	-29.52 Peak
4	8514.456	9.70	36.50	38.99	40.06	47.27	68.20	-20.93 Peak
5	11650.000	11.68	38.00	37.24	38.01	50.45	74.00	-23.55 Peak
6	17475.000	14.20	43.58	39.33	39.99	58.44	68.20	-9.76 Peak



Test Mode: 33; Polarity: Vertical; Modulation:802.11n; Bandwidth:20MHz; Channel:High

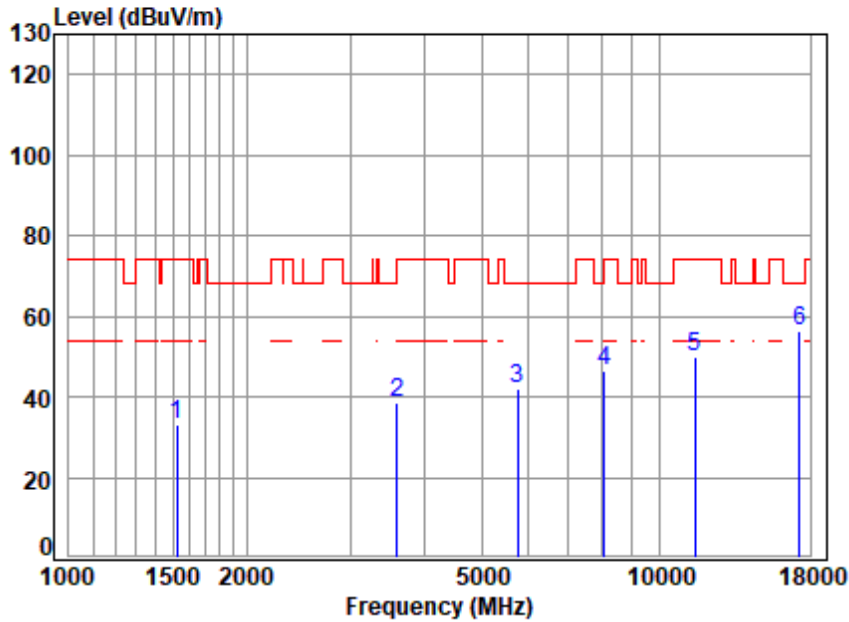


Site : chamber  
 Condition: 3m VERTICAL  
 Job No : 01105AT/01106AT  
 Mode : 5825 TX RSE  
 Note : 5G WIFI 11N20

	Freq	Cable Loss	Ant Factor	Preamp Factor	Read Level	Limit Level	Over Limit	Remark
	MHz	dB	dB/m	dB	dBuV	dBuV/m	dBuV/m	dB
1	1547.199	3.30	25.87	38.78	42.57	32.96	74.00	-41.04 Peak
2	2664.019	4.52	29.57	39.35	42.59	37.33	68.20	-30.87 Peak
3	3546.577	5.67	31.80	39.97	41.68	39.18	68.20	-29.02 Peak
4	8013.020	9.23	36.20	39.97	41.68	47.14	68.20	-21.06 Peak
5	11650.000	11.68	38.00	37.24	39.60	52.04	74.00	-21.96 Peak
6	17475.000	14.20	43.58	39.33	39.77	58.22	68.20	-9.98 Peak



Test Mode: 33; Polarity: Horizontal; Modulation:802.11n; Bandwidth:40MHz; Channel:Low

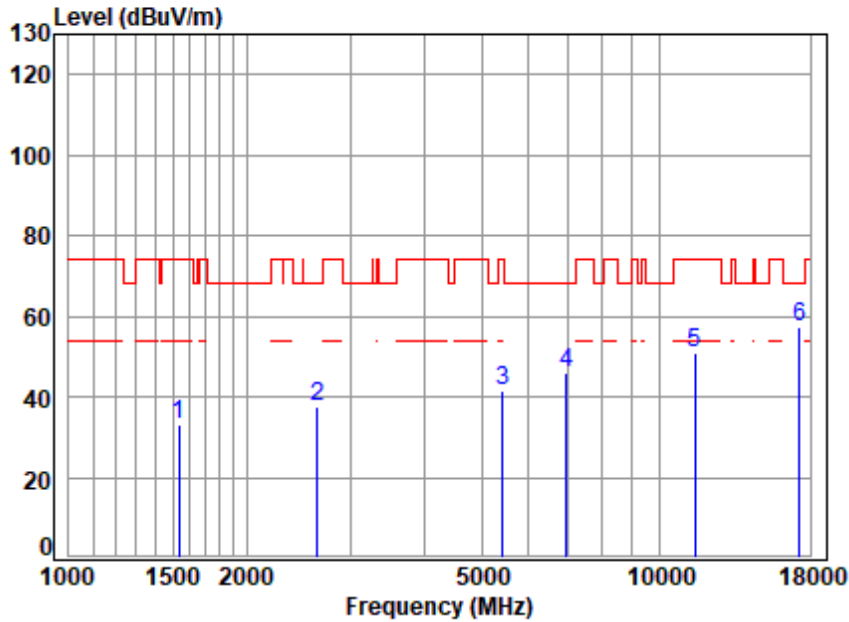


Site : chamber  
 Condition: 3m HORIZONTAL  
 Job No : 01105AT/01106AT  
 Mode : 5755 TX RSE  
 Note : 5G WIFI 11N40

	Freq	Cable Loss	Ant Factor	Preamp Factor	Read Level	Limit Level	Over Limit	Remark
	MHz	dB	dB/m	dB	dBuV	dBuV/m	dBuV/m	dB
1	1525.000	3.27	25.65	38.77	42.92	33.07	74.00	-40.93 Peak
2	3598.203	5.74	31.90	40.01	41.06	38.69	68.20	-29.51 Peak
3	5746.982	7.94	34.50	41.31	41.04	42.17	68.20	-26.03 Peak
4	8082.804	9.30	36.27	39.83	40.71	46.45	74.00	-27.55 Peak
5	11510.000	11.59	38.00	37.17	37.62	50.04	74.00	-23.96 Peak
6	17265.000	14.18	43.37	39.38	38.02	56.19	68.20	-12.01 Peak



Test Mode: 33; Polarity: Vertical; Modulation:802.11n; Bandwidth:40MHz; Channel:Low

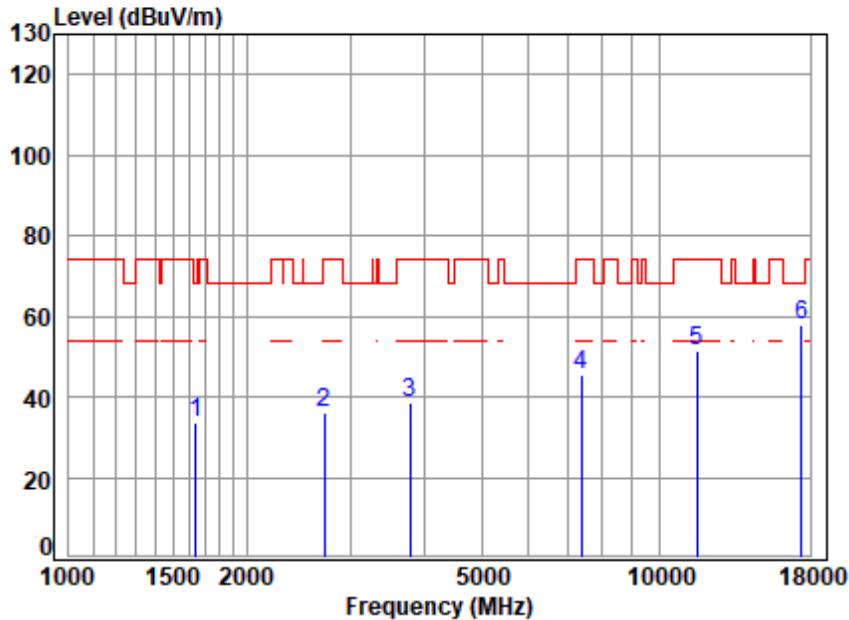


Site : chamber  
 Condition: 3m VERTICAL  
 Job No : 01105AT/01106AT  
 Mode : 5755 TX RSE  
 Note : 5G WIFI 11N40

	Freq	Cable Loss	Ant Factor	Preamp Factor	Read Level	Level	Limit Line	Over Limit	Remark
	MHz	dB	dB/m	dB	dBuV	dBuV/m	dBuV/m	dB	
1	1533.841	3.29	25.74	38.77	43.05	33.31	74.00	-40.69	Peak
2	2633.397	4.49	29.60	39.34	42.66	37.41	68.20	-30.79	Peak
3	5424.184	7.63	34.55	41.18	40.61	41.61	74.00	-32.39	Peak
4	6954.852	8.31	35.71	40.63	42.74	46.13	68.20	-22.07	Peak
5	11510.000	11.59	38.00	37.17	38.37	50.79	74.00	-23.21	Peak
6	17265.000	14.18	43.37	39.38	39.37	57.54	68.20	-10.66	Peak



Test Mode: 33; Polarity: Horizontal; Modulation:802.11n; Bandwidth:40MHz; Channel:High



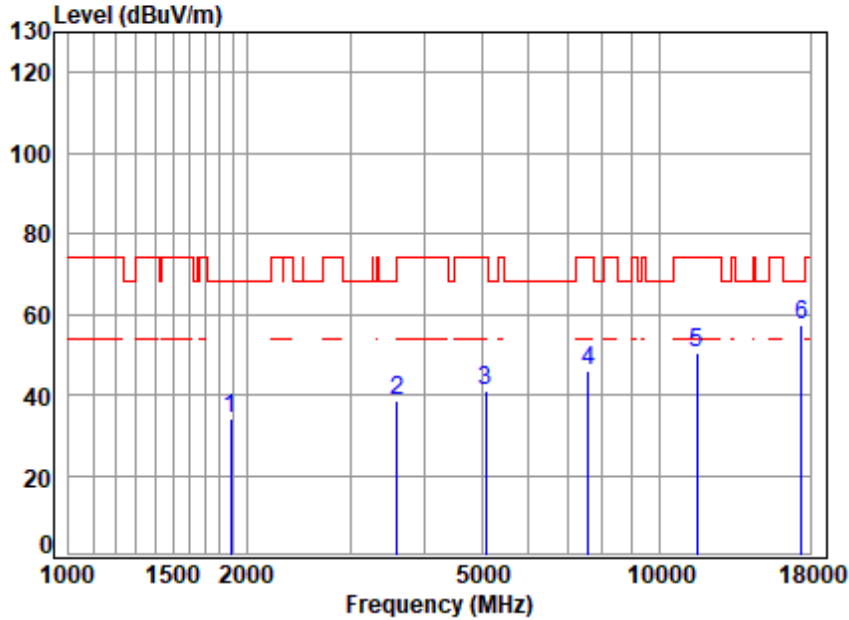
Site : chamber  
 Condition: 3m HORIZONTAL  
 Job No : 01105AT/01106AT  
 Mode : 5795 TX RSE  
 Note : 5G WIFI 11N40

	Freq	Cable Loss	Ant Factor	Preamp Factor	Read Level	Limit Level	Over Limit	Remark
	MHz	dB	dB/m	dB	dBuV	dBuV/m	dBuV/m	dB
1	1644.019	3.42	26.68	38.83	42.33	33.60	68.20	-34.60 Peak
2	2710.622	4.56	29.50	39.37	41.27	35.96	74.00	-38.04 Peak
3	3790.361	6.00	32.74	40.15	40.03	38.62	74.00	-35.38 Peak
4	7368.741	8.67	35.90	40.37	41.50	45.70	74.00	-28.30 Peak
5	11590.000	11.64	38.00	37.21	38.88	51.31	74.00	-22.69 Peak
6	17385.000	14.20	43.49	39.35	39.56	57.90	68.20	-10.30 Peak





Test Mode: 33; Polarity: Vertical; Modulation:802.11n; Bandwidth:40MHz; Channel:High

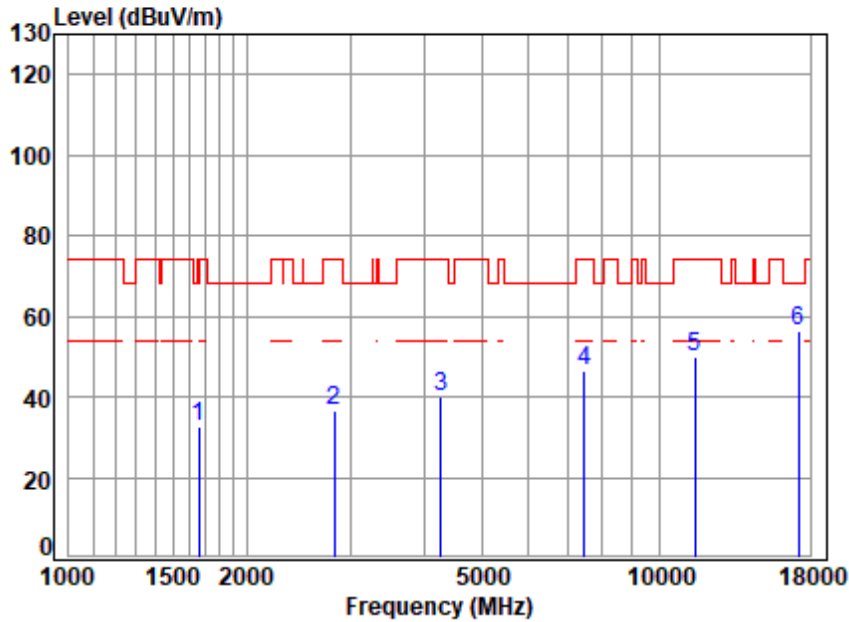


Site : chamber  
 Condition: 3m VERTICAL  
 Job No : 01105AT/01106AT  
 Mode : 5795 TX RSE  
 Note : 5G WIFI 11N40

	Freq	Cable Loss	Ant Factor	Preamp Factor	Read Level	Limit Level	Over Limit	Remark
	MHz	dB	dB/m	dB	dBuV	dBuV/m	dBuV/m	dB
1	1883.236	3.69	27.37	38.95	42.07	34.18	68.20	-34.02 Peak
2	3598.203	5.74	31.90	40.01	40.91	38.54	68.20	-29.66 Peak
3	5090.007	7.30	34.12	41.04	40.83	41.21	74.00	-32.79 Peak
4	7584.833	8.86	36.10	40.24	41.44	46.16	74.00	-27.84 Peak
5	11590.000	11.64	38.00	37.21	38.04	50.47	74.00	-23.53 Peak
6	17385.000	14.20	43.49	39.35	38.98	57.32	68.20	-10.88 Peak



Test Mode: 33; Polarity: Horizontal; Modulation:802.11ac; Bandwidth:20MHz; Channel:Low

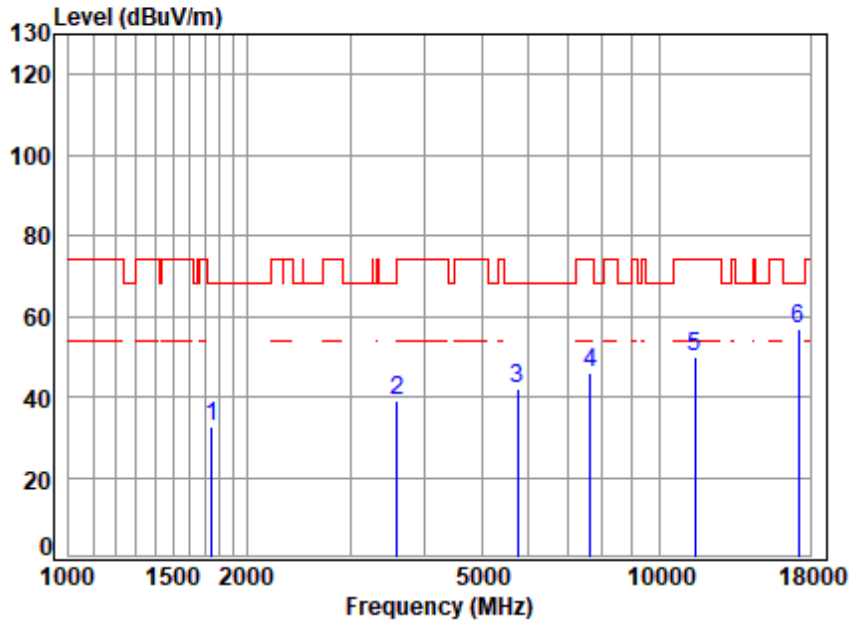


Site : chamber  
 Condition: 3m HORIZONTAL  
 Job No : 01105AT/01106AT  
 Mode : 5745 TX RSE  
 Note : 5G WIFI 11AC20

	Freq	Cable Loss	Ant Factor	Preamp Factor	Read Level	Limit Level	Over Limit	Remark
	MHz	dB	dB/m	dB	dBuV	dBuV/m	dBuV/m	dB
1	1663.137	3.45	26.73	38.84	41.27	32.61	74.00	-41.39 Peak
2	2814.411	4.65	29.56	39.42	41.88	36.67	74.00	-37.33 Peak
3	4267.237	6.55	33.60	40.50	40.24	39.89	74.00	-34.11 Peak
4	7454.429	8.74	35.91	40.32	42.23	46.56	74.00	-27.44 Peak
5	11490.000	11.58	37.99	37.16	37.75	50.16	74.00	-23.84 Peak
6	17235.000	14.18	43.34	39.38	38.40	56.54	68.20	-11.66 Peak



Test Mode: 33; Polarity: Vertical; Modulation:802.11ac; Bandwidth:20MHz; Channel:Low

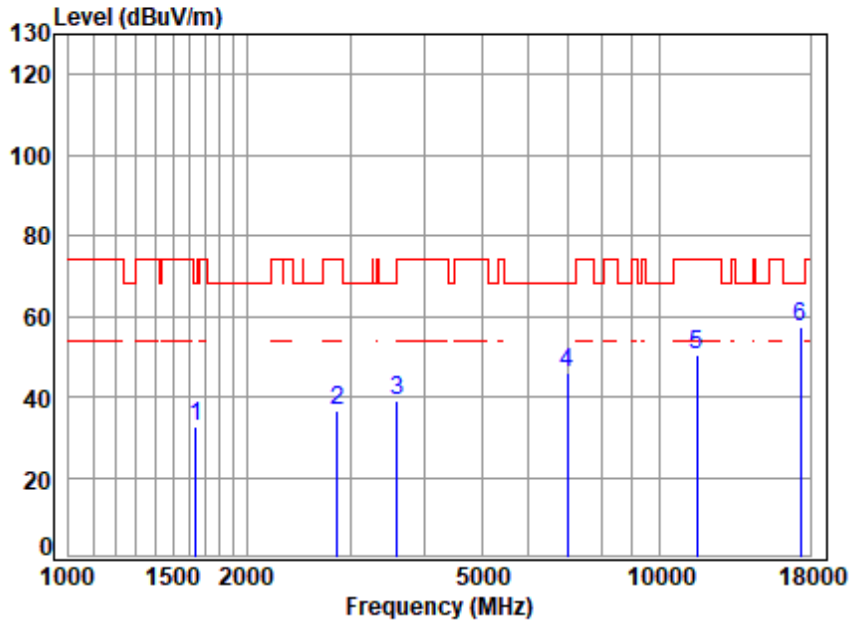


Site : chamber  
 Condition: 3m VERTICAL  
 Job No : 01105AT/01106AT  
 Mode : 5745 TX RSE  
 Note : 5G WIFI 11AC20

	Freq	Cable Loss	Ant Factor	Preamp Factor	Read Level	Limit Level	Over Limit	Remark
	MHz	dB	dB/m	dB	dBuV	dBuV/m	dBuV/m	dB
1	1746.898	3.54	26.80	38.88	41.25	32.71	68.20	-35.49 Peak
2	3598.203	5.74	31.90	40.01	41.35	38.98	68.20	-29.22 Peak
3	5746.982	7.94	34.50	41.31	41.06	42.19	68.20	-26.01 Peak
4	7628.806	8.90	36.16	40.21	41.13	45.98	74.00	-28.02 Peak
5	11490.000	11.58	37.99	37.16	37.43	49.84	74.00	-24.16 Peak
6	17235.000	14.18	43.34	39.38	38.93	57.07	68.20	-11.13 Peak



Test Mode: 33; Polarity: Horizontal; Modulation:802.11ac; Bandwidth:20MHz; Channel:Middle

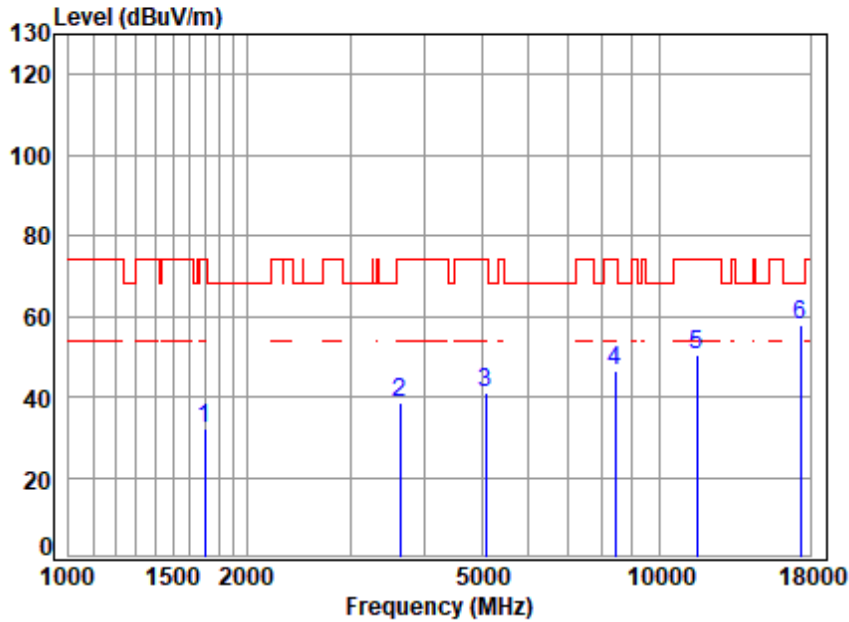


Site : chamber  
 Condition: 3m HORIZONTAL  
 Job No : 01105AT/01106AT  
 Mode : 5785 TX RSE  
 Note : 5G WIFI 11AC20

	Freq	Cable Loss	Ant Factor	Preamp Factor	Read Level	Level	Limit Line	Over Limit	Remark
	MHz	dB	dB/m	dB	dBuV	dBuV/m	dBuV/m	dB	
1	1644.019	3.42	26.68	38.83	41.58	32.85	68.20	-35.35	Peak
2	2847.139	4.68	29.69	39.44	41.78	36.71	74.00	-37.29	Peak
3	3598.203	5.74	31.90	40.01	41.25	38.88	68.20	-29.32	Peak
4	6974.982	8.32	35.75	40.62	42.45	45.90	68.20	-22.30	Peak
5	11570.000	11.63	38.00	37.20	37.75	50.18	74.00	-23.82	Peak
6	17355.000	14.19	43.46	39.35	38.83	57.13	68.20	-11.07	Peak



Test Mode: 33; Polarity: Vertical; Modulation:802.11ac; Bandwidth:20MHz; Channel:Middle

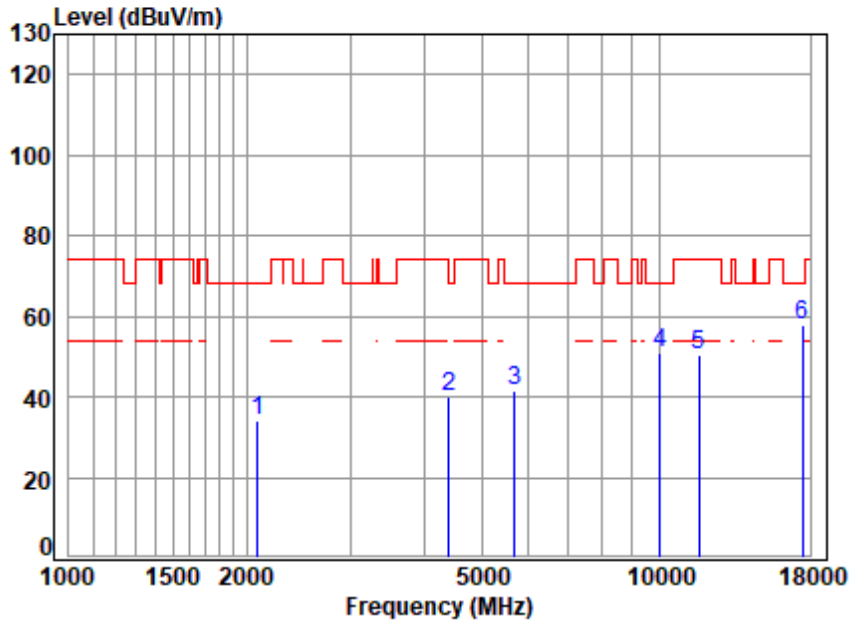


Site : chamber  
 Condition: 3m VERTICAL  
 Job No : 01105AT/01106AT  
 Mode : 5785 TX RSE  
 Note : 5G WIFI 11AC20

	Freq	Cable Loss	Ant Factor	Preamp Factor	Read Level	Limit Level	Over Limit	Remark
	MHz	dB	dB/m	dB	dBuV	dBuV/m	dBuV/m	dB
1	1697.129	3.49	26.79	38.86	40.88	32.30	74.00	-41.70 Peak
2	3640.045	5.80	32.06	40.04	40.61	38.43	74.00	-35.57 Peak
3	5075.317	7.29	34.15	41.03	40.42	40.83	74.00	-33.17 Peak
4	8416.584	9.61	36.40	39.18	39.46	46.29	74.00	-27.71 Peak
5	11570.000	11.63	38.00	37.20	38.23	50.66	74.00	-23.34 Peak
6	17355.000	14.19	43.46	39.35	39.32	57.62	68.20	-10.58 Peak



Test Mode: 33; Polarity: Horizontal; Modulation:802.11ac; Bandwidth:20MHz; Channel:High

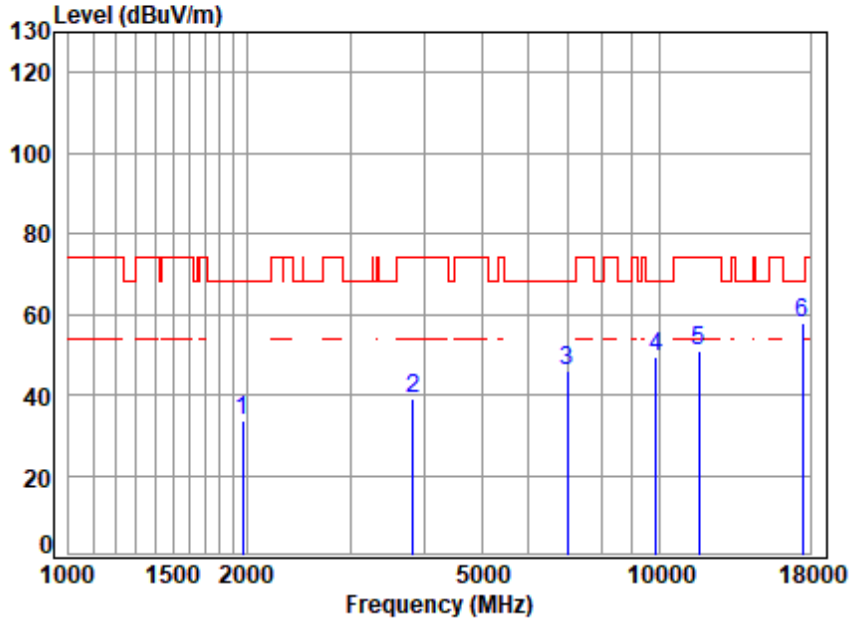


Site : chamber  
 Condition: 3m HORIZONTAL  
 Job No : 01105AT/01106AT  
 Mode : 5825 TX RSE  
 Note : 5G WIFI 11AC20

	Freq	Cable Loss	Ant Factor	Preamp Factor	Read Level	Limit Level	Over Limit	Remark
	MHz	dB	dB/m	dB	dBuV	dBuV/m	dBuV/m	dB
1	2089.751	3.92	28.48	39.05	40.92	34.27	68.20	-33.93 Peak
2	4405.090	6.68	33.50	40.60	40.50	40.08	68.20	-28.12 Peak
3	5680.921	7.88	34.50	41.28	40.55	41.65	68.20	-26.55 Peak
4	10010.420	10.56	37.30	36.41	39.38	50.83	68.20	-17.37 Peak
5	11650.000	11.68	38.00	37.24	38.14	50.58	74.00	-23.42 Peak
6	17475.000	14.20	43.58	39.33	39.20	57.65	68.20	-10.55 Peak



Test Mode: 33; Polarity: Vertical; Modulation:802.11ac; Bandwidth:20MHz; Channel:High

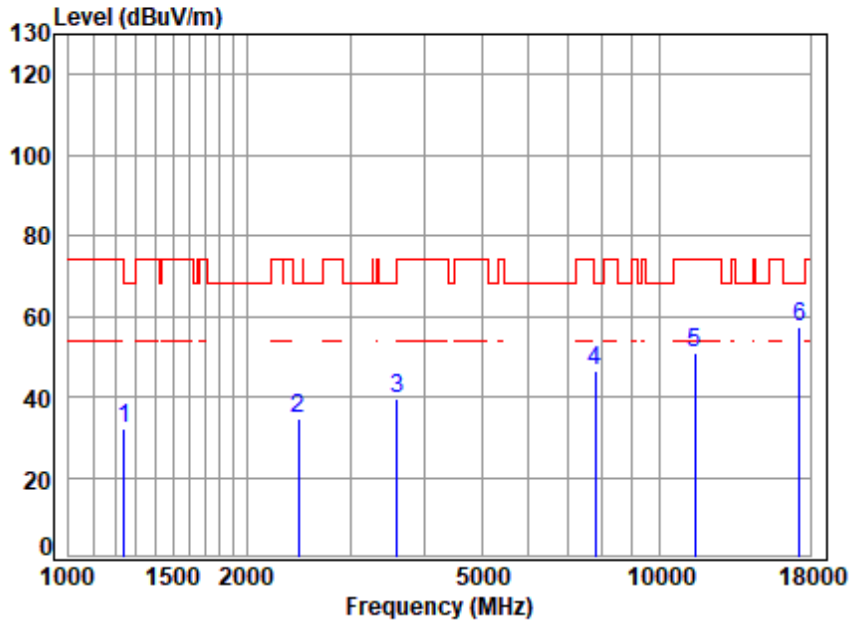


Site : chamber  
 Condition: 3m VERTICAL  
 Job No : 01105AT/01106AT  
 Mode : 5825 TX RSE  
 Note : 5G WIFI 11AC20

	Freq	Cable Loss	Ant Factor	Preamp Factor	Read Level	Limit Level	Over Limit	Remark
	MHz	dB	dB/m	dB	dBuV	dBuV/m	dBuV/m	dB
1	1966.680	3.78	27.83	38.99	40.78	33.40	68.20	-34.80 Peak
2	3834.438	6.06	32.73	40.18	40.47	39.08	74.00	-34.92 Peak
3	6974.982	8.32	35.75	40.62	42.71	46.16	68.20	-22.04 Peak
4	9866.789	10.50	37.30	36.62	38.48	49.66	68.20	-18.54 Peak
5	11650.000	11.68	38.00	37.24	38.56	51.00	74.00	-23.00 Peak
6	17475.000	14.20	43.58	39.33	39.49	57.94	68.20	-10.26 Peak



Test Mode: 33; Polarity: Horizontal; Modulation:802.11ac; Bandwidth:40MHz; Channel:Low



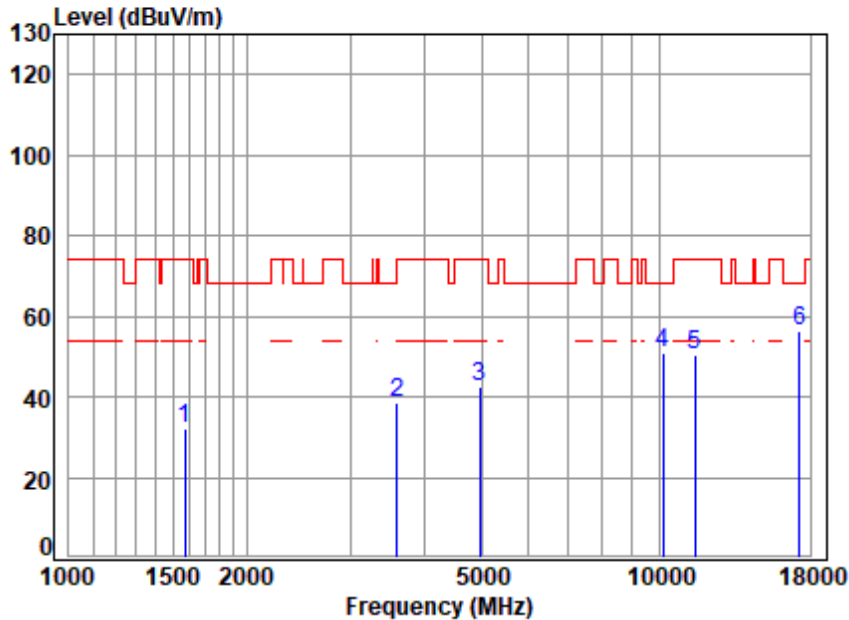
Site : chamber  
 Condition: 3m HORIZONTAL  
 Job No : 01105AT/01106AT  
 Mode : 5755 TX RSE  
 Note : 5G WIFI 11AC40

	Freq	Cable Loss	Ant Factor	Preamp Factor	Read Level	Limit Level	Over Limit	Remark
	MHz	dB	dB/m	dB	dBuV	dBuV/m	dBuV/m	dB
1	1242.068	2.87	24.48	38.59	43.24	32.00	68.20	-36.20 Peak
2	2449.822	4.31	29.10	39.25	40.20	34.36	68.20	-33.84 Peak
3	3598.203	5.74	31.90	40.01	41.69	39.32	68.20	-28.88 Peak
4	7784.729	9.04	36.20	40.12	41.14	46.26	68.20	-21.94 Peak
5	11510.000	11.59	38.00	37.17	38.52	50.94	74.00	-23.06 Peak
6	17265.000	14.18	43.37	39.38	38.96	57.13	68.20	-11.07 Peak





Test Mode: 33; Polarity: Vertical; Modulation:802.11ac; Bandwidth:40MHz; Channel:Low

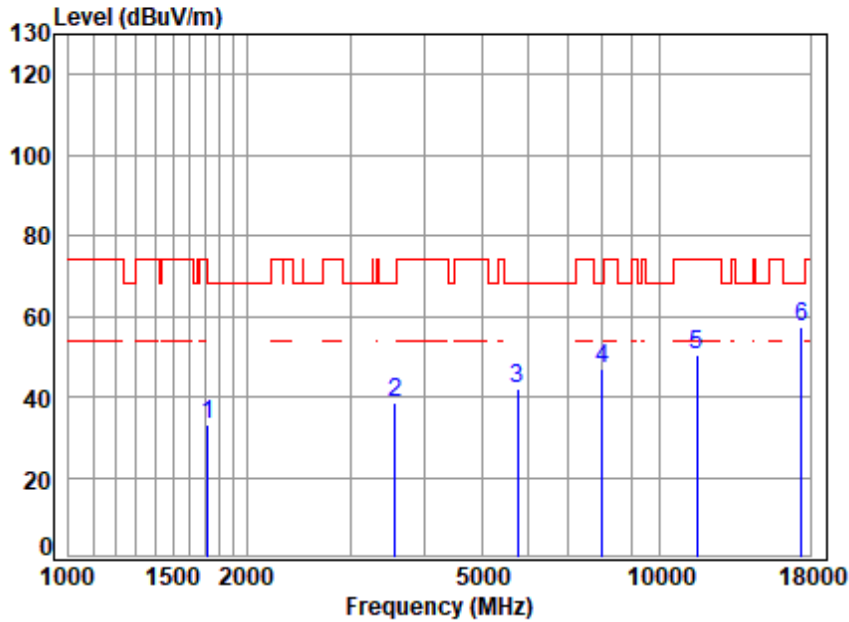


Site : chamber  
 Condition: 3m VERTICAL  
 Job No : 01105AT/01106AT  
 Mode : 5755 TX RSE  
 Note : 5G WIFI 11AC40

	Freq	Cable Loss	Ant Factor	Preamp Factor	Read Level	Limit Level	Over Limit	Remark
	MHz	dB	dB/m	dB	dBuV	dBuV/m	dBuV/m	dB
1	1574.265	3.34	26.19	38.79	41.56	32.30	74.00	-41.70 Peak
2	3598.203	5.74	31.90	40.01	41.00	38.63	68.20	-29.57 Peak
3	4973.662	7.19	34.25	40.98	41.94	42.40	74.00	-31.60 Peak
4	10126.820	10.64	37.30	36.47	39.65	51.12	68.20	-17.08 Peak
5	11510.000	11.59	38.00	37.17	37.87	50.29	74.00	-23.71 Peak
6	17265.000	14.18	43.37	39.38	37.98	56.15	68.20	-12.05 Peak



Test Mode: 33; Polarity: Horizontal; Modulation:802.11ac; Bandwidth:40MHz; Channel:High

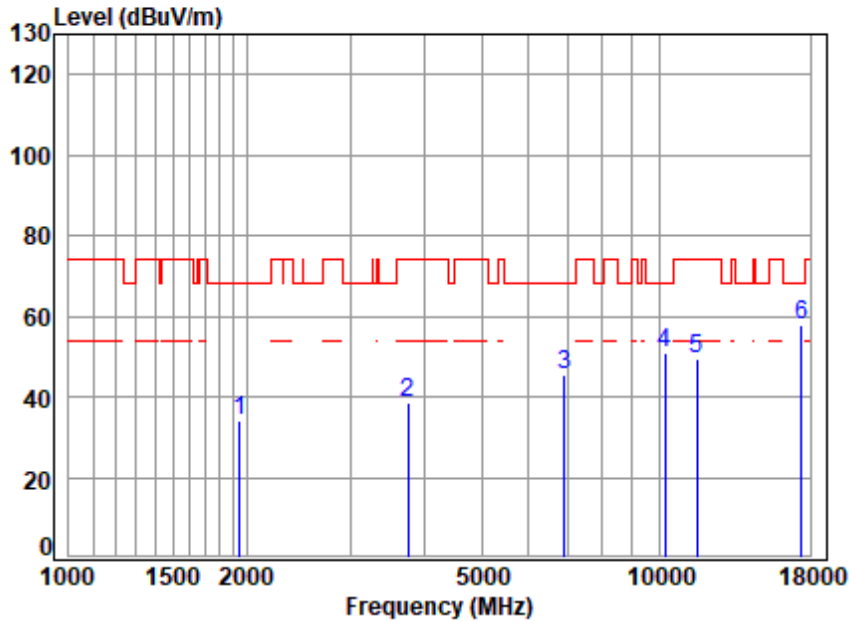


Site : chamber  
 Condition: 3m HORIZONTAL  
 Job No : 01105AT/01106AT  
 Mode : 5795 TX RSE  
 Note : 5G WIFI 11AC40

	Freq	Cable Loss	Ant Factor	Preamp Factor	Read Level	Limit Level	Over Limit	Remark
	MHz	dB	dB/m	dB	dBuV	dBuV/m	dBuV/m	dB
1	1716.864	3.51	26.80	38.87	41.60	33.04	68.20	-35.16 Peak
2	3567.138	5.69	31.83	39.98	41.01	38.55	68.20	-29.65 Peak
3	5763.617	7.95	34.53	41.31	40.87	42.04	68.20	-26.16 Peak
4	8013.020	9.23	36.20	39.97	41.55	47.01	68.20	-21.19 Peak
5	11590.000	11.64	38.00	37.21	37.97	50.40	74.00	-23.60 Peak
6	17385.000	14.20	43.49	39.35	39.21	57.55	68.20	-10.65 Peak



Test Mode: 33; Polarity: Vertical; Modulation:802.11ac; Bandwidth:40MHz; Channel:High

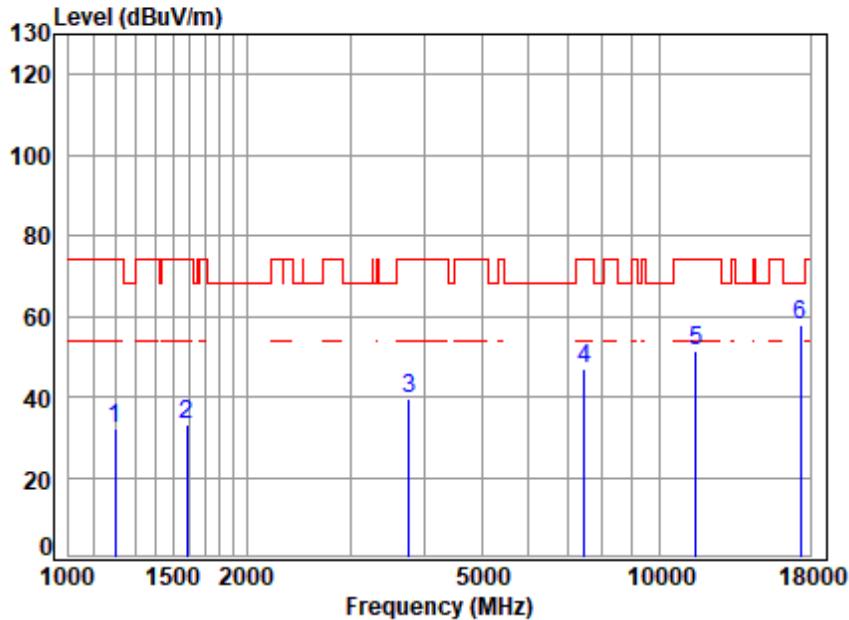


Site : chamber  
 Condition: 3m VERTICAL  
 Job No : 01105AT/01106AT  
 Mode : 5795 TX RSE  
 Note : 5G WIFI 11AC40

	Freq	Cable Loss	Ant Factor	Preamp Factor	Read Level	Level	Limit Line	Over Limit	Remark
	MHz	dB	dB/m	dB	dBuV	dBuV/m	dBuV/m	dB	
1	1949.701	3.76	27.70	38.98	41.85	34.33	68.20	-33.87	Peak
2	3757.637	5.96	32.55	40.13	40.38	38.76	74.00	-35.24	Peak
3	6894.806	8.30	35.60	40.68	42.23	45.45	68.20	-22.75	Peak
4	10244.580	10.73	37.34	36.53	39.16	50.70	68.20	-17.50	Peak
5	11590.000	11.64	38.00	37.21	37.10	49.53	74.00	-24.47	Peak
6	17385.000	14.20	43.49	39.35	39.36	57.70	68.20	-10.50	Peak



Test Mode: 33; Polarity: Horizontal; Modulation:802.11ac; Bandwidth:80MHz; Channel:Middle

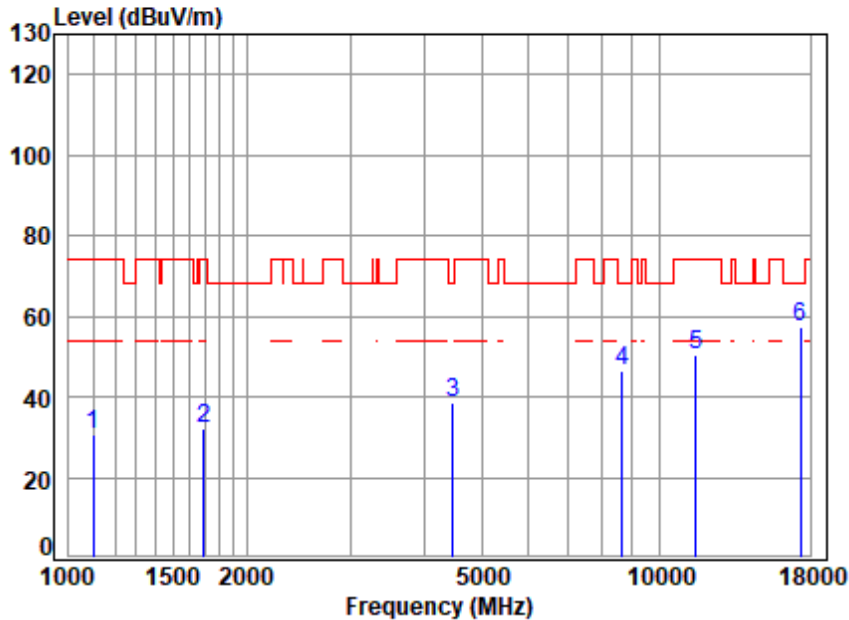


Site : chamber  
 Condition: 3m HORIZONTAL  
 Job No : 01105AT/01106AT  
 Mode : 5775 TX RSE  
 Note : 5G WIFI 11AC80

	Freq	Cable Loss	Ant Factor	Preamp Factor	Read Level	Limit Level	Over Limit	Remark
	MHz	dB	dB/m	dB	dBuV	dBuV/m	dBuV/m	dB
1	1199.726	2.80	24.40	38.56	43.31	31.95	74.00	-42.05 Peak
2	1583.392	3.35	26.30	38.80	42.27	33.12	74.00	-40.88 Peak
3	3768.513	5.98	32.61	40.13	40.91	39.37	74.00	-34.63 Peak
4	7476.006	8.76	35.95	40.30	42.47	46.88	74.00	-27.12 Peak
5	11550.000	11.61	38.00	37.19	39.22	51.64	74.00	-22.36 Peak
6	17325.000	14.19	43.43	39.36	39.43	57.69	68.20	-10.51 Peak



Test Mode: 33; Polarity: Vertical; Modulation:802.11ac; Bandwidth:80MHz; Channel:Middle

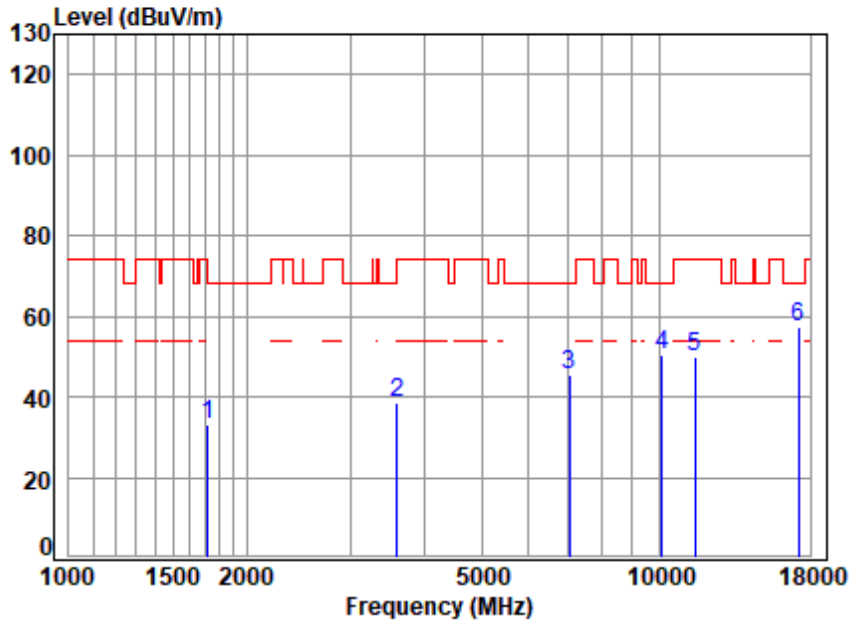


Site : chamber  
 Condition: 3m VERTICAL  
 Job No : 01105AT/01106AT  
 Mode : 5775 TX RSE  
 Note : 5G WIFI 11AC80

	Freq	Cable Loss	Ant Factor	Preamp Factor	Read Level	Limit Level	Over Limit	Remark
	MHz	dB	dB/m	dB	dBuV	dBuV/m	dBuV/m	dB
1	1100.079	2.63	24.00	38.48	42.61	30.76	74.00	-43.24 Peak
2	1692.231	3.48	26.78	38.86	40.66	32.06	74.00	-41.94 Peak
3	4469.214	6.74	33.50	40.65	38.98	38.57	68.20	-29.63 Peak
4	8638.399	9.81	36.60	38.76	38.88	46.53	68.20	-21.67 peak
5	11550.000	11.61	38.00	37.19	37.94	50.36	74.00	-23.64 Peak
6	17325.000	14.19	43.43	39.36	39.32	57.58	68.20	-10.62 Peak



Test Mode: 33; Polarity: Horizontal; Modulation:802.11ax; Bandwidth:20MHz; Channel:Low

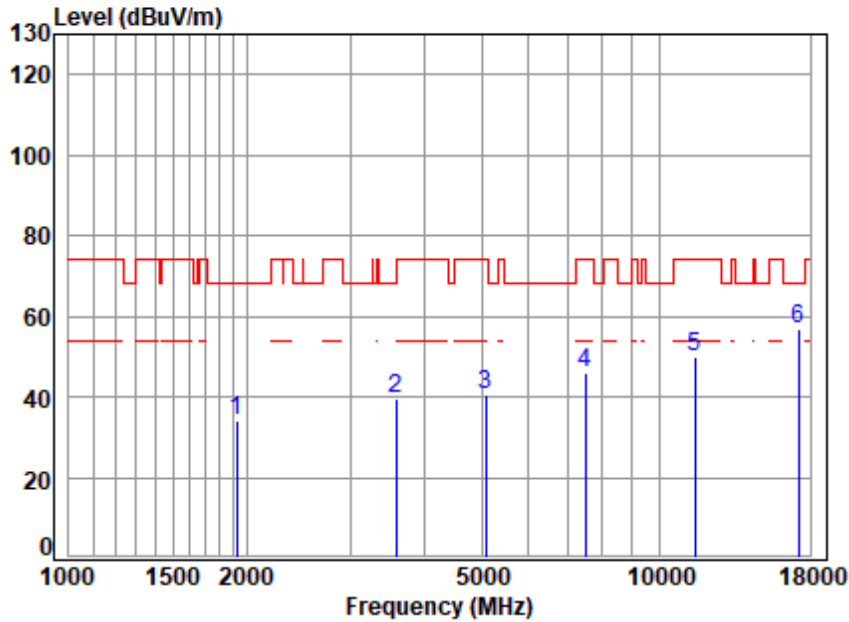


Site : chamber  
 Condition: 3m HORIZONTAL  
 Job No : 01105AT/01106AT  
 Mode : 5745 TX RSE  
 Note : 5G WIFI 11AX20

	Freq	Cable Loss	Ant Factor	Preamp Factor	Read Level	Limit Level	Over Limit	Remark
	MHz	dB	dB/m	dB	dBuV	dBuV/m	dBuV/m	dB
1	1716.864	3.51	26.80	38.87	41.65	33.09	68.20	-35.11 Peak
2	3598.203	5.74	31.90	40.01	40.75	38.38	68.20	-29.82 Peak
3	7056.092	8.37	35.89	40.56	41.55	45.25	68.20	-22.95 Peak
4	10097.600	10.62	37.30	36.45	38.87	50.34	68.20	-17.86 Peak
5	11490.000	11.58	37.99	37.16	37.60	50.01	74.00	-23.99 Peak
6	17235.000	14.18	43.34	39.38	39.08	57.22	68.20	-10.98 Peak



Test Mode: 33; Polarity: Vertical; Modulation:802.11ax; Bandwidth:20MHz; Channel:Low

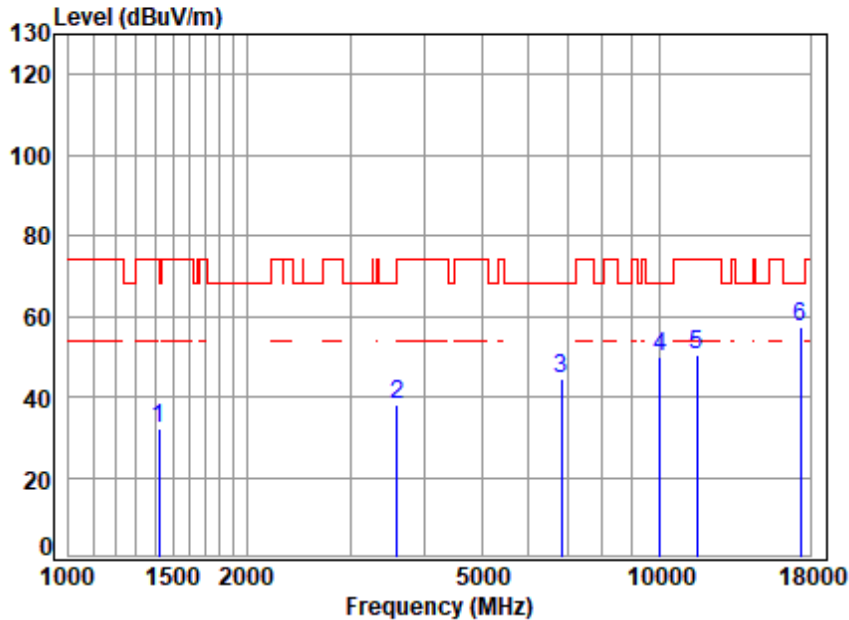


Site : chamber  
 Condition: 3m VERTICAL  
 Job No : 01105AT/01106AT  
 Mode : 5745 TX RSE  
 Note : 5G WIFI 11AX20

	Freq	Cable Loss	Ant Factor	Preamp Factor	Read Level	Limit Level	Over Limit	Remark
	MHz	dB	dB/m	dB	dBuV	dBuV/m	dBuV/m	dB
1	1921.727	3.73	27.53	38.97	41.64	33.93	68.20	-34.27 Peak
2	3577.463	5.71	31.86	39.99	41.76	39.34	68.20	-28.86 Peak
3	5075.317	7.29	34.15	41.03	40.07	40.48	74.00	-33.52 Peak
4	7497.646	8.78	36.00	40.29	41.43	45.92	74.00	-28.08 Peak
5	11490.000	11.58	37.99	37.16	37.63	50.04	74.00	-23.96 Peak
6	17235.000	14.18	43.34	39.38	38.46	56.60	68.20	-11.60 Peak



Test Mode: 33; Polarity: Horizontal; Modulation:802.11ax; Bandwidth:20MHz; Channel:Middle



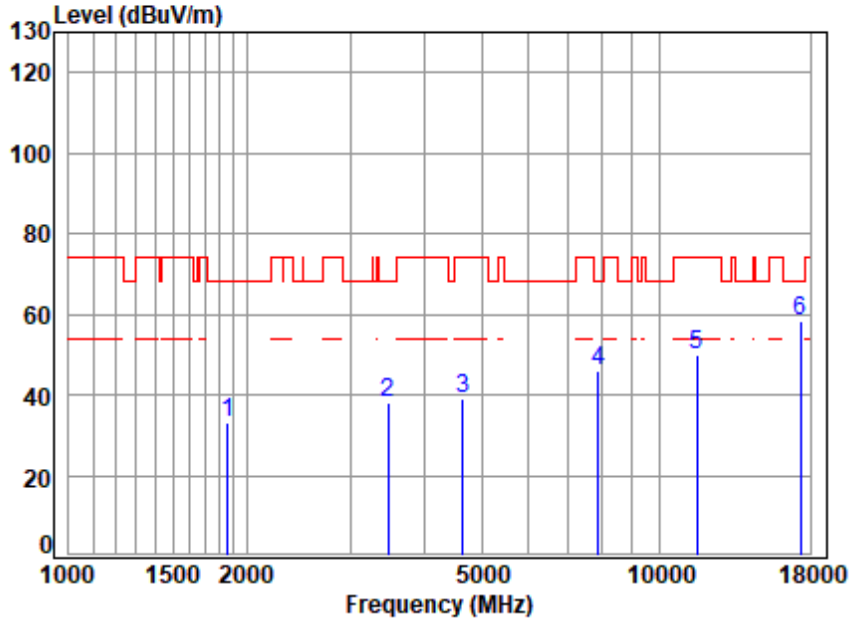
Site : chamber  
 Condition: 3m HORIZONTAL  
 Job No : 01105AT/01106AT  
 Mode : 5785 TX RSE  
 Note : 5G WIFI 11AX20

	Freq	Cable Loss	Ant Factor	Preamp Factor	Read Level	Limit Level	Over Limit	Remark
	MHz	dB	dB/m	dB	dBuV	dBuV/m	dBuV/m	dB
1	1422.798	3.14	25.09	38.71	42.51	32.03	74.00	-41.97 Peak
2	3598.203	5.74	31.90	40.01	40.41	38.04	68.20	-30.16 Peak
3	6835.278	8.30	35.57	40.72	41.24	44.39	68.20	-23.81 Peak
4	10010.420	10.56	37.30	36.41	38.53	49.98	68.20	-18.22 Peak
5	11570.000	11.63	38.00	37.20	37.75	50.18	74.00	-23.82 Peak
6	17355.000	14.19	43.46	39.35	38.88	57.18	68.20	-11.02 Peak





Test Mode: 33; Polarity: Vertical; Modulation:802.11ax; Bandwidth:20MHz; Channel:Middle

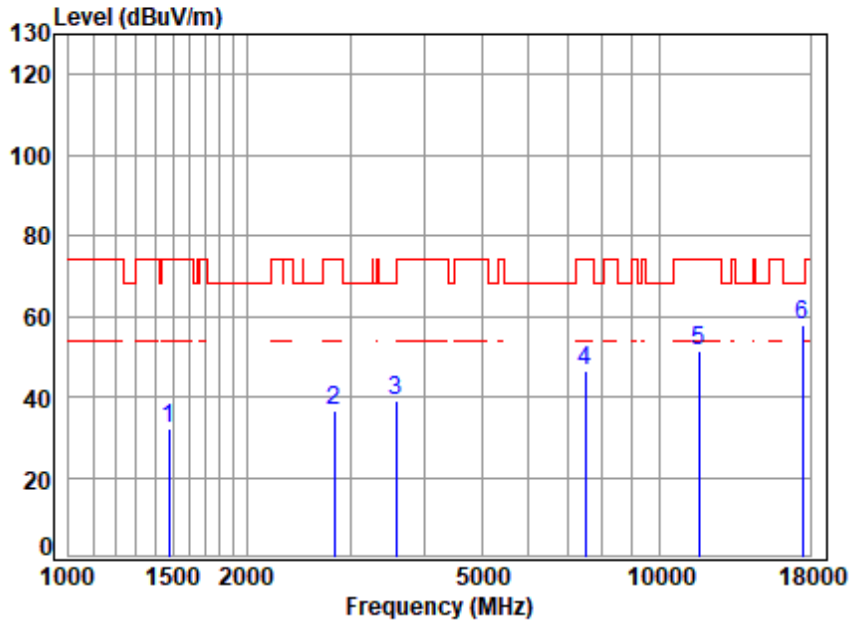


Site : chamber  
 Condition: 3m VERTICAL  
 Job No : 01105AT/01106AT  
 Mode : 5785 TX RSE  
 Note : 5G WIFI 11AX20

	Freq	Cable Loss	Ant Factor	Preamp Factor	Read Level	Limit Level	Over Limit	Remark
	MHz	dB	dB/m	dB	dBuV	dBuV/m	dBuV/m	dB
1	1856.215	3.66	27.31	38.94	40.95	32.98	68.20	-35.22 Peak
2	3475.541	5.56	31.75	39.91	40.88	38.28	68.20	-29.92 Peak
3	4640.339	6.90	33.50	40.77	39.58	39.21	74.00	-34.79 Peak
4	7875.254	9.11	36.20	40.07	40.97	46.21	68.20	-21.99 Peak
5	11570.000	11.63	38.00	37.20	37.66	50.09	74.00	-23.91 Peak
6	17355.000	14.19	43.46	39.35	40.09	58.39	68.20	-9.81 Peak



Test Mode: 33; Polarity: Horizontal; Modulation:802.11ax; Bandwidth:20MHz; Channel:High

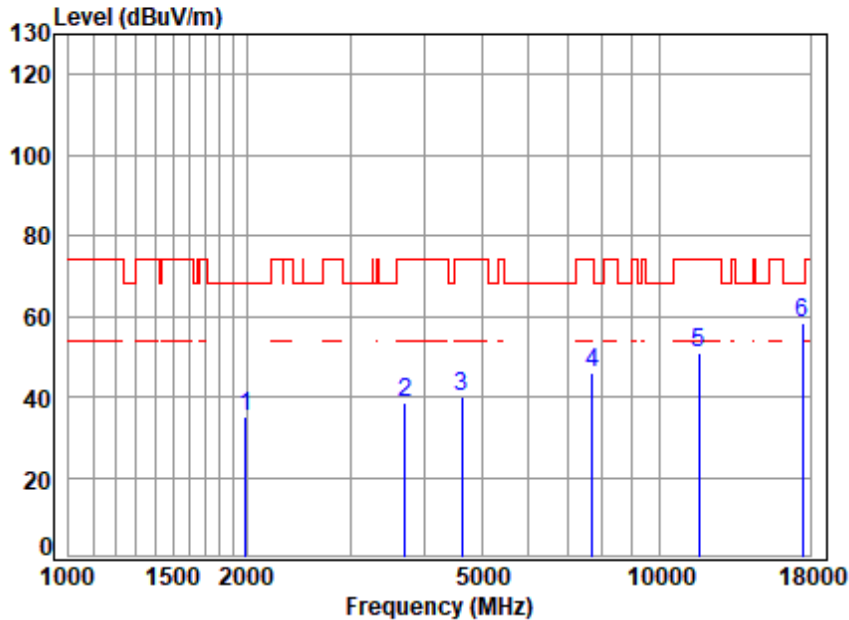


Site : chamber  
 Condition: 3m HORIZONTAL  
 Job No : 01105AT/01106AT  
 Mode : 5825 TX RSE  
 Note : 5G WIFI 11AX20

	Freq	Cable Loss	Ant Factor	Preamp Factor	Read Level	Limit Level	Over Limit	Remark
	MHz	dB	dB/m	dB	dBuV	dBuV/m	dBuV/m	dB
1	1477.276	3.21	25.31	38.74	42.11	31.89	74.00	-42.11 Peak
2	2814.411	4.65	29.56	39.42	42.03	36.82	74.00	-37.18 Peak
3	3587.818	5.72	31.88	40.00	41.55	39.15	68.20	-29.05 Peak
4	7497.646	8.78	36.00	40.29	41.95	46.44	74.00	-27.56 Peak
5	11650.000	11.68	38.00	37.24	38.84	51.28	74.00	-22.72 Peak
6	17475.000	14.20	43.58	39.33	39.21	57.66	68.20	-10.54 Peak



Test Mode: 33; Polarity: Vertical; Modulation:802.11ax; Bandwidth:20MHz; Channel:High

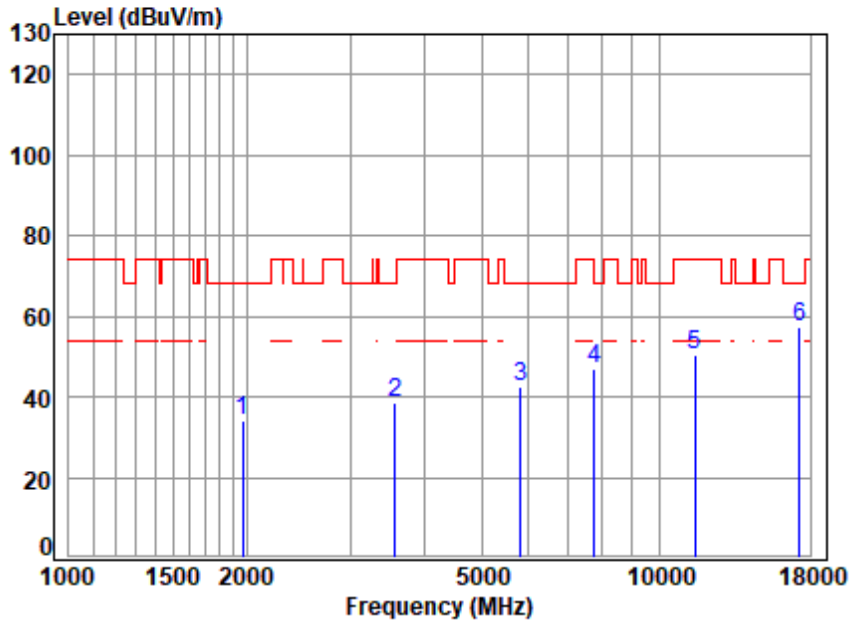


Site : chamber  
 Condition: 3m VERTICAL  
 Job No : 01105AT/01106AT  
 Mode : 5825 TX RSE  
 Note : 5G WIFI 11AX20

	Freq	Cable Loss	Ant Factor	Preamp Factor	Read Level	Limit Level	Over Limit	Remark
	MHz	dB	dB/m	dB	dBuV	dBuV/m	dBuV/m	dB
1	1995.309	3.81	28.06	39.00	42.08	34.95	68.20	-33.25 Peak
2	3703.723	5.89	32.31	40.09	40.32	38.43	74.00	-35.57 Peak
3	4626.946	6.89	33.50	40.76	40.22	39.85	74.00	-34.15 Peak
4	7695.244	8.96	36.20	40.17	40.91	45.90	74.00	-28.10 Peak
5	11650.000	11.68	38.00	37.24	38.30	50.74	74.00	-23.26 Peak
6	17475.000	14.20	43.58	39.33	39.80	58.25	68.20	-9.95 Peak



Test Mode: 33; Polarity: Horizontal; Modulation:802.11ax; Bandwidth:40MHz; Channel:Low

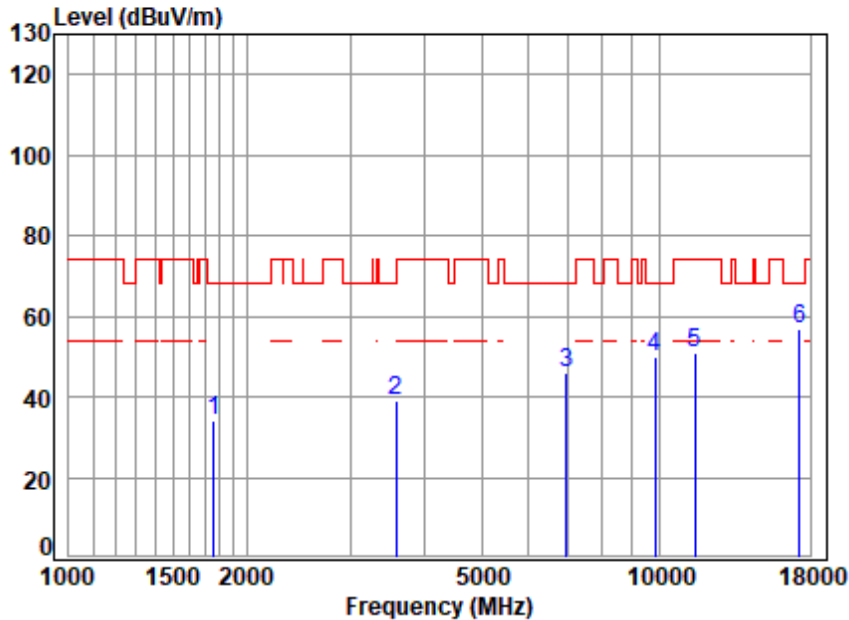


Site : chamber  
 Condition: 3m HORIZONTAL  
 Job No : 01105AT/01106AT  
 Mode : 5755 TX RSE  
 Note : 5G WIFI 11AX40

	Freq	Cable Loss	Ant Factor	Preamp Factor	Read Level	Level	Limit	Over	Remark
	MHz	dB	dB/m	dB	dBuV	dBuV/m	dBuV/m	dB	
1	1972.373	3.78	27.88	38.99	41.63	34.30	68.20	-33.90	Peak
2	3567.138	5.69	31.83	39.98	41.16	38.70	68.20	-29.50	Peak
3	5813.812	8.00	34.63	41.33	41.11	42.41	68.20	-25.79	Peak
4	7762.260	9.02	36.20	40.14	41.66	46.74	68.20	-21.46	Peak
5	11510.000	11.59	38.00	37.17	37.82	50.24	74.00	-23.76	Peak
6	17265.000	14.18	43.37	39.38	38.95	57.12	68.20	-11.08	Peak



Test Mode: 33; Polarity: Vertical; Modulation:802.11ax; Bandwidth:40MHz; Channel:Low

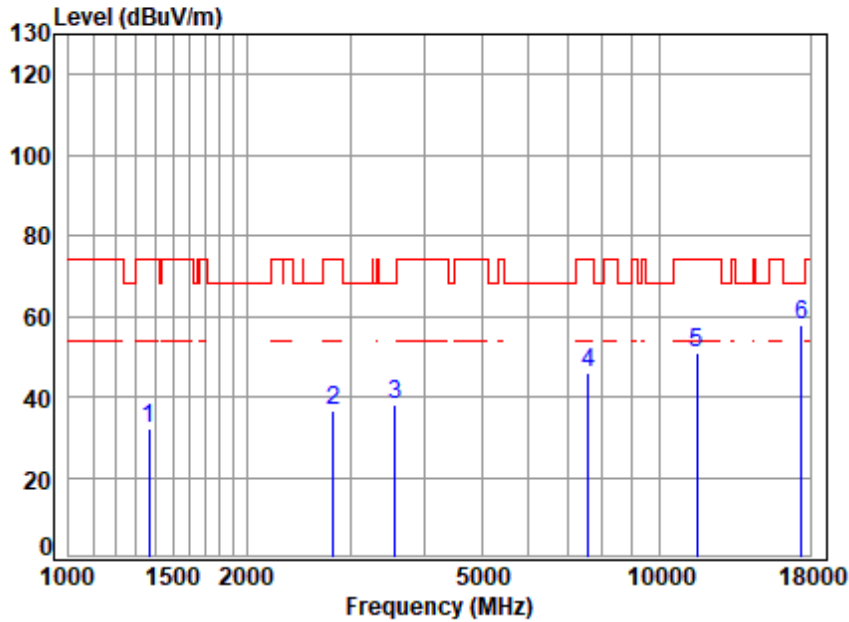


Site : chamber  
 Condition: 3m VERTICAL  
 Job No : 01105AT/01106AT  
 Mode : 5755 TX RSE  
 Note : 5G WIFI 11AX40

	Freq	Cable Loss	Ant Factor	Preamp Factor	Read Level	Limit Level	Over Limit	Remark
	MHz	dB	dB/m	dB	dBuV	dBuV/m	dBuV/m	dB
1	1762.112	3.56	26.85	38.89	42.44	33.96	68.20	-34.24 Peak
2	3577.463	5.71	31.86	39.99	41.42	39.00	68.20	-29.20 Peak
3	6954.852	8.31	35.71	40.63	42.80	46.19	68.20	-22.01 Peak
4	9838.312	10.49	37.28	36.66	38.69	49.80	68.20	-18.40 Peak
5	11510.000	11.59	38.00	37.17	38.25	50.67	74.00	-23.33 Peak
6	17265.000	14.18	43.37	39.38	38.75	56.92	68.20	-11.28 Peak



Test Mode: 33; Polarity: Horizontal; Modulation:802.11ax; Bandwidth:40MHz; Channel:High

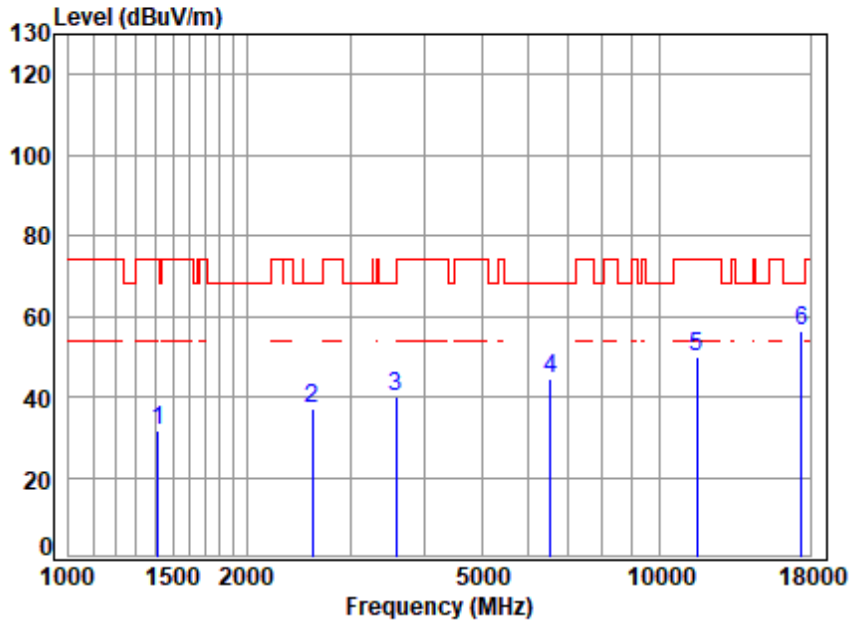


Site : chamber  
 Condition: 3m HORIZONTAL  
 Job No : 01105AT/01106AT  
 Mode : 5795 TX RSE  
 Note : 5G WIFI 11AX40

	Freq	Cable Loss	Ant Factor	Preamp Factor	Read Level	Limit Level	Over Limit	Remark
	MHz	dB	dB/m	dB	dBuV	dBuV/m	dBuV/m	dB
1	1366.374	3.06	24.93	38.67	42.67	31.99	74.00	-42.01 Peak
2	2806.288	4.65	29.53	39.42	41.58	36.34	74.00	-37.66 Peak
3	3567.138	5.69	31.83	39.98	40.38	37.92	68.20	-30.28 Peak
4	7584.833	8.86	36.10	40.24	41.01	45.73	74.00	-28.27 Peak
5	11590.000	11.64	38.00	37.21	38.29	50.72	74.00	-23.28 Peak
6	17385.000	14.20	43.49	39.35	39.69	58.03	68.20	-10.17 Peak



Test Mode: 33; Polarity: Vertical; Modulation:802.11ax; Bandwidth:40MHz; Channel:High

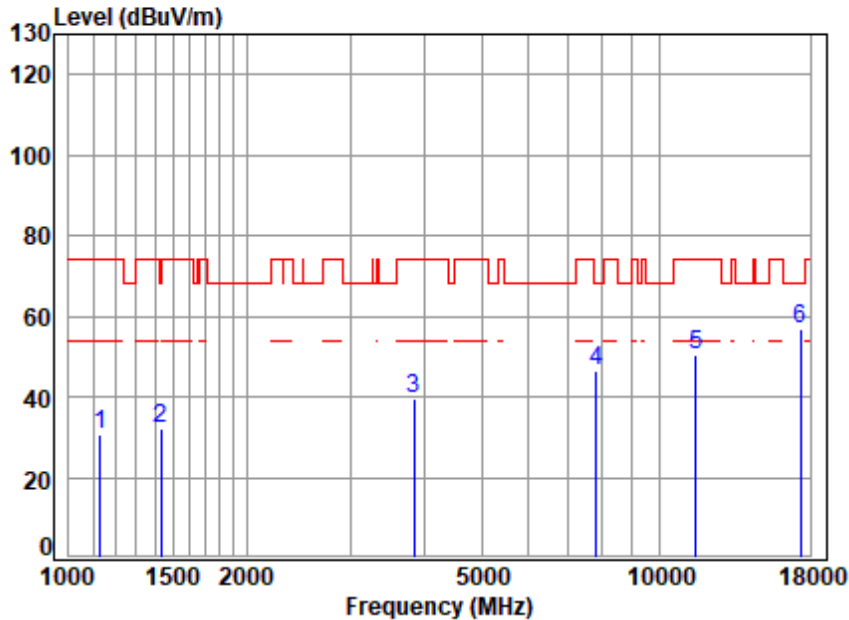


Site : chamber  
 Condition: 3m VERTICAL  
 Job No : 01105AT/01106AT  
 Mode : 5795 TX RSE  
 Note : 5G WIFI 11AX40

	Freq	Cable Loss	Ant Factor	Preamp Factor	Read Level	Limit Level	Over Limit	Remark
	MHz	dB	dB/m	dB	dBuV	dBuV/m	dBuV/m	dB
1	1418.692	3.13	25.08	38.70	42.28	31.79	74.00	-42.21 Peak
2	2588.122	4.45	29.58	39.32	42.16	36.87	68.20	-31.33 Peak
3	3587.818	5.72	31.88	40.00	42.45	40.05	68.20	-28.15 Peak
4	6545.263	8.25	35.59	40.95	41.78	44.67	68.20	-23.53 Peak
5	11590.000	11.64	38.00	37.21	37.46	49.89	74.00	-24.11 Peak
6	17385.000	14.20	43.49	39.35	38.03	56.37	68.20	-11.83 Peak



Test Mode: 33; Polarity: Horizontal; Modulation:802.11ax; Bandwidth:80MHz; Channel:Middle



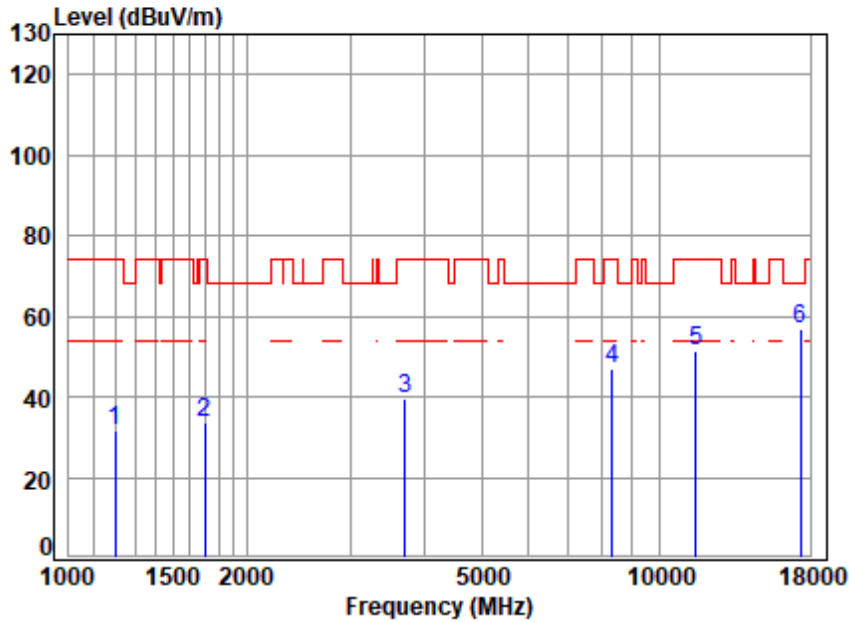
Site : chamber  
 Condition: 3m HORIZONTAL  
 Job No : 01105AT/01106AT  
 Mode : 5775 TX RSE  
 Note : 5G WIFI 11AX80

	Freq	Cable Loss	Ant Factor	Preamp Factor	Read Level	Limit Level	Over Limit	Remark
	MHz	dB	dB/m	dB	dBuV	dBuV/m	dBuV/m	dB
1	1132.340	2.69	24.13	38.51	42.34	30.65	74.00	-43.35 Peak
2	1435.189	3.15	25.14	38.71	42.66	32.24	74.00	-41.76 Peak
3	3845.537	6.08	32.71	40.19	40.81	39.41	74.00	-34.59 Peak
4	7807.262	9.06	36.20	40.11	41.36	46.51	68.20	-21.69 Peak
5	11550.000	11.61	38.00	37.19	38.18	50.60	74.00	-23.40 Peak
6	17325.000	14.19	43.43	39.36	38.77	57.03	68.20	-11.17 Peak





Test Mode: 33; Polarity: Vertical; Modulation:802.11ax; Bandwidth:80MHz; Channel:Middle



Site : chamber  
 Condition: 3m VERTICAL  
 Job No : 01105AT/01106AT  
 Mode : 5775 TX RSE  
 Note : 5G WIFI 11AX80

	Freq	Cable Loss	Ant Factor	Preamp Factor	Read Level	Limit Level	Over Limit	Remark
	MHz	dB	dB/m	dB	dBuV	dBuV/m	dBuV/m	dB
1	1199.726	2.80	24.40	38.56	43.19	31.83	74.00	-42.17 Peak
2	1702.042	3.49	26.80	38.86	42.32	33.75	74.00	-40.25 Peak
3	3703.723	5.89	32.31	40.09	41.32	39.43	74.00	-34.57 Peak
4	8319.836	9.52	36.40	39.37	40.16	46.71	74.00	-27.29 peak
5	11550.000	11.61	38.00	37.19	38.95	51.37	74.00	-22.63 Peak
6	17325.000	14.19	43.43	39.36	38.75	57.01	68.20	-11.19 Peak



### 8 Test Setup Photo

Refer to Setup Photo for SZCR2304001105AT

### 9 EUT Constructional Details (EUT Photos)

Refer to External and Internal Photos for SZCR2304001105AT

- End of the Report -

