


Appendix D

Photographs

1. SAR measurement System
2. Photographs of Tissue Simulate Liquid
3. Photographs of EUT test position
4. EUT Constructional Details





1. SAR measurement System



2. Photographs of Tissue Simulate Liquid

<p>Photo 1: Tissue Simulant Liquid for HBBL600-10000MHz</p>	<p>NA</p>
	<p>NA</p>

3. Photographs of EUT test position

<p>Photo 2: Back side(Ant0)</p>	<p>Photo 3: Left Side(Ant0)</p>
	
<p>Photo 4: Back side(Ant1)</p>	<p>Photo 5: Right side(Ant1)</p>
	

4. EUT Constructional Details

