

FCC CERTIFICATION
On Behalf of
China Industries Ltd T/A Wow! Stuff

Attacknid , Combat Creatures
Model No.: CC-1001
FCC ID: YCRCC-1001T

Prepared for : China Industries Ltd T/A Wow! Stuff
Address : Creative Industries Centre, Wolverhampton Science Park,
Wolverhampton, WV10 9TG, UK

Prepared by : ACCURATE TECHNOLOGY CO. LTD
Address : F1, Bldg. A, Changyuan New Material Port, Keyuan Rd.
Science & Industry Park, Nanshan, Shenzhen, Guangdong
P.R. China

Tel: (0755) 26503290
Fax: (0755) 26503396

Report Number : ATE20131441
Date of Test : Jul. 6-Jul. 27, 2013
Date of Report : Jul. 27, 2013

TABLE OF CONTENTS

Description	Page
Test Report Certification	
1. GENERAL INFORMATION	4
1.1. Description of Device (EUT).....	4
1.2. Description of Test Facility	4
1.3. Measurement Uncertainty	5
2. MEASURING DEVICE AND TEST EQUIPMENT	6
3. SUMMARY OF TEST RESULTS.....	7
4. FUNDAMENTAL AND HARMONICS RADIATED EMISSION FOR SECTION 15.249(A) 8	8
4.1. Block Diagram of Test Setup.....	8
4.2. The Emission Limit	9
4.3. Configuration of EUT on Measurement	9
4.4. Operating Condition of EUT	9
4.5. Test Procedure	10
4.6. The Field Strength of Radiation Emission Measurement Results	11
5. SPURIOUS RADIATED EMISSION FOR SECTION 15.249(D)	14
5.1. Block Diagram of Test Setup.....	14
5.2. The Emission Limit For Section 15.249(d)	15
5.3. EUT Configuration on Measurement	15
5.4. Operating Condition of EUT	15
5.5. Test Procedure	16
5.6. The Emission Measurement Result	17
6. BAND EDGES	20
6.1. The Requirement	20
6.2. EUT Configuration on Measurement	20
6.3. Operating Condition of EUT	20
6.4. Test Procedure	20
6.5. The Measurement Result	21
7. ANTENNA REQUIREMENT.....	23
7.1. The Requirement	23
7.2. Antenna Construction	23
 APPENDIX I (TEST CURVES)	

Test Report Certification

Applicant : China Industries Ltd T/A Wow! Stuff
Manufacturer : Hui Xing Cheng(Shenzhen) Technology Company Limited.
EUT Description : Attacknid, Combat Creatures
(A) MODEL NO.: CC-1001
(B) Trade Name.: Wow Stuff
(C) POWER SUPPLY: 3V DC (“AAA” batteries 2×)

Measurement Procedure Used:

FCC Rules and Regulations Part 15 Subpart C Section 15.249
ANSI C63.4: 2009

The device described above is tested by ACCURATE TECHNOLOGY CO. LTD to determine the maximum emission levels emanating from the device. The maximum emission levels are compared to the FCC Part 15 Subpart C Section 15.249 limits. The measurement results are contained in this test report and ACCURATE TECHNOLOGY CO. LTD is assumed full responsibility for the accuracy and completeness of these measurements. Also, this report shows that the Equipment Under Test (EUT) is to be technically compliant with the FCC requirements.

This report applies to above tested sample only. This report shall not be reproduced in part without written approval of ACCURATE TECHNOLOGY CO. LTD.

Date of Test :

Jul 6-27, 2013

Prepared by :

Tim Zhang

(Tim.zhang, Engineer)

Approved & Authorized Signer :

Sean

(Sean, Manager)

1. GENERAL INFORMATION

1.1. Description of Device (EUT)

EUT	:	Attacknid, Combat Creatures
Model Number	:	CC-1001
Power Supply	:	3V DC (“AAA” batteries 2×)
Operate Frequency	:	2433-2481MHz
Applicant	:	China Industries Ltd A/T Wow! Stuff
Address	:	Creative Industries Centre, Wolverhampton Science Park, Wolverhampton, WV10 9TG, UK.
Manufacturer	:	Hui Xing Cheng (Shenzhen) Technology Company Limited.
Address	:	Block 83 rd, NianTian YangGang Industry Road, NianTian, FuYong, BaoAn, Shenzhen, China
Date of sample received	:	Jul.6, 2013
Date of Test	:	Jul.6-Jul.27, 2013

1.2. Description of Test Facility

EMC Lab	:	Accredited by TUV Rheinland Shenzhen
		Listed by FCC
		The Registration Number is 752051
		Listed by Industry Canada
		The Registration Number is 5077A-2
		Accredited by China National Accreditation Committee for Laboratories
		The Certificate Registration Number is L3193
Name of Firm	:	ACCURATE TECHNOLOGY CO. LTD
Site Location	:	F1, Bldg. A, Changyuan New Material Port, Keyuan Rd. Science & Industry Park, Nanshan, Shenzhen, Guangdong P.R. China

1.3.Measurement Uncertainty

Conducted Emission Expanded Uncertainty = 2.23dB, k=2

Radiated emission expanded uncertainty = 3.08dB, k=2
(9kHz-30MHz)

Radiated emission expanded uncertainty = 4.42dB, k=2
(30MHz-1000MHz)

Radiated emission expanded uncertainty = 4.06dB, k=2
(Above 1GHz)

2. MEASURING DEVICE AND TEST EQUIPMENT

Table 1: List of Test and Measurement Equipment

Kind of equipment	Manufacturer	Type	S/N	Calibrated date	Calibrated until
EMI Test Receiver	Rohde&Schwarz	ESCS30	100307	Jan. 7, 2013	Jan. 7, 2014
EMI Test Receiver	Rohde&Schwarz	ESPI3	101526/003	Jan. 7, 2013	Jan. 7, 2014
Spectrum Analyzer	Agilent	E7405A	MY45115511	Jan. 7, 2013	Jan. 7, 2014
Pre-Amplifier	Rohde&Schwarz	CBLU118354 0-01	3791	Jan. 7, 2013	Jan. 7, 2014
Loop Antenna	Schwarzbeck	FMZB1516	1516131	Jan. 7, 2013	Jan. 7, 2014
Bilog Antenna	Schwarzbeck	VULB9163	9163-323	Jan. 7, 2013	Jan. 7, 2014
Horn Antenna	Schwarzbeck	BBHA9120D	9120D-655	Jan. 7, 2013	Jan. 7, 2014
Horn Antenna	Schwarzbeck	BBHA9170	9170-359	Jan. 7, 2013	Jan. 7, 2014
LISN	Rohde&Schwarz	ESH3-Z5	100305	Jan. 7, 2013	Jan. 7, 2014
LISN	Schwarzbeck	NSLK8126	8126431	Jan. 7, 2013	Jan. 7, 2014

3. SUMMARY OF TEST RESULTS

FCC Rules	Description of Test	Result
Section 15.207	Conducted Emission	N/A
Section 15.249(a)	Fundamental and Harmonics Radiated Emission	Compliant
Section 15.249(d)	Spurious Radiated Emission	Compliant
Section 15.249(d)	Band Edge	Compliant
Section 15.203	Antenna Requirement	Compliant

Remark: "N/A" means "Not applicable".

4. FUNDAMENTAL AND HARMONICS RADIATED EMISSION FOR SECTION 15.249(A)

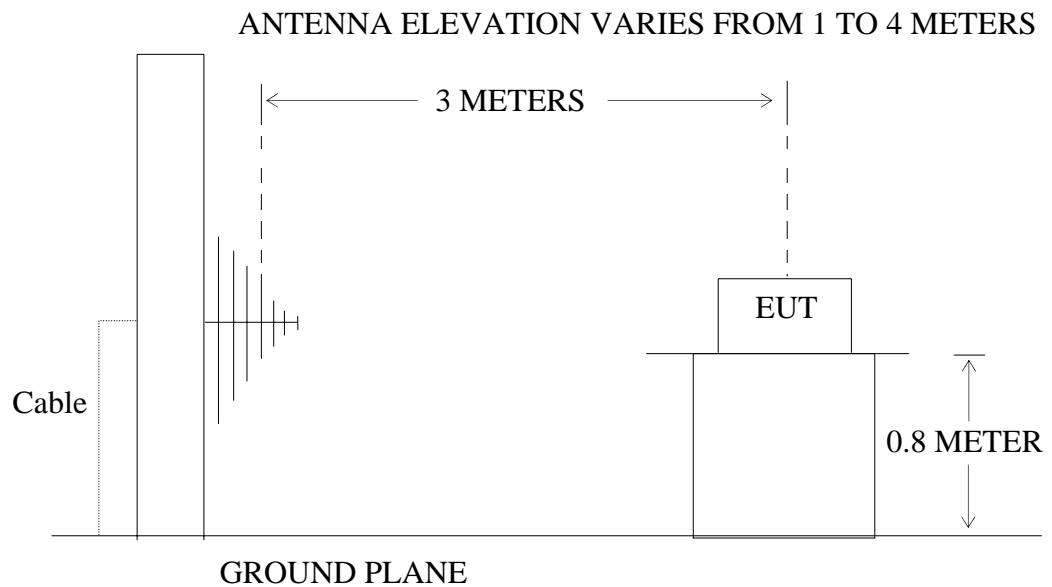
4.1. Block Diagram of Test Setup

4.1.1. Block diagram of connection between the EUT and simulators



(EUT: Attacknid, Combat Creatures)

4.1.2. Semi-Anechoic Chamber Test Setup Diagram



(EUT: Attacknid, Combat Creatures)

4.2.The Emission Limit

4.2.1.For intentional radiators, According to section 15.249(a), Operation within the frequency band of 2.4 to 2.4835GHz, The fundamental field strength shall not exceed 94 dB μ V/m and the harmonics shall not exceed 54 dB μ V/m.

Fundamental Frequency	Field Strength of Fundamental (millivolts/meter)	Field Strength of harmonics (microvolts/meter)
902-928MHz	50	500
2400-2483.5MHz	50	500
5725-5875MHz	50	500
24.0-24.25GHz	250	2500

4.2.2.According to section 15.249(e), as shown in section 15.35(b), the peak field strength of any emission shall not exceed the maximum permitted average limits specified above by more than 20 dB under any condition of modulation.

4.3.Configuration of EUT on Measurement

The following equipment are installed on Radiated Emission Measurement to meet the commission requirements and operating regulations in a manner which tends to maximize its emission characteristics in normal application.

4.3.1. Attacknid, Combat Creatures(EUT)

Model Number : CC-1001
Serial Number : N/A
Manufacturer : Hui Xing Cheng(Shenzhen) Technology Company Limited.

4.4.Operating Condition of EUT

4.4.1.Setup the EUT and simulator as shown as Section 4.1.

4.4.2.Turn on the power of all equipment.

4.4.3. Let the EUT work in TX modes measure it.. We are select 2433 MHz, 2451MHz and 2481MHz TX frequency to transmit.

4.5. Test Procedure

The EUT and its simulators are placed on a turntable, which is 0.8 meter high above ground. The turntable can rotate 360 degrees to determine the position of the maximum emission level. EUT is set 3.0 meters away from the receiving antenna, which is mounted on an antenna tower. The antenna can be moved up and down between 1.0 meter and 4 meters to find out the maximum emission level. Broadband antenna (calibrated bilog antenna) is used as receiving antenna. Both horizontal and vertical polarizations of the antenna are set on measurement. In order to find the maximum emission levels, all of the interface cables must be manipulated according to ANSI C63.4: 2003 on radiated emission measurement. The EUT was tested in 3 orthogonal planes.

The bandwidth of test receiver is set at 1000 kHz.

4.6.The Field Strength of Radiation Emission Measurement Results

PASS.

Date of Test:	Jul 20, 2013	Temperature:	25°C
EUT:	Attacknid, Combat Creatures	Humidity:	50%
Model No.:	CC-1001	Power Supply:	3V DC (“AAA” batteries 2×)
Test Mode:	TX 2433MHz	Test Engineer:	Tim

Fundamental Radiated Emissions

Frequency (MHz)	Reading(dBμV/m)		Factor(dB) Corr.	Result(dBμV/m)		Limit(dBμV/m)		Margin(dB)		Polarization
	AV	PEAK		AV	PEAK	AV	PEAK	AV	PEAK	
2433.000	75.02	78.87	-7.44	67.58	71.43	94	114	-26.42	-42.57	Vertical
2433.000	58.37	82.38	-7.37	51.00	75.01	94	114	-23.00	-38.99	Horizontal

Harmonics and spurious Radiated Emissions

Frequency (MHz)	Reading(dBμV/m)		Factor(dB) Corr.	Result(dBμV/m)		Limit(dBμV/m)		Margin(dB)		Polarization
	AV	PEAK		AV	PEAK	AV	PEAK	AV	PEAK	
4866.000	37.17	45.32	-0.39	36.78	44.93	54	74	-17.22	-29.07	Vertical
4866.000	46.76	53.71	-0.31	46.45	53.40	54	74	-7.55	-20.60	Horizontal

Note:

1. Emissions attenuated more than 20 dB below the permissible value are not reported.
2. The field strength is calculated by adding the antenna factor, high pass filter loss(if used) and cable loss, and subtracting the amplifier gain(if any)from the measured reading. The basic equation calculation is as follows:

$$\text{Result} = \text{Reading} + \text{Corrected Factor}$$

$$\text{Where Corrected Factor} = \text{Antenna Factor} + \text{Cable Loss} + \text{High Pass Filter Loss} - \text{Amplifier Gain}$$

3. The spectral diagrams in appendix I display the measurement of peak values.

Date of Test:	Jul 20, 2013	Temperature:	25°C
EUT:	Attacnid, Combat Creatures	Humidity:	50%
Model No.:	CC-1001	Power Supply:	3V DC (“AAA” batteries 2 ×)
Test Mode:	TX 2451MHz	Test Engineer:	Tim

Fundamental Radiated Emissions

Frequency (MHz)	Reading(dBμV/m)		Factor(dB) Corr.	Result(dBμV/m)		Limit(dBμV/m)		Margin(dB)		Polarization
	AV	PEAK		AV	PEAK	AV	PEAK	AV	PEAK	
2451.00	87.58	93.83	-7.33	80.25	86.50	94	114	-13.75	-27.50	Horizon
2451.00	78.58	84.24	-7.33	71.25	76.91	94	114	-22.75	-37.09	Vertical

Harmonics and Spurious Radiated Emissions

Frequency (MHz)	Reading(dBμV/m)		Factor(dB) Corr.	Result(dBμV/m)		Limit(dBμV/m)		Margin(dB)		Polarization
	AV	PEAK		AV	PEAK	AV	PEAK	AV	PEAK	
5285.395	47.57	52.93	0.97	48.54	53.90	54	74	-5.46	-20.10	Vertical
4902.000	45.40	51.50	0.57	45.97	52.07	54	74	-8.03	-21.93	Horizontal

Note:

1. Emissions attenuated more than 20 dB below the permissible value are not reported.
2. The field strength is calculated by adding the antenna factor, high pass filter loss(if used) and cable loss, and subtracting the amplifier gain(if any)from the measured reading. The basic equation calculation is as follows:

$$\text{Result} = \text{Reading} + \text{Corrected Factor}$$

$$\text{Where Corrected Factor} = \text{Antenna Factor} + \text{Cable Loss} + \text{High Pass Filter Loss} - \text{Amplifier Gain}$$

3. The spectral diagrams in appendix I display the measurement of peak values.

Date of Test:	Jul 20, 2013	Temperature:	25°C
EUT:	Attacnid, Combat Creatures	Humidity:	50%
Model No.:	CC-1001	Power Supply:	3V DC (“AAA” batteries 2×)
Test Mode:	TX 2481MHz	Test Engineer:	Tim

Fundamental Radiated Emissions

Frequency (MHz)	Reading(dBμV/m)		Factor(dB) Corr.	Result(dBμV/m)		Limit(dBμV/m)		Margin(dB)		Polarization
	AV	PEAK		AV	PEAK	AV	PEAK	AV	PEAK	
2481.00	83.24	90.13	-7.38	75.86	82.75	94	114	-18.14	-31.25	Horizon
2481.00	53.64	85.63	-7.38	46.26	78.25	94	114	-47.74	-35.75	Vertical

Harmonics and Spurious Radiated Emissions

Frequency (MHz)	Reading(dBμV/m)		Factor(dB) Corr.	Result(dBμV/m)		Limit(dBμV/m)		Margin(dB)		Polarization
	AV	PEAK		AV	PEAK	AV	PEAK	AV	PEAK	
4962.00	32.76	39.02	0.00	32.76	39.02	54	74	-21.24	-34.98	Vertical
4962.00	37.98	44.52	0.00	37.98	44.52	54	74	-16.02	-29.48	Horizontal
7898.164	25.16	31.15	6.29	31.45	37.44	54	74	-22.55	-36.56	Vertical

Note:

1. Emissions attenuated more than 20 dB below the permissible value are not reported.
2. The field strength is calculated by adding the antenna factor, high pass filter loss(if used) and cable loss, and subtracting the amplifier gain(if any)from the measured reading. The basic equation calculation is as follows:

$$\text{Result} = \text{Reading} + \text{Corrected Factor}$$

$$\text{Where Corrected Factor} = \text{Antenna Factor} + \text{Cable Loss} + \text{High Pass Filter Loss} - \text{Amplifier Gain}$$

3. The spectral diagrams in appendix I display the measurement of peak values.

5. SPURIOUS RADIATED EMISSION FOR SECTION 15.249(D)

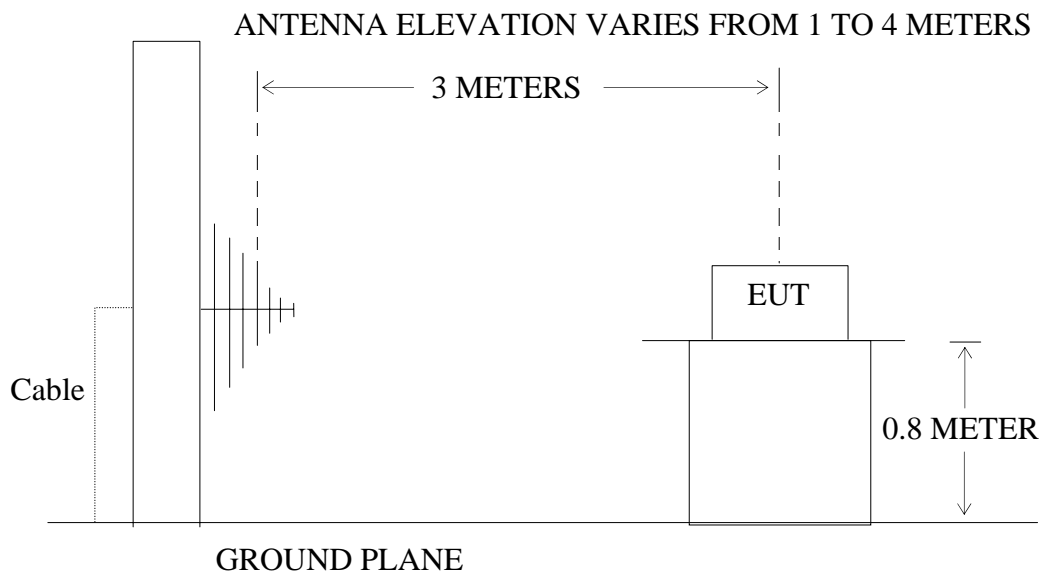
5.1. Block Diagram of Test Setup

5.1.1. Block diagram of connection between the EUT and simulators



(EUT: Attacknid, Combat Creatures)

5.1.2. Semi-Anechoic Chamber Test Setup Diagram



(EUT: Attacknid, Combat Creatures)

5.2.The Emission Limit For Section 15.249(d)

5.2.1.Emission radiated outside of the specified frequency bands, except for harmonics, shall be comply with the general radiated emission limits in Section 15.209.

Radiation Emission Measurement Limits According to Section 15.209

Frequency (MHz)	Limit		The final measurement in band 9-90kHz, 110-490kHz and above 1000MHz is performed with Average detector. Except those frequency bands mention above, the final measurement for frequencies below 1000MHz is performed with Quasi Peak detector.
	Field Strength of Quasi-peak Value (microvolts/m)	Field Strength of Quasi-peak Value (dBμV/m)	
30 - 88	100	40	
88 - 216	150	43.5	
216 - 960	200	46	
Above 960	500	54	

5.3.EUT Configuration on Measurement

The following equipment are installed on the emission Measurement to meet the commission requirements and operating regulations in a manner which tends to maximize its emission characteristics in normal application.

5.3.1. Attacknid, Combat Creatures (EUT)

Model Number : CC-1001
Serial Number : N/A
Manufacturer : Hui Xing Cheng(Shenzhen) Technology Company Limited.

5.4.Operating Condition of EUT

5.4.1.Setup the EUT and simulator as shown as Section 5.1.

5.4.2.Turn on the power of all equipment.

5.4.3. Let the EUT work in TX modes measure it. The transmit frequency are 2433-2481MHz. We are select2433MHz, 2451MHz,2481MHz TX frequency to transmit.

5.5. Test Procedure

The EUT and its simulators are placed on a turntable, which is 0.8 meter high above ground. The turntable can rotate 360 degrees to determine the position of the maximum emission level. EUT is set 3.0 meters away from the receiving antenna, which is mounted on an antenna tower. The antenna can be moved up and down between 1.0 meter and 4 meters to find out the maximum emission level. Broadband antenna (calibrated bilog antenna) is used as receiving antenna. Both horizontal and vertical polarizations of the antenna are set on measurement. In order to find the maximum emission levels, all of the interface cables must be manipulated according to ANSI C63.4: 2003 on radiated emission measurement. The EUT was tested in 3 orthogonal planes.

The bandwidth of test receiver is set at 100 kHz in 30-1000MHz. and set at 1MHz in above 1000MHz.

The frequency range from 30MHz to 25000MHz is checked.

The final measurement in band 9-90 kHz, 110-490 kHz and above 1000MHz is performed with Average detector. Except those frequency bands mention above, the final measurement for frequencies below 1000MHz is performed with Quasi Peak detector.

5.6.The Emission Measurement Result

PASS.

Date of Test:	Jul 20, 2013	Temperature:	25°C
EUT:	Attacknid, Combat Creatures	Humidity:	50%
Model No.:	CC-1001	Power Supply:	3V DC (“AAA” batteries 2×)
Test Mode:	TX 2433MHz	Test Engineer:	Ricky

Frequency (MHz)	Reading (dBμV/m)	Factor(dB) Corr.	Result (dBμV/m)	Limit (dBμV/m)	Margin (dB)	Polarization
	QP		QP	QP	QP	
-	-	-	-	-	-	Vertical
-	-	-	-	-	-	Horizontal

Note:

1. Emissions attenuated more than 20 dB below the permissible value are not reported.
2. The field strength is calculated by adding the antenna factor, high pass filter loss(if used) and cable loss, and subtracting the amplifier gain(if any)from the measured reading. The basic equation calculation is as follows:

$$\text{Result} = \text{Reading} + \text{Corrected Factor}$$

$$\text{Where Corrected Factor} = \text{Antenna Factor} + \text{Cable Loss} + \text{High Pass Filter Loss} - \text{Amplifier Gain}$$

3. The spectral diagrams in appendix I display the measurement of peak values.

Date of Test:	Jul 20, 2013	Temperature:	25°C
EUT:	Attacknid, Combat Creatures	Humidity:	50%
Model No.:	CC-1001	Power Supply:	3V DC (“AAA” batteries 2×)
Test Mode:	TX 2451MHz	Test Engineer:	Ricky

Frequency (MHz)	Reading (dBμV/m)	Factor(dB) Corr.	Result (dBμV/m)	Limit (dBμV/m)	Margin (dB)	Polarization
	QP		QP	QP	QP	
-	-	-	-	-	-	Vertical
-	-	-	-	-	-	Horizontal

Note:

1. Emissions attenuated more than 20 dB below the permissible value are not reported.
2. The field strength is calculated by adding the antenna factor, high pass filter loss(if used) and cable loss, and subtracting the amplifier gain(if any)from the measured reading. The basic equation calculation is as follows:

$$\text{Result} = \text{Reading} + \text{Corrected Factor}$$

$$\text{Where Corrected Factor} = \text{Antenna Factor} + \text{Cable Loss} + \text{High Pass Filter Loss} - \text{Amplifier Gain}$$

3. The spectral diagrams in appendix I display the measurement of peak values.

Date of Test:	<u>Jul 20, 2013</u>	Temperature:	<u>25°C</u>
EUT:	<u>Attacknid, Combat Creatures</u>	Humidity:	<u>50%</u>
Model No.:	<u>CC-1001</u>	Power Supply:	<u>3V DC (“AAA” batteries 2×)</u>
Test Mode:	<u>TX 2481MHz</u>	Test Engineer:	<u>Ricky</u>

Frequency (MHz)	Reading (dBμV/m)	Factor(dB) Corr.	Result (dBμV/m)	Limit (dBμV/m)	Margin (dB)	Polarization
	QP		QP	QP	QP	
-	-	-	-	-	-	Vertical
-	-	-	-	-	-	Horizontal

Note:

1. Emissions attenuated more than 20 dB below the permissible value are not reported.
2. The field strength is calculated by adding the antenna factor, high pass filter loss(if used) and cable loss, and subtracting the amplifier gain(if any)from the measured reading. The basic equation calculation is as follows:

$$\text{Result} = \text{Reading} + \text{Corrected Factor}$$

$$\text{Where Corrected Factor} = \text{Antenna Factor} + \text{Cable Loss} + \text{High Pass Filter Loss} - \text{Amplifier Gain}$$

3. The spectral diagrams in appendix I display the measurement of peak values.

6. BAND EDGES

6.1.The Requirement

- 6.1.1. Band Edge from 2400MHz to 2483.5MHz. Emission radiated outside of the specified frequency bands, except for harmonics, shall be attenuated by at least 50 dB below the level of the fundamental or to the general radiated emission limits in Section 15.209, whichever is the lesser attenuation.

6.2.EUT Configuration on Measurement

The following equipment are installed on the emission Measurement to meet the commission requirements and operating regulations in a manner which tends to maximize its emission characteristics in normal application.

6.2.1. Attacknid, Combat Creatures (EUT)

Model Number : CC-1001
Serial Number : N/A
Manufacturer : Hui Xing Cheng(Shenzhen) Technology Company Limited.

6.3.Operating Condition of EUT

6.3.1.Setup the EUT and simulator as shown as Section 4.1.

6.3.2.Turn on the power of all equipment.

6.3.3. Let the EUT work in TX modes measure it. The transmit frequency are 2433-2481MHz. We are select 2433MHz and 2481MHz TX frequency to transmit.

6.4.Test Procedure

1. The EUT is placed on a turntable, which is 0.8m above the ground plane and worked at highest radiated power.
2. The turntable was rotated for 360 degrees to determine the position of maximum emission level.
3. EUT is set 3m away from the receiving antenna, which is varied from 1m to 4m to find out the highest emission.
4. Set the spectrum analyzer in the following setting in order to capture the lower and upper band-edges of the emission:

6.5.The Measurement Result

Pass.

Date of Test:	Jul 20, 2013	Temperature:	25°C
EUT:	Attacknid, Combat Creatures	Humidity:	50%
Model No.:	CC-1001	Power Supply:	3V DC (“AAA” batteries 2×)
Test Mode:	TX 2433MHz(Non-hopping)	Test Engineer:	Ricky

Frequency (MHz)	Reading(dBμV/m)		Factor(dB) Corr.	Result(dBμV/m)		Limit(dBμV/m)		Margin(dB)		Polarization
	AV	PEAK		AV	PEAK	AV	PEAK	AV	PEAK	
-	-	-	-	-	-	-	-	-	-	Vertical
-	-	-	-	-	-	-	-	-	-	Horizontal

Date of Test:	Jul 20, 2013	Temperature:	25°C
EUT:	Attacknid, Combat Creatures	Humidity:	50%
Model No.:	CC-1001	Power Supply:	3V DC (“AAA” batteries 2×)
Test Mode:	TX (hopping)	Test Engineer:	Ricky

Frequency (MHz)	Reading(dBμV/m)		Factor(dB) Corr.	Result(dBμV/m)		Limit(dBμV/m)		Margin(dB)		Polarization
	AV	PEAK		AV	PEAK	AV	PEAK	AV	PEAK	
-	-	-	-	-	-	-	-	-	-	Vertical
-	-	-	-	-	-	-	-	-	-	Horizontal

Note:

1. Emissions attenuated more than 20 dB below the permissible value are not reported.
2. The field strength is calculated by adding the antenna factor, high pass filter loss(if used) and cable loss, and subtracting the amplifier gain(if any)from the measured reading. The basic equation calculation is as follows:

$$\text{Result} = \text{Reading} + \text{Corrected Factor}$$

$$\text{Where Corrected Factor} = \text{Antenna Factor} + \text{Cable Loss} + \text{High Pass Filter Loss} - \text{Amplifier Gain}$$

3. The spectral diagrams in appendix I display the measurement of QP (up to 1G) and peak (above 1G) values.

Date of Test:	Jul 20, 2013	Temperature:	25°C
EUT:	Attacknid, Combat Creatures	Humidity:	50%
Model No.:	CC-1001	Power Supply:	3V DC ("AAA" batteries 2×)
Test Mode:	TX 2481MHz(Non-hopping)	Test Engineer:	Ricky

Frequency (MHz)	Reading(dBμV/m)		Factor(dB) Corr.	Result(dBμV/m)		Limit(dBμV/m)		Margin(dB)		Polarization
	AV	PEAK		AV	PEAK	AV	PEAK	AV	PEAK	
-	-	-	-	-	-	-	-	-	-	Vertical
-	-	-	-	-	-	-	-	-	-	Horizontal

Date of Test:	Jul 20, 2013	Temperature:	25°C
EUT:	Attacknid, Combat Creatures	Humidity:	50%
Model No.:	CC-1001	Power Supply:	3V DC ("AAA" batteries 2×)
Test Mode:	TX (hopping)	Test Engineer:	Ricky

Frequency (MHz)	Reading(dBμV/m)		Factor(dB) Corr.	Result(dBμV/m)		Limit(dBμV/m)		Margin(dB)		Polarization
	AV	PEAK		AV	PEAK	AV	PEAK	AV	PEAK	
-	-	-	-	-	-	-	-	-	-	Vertical
-	-	-	-	-	-	-	-	-	-	Horizontal

Note:

1. Emissions attenuated more than 20 dB below the permissible value are not reported.
2. The field strength is calculated by adding the antenna factor, high pass filter loss(if used) and cable loss, and subtracting the amplifier gain(if any)from the measured reading. The basic equation calculation is as follows:

$$\text{Result} = \text{Reading} + \text{Corrected Factor}$$

$$\text{Where Corrected Factor} = \text{Antenna Factor} + \text{Cable Loss} + \text{High Pass Filter Loss} - \text{Amplifier Gain}$$

3. The spectral diagrams in appendix I display the measurement of QP (up to 1G) and peak (above 1G) values.


7. ANTENNA REQUIREMENT

7.1.The Requirement

7.1.1. According to Section 15.203, an intentional radiator shall be designed to ensure that no antenna other than that furnished by the responsible party shall be used with the device.

7.2. Antenna Construction

Antenna



APPENDIX I (Test Curves)

2433MHz Transmitting Up to 1G:



ACCURATE TECHNOLOGY CO., LTD.

F1,Bldg,A,Changyuan New Material Port Keyuan Rd,
Science & Industry Park,Nanshan Shenzhen,P.R.China

Site: 966 chamber

Tel:+86-0755-26503290

Fax:+86-0755-26503396

Job No.: DAZA #255

Standard: FCC Class B 3M Radiated

Test item: Radiation Test

Temp.(C)/Hum.(%) 24 C / 48 %

EUT: Attacknid, Combat Creatures

Mode: Transmitting 2433MHz

Model: CC-1001

Manufacturer: Wey Hing Plastics Factory

Polarization: Horizontal

Power Source: DC 3V

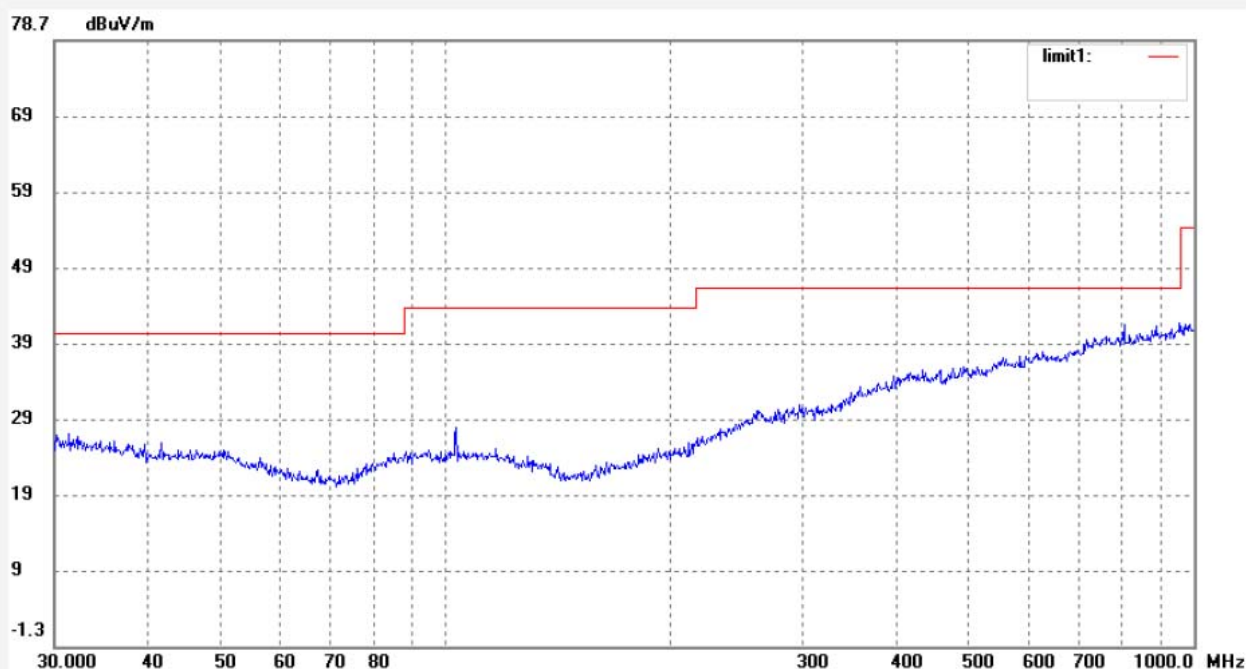
Date: 2013/07/20

Time: 6:40:24

Engineer Signature: Ricky

Distance: 3m

Note:



No.	Freq. (MHz)	Reading (dBuV/m)	Factor (dB)	Result (dBuV/m)	Limit (dBuV/m)	Margin (dB)	Detector	Height (cm)	Degree (deg.)	Remark
-----	----------------	---------------------	----------------	--------------------	-------------------	----------------	----------	----------------	------------------	--------

2433MHz Transmitting Up to 1G:



ACCURATE TECHNOLOGY CO., LTD.

F1,Bldg,A,Changyuan New Material Port Keyuan Rd,
Science & Industry Park,Nanshan Shenzhen,P.R.China

Site: 966 chamber

Tel:+86-0755-26503290

Fax:+86-0755-26503396

Job No.: DAZA #256

Standard: FCC Radiated 15.209

Test item: Radiation Test

Temp.(C)/Hum.(%) 24 C / 48 %

EUT: Attacknid, Combat Creatures

Mode: Transmitting 2433MHz

Model: CC-1001

Manufacturer: Hui Xing Cheng(Shenzhen) Technology Company Limited.

Polarization: Vertical

Power Source: DC 3V

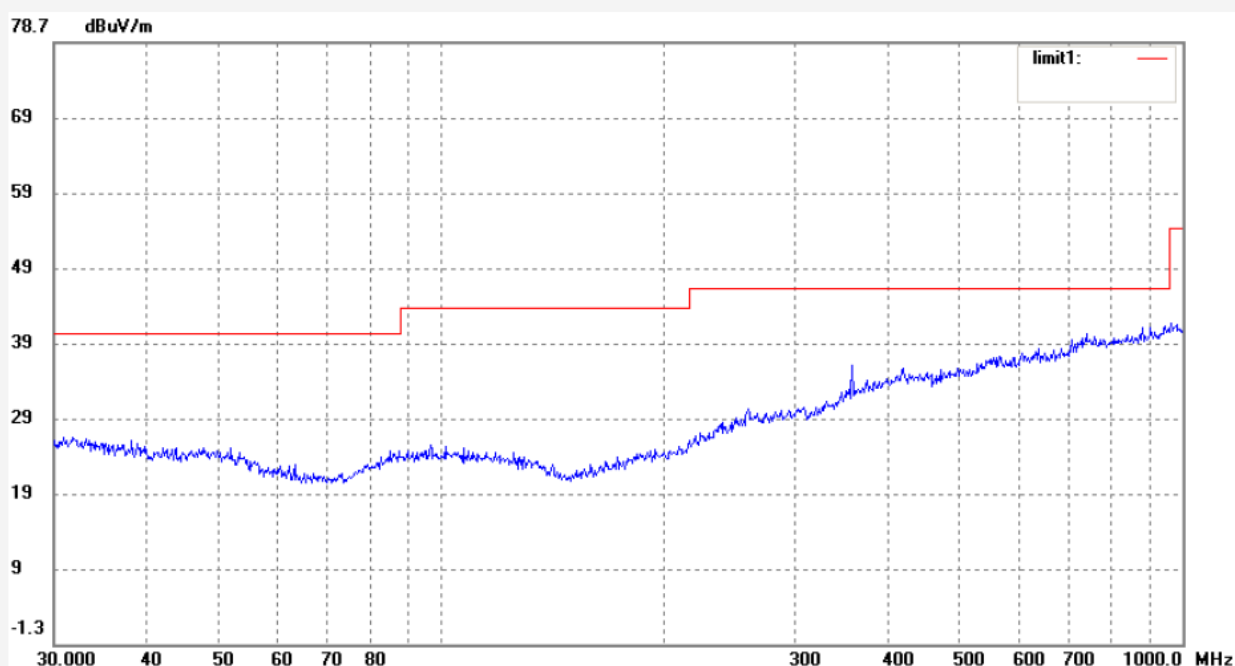
Date: 2013/07/20

Time: 6:43:37

Engineer Signature: Ricky

Distance: 3m

Note:



No.	Freq. (MHz)	Reading (dBuV/m)	Factor (dB)	Result (dBuV/m)	Limit (dBuV/m)	Margin (dB)	Detector	Height (cm)	Degree (deg.)	Remark
-----	----------------	---------------------	----------------	--------------------	-------------------	----------------	----------	----------------	------------------	--------

2451MHz Transmitting Up to 1G:



ACCURATE TECHNOLOGY CO., LTD.

F1,Bldg,A,Changyuan New Material Port Keyuan Rd,
Science & Industry Park,Nanshan Shenzhen,P.R.China

Site: 966 chamber

Tel:+86-0755-26503290

Fax:+86-0755-26503396

Job No.: DAZA #263

Standard: FCC Class B 3M Radiated

Test item: Radiation Test

Temp.(C)/Hum.(%) 24 C / 48 %

EUT: Attacknid, Combat Creatures

Mode: Transmitting 2451MHz

Model: CC-1001

Manufacturer: Hui Xing Cheng(Shenzhen) Technology Company Limited.

Polarization: Horizontal

Power Source: DC 3V

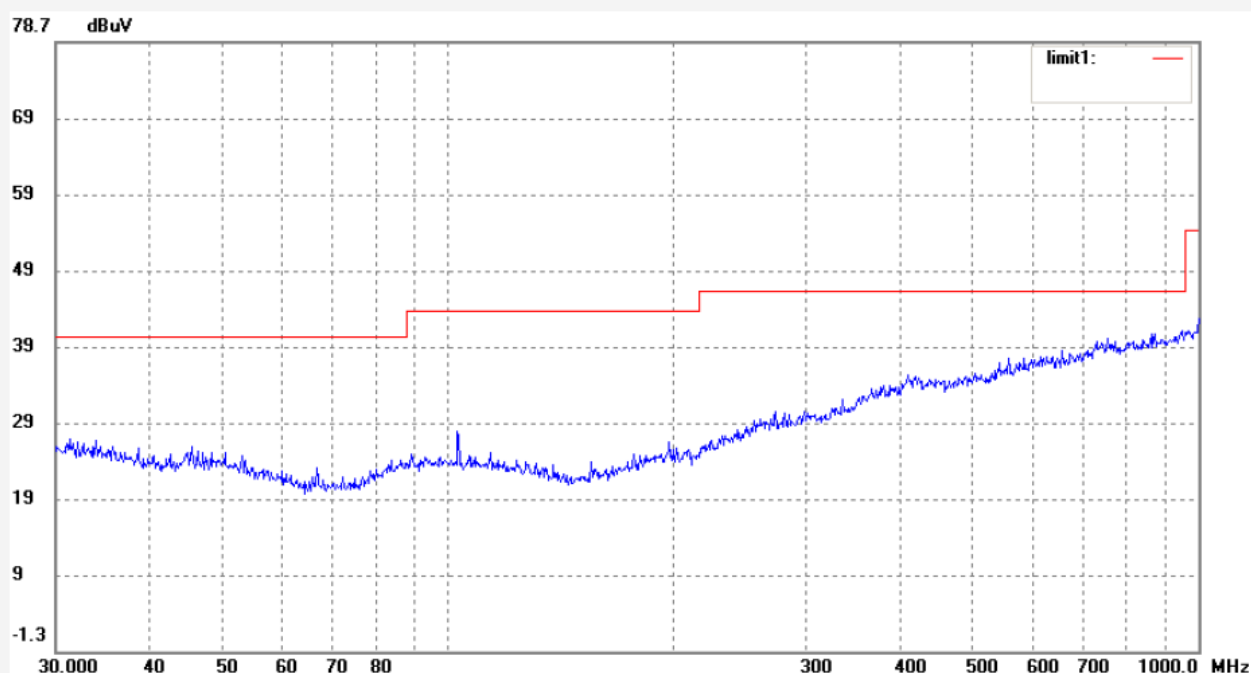
Date: 2013/07/20

Time: 7:42:00

Engineer Signature: Ricky

Distance: 3m

Note:



No.	Freq. (MHz)	Reading (dBuV)	Factor (dB)	Result (dBuV)	Limit (dBuV)	Margin (dB)	Detector	Height (cm)	Degree (deg.)	Remark
-----	----------------	-------------------	----------------	------------------	-----------------	----------------	----------	----------------	------------------	--------

2451MHz Transmitting Up to 1G:



ACCURATE TECHNOLOGY CO., LTD.

F1,Bldg,A,Changyuan New Material Port Keyuan Rd,
Science & Industry Park,Nanshan Shenzhen,P.R.China

Site: 966 chamber

Tel:+86-0755-26503290

Fax:+86-0755-26503396

Job No.: DAZA #264

Standard: FCC Class B 3M Radiated

Test item: Radiation Test

Temp.(C)/Hum.(%) 24 C / 48 %

EUT: Attacknid, Combat Creatures

Mode: Transmitting 2451MHz

Model: CC-1001

Manufacturer: Hui Xing Cheng(Shenzhen) Technology Company Limited.

Polarization: Vertical

Power Source: DC 3V

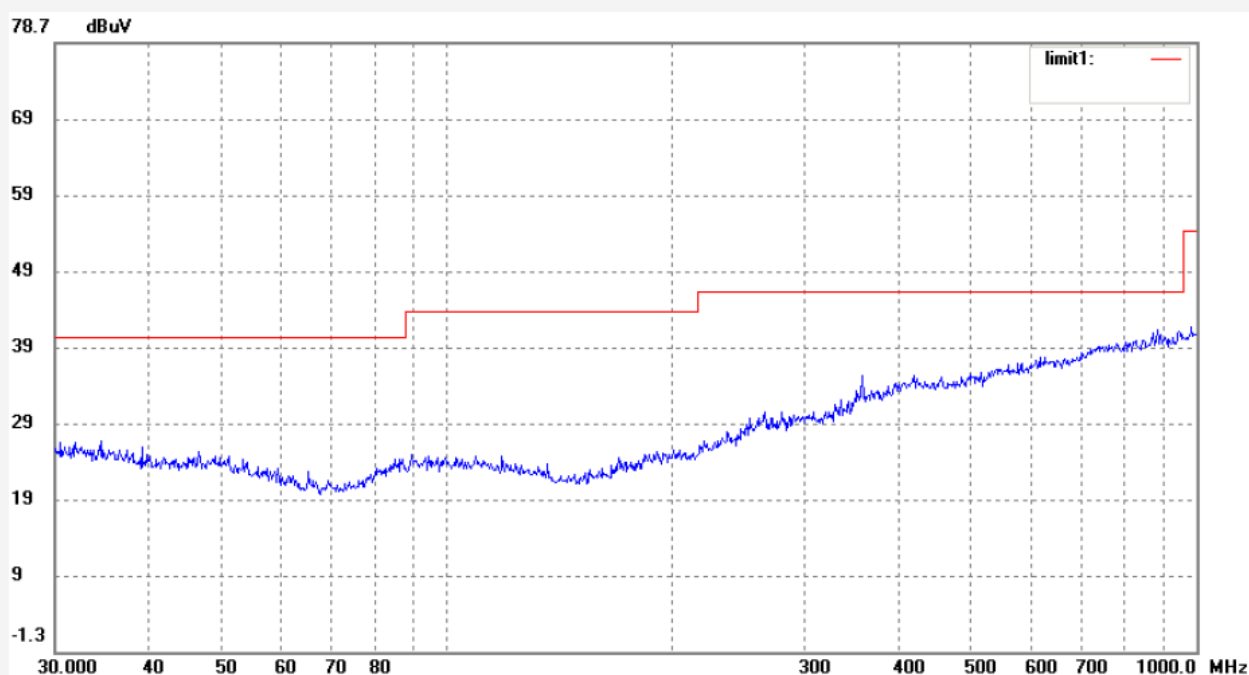
Date: 2013/07/20

Time: 7:44:21

Engineer Signature: Ricky

Distance: 3m

Note:



No.	Freq. (MHz)	Reading (dBuV)	Factor (dB)	Result (dBuV)	Limit (dBuV)	Margin (dB)	Detector	Height (cm)	Degree (deg.)	Remark
-----	----------------	-------------------	----------------	------------------	-----------------	----------------	----------	----------------	------------------	--------

2481MHz Transmitting up to 1G:



ACCURATE TECHNOLOGY CO., LTD.

F1,Bldg,A,Changyuan New Material Port Keyuan Rd,
Science & Industry Park,Nanshan Shenzhen,P.R.China

Site: 966 chamber

Tel:+86-0755-26503290

Fax:+86-0755-26503396

Job No.: DAZA #262

Standard: FCC Class B 3M Radiated

Test item: Radiation Test

Temp.(C)/Hum.(%) 24 C / 48 %

EUT: Attacknid, Combat Creatures

Mode: Transmitting 2481MHz

Model: CC-1001

Manufacturer: Hui Xing Cheng(Shenzhen) Technology Company Limited.

Polarization: Horizontal

Power Source: DC 3V

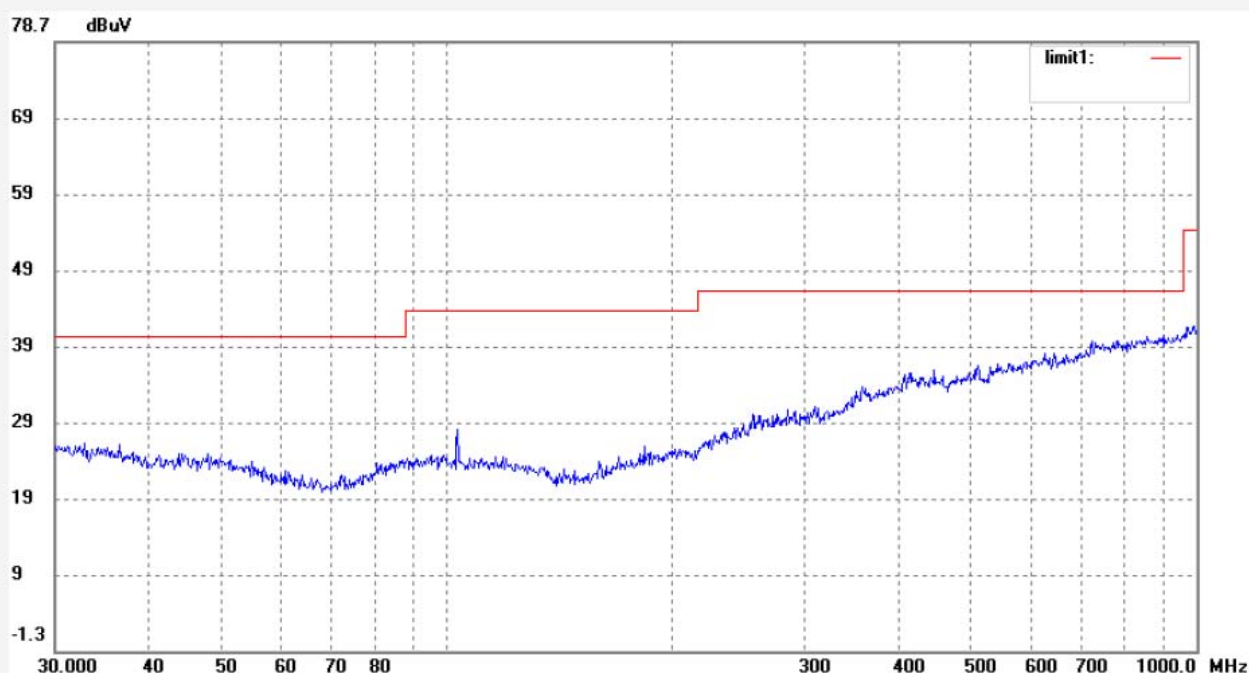
Date: 2013/07/20

Time: 7:39:52

Engineer Signature: Ricky

Distance: 3m

Note:



No.	Freq. (MHz)	Reading (dBuV)	Factor (dB)	Result (dBuV)	Limit (dBuV)	Margin (dB)	Detector	Height (cm)	Degree (deg.)	Remark
-----	----------------	-------------------	----------------	------------------	-----------------	----------------	----------	----------------	------------------	--------

2481MHz Transmitting up to 1G:



ACCURATE TECHNOLOGY CO., LTD.

F1,Bldg,A,Changyuan New Material Port Keyuan Rd,
Science & Industry Park,Nanshan Shenzhen,P.R.China

Site: 966 chamber

Tel:+86-0755-26503290

Fax:+86-0755-26503396

Job No.: DAZA #261

Standard: FCC Class B 3M Radiated

Test item: Radiation Test

Temp.(C)/Hum.(%) 24 C / 48 %

EUT: Attacknid, Combat Creatures

Mode: Transmitting 2481MHz

Model: CC-1001

Manufacturer: Hui Xing Cheng(Shenzhen) Technology Company Limited.

Polarization: Vertical

Power Source: DC 3V

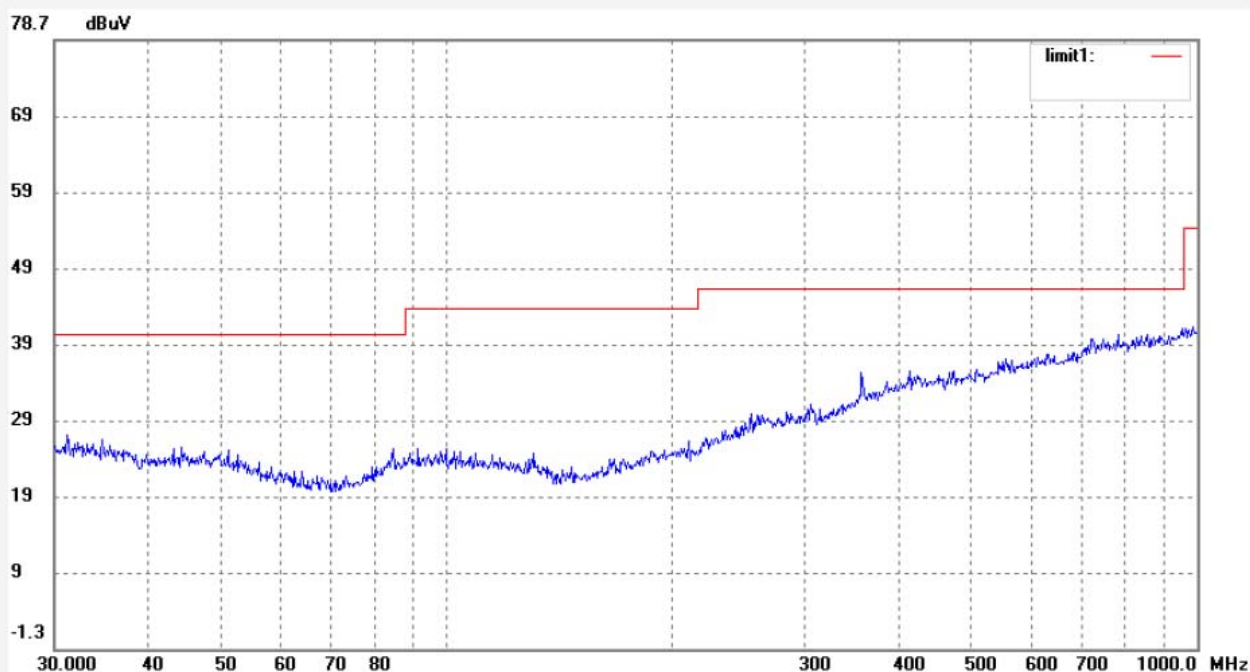
Date: 2013/07/20

Time: 7:36:56

Engineer Signature: Ricky

Distance: 3m

Note:



No.	Freq. (MHz)	Reading (dBuV)	Factor (dB)	Result (dBuV)	Limit (dBuV)	Margin (dB)	Detector	Height (cm)	Degree (deg.)	Remark
-----	----------------	-------------------	----------------	------------------	-----------------	----------------	----------	----------------	------------------	--------

2433MHz Transmitting above 1G:



ACCURATE TECHNOLOGY CO., LTD.

F1,Bldg,A,Changyuan New Material Port Keyuan Rd,
Science & Industry Park,Nanshan Shenzhen,P.R.China

Site: 966 chamber

Tel:+86-0755-26503290

Fax:+86-0755-26503396

Job No.: DAZA #243

Standard: FCC PART 15.209

Test item: Radiation Test

Temp.(C)/Hum.(%) 24 C / 48 %

EUT: Attacknid, Combat Creatures

Mode: Transmitting 2433MHz

Model: CC-1001

Manufacturer: Hui Xing Cheng(Shenzhen) Technology Company Limited.

Polarization: Horizontal

Power Source: DC 3V

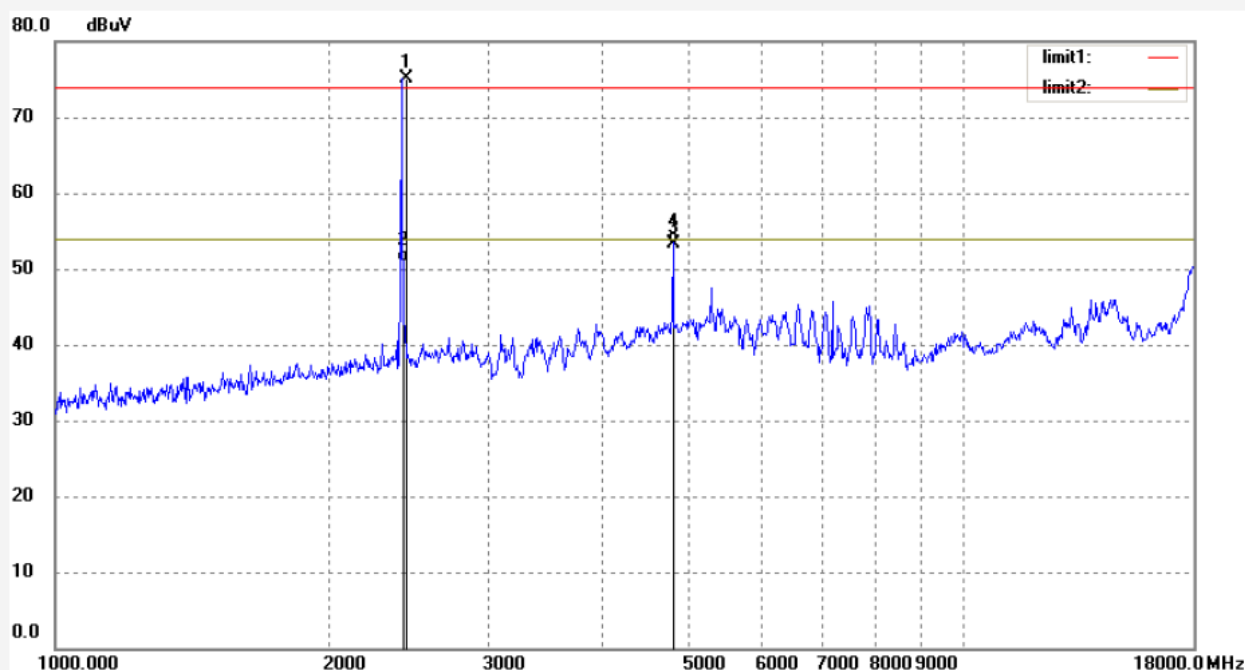
Date: 2013/07/20

Time: 5:36:36

Engineer Signature: Ricky

Distance: 3m

Note:



No.	Freq. (MHz)	Reading (dBuV)	Factor (dB)	Result (dBuV)	Limit (dBuV)	Margin (dB)	Detector	Height (cm)	Degree (deg.)	Remark
1	2433.000	82.38	-7.37	75.01	114.00	-38.99	peak			
2	2433.000	58.37	-7.37	51.00	94.00	-23.00	AVG			
3	4866.000	53.71	-0.31	53.40	74.00	-20.60	peak			
4	4866.000	46.76	-0.31	46.45	54.00	-7.55	AVG			

2433MHz Transmitting above 1G:



ACCURATE TECHNOLOGY CO., LTD.

F1,Bldg,A,Changyuan New Material Port Keyuan Rd,
Science & Industry Park,Nanshan Shenzhen,P.R.China

Site: 966 chamber

Tel:+86-0755-26503290

Fax:+86-0755-26503396

Job No.: R#1534

Standard: FCC Part 15.209

Test item: Radiation Test

Temp.(C)/Hum.(%) 25 C / 50 %

EUT: Attacknid ,Combat Creatures

Mode: Trasmitting 2433MHz

Model: CC-1001

Manufacturer: Hui Xing Cheng(Shenzhen) Technology Company Limited.

Polarization: Horizontal

Power Source: DC 3V

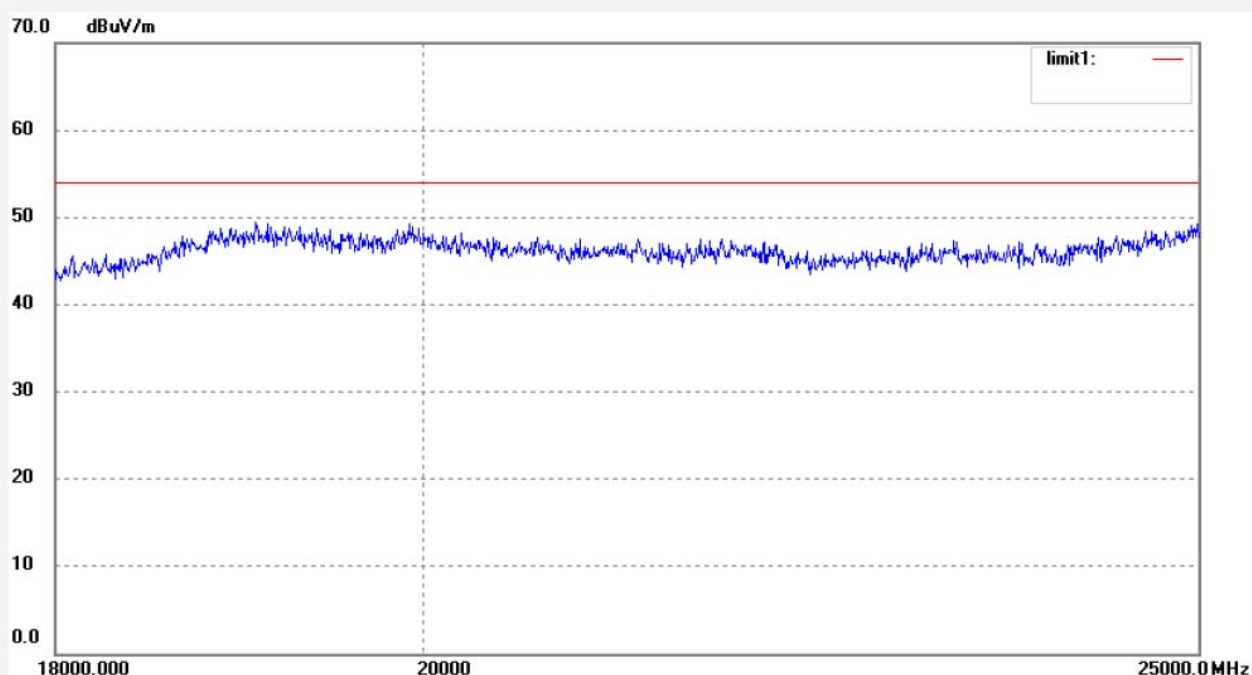
Date: 2013/07/20

Time: 10:05:15

Engineer Signature: Ricky

Distance: 3m

Note:



No.	Freq. (MHz)	Reading (dBuV/m)	Factor (dB)	Result (dBuV/m)	Limit (dBuV/m)	Margin (dB)	Detector	Height (cm)	Degree (deg.)	Remark
-----	----------------	---------------------	----------------	--------------------	-------------------	----------------	----------	----------------	------------------	--------

2433MHz Transmitting above 1G:


ACCURATE TECHNOLOGY CO., LTD.

F1,Bldg,A,Changyuan New Material Port Keyuan Rd,
Science & Industry Park,Nanshan Shenzhen,P.R.China

Site: 966 chamber

Tel:+86-0755-26503290

Fax:+86-0755-26503396

Job No.: DAZA #244

Polarization: Vertical

Standard: FCC PART 15.209

Power Source: DC 3V

Test item: Radiation Test

Date: 2013/07/20

Temp.(C)/Hum.(%) 24 C / 48 %

Time: 5:47:26

EUT: Attacknid, Combat Creatures

Engineer Signature: Ricky

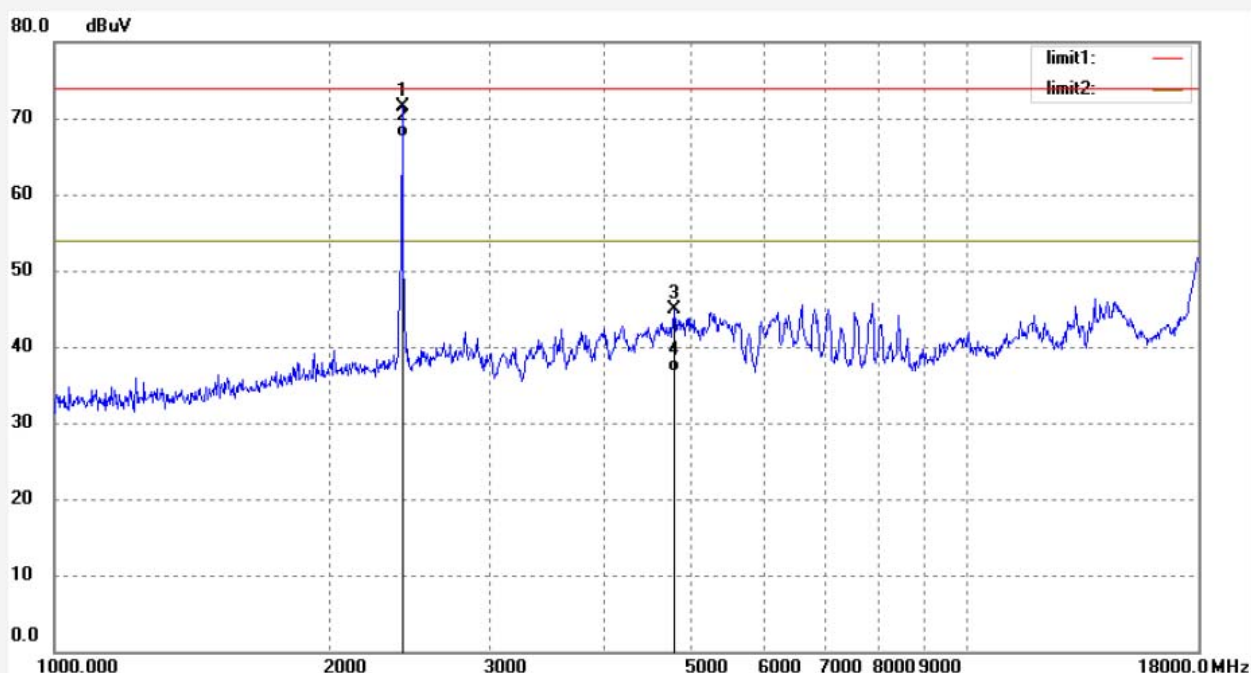
Mode: Transmitting 2433MHz

Distance: 3m

Model: CC-1001

Manufacturer: Hui Xing Cheng(Shenzhen) Technology Company Limited.

Note:



No.	Freq. (MHz)	Reading (dBuV)	Factor (dB)	Result (dBuV)	Limit (dBuV)	Margin (dB)	Detector	Height (cm)	Degree (deg.)	Remark
1	2433.000	78.87	-7.44	71.43	114.00	-42.57	peak			
2	2433.000	75.02	-7.44	67.58	94.0	-26.42	AVG			
3	4866.000	45.32	-0.39	44.93	74.00	-29.07	peak			
4	4866.000	37.17	-0.39	36.78	54.00	-17.22	AVG			

2433MHz Transmitting above 1G:



ACCURATE TECHNOLOGY CO., LTD.

F1,Bldg,A,Changyuan New Material Port Keyuan Rd,
Science & Industry Park,Nanshan Shenzhen,P.R.China

Site: 966 chamber

Tel:+86-0755-26503290

Fax:+86-0755-26503396

Job No.: R#1535

Standard: FCC Part 15.209

Test item: Radiation Test

Temp.(C)/Hum.(%) 25 C / 50 %

EUT: Attacknid ,Combat Creatures

Mode: Transmitting 2433MHz

Model: CC-1001

Manufacturer: Hui Xing Cheng(Shenzhen) Technology Company Limited.

Polarization: Vertical

Power Source: DC 3V

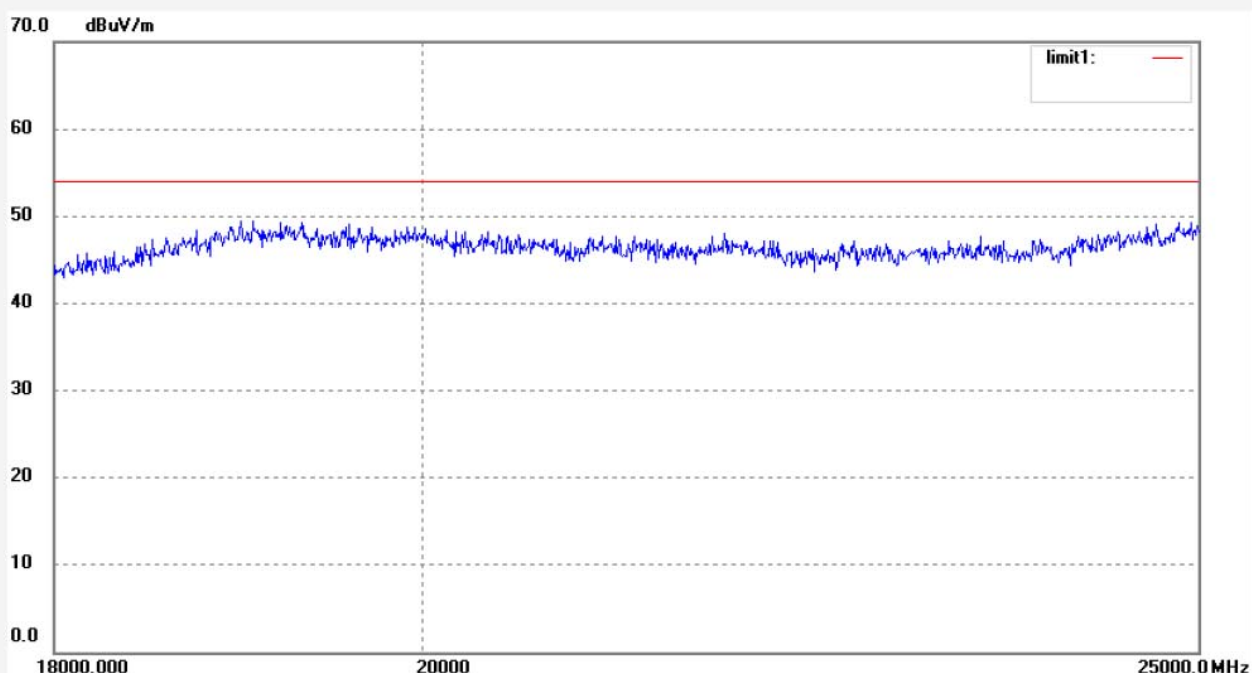
Date: 2013/07/20

Time: 10:09:22

Engineer Signature: Ricky

Distance: 3m

Note:



No.	Freq. (MHz)	Reading (dBuV/m)	Factor (dB)	Result (dBuV/m)	Limit (dBuV/m)	Margin (dB)	Detector	Height (cm)	Degree (deg.)	Remark
-----	----------------	---------------------	----------------	--------------------	-------------------	----------------	----------	----------------	------------------	--------

2451MHz Transmitting above 1G:



ACCURATE TECHNOLOGY CO., LTD.

F1,Bldg,A,Changyuan New Material Port Keyuan Rd,
Science & Industry Park,Nanshan Shenzhen,P.R.China

Site: 966 chamber

Tel:+86-0755-26503290

Fax:+86-0755-26503396

Job No.: DAZA #247

Standard: FCC PART 15.209

Test item: Radiation Test

Temp.(C)/Hum.(%) 24 C / 48 %

EUT: Attacknid, Combat Creatures

Mode: Transmitting 2451.00MHz

Model: CC-1001

Manufacturer: Hui Xing Cheng(Shenzhen) Technology Company Limited.

Polarization: Horizontal

Power Source: DC 3V

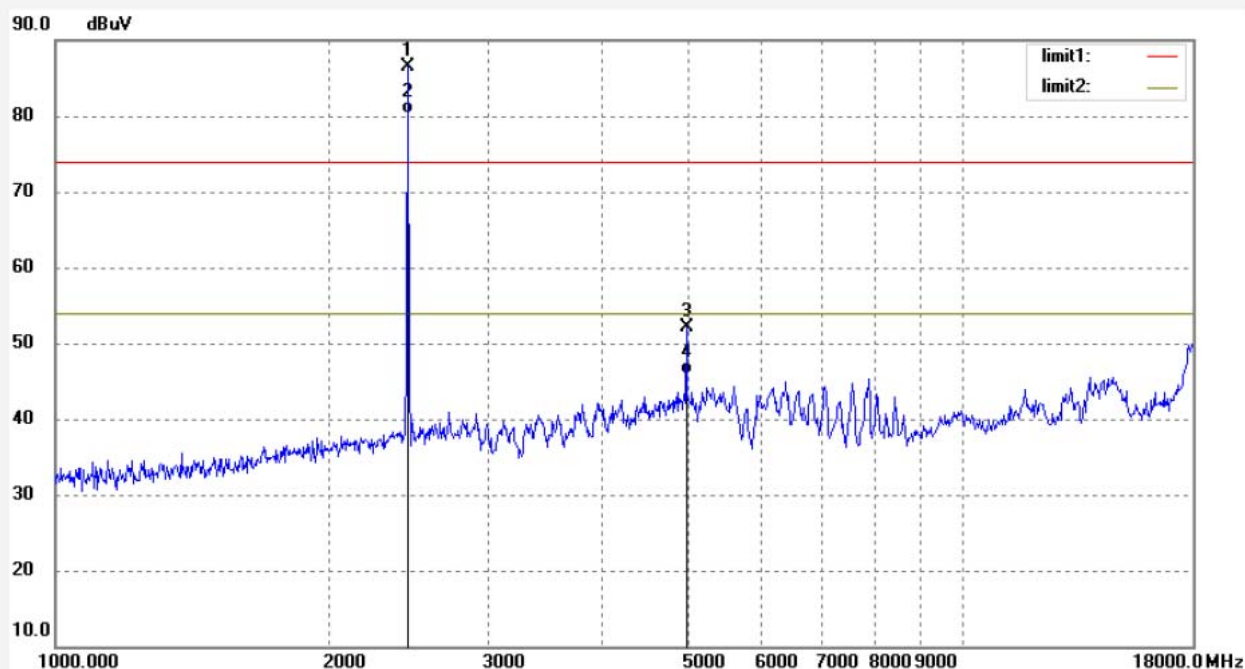
Date: 2013/07/20

Time: 5:54:19

Engineer Signature: Ricky

Distance: 3m

Note:



No.	Freq. (MHz)	Reading (dBuV)	Factor (dB)	Result (dBuV)	Limit (dBuV)	Margin (dB)	Detector	Height (cm)	Degree (deg.)	Remark
1	2451.000	93.83	-7.33	86.50	114.00	-27.50	peak			
2	2451.000	87.58	-7.33	80.25	94.00	-13.75	AVG			
3	4902.000	51.50	0.57	52.07	74.00	-21.93	peak			
4	4902.000	45.40	0.57	45.97	54.00	-8.03	AVG			

2451MHz Transmitting above 1G:



ACCURATE TECHNOLOGY CO., LTD.

F1,Bldg.A,Changyuan New Material Port Keyuan Rd,
Science & Industry Park,Nanshan Shenzhen,P.R.China

Site: 966 chamber

Tel:+86-0755-26503290

Fax:+86-0755-26503396

Job No.: R#1536

Standard: FCC Part 15.209

Test item: Radiation Test

Temp.(C)/Hum.(%) 25 C / 50 %

EUT: Attacknid ,Combat Creatures

Mode: Transmitting 2451MHz

Model: CC-1001

Manufacturer: Hui Xing Cheng(Shenzhen) Technology Company Limited.

Polarization: Vertical

Power Source: AC 120V/60Hz

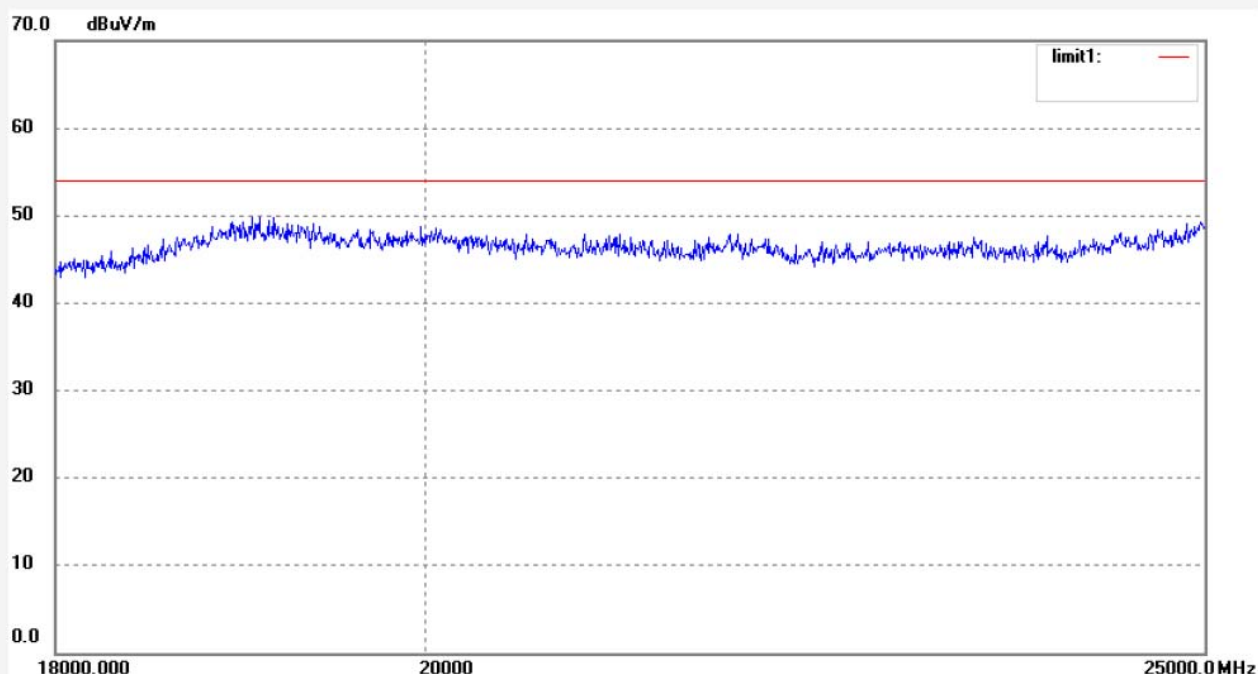
Date: 2013/07/20

Time: 10:14:45

Engineer Signature: Ricky

Distance: 3m

Note:



No.	Freq. (MHz)	Reading (dBuV/m)	Factor (dB)	Result (dBuV/m)	Limit (dBuV/m)	Margin (dB)	Detector	Height (cm)	Degree (deg.)	Remark
-----	----------------	---------------------	----------------	--------------------	-------------------	----------------	----------	----------------	------------------	--------

2451MHz Transmitting above 1G:



ACCURATE TECHNOLOGY CO., LTD.

F1,Bldg,A,Changyuan New Material Port Keyuan Rd,
Science & Industry Park,Nanshan Shenzhen,P.R.China

Site: 966 chamber

Tel:+86-0755-26503290

Fax:+86-0755-26503396

Job No.: DAZA #248

Standard: FCC PART 15.209

Test item: Radiation Test

Temp.(C)/Hum.(%) 24 C / 48 %

EUT: Attacknid, Combat Creatures

Mode: Transmitting 2451.00MHz

Model: CC-1001

Manufacturer: Hui Xing Cheng(Shenzhen) Technology Company Limited.

Polarization: Vertical

Power Source: DC 3V

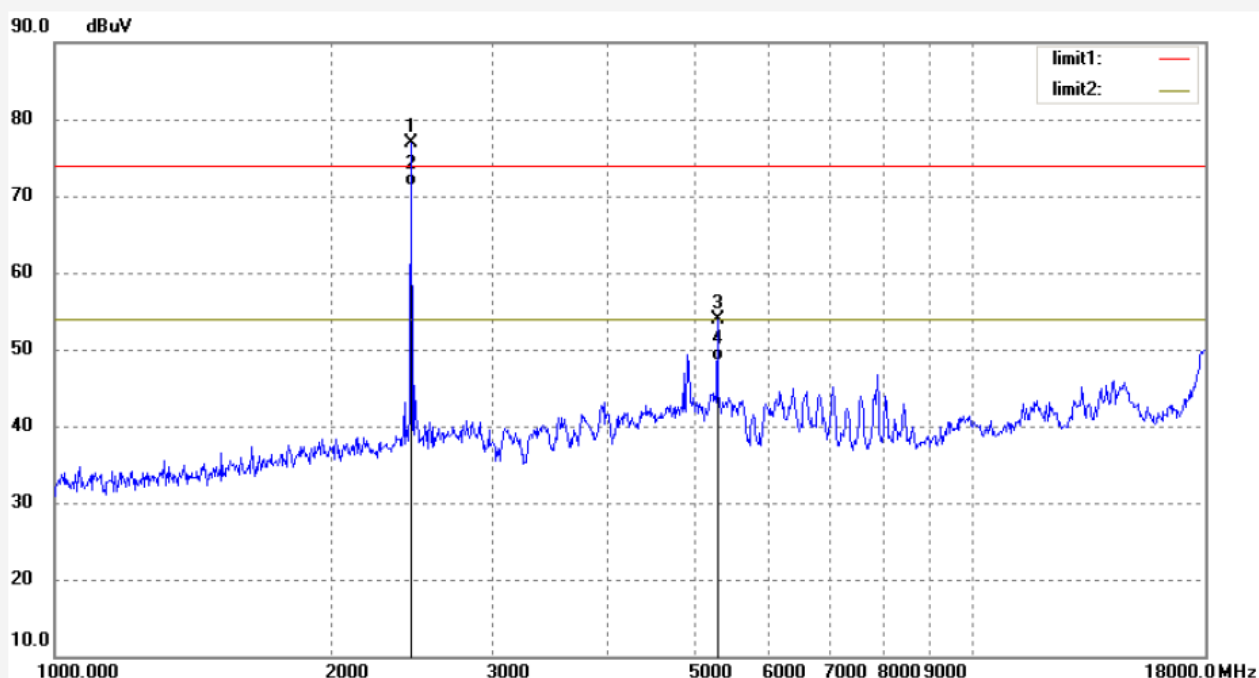
Date: 2013/07/20

Time: 5:57:59

Engineer Signature: Ricky

Distance: 3m

Note:



No.	Freq. (MHz)	Reading (dBuV)	Factor (dB)	Result (dBuV)	Limit (dBuV)	Margin (dB)	Detector	Height (cm)	Degree (deg.)	Remark
1	2451.000	84.24	-7.33	76.91	114.00	-37.09	peak			
2	2451.000	78.58	-7.33	71.25	94.00	-22.75	AVG			
3	5285.395	52.93	0.97	53.90	74.00	-20.10	peak			
4	5285.395	47.57	0.97	48.54	54.00	-5.46	AVG			

2451MHz Transmitting above 1G:



ACCURATE TECHNOLOGY CO., LTD.

F1,Bldg,A,Changyuan New Material Port Keyuan Rd,
Science & Industry Park,Nanshan Shenzhen,P.R.China

Site: 966 chamber

Tel:+86-0755-26503290

Fax:+86-0755-26503396

Job No.: R#1537

Standard: FCC Class B 3M Radiated

Test item: Radiation Test

Temp.(C)/Hum.(%) 25 C / 50 %

EUT: Attacknid ,Combat Creatures

Mode: Transmitting 2451MHz

Model: CC-1001

Manufacturer: Hui Xing Cheng(Shenzhen) Technology Company Limited.

Polarization: Horizontal

Power Source: DC 3V

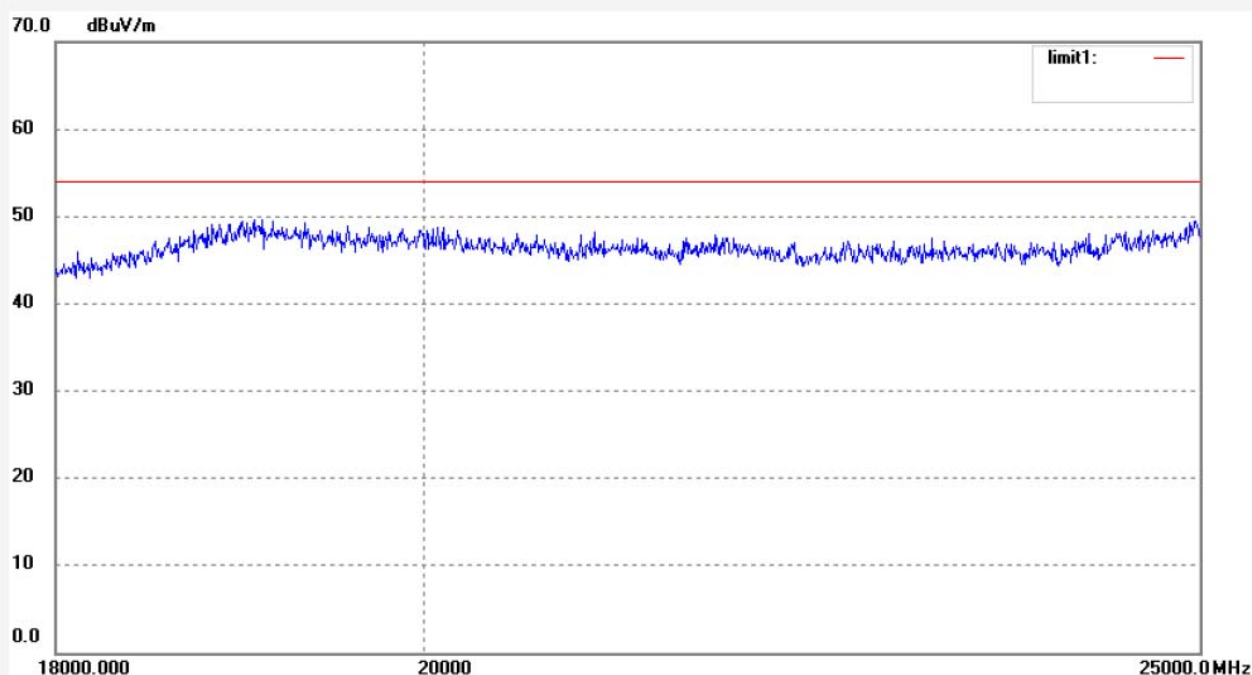
Date: 2013/07/20

Time: 10:18:36

Engineer Signature: Ricky

Distance: 3m

Note:



No.	Freq. (MHz)	Reading (dBuV/m)	Factor (dB)	Result (dBuV/m)	Limit (dBuV/m)	Margin (dB)	Detector	Height (cm)	Degree (deg.)	Remark
-----	----------------	---------------------	----------------	--------------------	-------------------	----------------	----------	----------------	------------------	--------

2481MHz Transmitting above 1G:



ACCURATE TECHNOLOGY CO., LTD.

F1,Bldg,A,Changyuan New Material Port Keyuan Rd,
Science & Industry Park,Nanshan Shenzhen,P.R.China

Site: 966 chamber

Tel:+86-0755-26503290

Fax:+86-0755-26503396

Job No.: DAZA #284

Standard: FCC PART 15.209

Test item: Radiation Test

Temp.(C)/Hum.(%) 24 C / 48 %

EUT: Attacknid , Combat Creatures

Mode: Transmitting 2481MHz

Model: CC-1001

Manufacturer: Hui Xing Cheng(Shenzhen) Technology Company Limited.

Polarization: Vertical

Power Source: DC 3V

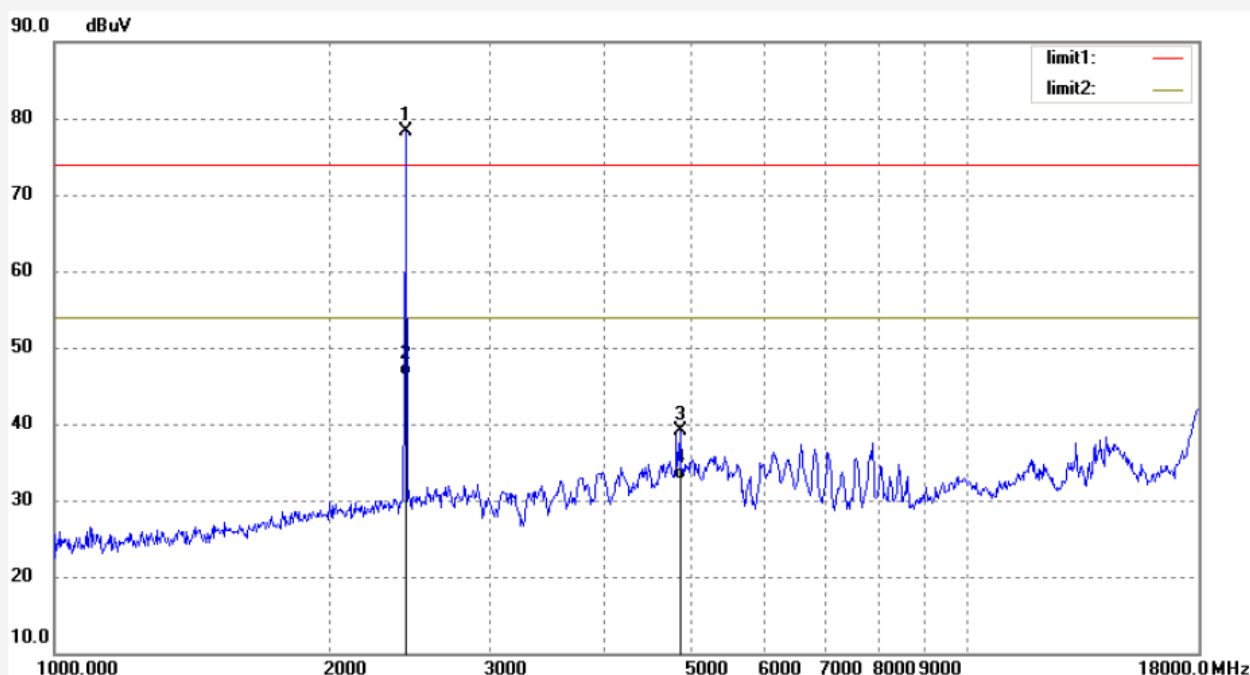
Date: 2013/07/20

Time: 6:14:09

Engineer Signature: Ricky

Distance: 3m

Note:



No.	Freq. (MHz)	Reading (dBuV)	Factor (dB)	Result (dBuV)	Limit (dBuV)	Margin (dB)	Detector	Height (cm)	Degree (deg.)	Remark
1	2481.000	85.63	-7.38	78.25	114.0	-35.75	peak			
2	2481.000	53.64	-7.38	46.26	94.00	-47.74	AVG			
3	4962.000	39.02	0.00	39.02	74.00	-34.98	peak			
4	4962.000	32.76	0.00	32.76	54.00	-21.24	AVG			

2481MHz Transmitting above 1G:



ACCURATE TECHNOLOGY CO., LTD.

F1,Bldg,A,Changyuan New Material Port Keyuan Rd,
Science & Industry Park,Nanshan Shenzhen,P.R.China

Site: 966 chamber

Tel:+86-0755-26503290

Fax:+86-0755-26503396

Job No.: R#1538

Standard: FCC Class B 3M Radiated

Test item: Radiation Test

Temp.(C)/Hum.(%) 25 C / 50 %

EUT: Attacknid ,Combat Creatures

Mode: Transmitting 2481MHz

Model: CC-1001

Manufacturer: Hui Xing Cheng(Shenzhen) Technology Company Limited.

Polarization: Horizontal

Power Source: DC 3V

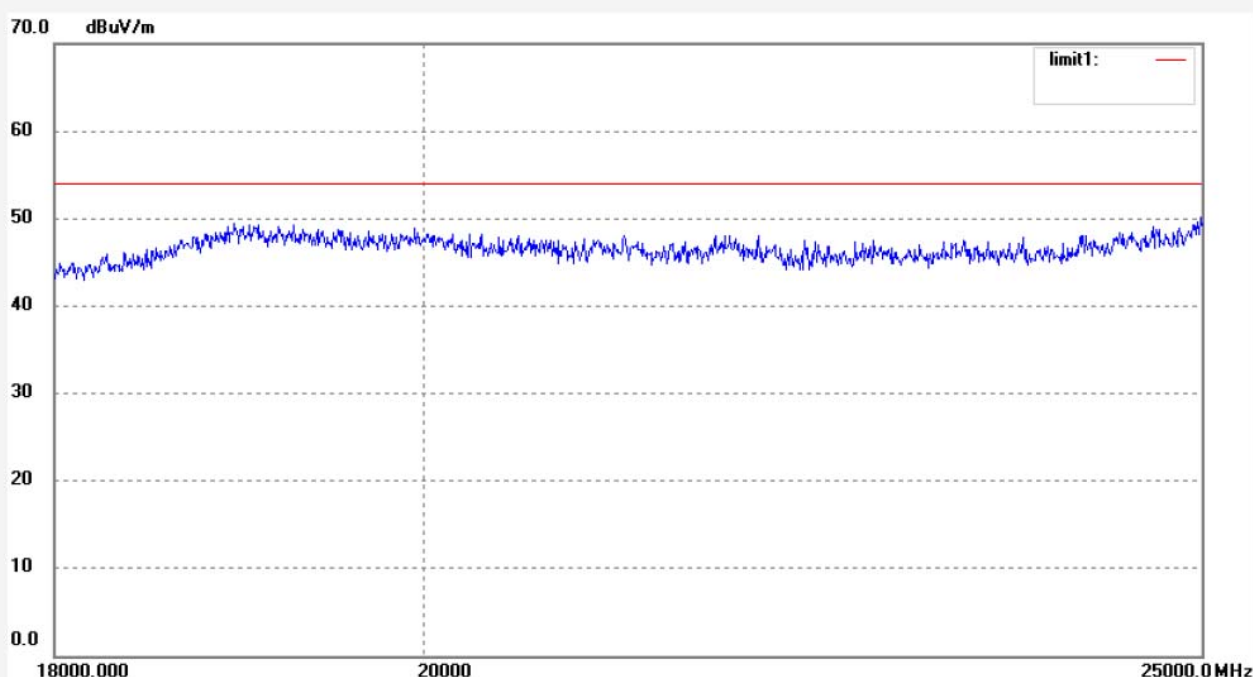
Date: 2013/07/20

Time: 10:23:55

Engineer Signature: Ricky

Distance: 3m

Note:



No.	Freq. (MHz)	Reading (dBuV/m)	Factor (dB)	Result (dBuV/m)	Limit (dBuV/m)	Margin (dB)	Detector	Height (cm)	Degree (deg.)	Remark
-----	----------------	---------------------	----------------	--------------------	-------------------	----------------	----------	----------------	------------------	--------

2481MHz Transmitting above 1G:



ACCURATE TECHNOLOGY CO., LTD.

F1,Bldg,A,Changyuan New Material Port Keyuan Rd,
Science & Industry Park,Nanshan Shenzhen,P.R.China

Site: 966 chamber

Tel:+86-0755-26503290

Fax:+86-0755-26503396

Job No.: DAZA #252

Standard: FCC PART 15.209

Test item: Radiation Test

Temp.(C)/Hum.(%) 24 C / 48 %

EUT: Attacknid, Combat Creatures

Mode: Transmitting 2481MHz

Model: CC-1001

Manufacturer: Hui Xing Cheng(Shenzhen) Technology Company Limited.

Polarization: Horizontal

Power Source: DC 3V

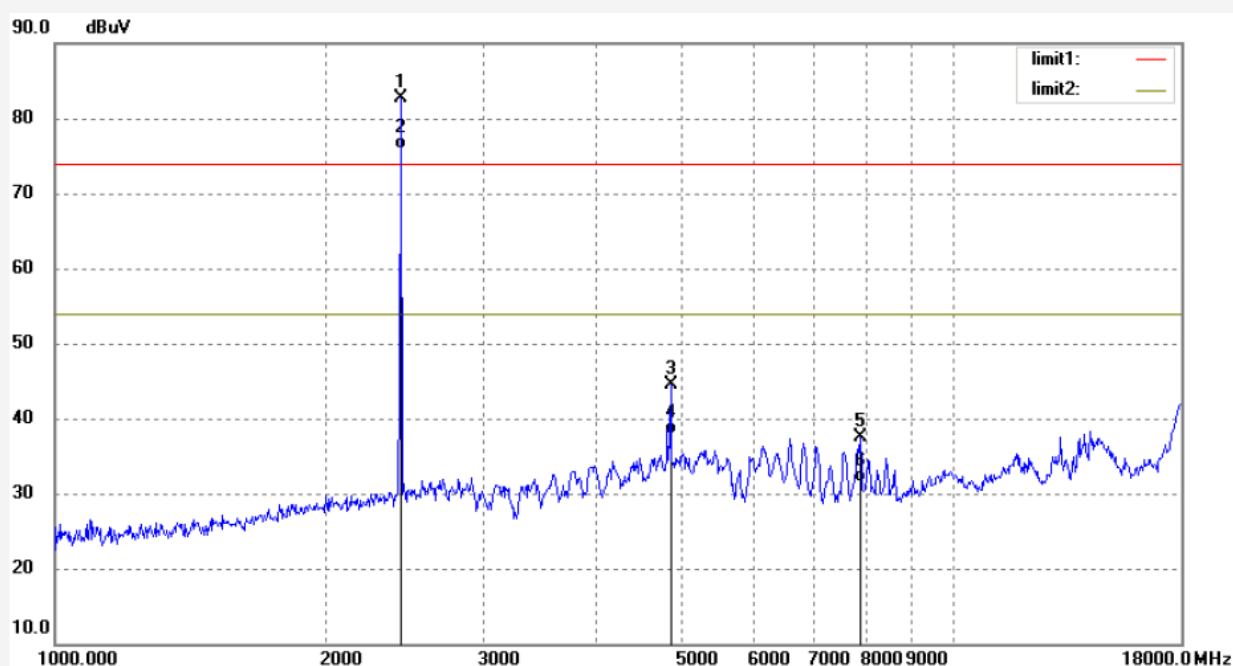
Date: 2013/07/20

Time: 6:14:09

Engineer Signature: Ricky

Distance: 3m

Note:



No.	Freq. (MHz)	Reading (dBuV)	Factor (dB)	Result (dBuV)	Limit (dBuV)	Margin (dB)	Detector	Height (cm)	Degree (deg.)	Remark
1	2481.000	90.13	-7.38	82.75	114.00	-31.25	peak			
2	2481.000	83.24	-7.38	75.86	94.00	-18.14	AVG			
3	4962.000	44.52	0.00	44.52	74.00	-29.48	peak			
4	4962.000	37.98	0.00	37.98	54.00	-16.02	AVG			
5	7898.164	31.15	6.29	37.44	74.00	-36.56	peak			
6	7898.164	25.16	6.29	31.45	54.00	-22.55	AVG			

2481MHz Transmitting above 1G:



ACCURATE TECHNOLOGY CO., LTD.

F1,Bldg,A,Changyuan New Material Port Keyuan Rd,
Science & Industry Park,Nanshan Shenzhen,P.R.China

Site: 966 chamber

Tel:+86-0755-26503290

Fax:+86-0755-26503396

Job No.: R#1539

Standard: FCC Part 15.209

Test item: Radiation Test

Temp.(C)/Hum.(%) 25 C / 50 %

EUT: Attacknid ,Combat Creatures

Mode: Transmitting 2481MHz

Model: CC-1001

Manufacturer: Hui Xing Cheng(Shenzhen) Technology Company Limited.

Polarization: Vertical

Power Source: DC 3V

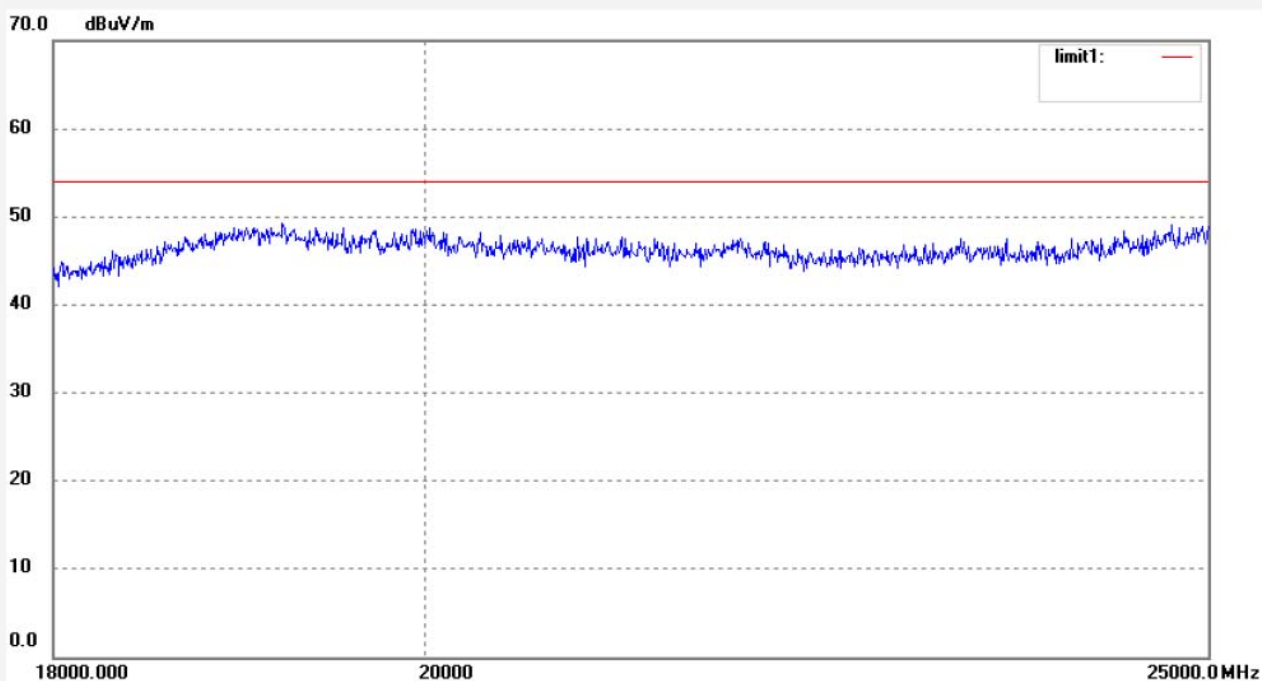
Date: 2013/07/20

Time: 10:27:11

Engineer Signature: Ricky

Distance: 3m

Note:



No.	Freq. (MHz)	Reading (dBuV/m)	Factor (dB)	Result (dBuV/m)	Limit (dBuV/m)	Margin (dB)	Detector	Height (cm)	Degree (deg.)	Remark
-----	----------------	---------------------	----------------	--------------------	-------------------	----------------	----------	----------------	------------------	--------

2433MHz Transmitting(non-hopping mode) Restricted Band Spurious:



ACCURATE TECHNOLOGY CO., LTD.

F1,Bldg,A,Changyuan New Material Port Keyuan Rd,
Science & Industry Park,Nanshan Shenzhen,P.R.China

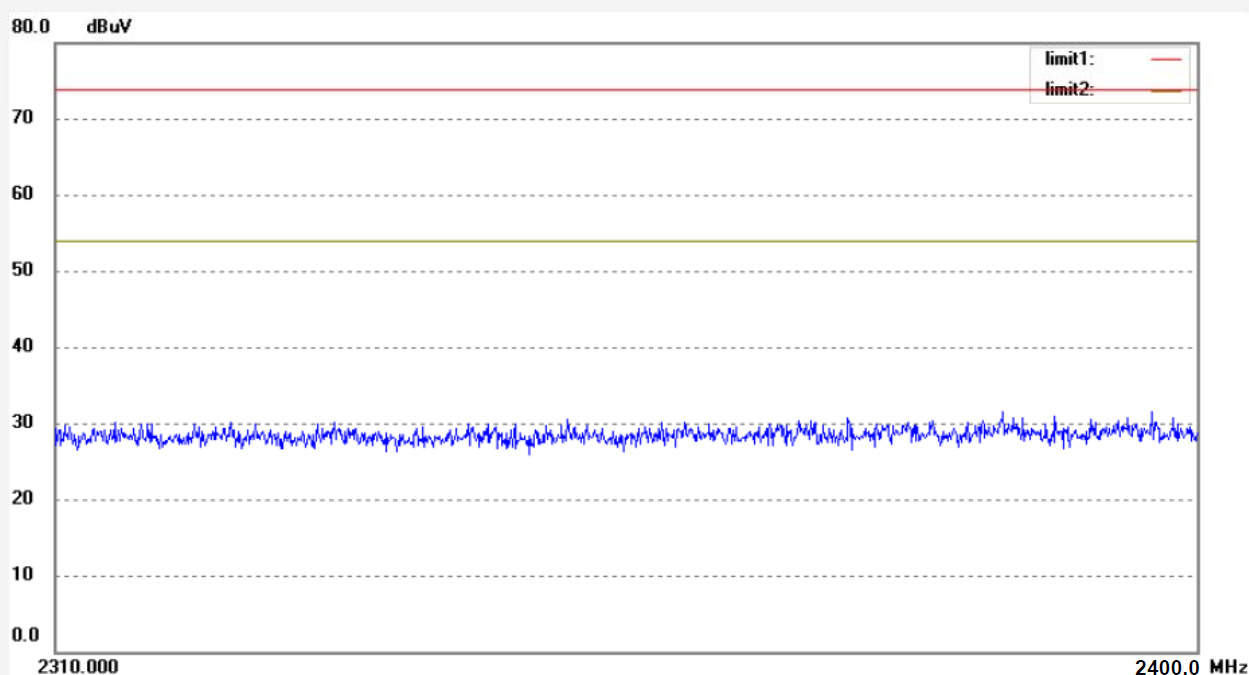
Site: 966 chamber

Tel:+86-0755-26503290

Fax:+86-0755-26503396

Job No.: DAZA #246	Polarization: Horizontal
Standard: FCC PART 15.205	Power Source: DC 3V
Test item: Radiation Test	Date: 2013/07/20
Temp.(C)/Hum.(%) 24 C / 48 %	Time: 5:51:26
EUT: Attacknid, Combat Creatures	Engineer Signature: Ricky
Mode: Transmitting 2433MHz(non-hopping mode)	Distance: 3m
Model: CC-1001	
Manufacturer: Hui Xing Cheng(Shenzhen) Technology Company Limited.	

Note:



No.	Freq. (MHz)	Reading (dBuV)	Factor (dB)	Result (dBuV)	Limit (dBuV)	Margin (dB)	Detector	Height (cm)	Degree (deg.)	Remark
-----	----------------	-------------------	----------------	------------------	-----------------	----------------	----------	----------------	------------------	--------

2433MHz Transmitting(non-hopping mode) Restricted Band Spurious:



ACCURATE TECHNOLOGY CO., LTD.

F1,Bldg,A,Changyuan New Material Port Keyuan Rd,
Science & Industry Park,Nanshan Shenzhen,P.R.China

Site: 966 chamber

Tel:+86-0755-26503290

Fax:+86-0755-26503396

Job No.: DAZA #245

Standard: FCC PART 15.205

Test item: Radiation Test

Temp.(C)/Hum.(%) 24 C / 48 %

EUT: Attacknid, Combat Creatures

Mode: Transmitting 2433MHz(non-hopping mode)

Model: CC-1001

Manufacturer: Hui Xing Cheng(Shenzhen) Technology Company Limited.

Polarization: Vertical

Power Source: DC 3V

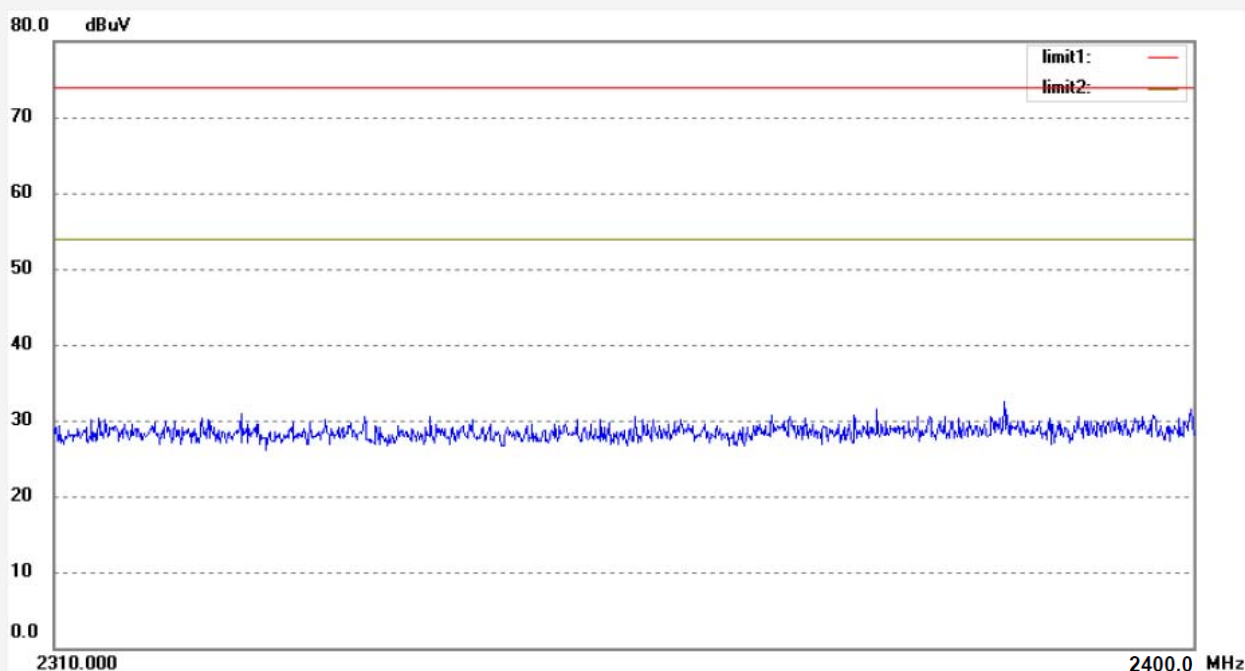
Date: 2013/07/20

Time: 5:50:01

Engineer Signature: Ricky

Distance: 3m

Note:



No.	Freq. (MHz)	Reading (dBuV)	Factor (dB)	Result (dBuV)	Limit (dBuV)	Margin (dB)	Detector	Height (cm)	Degree (deg.)	Remark
-----	----------------	-------------------	----------------	------------------	-----------------	----------------	----------	----------------	------------------	--------

2481MHz Transmitting(non-hopping mode) Restricted Band Spurious:



ACCURATE TECHNOLOGY CO., LTD.

F1,Bldg,A,Changyuan New Material Port Keyuan Rd,
Science & Industry Park,Nanshan Shenzhen,P.R.China

Site: 966 chamber

Tel:+86-0755-26503290

Fax:+86-0755-26503396

Job No.: DAZA #253

Standard: FCC PART 15.205

Test item: Radiation Test

Temp.(C)/Hum.(%) 24 C / 48 %

EUT: Attacknid, Combat Creatures

Mode: Transmitting 2481MHz(non-hopping mode)

Model: CC-1001

Manufacturer: Hui Xing Cheng(Shenzhen) Technology Company Limited.

Polarization: Horizontal

Power Source: DC 3V

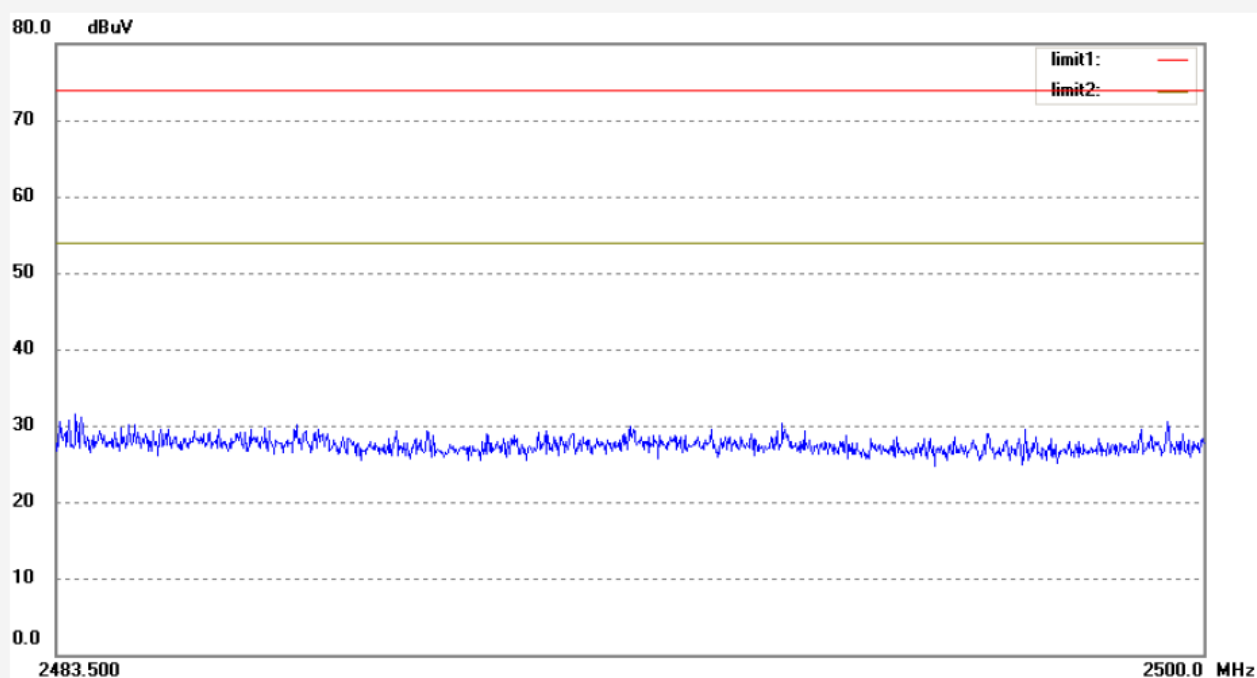
Date: 2013/07/20

Time: 6:18:18

Engineer Signature: Ricky

Distance: 3m

Note:



No.	Freq. (MHz)	Reading (dBuV)	Factor (dB)	Result (dBuV)	Limit (dBuV)	Margin (dB)	Detector	Height (cm)	Degree (deg.)	Remark
-----	----------------	-------------------	----------------	------------------	-----------------	----------------	----------	----------------	------------------	--------

2481MHz Transmitting(non-hopping mode) Restricted Band Spurious:



ACCURATE TECHNOLOGY CO., LTD.

F1,Bldg,A,Changyuan New Material Port Keyuan Rd,
Science & Industry Park,Nanshan Shenzhen,P.R.China

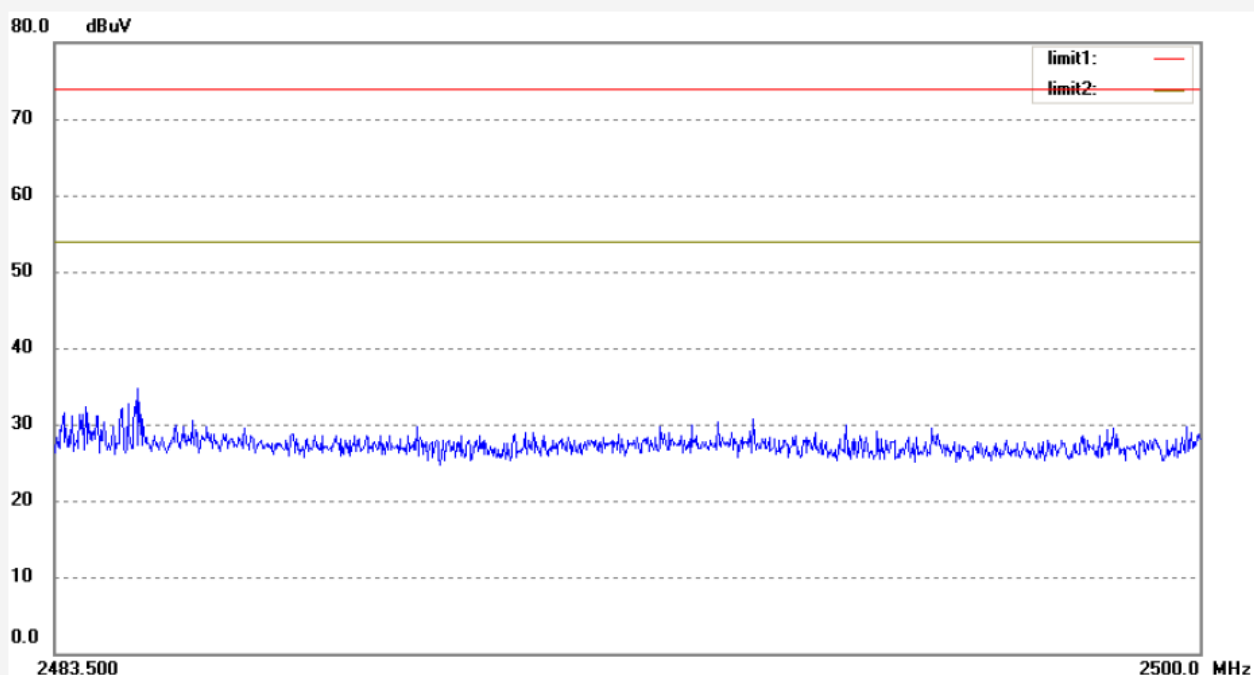
Site: 966 chamber

Tel:+86-0755-26503290

Fax:+86-0755-26503396

Job No.: DAZA #254	Polarization: Vertical
Standard: FCC PART 15.205	Power Source: DC 3V
Test item: Radiation Test	Date: 2013/07/20
Temp.(C)/Hum.(%) 24 C / 48 %	Time: 6:19:26
EUT: Attacknid, Combat Creatures	Engineer Signature: Ricky
Mode: Transmitting 2481MHz(non-hopping mode)	Distance: 3m
Model: CC-1001	
Manufacturer: Hui Xing Cheng(Shenzhen) Technology Company Limited.	

Note:



No.	Freq. (MHz)	Reading (dBuV)	Factor (dB)	Result (dBuV)	Limit (dBuV)	Margin (dB)	Detector	Height (cm)	Degree (deg.)	Remark
-----	----------------	-------------------	----------------	------------------	-----------------	----------------	----------	----------------	------------------	--------

Transmitting(hopping mode) Restricted Band Spurious:



ACCURATE TECHNOLOGY CO., LTD.

F1,Bldg,A,Changyuan New Material Port Keyuan Rd,
Science & Industry Park,Nanshan Shenzhen,P.R.China

Site: 1# Chamber

Tel:+86-0755-26503290

Fax:+86-0755-26503396

Job No.: DAZA #343

Standard: FCC PART 15.209

Test item: Radiation Test

Temp.(C)/Hum.(%) 24 C / 48 %

EUT: Attacknid, Combat Creatures

Mode: Transmitting(hopping mode)

Model: CC-1001

Manufacturer:Hui Xing Cheng(Shenzhen) Technology Company Limited.

Polarization: Horizontal

Power Source:

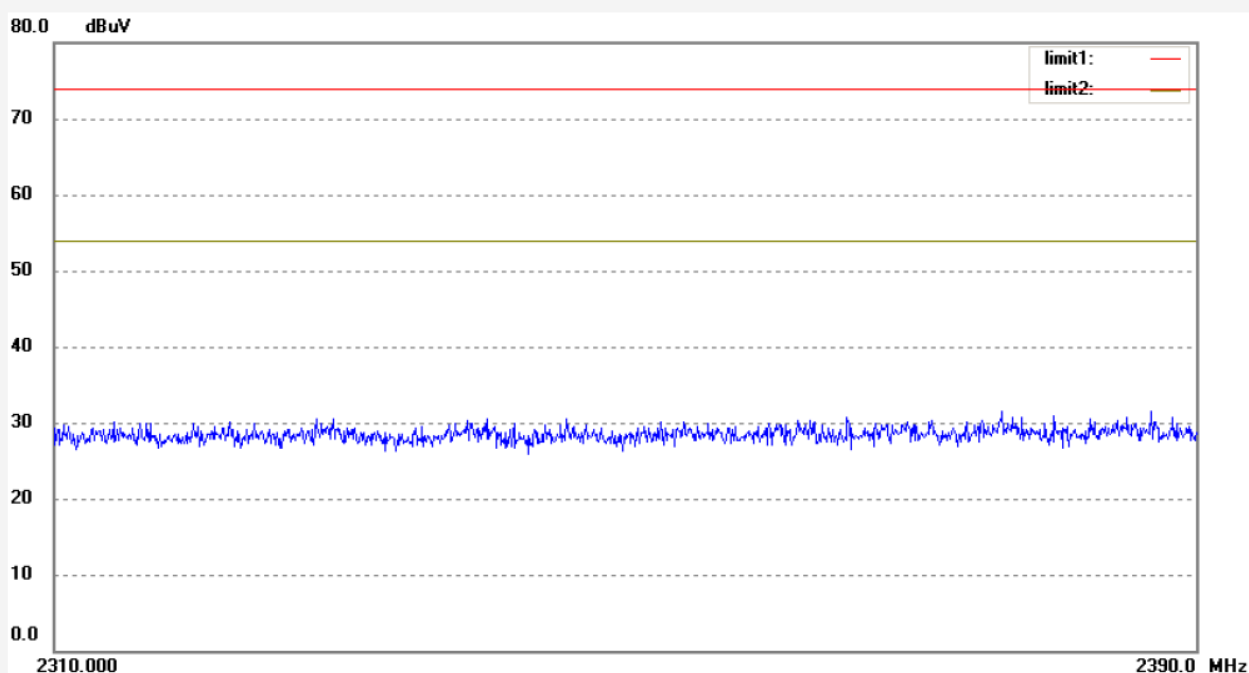
Date: 2012/07/20

Time: 5:51:26

Engineer Signature: Ricky

Distance: 3m

Note:



No.	Freq. (MHz)	Reading (dBuV)	Factor (dB)	Result (dBuV)	Limit (dBuV)	Margin (dB)	Detector	Height (cm)	Degree (deg.)	Remark
-----	----------------	-------------------	----------------	------------------	-----------------	----------------	----------	----------------	------------------	--------

Transmitting(hopping mode) Restricted Band Spurious:



ACCURATE TECHNOLOGY CO., LTD.

F1,Bldg.A,Changyuan New Material Port Keyuan Rd,
Science & Industry Park,Nanshan Shenzhen,P.R.China

Site: 1# Chamber

Tel:+86-0755-26503290

Fax:+86-0755-26503396

Job No.: DAZA #344

Standard: FCC PART 15.209

Test item: Radiation Test

Temp.(C)/Hum.(%) 24 C / 48 %

EUT: Attacknid, Combat Creatures

Mode: Transmitting(hopping mode)

Model: CC-1001

Manufacturer: Hui Xing Cheng(Shenzhen) Technology Company Limited.

Polarization: Vertical

Power Source:

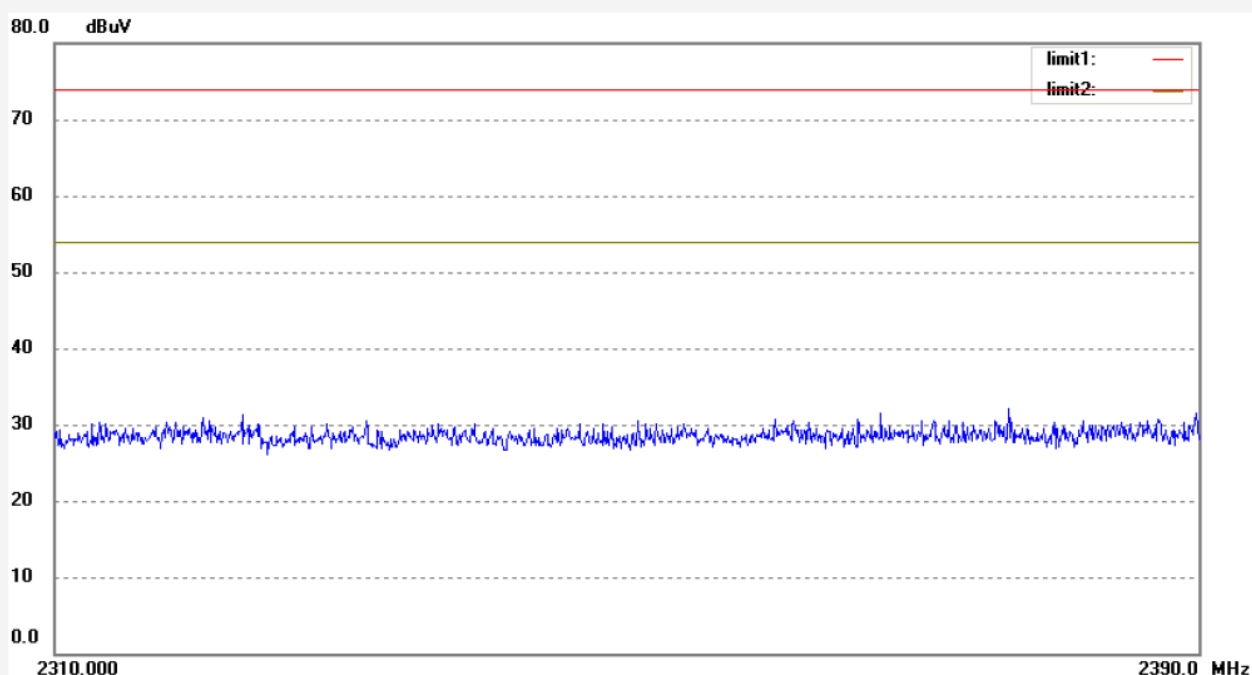
Date: 2012/07/20

Time: 5:50:01

Engineer Signature: Ricky

Distance: 3m

Note:



No.	Freq. (MHz)	Reading (dBuV)	Factor (dB)	Result (dBuV)	Limit (dBuV)	Margin (dB)	Detector	Height (cm)	Degree (deg.)	Remark
-----	----------------	-------------------	----------------	------------------	-----------------	----------------	----------	----------------	------------------	--------

Transmitting(hopping mode) Restricted Band Spurious:



ACCURATE TECHNOLOGY CO., LTD.

F1,Bldg,A,Changyuan New Material Port Keyuan Rd,
Science & Industry Park,Nanshan Shenzhen,P.R.China

Site: 1# Chamber

Tel:+86-0755-26503290

Fax:+86-0755-26503396

Job No.: DAZA #340

Standard: FCC PART 15.209

Test item: Radiation Test

Temp.(C)/Hum.(%) 24 C / 48 %

EUT: Attacknid, Combat Creatures

Mode: Transmitting(hopping mode)

Model: CC-1001

Manufacturer:Hui Xing Cheng(Shenzhen) Technology Company Limited.

Polarization: Horizontal

Power Source:

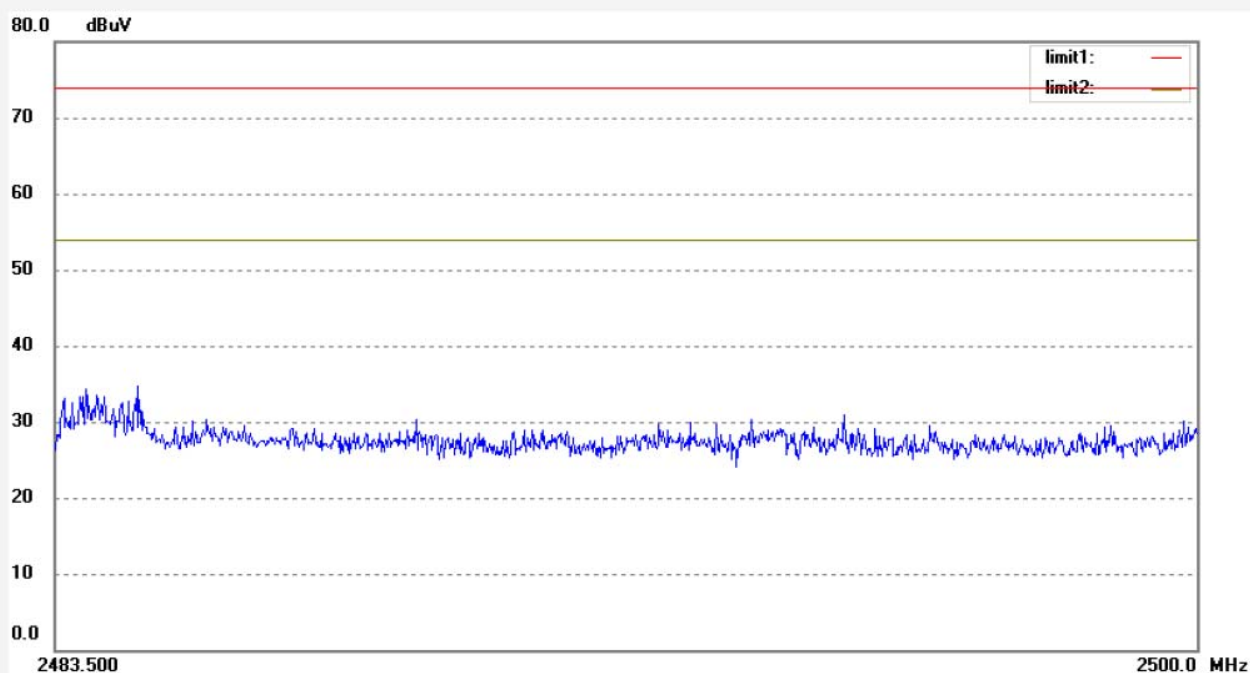
Date: 2013/07/20

Time: 6:19:26

Engineer Signature: Ricky

Distance: 3m

Note:



No.	Freq. (MHz)	Reading (dBuV)	Factor (dB)	Result (dBuV)	Limit (dBuV)	Margin (dB)	Detector	Height (cm)	Degree (deg.)	Remark
-----	----------------	-------------------	----------------	------------------	-----------------	----------------	----------	----------------	------------------	--------

Transmitting(hopping mode) Restricted Band Spurious:



ACCURATE TECHNOLOGY CO., LTD.

F1,Bldg,A,Changyuan New Material Port Keyuan Rd,
Science & Industry Park,Nanshan Shenzhen,P.R.China

Site: 1# Chamber

Tel:+86-0755-26503290

Fax:+86-0755-26503396

Job No.: DAZA #341

Standard: FCC PART 15.209

Test item: Radiation Test

Temp.(C)/Hum.(%) 24 C / 48 %

EUT: Attacknid, Combat CreaturesAttacknid, Combat Creatures

Mode: Transmitting(hopping mode)

Model: CC-1001

Manufacturer:Hui Xing Cheng(Shenzhen) Technology Company Limited.

Polarization: Vertical

Power Source:

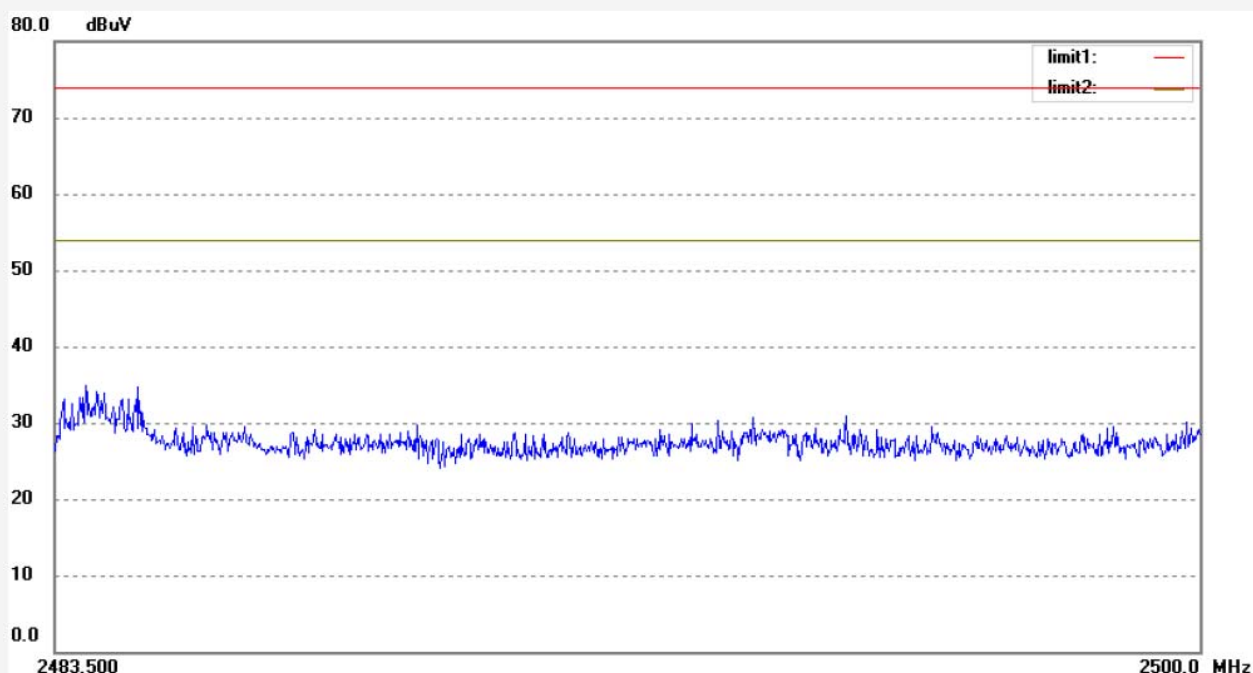
Date: 2012/07/25

Time: 6:19:26

Engineer Signature: Ricky

Distance: 3m

Note:



No.	Freq. (MHz)	Reading (dBuV)	Factor (dB)	Result (dBuV)	Limit (dBuV)	Margin (dB)	Detector	Height (cm)	Degree (deg.)	Remark
-----	----------------	-------------------	----------------	------------------	-----------------	----------------	----------	----------------	------------------	--------