

12. TEST CONFIGURATION POSITIONS


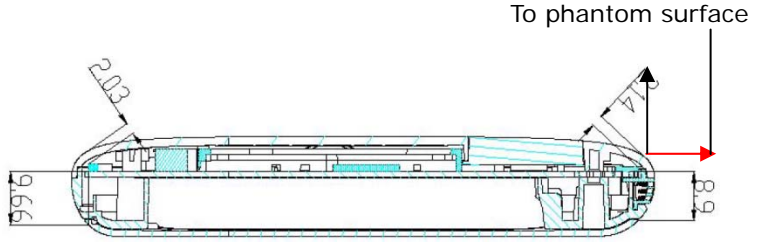


12.1 The exterior of the device

	
· Position: Front of EUT	· Position: Rear of EUT
	
· Position: Bottom of EUT	· Position: Top of EUT
	
· Position: Right of EUT	· Position: Left of EUT

## 12. TEST CONFIGURATION POSITIONS (Continued)

### 12.2 The following test configurations have been applied in this test report:

SAR test was performed with following two orientations on the following closest separation distance to the edge or surface with all modulations by positioning the modem 1 cm away from the flat phantom ( air-gap ).  
(Refer to attached manufacturer's drawings to determine closest separation between antenna and surfaces or edges)

	
<p><b>Test position A: Laptop Model : PSME4K-014001 (Front)</b> The front of the EUT face to the phantom with 10 mm separation distance.</p>	
	
<p><b>Test position B: Laptop Model : PSME4K-014001 (Front Curve)</b> The front of the EUT face to the phantom with 10 mm separation distance.</p>	