



HCT Co., Ltd.

74, Seoicheon-ro 578beon-gil, Majang-myeon, Icheon-si, Gyeonggi-do, 17383 KOREA

Tel. +82 31 634 6300 Fax. +82 31 645 6401

## Appendix A: Test Setup Photo

FCC ID: YCO-IML-C6400W

File No.

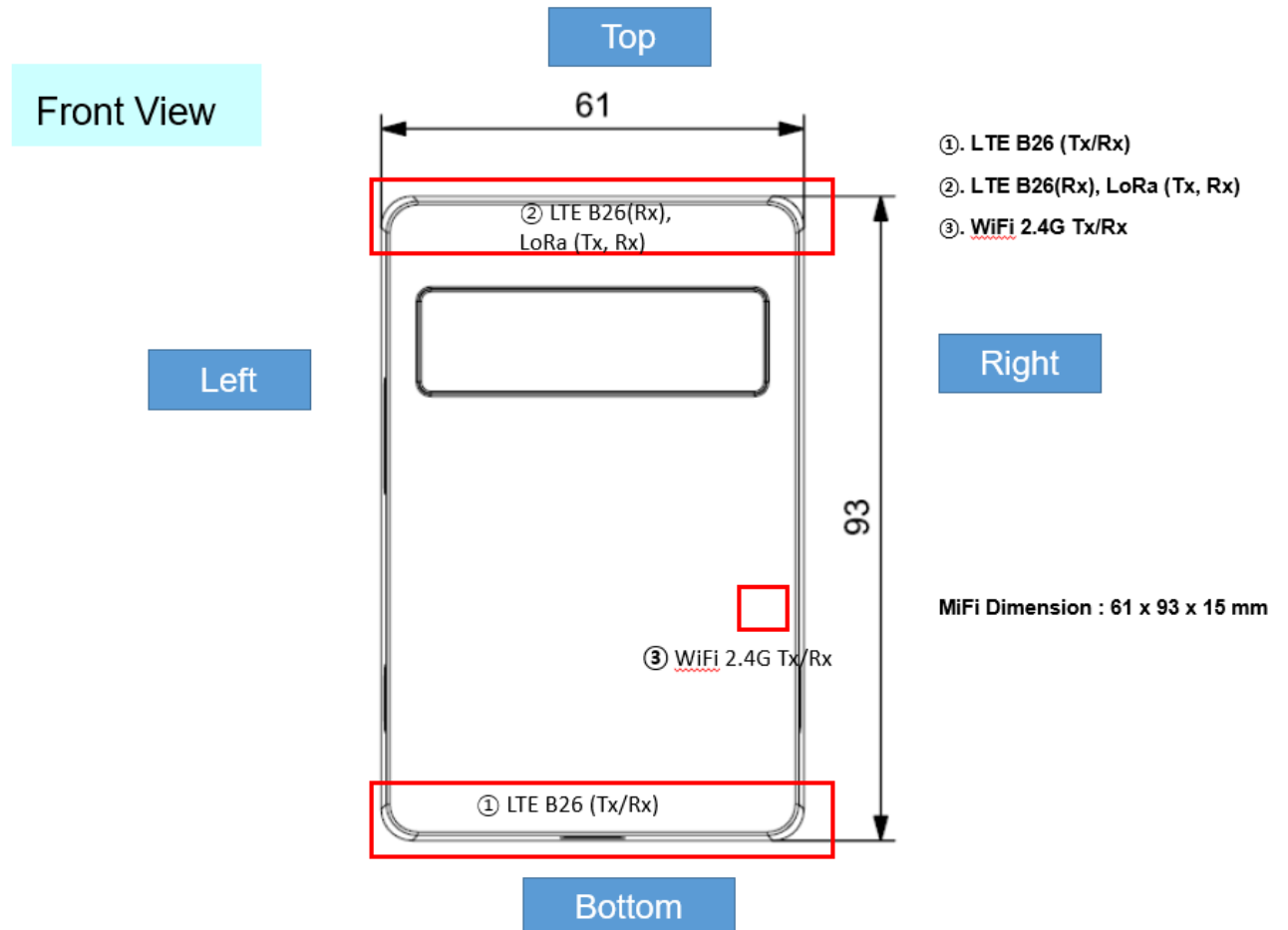
HCT-SR-2301-FC004-P

### REVISION HISTORY

The revision history for this document is shown in table.

Revision No.	Date of Issue	Description
0	Feb. 01, 2023	Initial Release


## DUT Antenna Information



SAR Test Setup Photo.

## 1. Body (SAM Phantom)

## 1.1 Body All View (SAM Phantom)



## 1.2 Rear View (SAM Phantom)



The distance is 0 mm apart from the phantom




The distance is 10 mm apart from the phantom



The distance is 0 mm apart from the phantom (DUT Holder)

### 1.3 Front View (SAM Phantom)



The distance is 0 mm apart from the phantom




The distance is 10 mm apart from the phantom

#### 1.4 Left View (SAM Phantom)



The distance is 0 mm apart from the phantom



The distance is 10 mm apart from the phantom

### 1.5 Right View (SAM Phantom)



The distance is 0 mm apart from the phantom



The distance is 10 mm apart from the phantom



### 1.6 Top View (SAM Phantom)



The distance is 0 mm apart from the phantom



The distance is 10 mm apart from the phantom

### 1.7 Bottom View (SAM Phantom)



The distance is 0 mm apart from the phantom



The distance is 10 mm apart from the phantom