



Appendix B. SAR Plots of SAR Measurement

The SAR plots for highest measured SAR in each exposure configuration, wireless mode and frequency band combination, and measured SAR > 1.5 W/kg are shown as follows.

P01 GSM850_GPRS11_Left Cheek_Ch251_Sample 2**DUT: 131227C13**

Communication System: GPRS11; Frequency: 848.8 MHz; Duty Cycle: 1:2.67

Medium: H835_0117 Medium parameters used: $f = 849$ MHz; $\sigma = 0.905$ S/m; $\epsilon_r = 42.821$; $\rho = 1000$ kg/m³

Ambient Temperature : 22.2°C; Liquid Temperature : 21.1 °C

DASY5 Configuration:

- Probe: EX3DV4 - SN3590; ConvF(10.52, 10.52, 10.52); Calibrated: 2013/02/20;
- Sensor-Surface: 2mm (Mechanical Surface Detection)
- Electronics: DAE4 Sn861; Calibrated: 2013/03/19
- Phantom: SAM Phantom_Front; Type: SAM V4.0; Serial: TP 1202
- Measurement SW: DASY52, Version 52.8 (7); SEMCAD X Version 14.6.10 (7164)

- Area Scan (61x111x1): Interpolated grid: dx=1.500 mm, dy=1.500 mm

Maximum value of SAR (interpolated) = 0.407 W/kg


- Zoom Scan (5x5x7)/Cube 0: Measurement grid: dx=8mm, dy=8mm, dz=5mm

Reference Value = 8.022 V/m; Power Drift = -0.06 dB

Peak SAR (extrapolated) = 0.428 W/kg

SAR(1 g) = 0.343 W/kg; SAR(10 g) = 0.263 W/kg

Maximum value of SAR (measured) = 0.387 W/kg



P02 GSM1900_GPRS11_Right Cheek_Ch661_Sample 1**DUT: 131227C13**

Communication System: GPRS11; Frequency: 1880 MHz; Duty Cycle: 1:2.67

Medium: H1900_0121 Medium parameters used: $f = 1880$ MHz; $\sigma = 1.399$ S/m; $\epsilon_r = 39.356$; $\rho = 1000$ kg/m³

Ambient Temperature : 21.1 °C; Liquid Temperature : 20.2 °C

DASY5 Configuration:

- Probe: EX3DV4 - SN3801; ConvF(7.67, 7.67, 7.67); Calibrated: 2013/06/20;
- Sensor-Surface: 2mm (Mechanical Surface Detection)
- Electronics: DAE3 Sn579; Calibrated: 2013/04/24
- Phantom: SAM Phantom_Front; Type: SAM V4.0; Serial: TP 1127
- Measurement SW: DASY52, Version 52.8 (7); SEMCAD X Version 14.6.10 (7164)

- Area Scan (61x111x1): Interpolated grid: $dx=1.500$ mm, $dy=1.500$ mm

Maximum value of SAR (interpolated) = 0.0579 W/kg

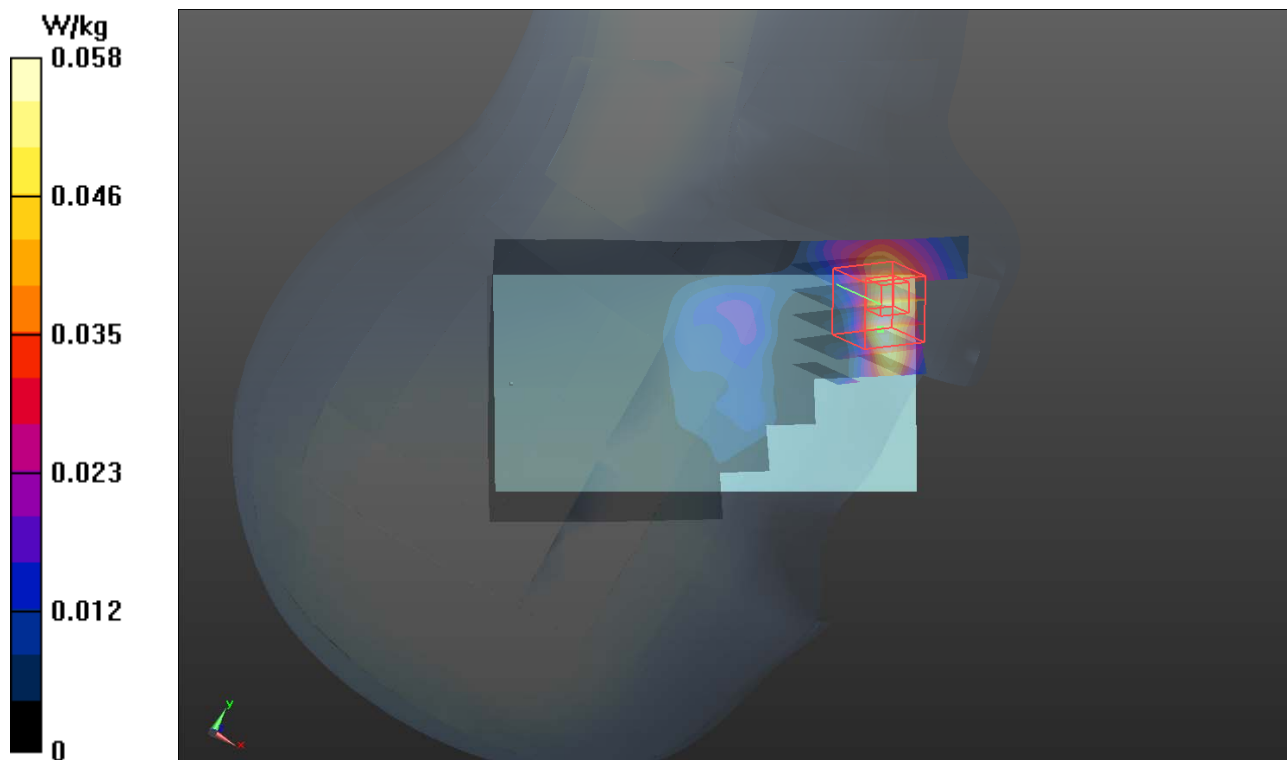
- Zoom Scan (5x5x7)/Cube 0: Measurement grid: $dx=8$ mm, $dy=8$ mm, $dz=5$ mm

Reference Value = 0 V/m; Power Drift = 0.00 dB

Peak SAR (extrapolated) = 0.0550 W/kg

SAR(1 g) = 0.034 W/kg; SAR(10 g) = 0.019 W/kg

Maximum value of SAR (measured) = 0.0434 W/kg



P03 WCDMA II_RMC12.2K_Left Cheek_Ch9262_Sample 1**DUT: 131227C13**

Communication System: WCDMA; Frequency: 1852.4 MHz; Duty Cycle: 1:1

Medium: H1900_0121 Medium parameters used: $f = 1852.4$ MHz; $\sigma = 1.365$ S/m; $\epsilon_r = 39.513$; $\rho = 1000$ kg/m³

Ambient Temperature : 21.1 °C; Liquid Temperature : 20.2 °C

DASY5 Configuration:

- Probe: EX3DV4 - SN3801; ConvF(7.67, 7.67, 7.67); Calibrated: 2013/06/20;
- Sensor-Surface: 2mm (Mechanical Surface Detection)
- Electronics: DAE3 Sn579; Calibrated: 2013/04/24
- Phantom: SAM Phantom_Front; Type: SAM V4.0; Serial: TP 1127
- Measurement SW: DASY52, Version 52.8 (7); SEMCAD X Version 14.6.10 (7164)

- Area Scan (61x111x1): Interpolated grid: dx=1.500 mm, dy=1.500 mm

Maximum value of SAR (interpolated) = 0.173 W/kg

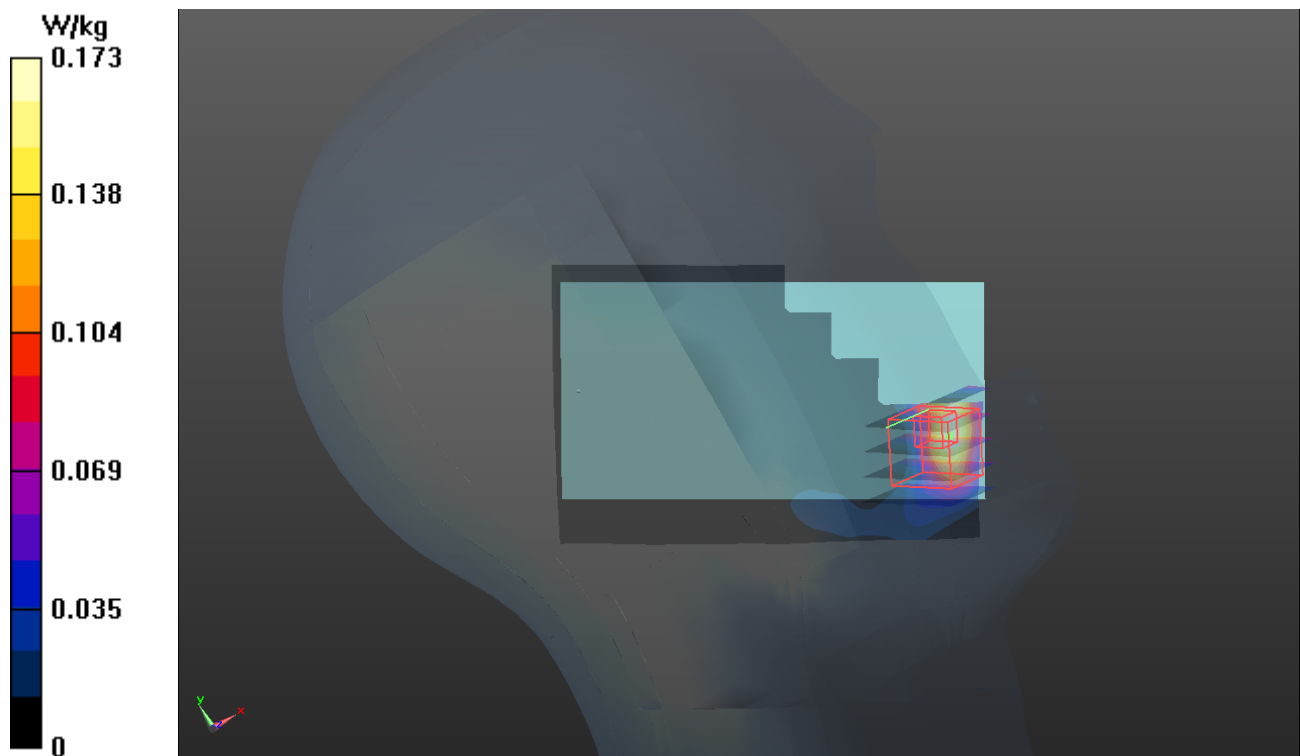
- Zoom Scan (5x5x7)/Cube 0: Measurement grid: dx=8mm, dy=8mm, dz=5mm

Reference Value = 0 V/m; Power Drift = 0.00 dB

Peak SAR (extrapolated) = 0.141 W/kg

SAR(1 g) = 0.081 W/kg; SAR(10 g) = 0.043 W/kg

Maximum value of SAR (measured) = 0.109 W/kg



P04 WCDMA V_RMC12.2K_Left Cheek_Ch4182_Sample 1**DUT: 131227C13**

Communication System: WCDMA; Frequency: 836.4 MHz; Duty Cycle: 1:1

Medium: H835_0121 Medium parameters used: $f = 836.4$ MHz; $\sigma = 0.9$ S/m; $\epsilon_r = 41.948$; $\rho = 1000$ kg/m³

Ambient Temperature : 21.2 °C; Liquid Temperature : 20.3 °C

DASY5 Configuration:

- Probe: EX3DV4 - SN3801; ConvF(9, 9, 9); Calibrated: 2013/06/20;
- Sensor-Surface: 2mm (Mechanical Surface Detection)
- Electronics: DAE3 Sn579; Calibrated: 2013/04/24
- Phantom: SAM Phantom_Right; Type: QD000P40CC; Serial: TP:1496
- Measurement SW: DASY52, Version 52.8 (7); SEMCAD X Version 14.6.10 (7164)

- Area Scan (61x111x1): Interpolated grid: dx=1.500 mm, dy=1.500 mm

Maximum value of SAR (interpolated) = 0.209 W/kg


- Zoom Scan (5x5x7)/Cube 0: Measurement grid: dx=8mm, dy=8mm, dz=5mm

Reference Value = 5.664 V/m; Power Drift = 0.14 dB

Peak SAR (extrapolated) = 0.220 W/kg

SAR(1 g) = 0.180 W/kg; SAR(10 g) = 0.141 W/kg

Maximum value of SAR (measured) = 0.202 W/kg



P05 802.11b_Right Cheek_Ch1_Sample 1**DUT: 131227C13**

Communication System: WLAN_2.4G; Frequency: 2412 MHz; Duty Cycle: 1:1

Medium: H2450_0117 Medium parameters used: $f = 2412$ MHz; $\sigma = 1.777$ S/m; $\epsilon_r = 39.004$; $\rho = 1000$ kg/m³

Ambient Temperature : 22.2 °C; Liquid Temperature : 21.4 °C

DASY5 Configuration:

- Probe: EX3DV4 - SN3650; ConvF(6.99, 6.99, 6.99); Calibrated: 2013/04/30;
- Sensor-Surface: 2mm (Mechanical Surface Detection)
- Electronics: DAE3 Sn360; Calibrated: 2013/01/30
- Phantom: SAM Phantom_Front; Type: SAM V4.0; Serial: TP 1654
- Measurement SW: DASY52, Version 52.8 (7); SEMCAD X Version 14.6.10 (7164)

- Area Scan (71x131x1): Interpolated grid: $dx=1.200$ mm, $dy=1.200$ mm

Maximum value of SAR (interpolated) = 0.898 W/kg

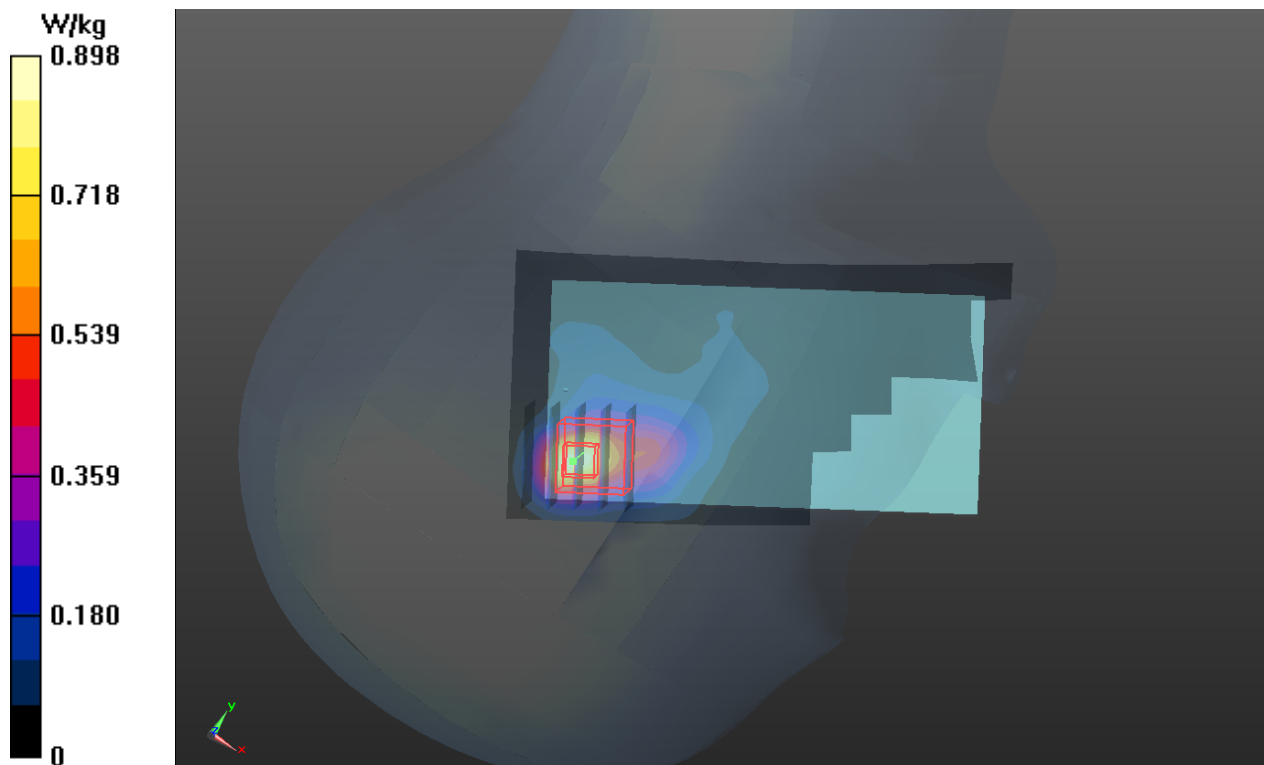
- Zoom Scan (5x5x7)/Cube 0: Measurement grid: $dx=8$ mm, $dy=8$ mm, $dz=5$ mm

Reference Value = 6.849 V/m; Power Drift = 0.05 dB

Peak SAR (extrapolated) = 1.36 W/kg

SAR(1 g) = 0.554 W/kg; SAR(10 g) = 0.254 W/kg

Maximum value of SAR (measured) = 0.929 W/kg



P06 GSM850_GPRS11_Front Face_1cm_Ch251_Sample 2**DUT: 131227C13**

Communication System: GPRS11; Frequency: 848.8 MHz; Duty Cycle: 1:2.67

Medium: B835_0122 Medium parameters used: $f = 849$ MHz; $\sigma = 0.986$ S/m; $\epsilon_r = 54.951$; $\rho = 1000$ kg/m³

Ambient Temperature : 21.3 °C; Liquid Temperature : 20.4 °C

DASY5 Configuration:

- Probe: EX3DV4 - SN3801; ConvF(9.13, 9.13, 9.13); Calibrated: 2013/06/20;
- Sensor-Surface: 2mm (Mechanical Surface Detection)
- Electronics: DAE3 Sn579; Calibrated: 2013/04/24
- Phantom: SAM Phantom_Right; Type: QD000P40CC; Serial: TP:1496
- Measurement SW: DASY52, Version 52.8 (7); SEMCAD X Version 14.6.10 (7164)

- Area Scan (61x101x1): Interpolated grid: dx=1.500 mm, dy=1.500 mm

Maximum value of SAR (interpolated) = 0.884 W/kg

- Zoom Scan (5x5x7)/Cube 0: Measurement grid: dx=8mm, dy=8mm, dz=5mm

Reference Value = 26.463 V/m; Power Drift = -0.06 dB

Peak SAR (extrapolated) = 1.12 W/kg

SAR(1 g) = 0.735 W/kg; SAR(10 g) = 0.504 W/kg

Maximum value of SAR (measured) = 0.914 W/kg

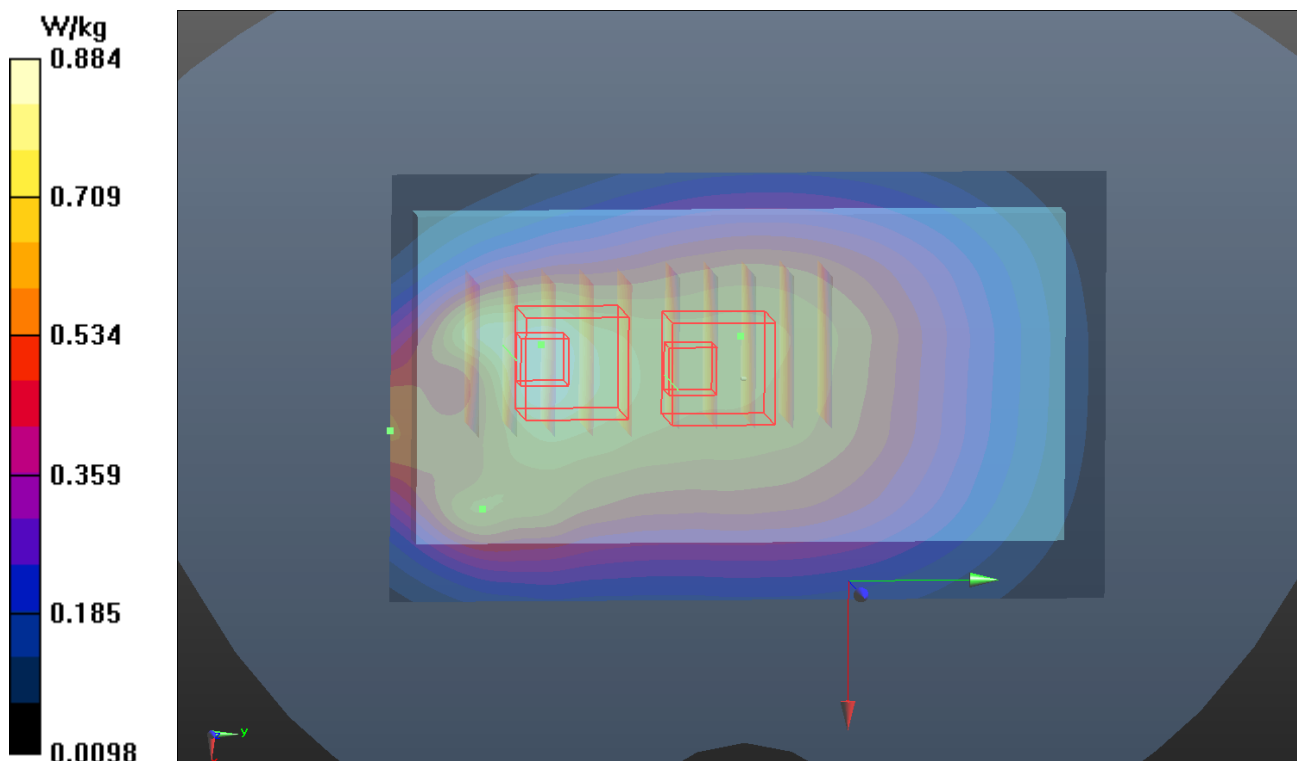
- Zoom Scan (5x5x7)/Cube 1: Measurement grid: dx=8mm, dy=8mm, dz=5mm

Reference Value = 26.463 V/m; Power Drift = -0.06 dB

Peak SAR (extrapolated) = 0.753 W/kg

SAR(1 g) = 0.595 W/kg; SAR(10 g) = 0.461 W/kg

Maximum value of SAR (measured) = 0.684 W/kg



P07 GSM1900_GPRS11_Front Face_1cm_Ch661_Sample 1**DUT: 131227C13**

Communication System: GPRS11; Frequency: 1880 MHz; Duty Cycle: 1:2.67

Medium: B1900_0122 Medium parameters used: $f = 1880$ MHz; $\sigma = 1.527$ S/m; $\epsilon_r = 51.312$; $\rho = 1000$ kg/m³

Ambient Temperature : 21.4 °C; Liquid Temperature : 20.3 °C

DASY5 Configuration:

- Probe: EX3DV4 - SN3801; ConvF(7.23, 7.23, 7.23); Calibrated: 2013/06/20;
- Sensor-Surface: 2mm (Mechanical Surface Detection)
- Electronics: DAE3 Sn579; Calibrated: 2013/04/24
- Phantom: SAM Phantom_Front; Type: SAM V4.0; Serial: TP 1127
- Measurement SW: DASY52, Version 52.8 (7); SEMCAD X Version 14.6.10 (7164)

- Area Scan (61x101x1): Interpolated grid: $dx=1.500$ mm, $dy=1.500$ mm

Maximum value of SAR (interpolated) = 0.776 W/kg

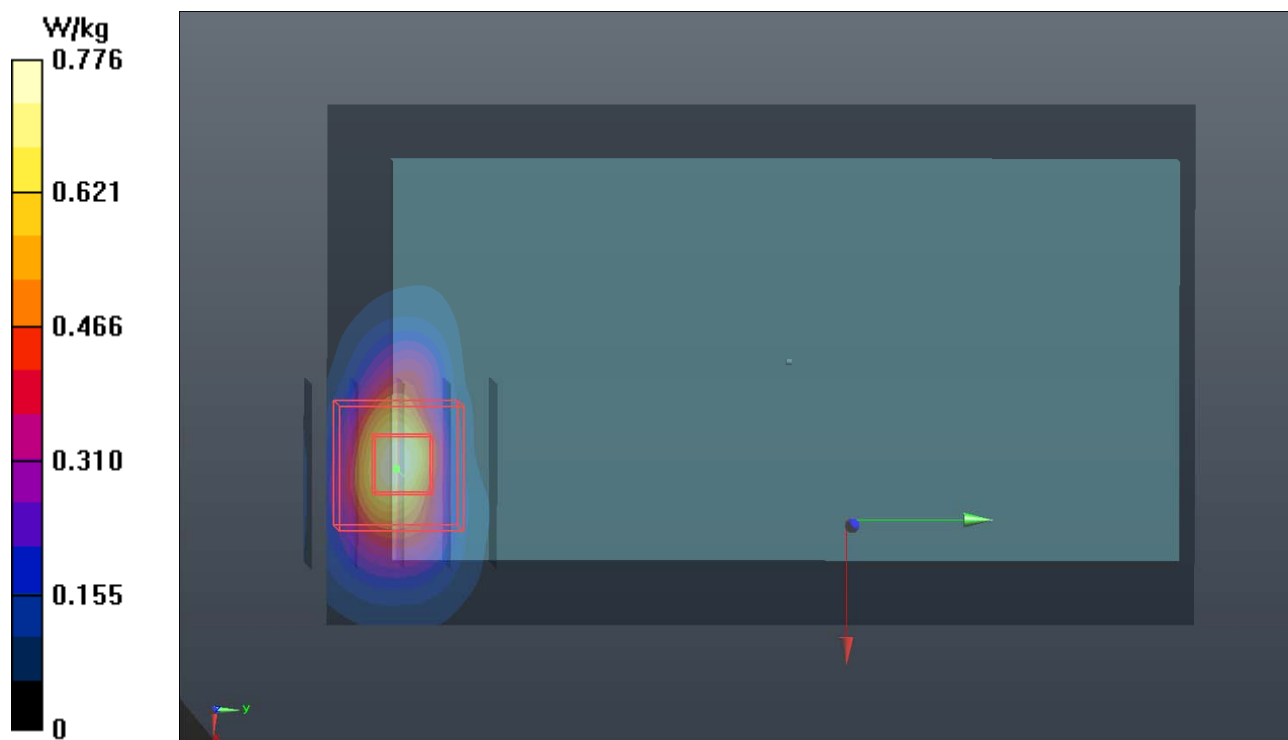
- Zoom Scan (5x5x7)/Cube 0: Measurement grid: $dx=8$ mm, $dy=8$ mm, $dz=5$ mm

Reference Value = 0.961 V/m; Power Drift = 0.14 dB

Peak SAR (extrapolated) = 0.917 W/kg

SAR(1 g) = 0.517 W/kg; SAR(10 g) = 0.250 W/kg

Maximum value of SAR (measured) = 0.712 W/kg



P08 WCDMA II_RMC12.2K_Front Face_1cm_Ch9262_Sample 1**DUT: 131227C13**

Communication System: WCDMA; Frequency: 1852.4 MHz; Duty Cycle: 1:1

Medium: B1900_0122 Medium parameters used: $f = 1852.4$ MHz; $\sigma = 1.495$ S/m; $\epsilon_r = 51.437$; $\rho = 1000$ kg/m³

Ambient Temperature : 21.4 °C; Liquid Temperature : 20.3 °C

DASY5 Configuration:

- Probe: EX3DV4 - SN3801; ConvF(7.23, 7.23, 7.23); Calibrated: 2013/06/20;
- Sensor-Surface: 2mm (Mechanical Surface Detection)
- Electronics: DAE3 Sn579; Calibrated: 2013/04/24
- Phantom: SAM Phantom_Front; Type: SAM V4.0; Serial: TP 1127
- Measurement SW: DASY52, Version 52.8 (7); SEMCAD X Version 14.6.10 (7164)

- Area Scan (61x101x1): Interpolated grid: dx=1.500 mm, dy=1.500 mm

Maximum value of SAR (interpolated) = 1.38 W/kg

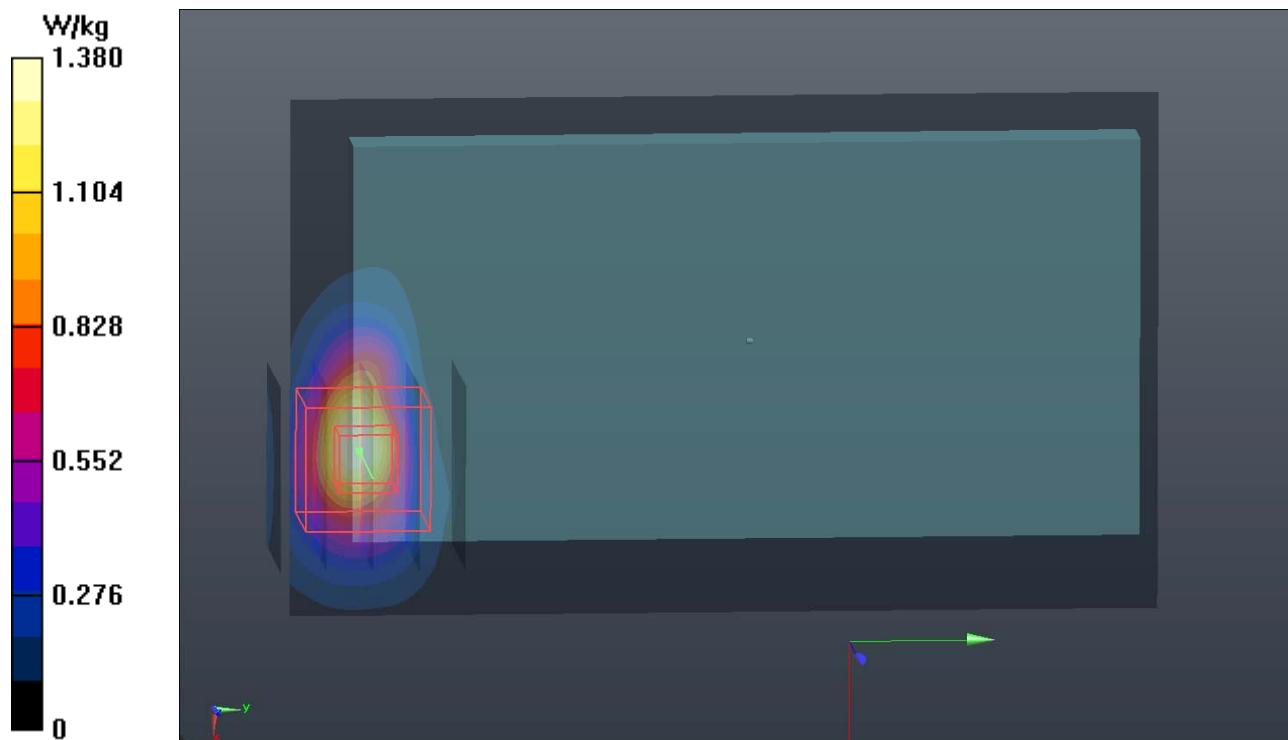
- Zoom Scan (5x5x7)/Cube 0: Measurement grid: dx=8mm, dy=8mm, dz=5mm

Reference Value = 0.926 V/m; Power Drift = -0.08 dB

Peak SAR (extrapolated) = 1.31 W/kg

SAR(1 g) = 0.773 W/kg; SAR(10 g) = 0.391 W/kg

Maximum value of SAR (measured) = 1.05 W/kg



P09 WCDMA V_RMC12.2K_Front Face_1cm_Ch4182_Sample 1

DUT: 131227C13

Communication System: WCDMA; Frequency: 836.4 MHz; Duty Cycle: 1:1

Medium: B835_0122 Medium parameters used: $f = 836.4$ MHz; $\sigma = 0.972$ S/m; $\epsilon_r = 55.04$; $\rho = 1000$ kg/m³

Ambient Temperature : 21.3 °C; Liquid Temperature : 20.4 °C

DASY5 Configuration:

- Probe: EX3DV4 - SN3801; ConvF(9.13, 9.13, 9.13); Calibrated: 2013/06/20;
- Sensor-Surface: 2mm (Mechanical Surface Detection)
- Electronics: DAE3 Sn579; Calibrated: 2013/04/24
- Phantom: SAM Phantom_Right; Type: QD000P40CC; Serial: TP:1496
- Measurement SW: DASY52, Version 52.8 (7); SEMCAD X Version 14.6.10 (7164)

- Area Scan (61x101x1): Interpolated grid: dx=1.500 mm, dy=1.500 mm

Maximum value of SAR (interpolated) = 0.485 W/kg

- Zoom Scan (5x5x7)/Cube 0: Measurement grid: dx=8mm, dy=8mm, dz=5mm

Reference Value = 20.376 V/m; Power Drift = -0.04 dB

Peak SAR (extrapolated) = 0.605 W/kg

SAR(1 g) = 0.409 W/kg; SAR(10 g) = 0.286 W/kg

Maximum value of SAR (measured) = 0.428 W/kg

- Zoom Scan (5x5x7)/Cube 1: Measurement grid: dx=8mm, dy=8mm, dz=5mm

Reference Value = 20.376 V/m; Power Drift = -0.04 dB

Peak SAR (extrapolated) = 0.431 W/kg

SAR(1 g) = 0.346 W/kg; SAR(10 g) = 0.270 W/kg

Maximum value of SAR (measured) = 0.362 W/kg

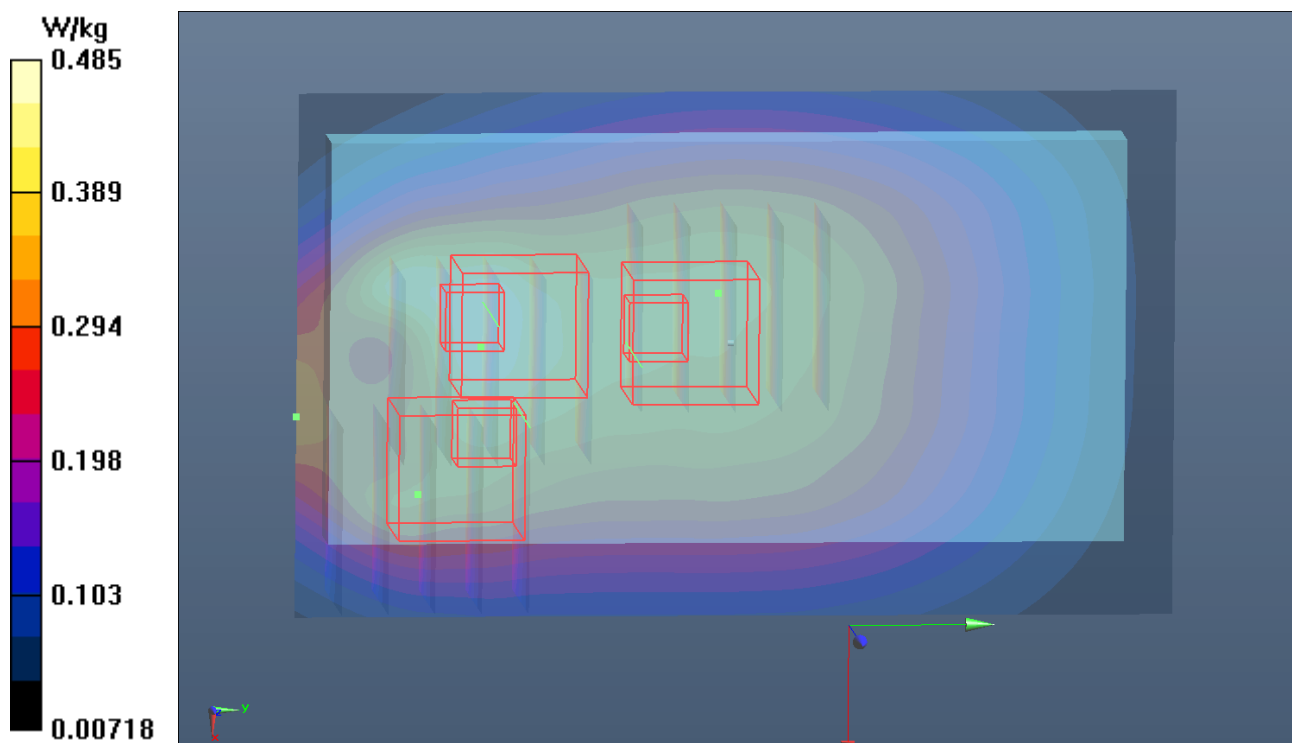
- Zoom Scan (5x5x7)/Cube 2: Measurement grid: dx=8mm, dy=8mm, dz=5mm

Reference Value = 20.376 V/m; Power Drift = -0.04 dB

Peak SAR (extrapolated) = 0.535 W/kg

SAR(1 g) = 0.318 W/kg; SAR(10 g) = 0.181 W/kg

Maximum value of SAR (measured) = 0.371 W/kg



P10 802.11b_Front Face_1cm_Ch1_Sample 1**DUT: 131227C13**

Communication System: WLAN_2.4G; Frequency: 2412 MHz; Duty Cycle: 1:1

Medium: B2450_0122 Medium parameters used: $f = 2412$ MHz; $\sigma = 1.918$ S/m; $\epsilon_r = 51.418$; $\rho = 1000$ kg/m³

Ambient Temperature : 21.1 °C; Liquid Temperature : 20.4 °C

DASY5 Configuration:

- Probe: EX3DV4 - SN3801; ConvF(6.69, 6.69, 6.69); Calibrated: 2013/06/20;
- Sensor-Surface: 2mm (Mechanical Surface Detection)
- Electronics: DAE3 Sn579; Calibrated: 2013/04/24
- Phantom: SAM Phantom_Right; Type: QD000P40CC; Serial: TP:1496
- Measurement SW: DASY52, Version 52.8 (7); SEMCAD X Version 14.6.10 (7164)

- Area Scan (101x141x1): Interpolated grid: $dx=1.200$ mm, $dy=1.200$ mm

Maximum value of SAR (interpolated) = 0.0903 W/kg

- Zoom Scan (5x5x7)/Cube 0: Measurement grid: $dx=8$ mm, $dy=8$ mm, $dz=5$ mm

Reference Value = 4.103 V/m; Power Drift = 0.11 dB

Peak SAR (extrapolated) = 0.124 W/kg

SAR(1 g) = 0.063 W/kg; SAR(10 g) = 0.033 W/kg

Maximum value of SAR (measured) = 0.0851 W/kg

