

## Appendix D. Setup Photographs

<Conducted Emission>


Mode 2




**<Radiated Emission>**

X Plane for 802.11b Tx

LF




HF



Z Plane for 802.11g/n20 Tx

LF



HF

