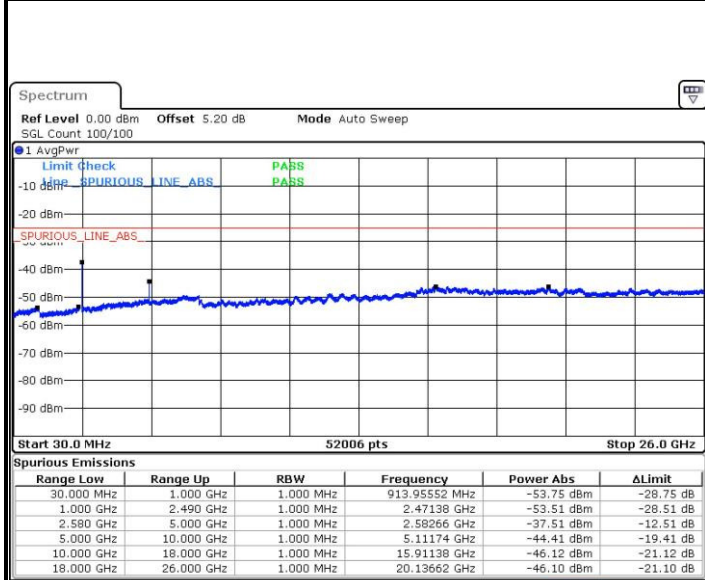




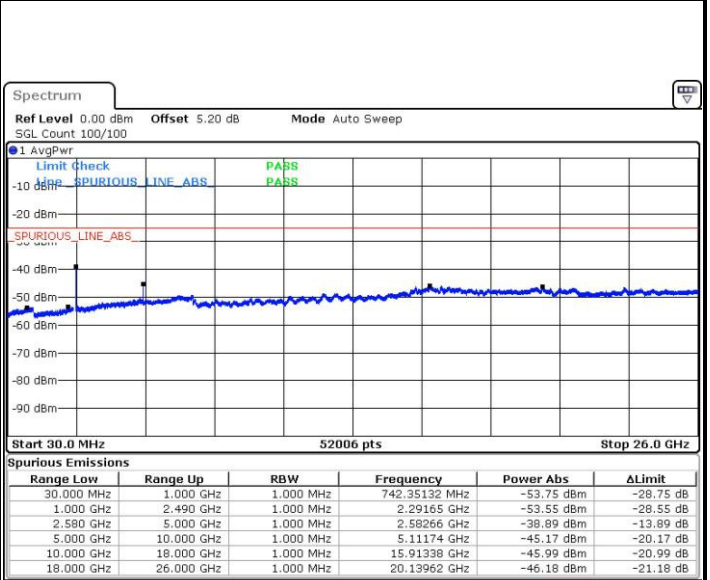
LTE Band7 / 15MHz

Highest Channel / QPSK



Date: 22 JUL 2016 00:23:16

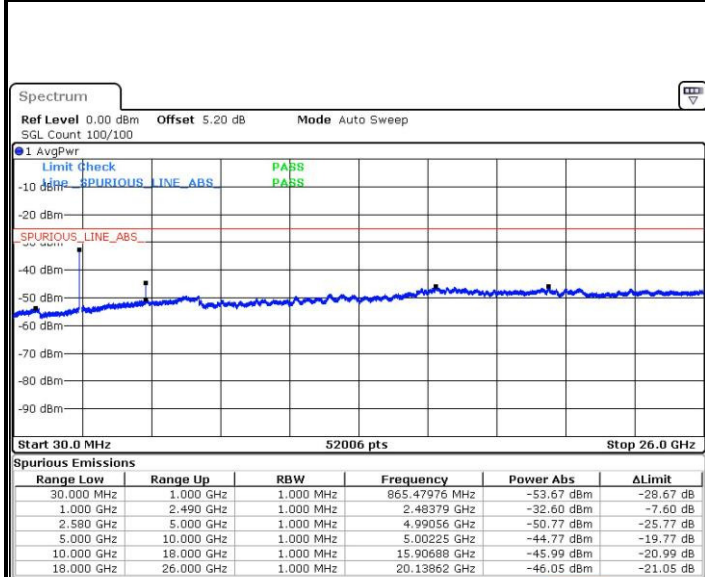
Highest Channel / 16QAM



Date: 22 JUL 2016 00:24:11

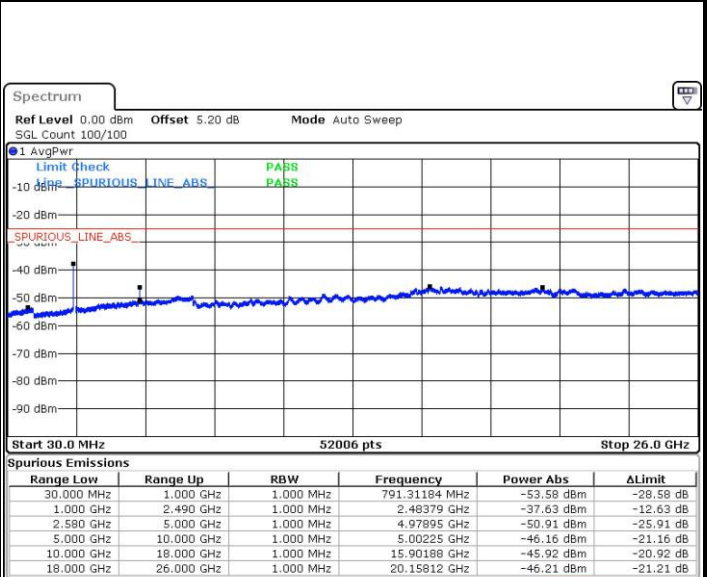
LTE Band 7 / 20MHz

Lowest Channel / QPSK



Date: 22 JUL 2016 00:36:21

Lowest Channel / 16QAM



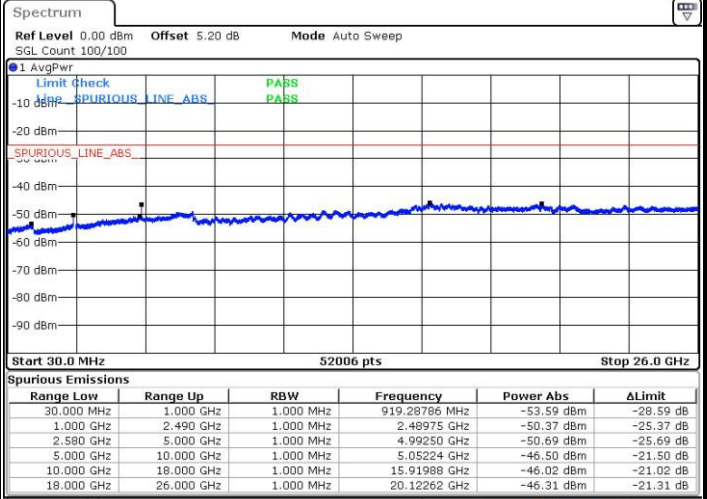
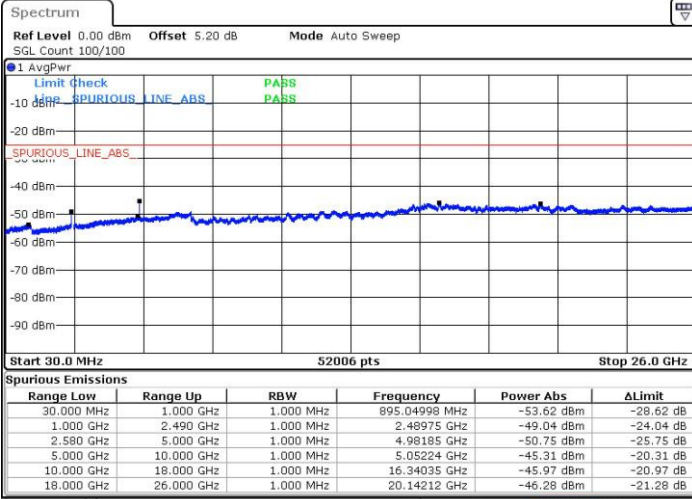
Date: 22 JUL 2016 00:37:16



LTE Band 7 / 20MHz

Middle Channel / QPSK

Middle Channel / 16QAM

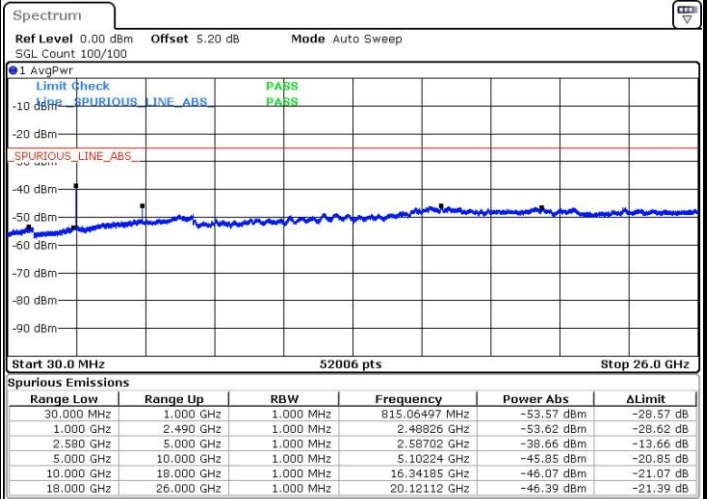
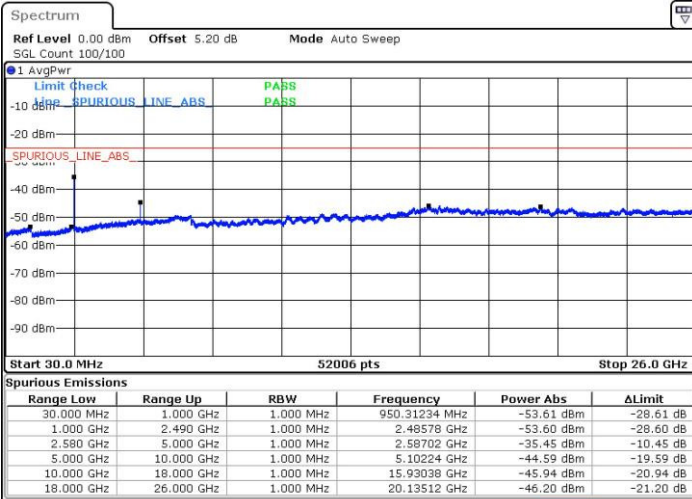


Date: 22 JUL 2016 00:39:05

Date: 22 JUL 2016 00:38:11

Highest Channel / QPSK

Highest Channel / 16QAM



Date: 22 JUL 2016 00:40:00

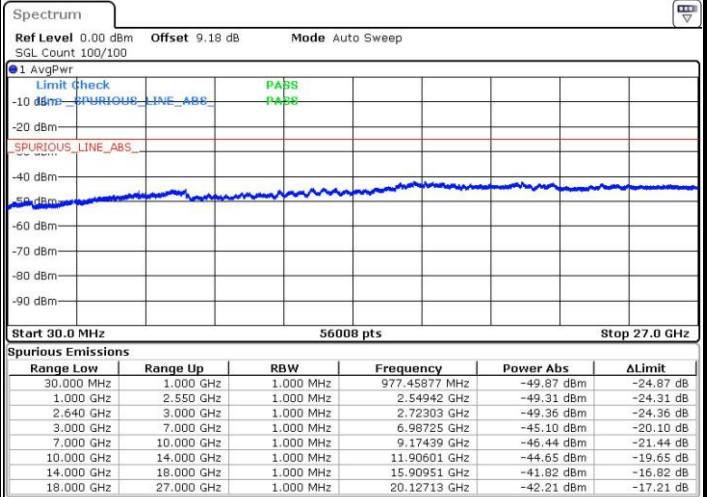
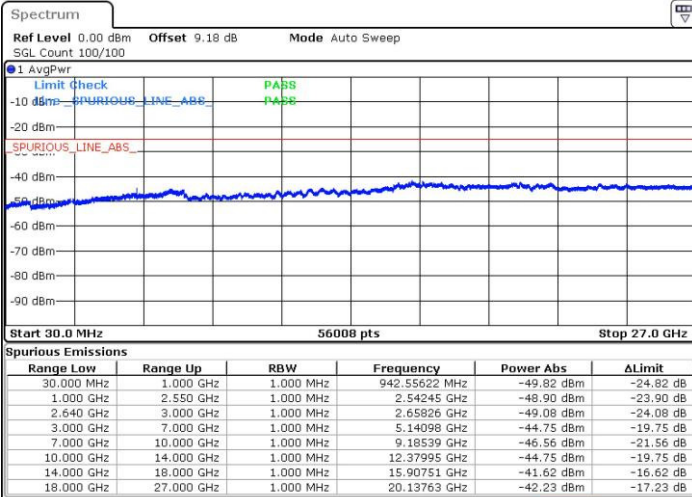
Date: 22 JUL 2016 00:40:54



LTE Band 38 / 5MHz

Lowest Channel / QPSK

Lowest Channel / 16QAM

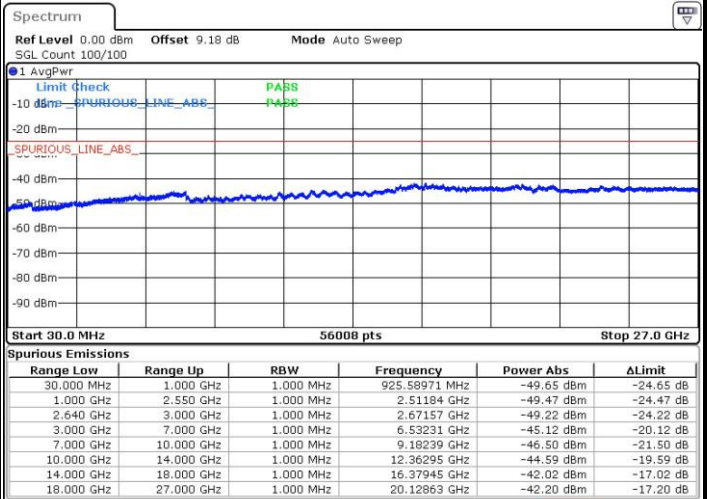
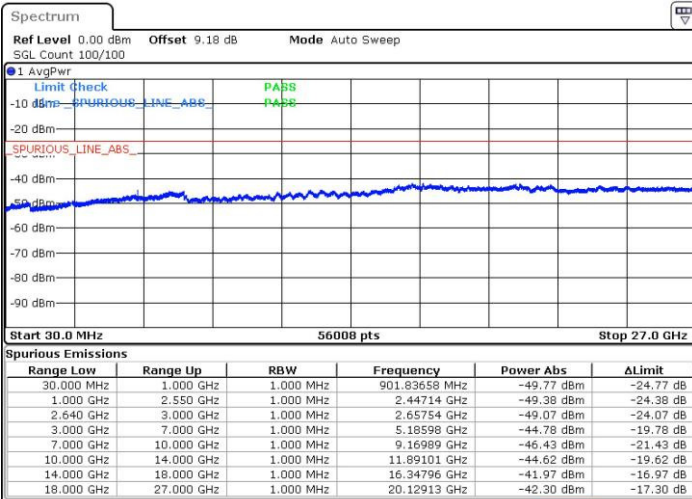


Date: 22 JUL 2016 01:34:51

Date: 22 JUL 2016 01:36:21

Middle Channel / QPSK

Middle Channel / 16QAM



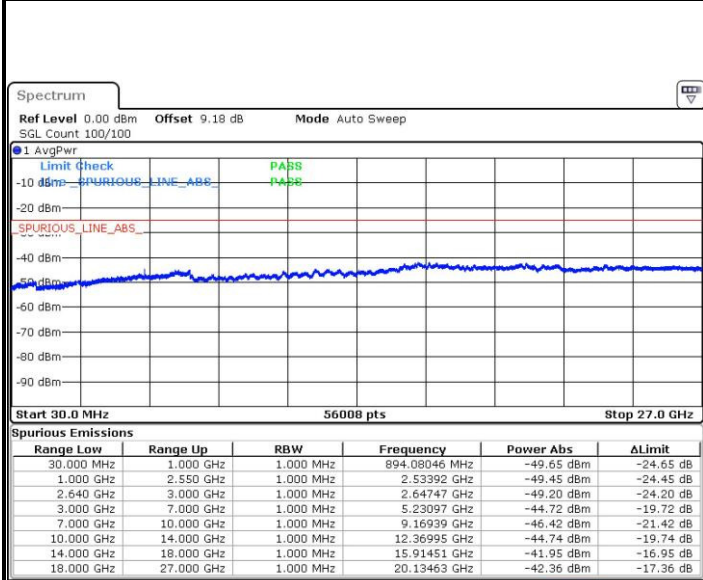
Date: 22 JUL 2016 01:38:54

Date: 22 JUL 2016 01:37:25



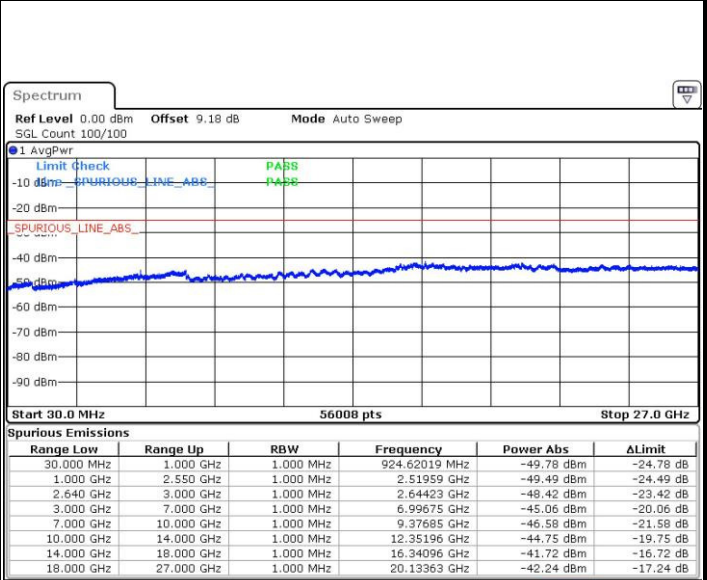
LTE Band 38 / 5MHz

Highest Channel / QPSK



Date: 22 JUL 2016 01:40:27

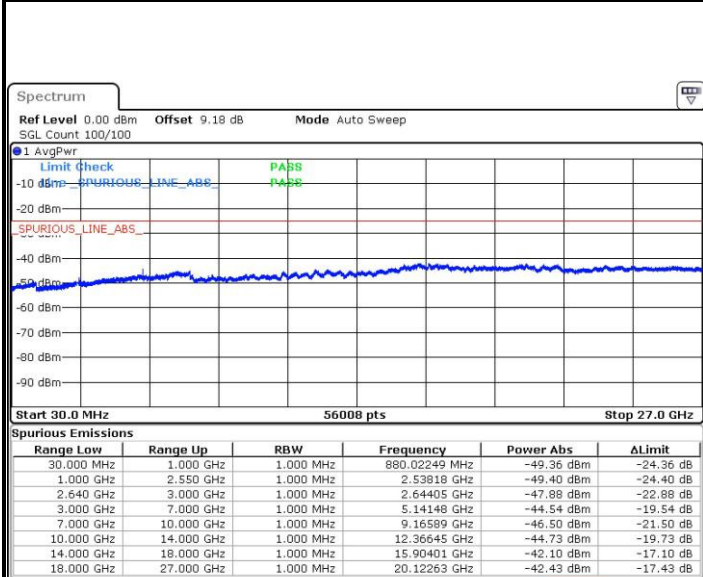
Highest Channel / 16QAM



Date: 22 JUL 2016 01:41:17

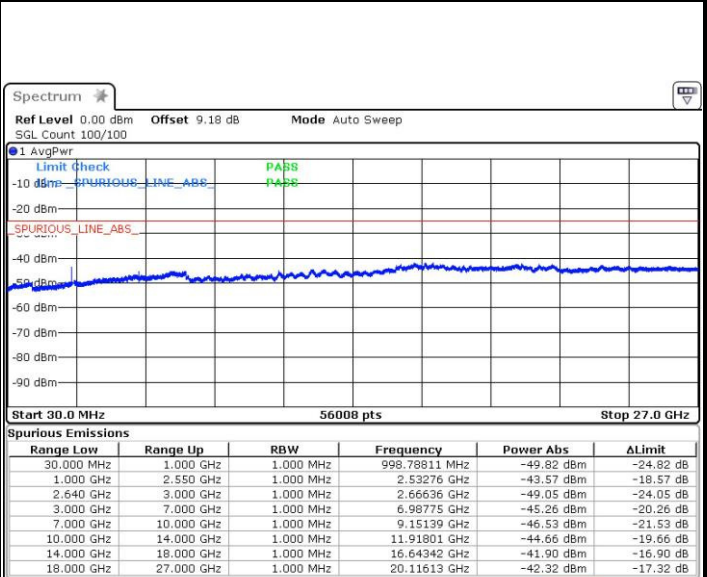
LTE Band 38 / 10MHz

Lowest Channel / QPSK



Date: 22 JUL 2016 02:49:09

Lowest Channel / 16QAM



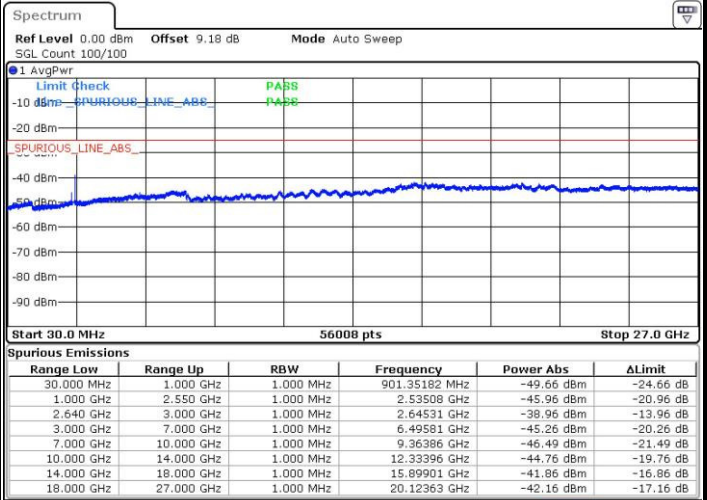
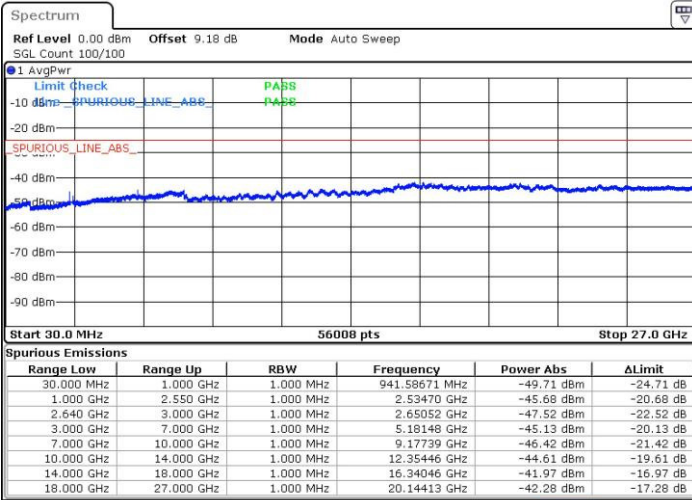
Date: 22 JUL 2016 02:54:58



LTE Band 38 / 10MHz

Middle Channel / QPSK

Middle Channel / 16QAM

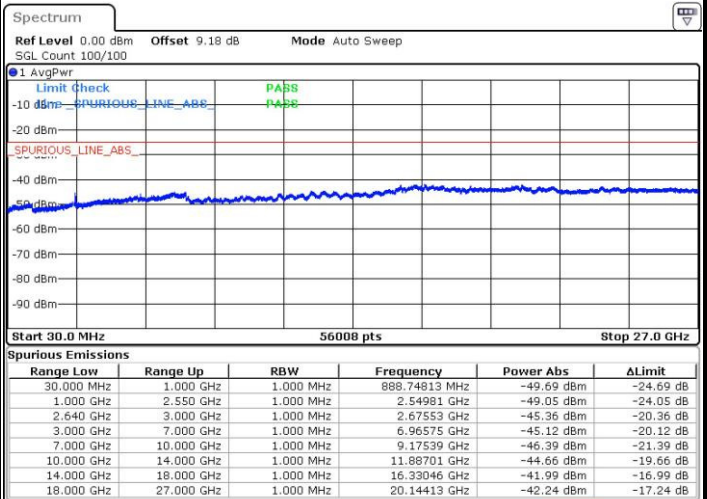
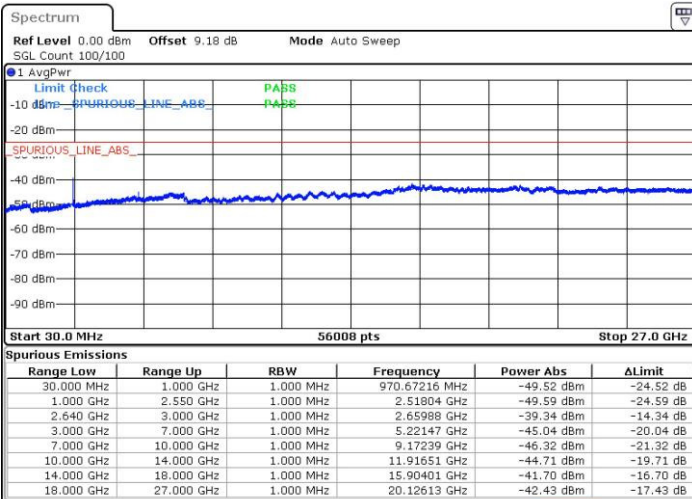


Date: 22 JUL 2016 02:53:35

Date: 22 JUL 2016 02:51:21

Highest Channel / QPSK

Highest Channel / 16QAM



Date: 22 JUL 2016 02:59:29

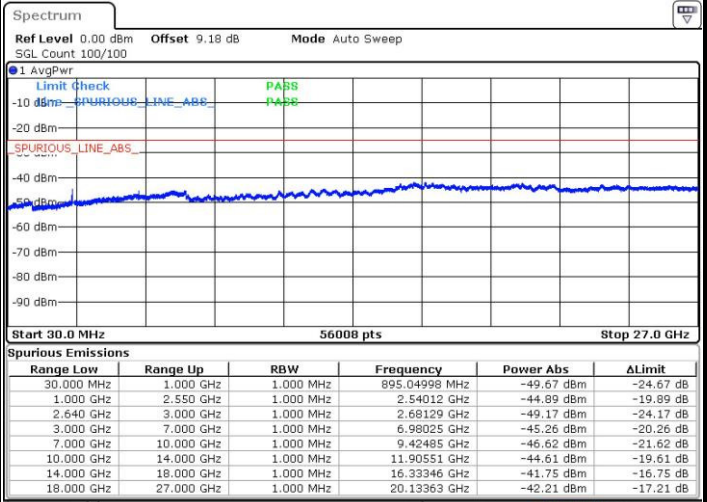
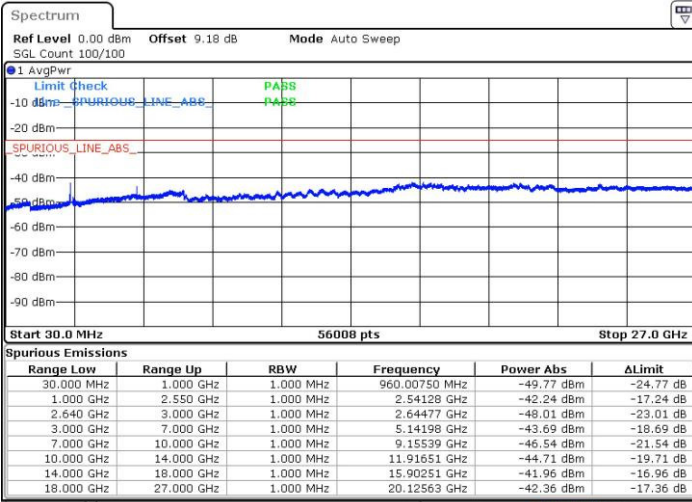
Date: 22 JUL 2016 02:57:46



LTE Band 38 / 15MHz

Lowest Channel / QPSK

Lowest Channel / 16QAM

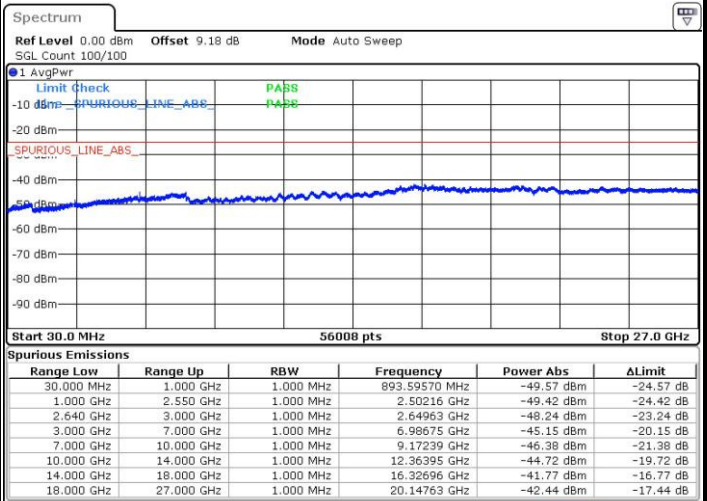
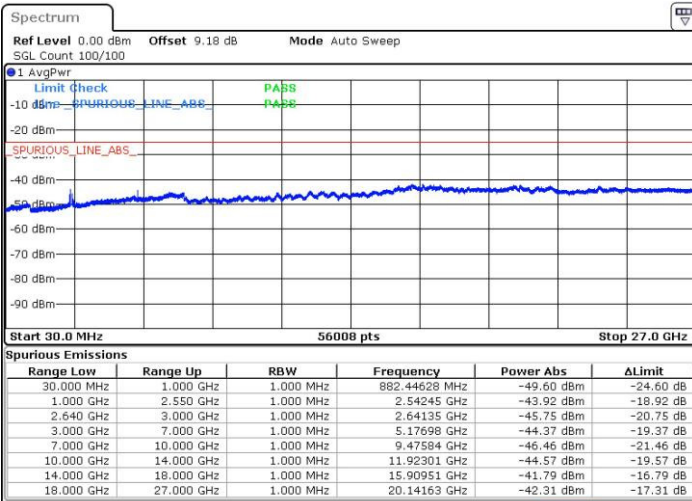


Date: 22 JUL 2016 04:02:31

Date: 22 JUL 2016 04:03:41

Middle Channel / QPSK

Middle Channel / 16QAM



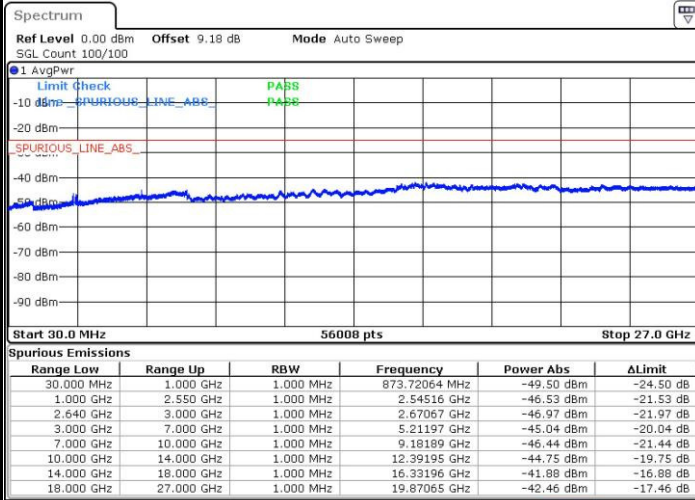
Date: 22 JUL 2016 04:06:29

Date: 22 JUL 2016 04:05:18



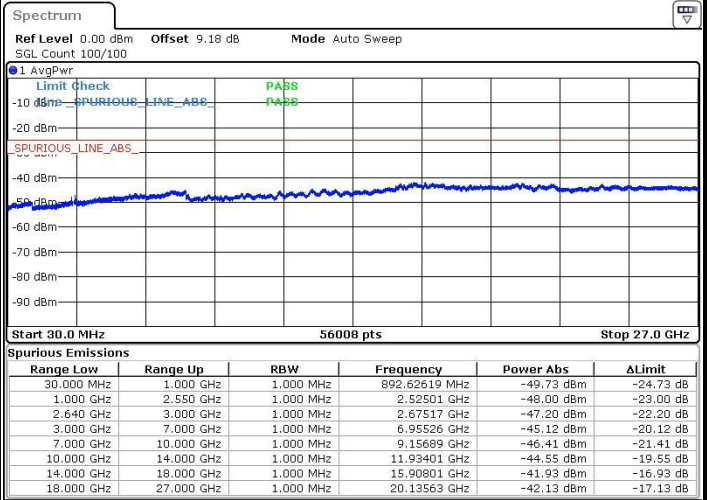
LTE Band 38 / 15MHz

Highest Channel / QPSK



Date: 22 JUL 2016 04:09:22

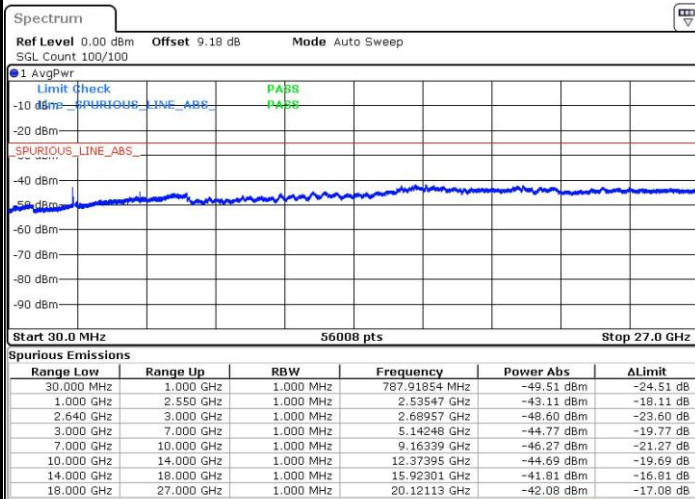
Highest Channel / 16QAM



Date: 22 JUL 2016 08:10:36

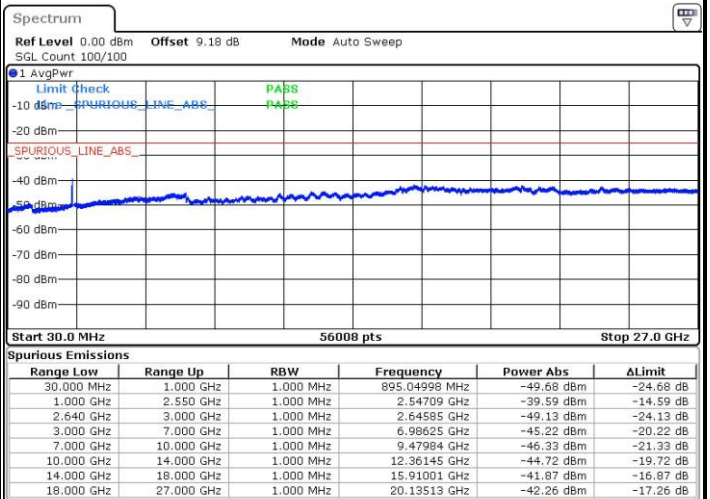
LTE Band 38 / 20MHz

Lowest Channel / QPSK



Date: 22 JUL 2016 04:55:42

Lowest Channel / 16QAM



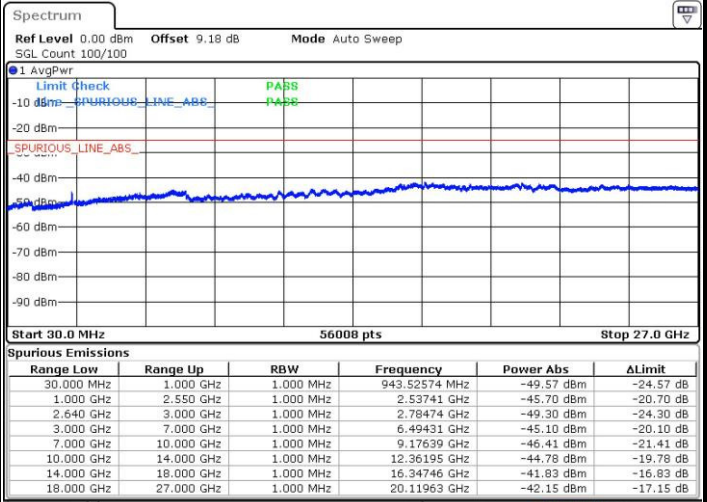
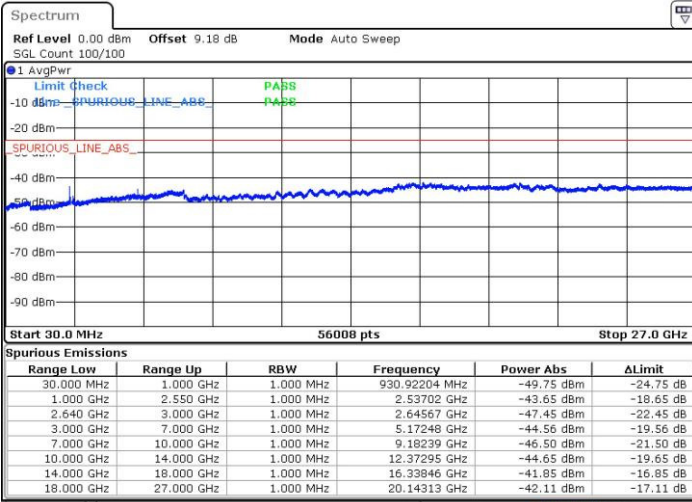
Date: 22 JUL 2016 04:54:02



LTE Band 38 / 20MHz

Middle Channel / QPSK

Middle Channel / 16QAM

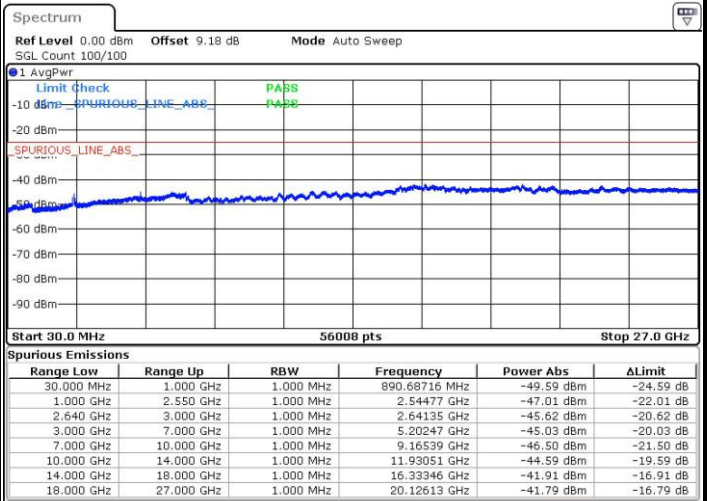
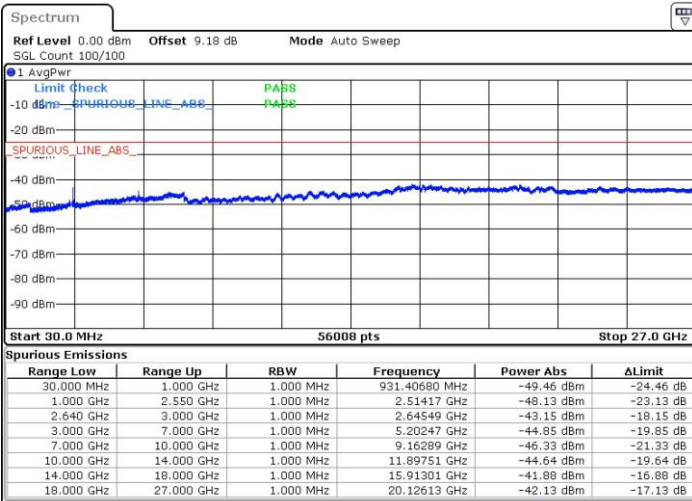


Date: 22 JUL 2016 04:57:14

Date: 22 JUL 2016 04:59:15

Highest Channel / QPSK

Highest Channel / 16QAM



Date: 22 JUL 2016 05:02:41

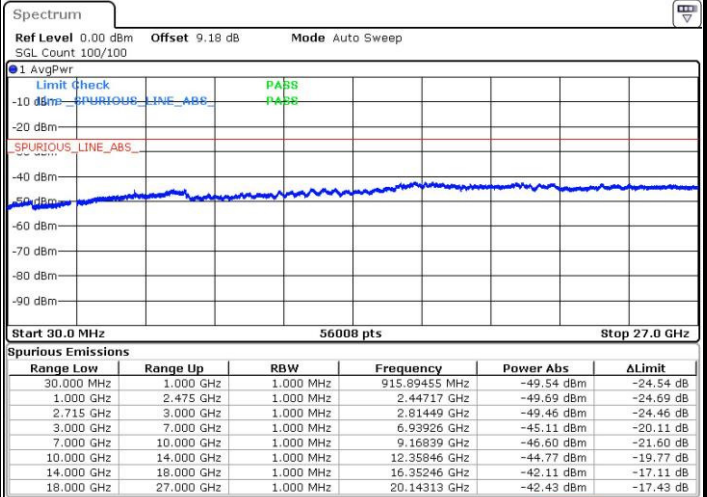
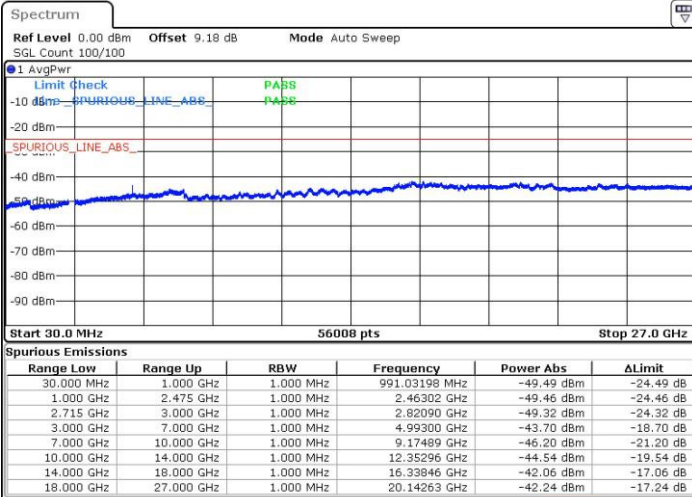
Date: 22 JUL 2016 05:01:26



LTE Band 41 / 5MHz

Lowest Channel / QPSK

Lowest Channel / 16QAM

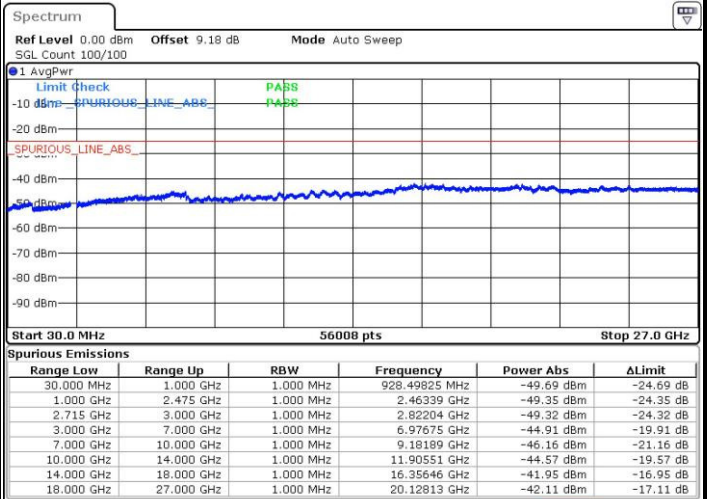
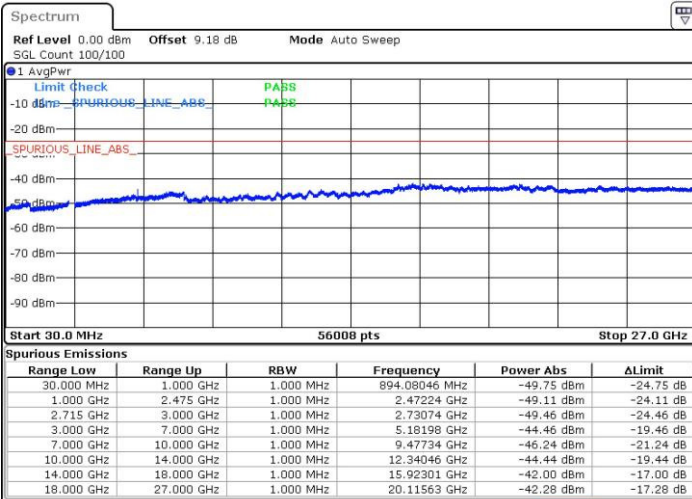


Date: 22 JUL 2016 22:30:51

Date: 22 JUL 2016 22:31:41

Middle Channel / QPSK

Middle Channel / 16QAM



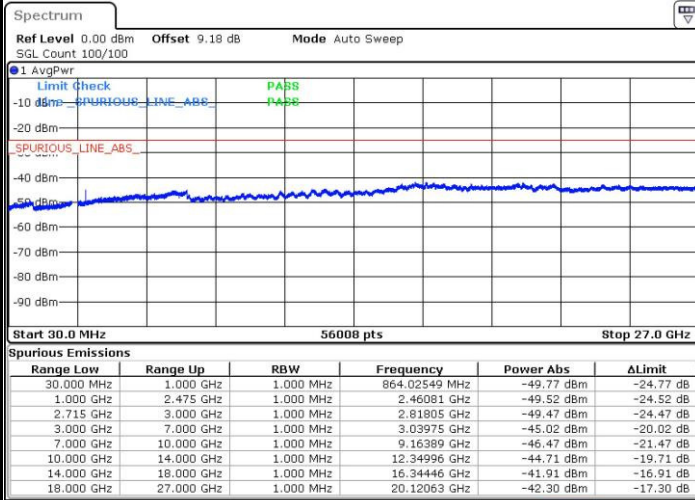
Date: 22 JUL 2016 22:33:20

Date: 22 JUL 2016 22:32:29



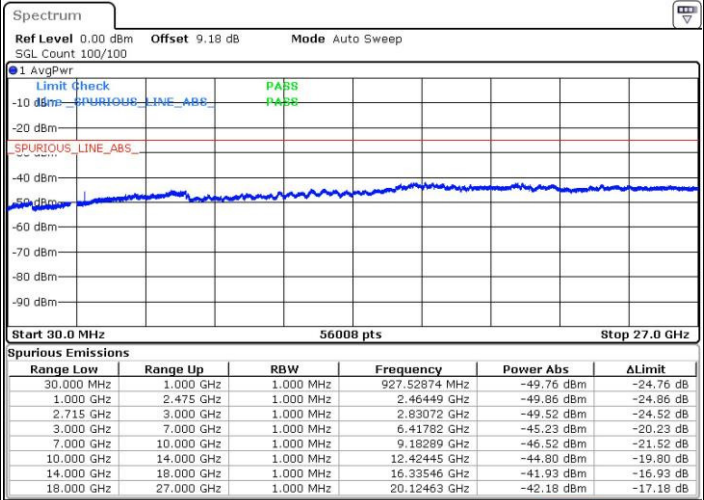
LTE Band 41 / 5MHz

Highest Channel / QPSK



Date: 22 JUL 2016 22:35:02

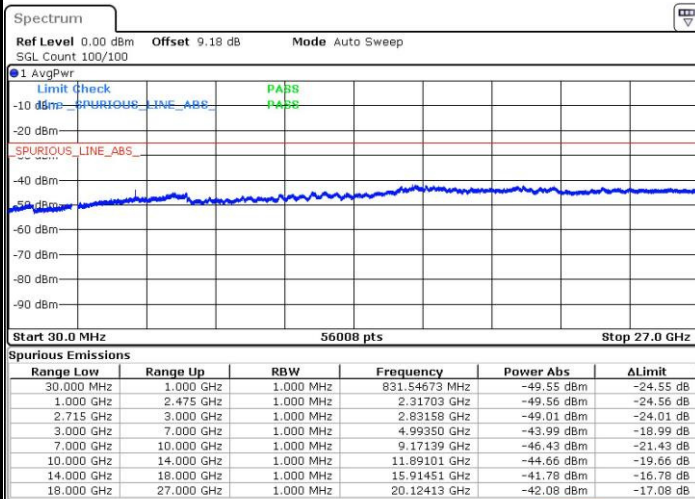
Highest Channel / 16QAM



Date: 22 JUL 2016 22:35:55

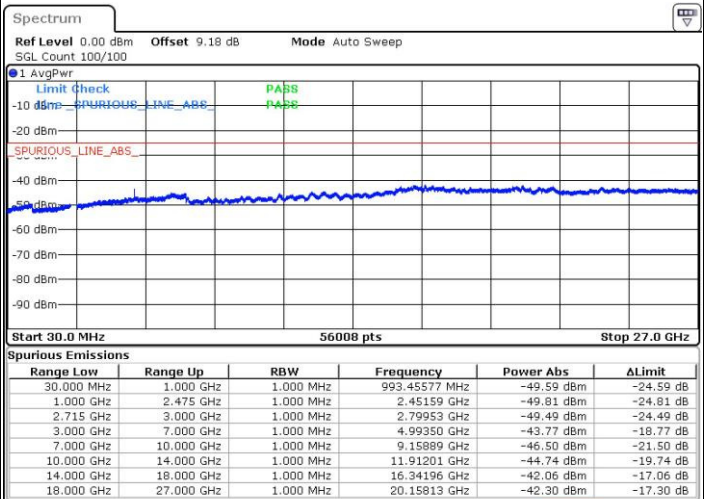
LTE Band 41 / 10MHz

Lowest Channel / QPSK



Date: 22 JUL 2016 23:34:26

Lowest Channel / 16QAM



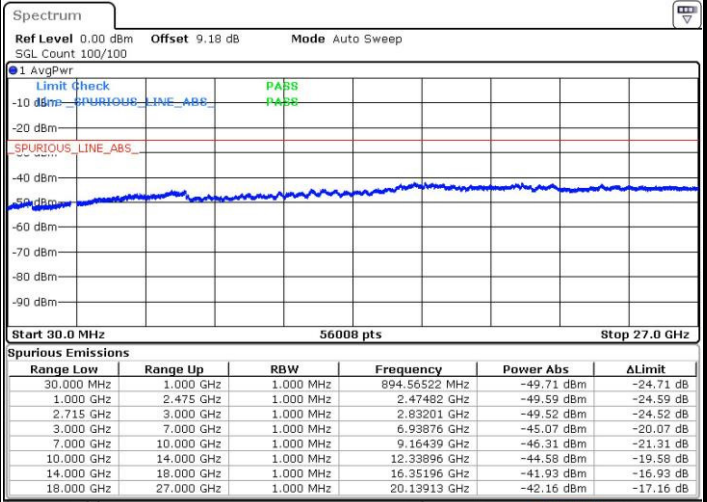
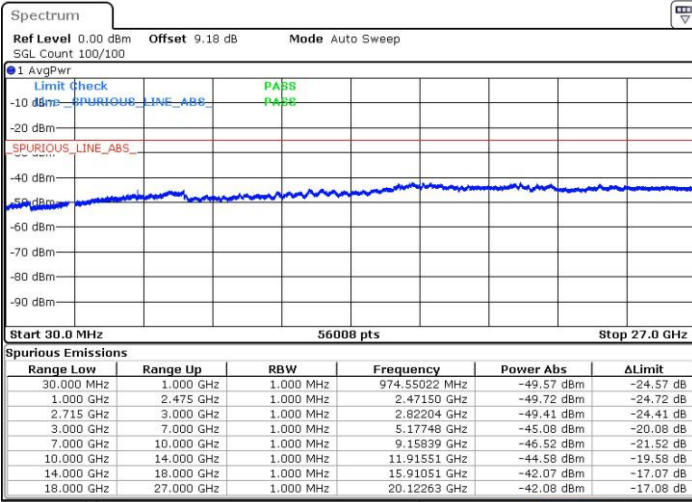
Date: 22 JUL 2016 23:35:28



LTE Band 41 / 10MHz

Middle Channel / QPSK

Middle Channel / 16QAM

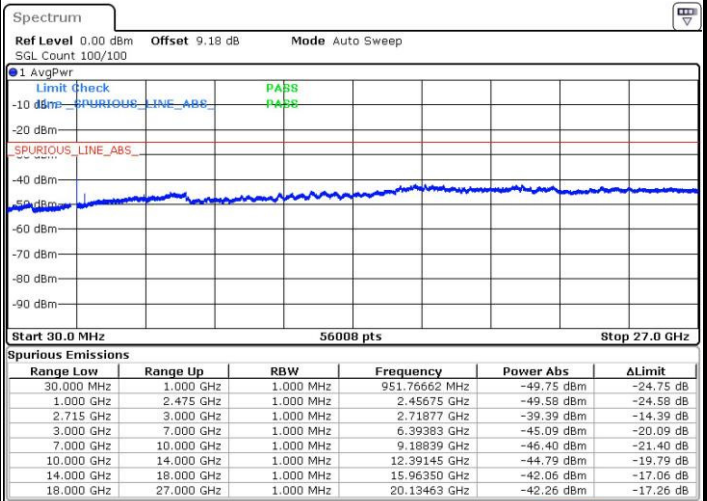
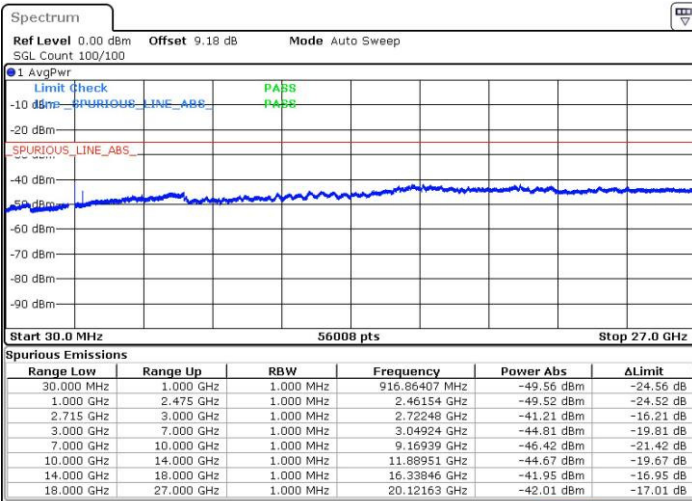


Date: 22 JUL 2016 23:37:27

Date: 22 JUL 2016 23:36:36

Highest Channel / QPSK

Highest Channel / 16QAM



Date: 22 JUL 2016 23:38:51

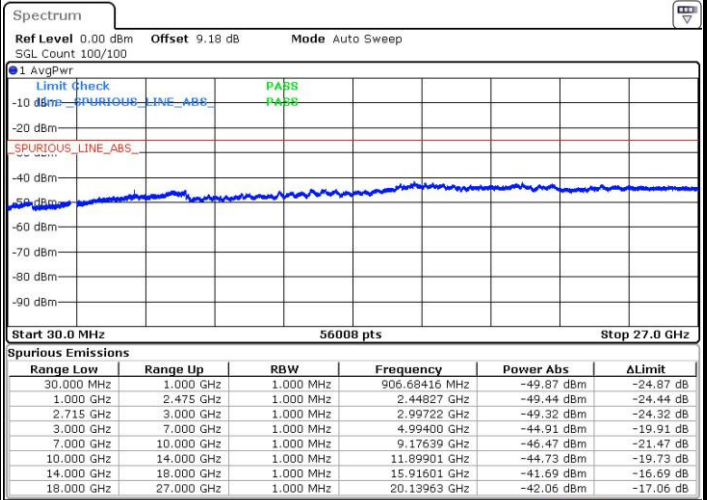
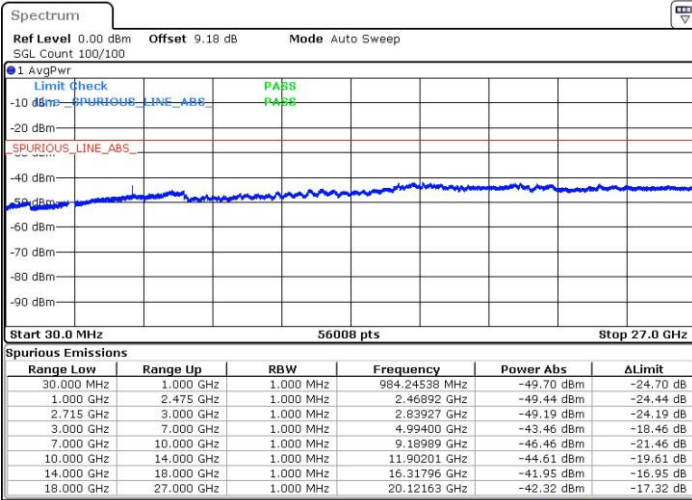
Date: 22 JUL 2016 23:40:11



LTE Band 41 / 15MHz

Lowest Channel / QPSK

Lowest Channel / 16QAM

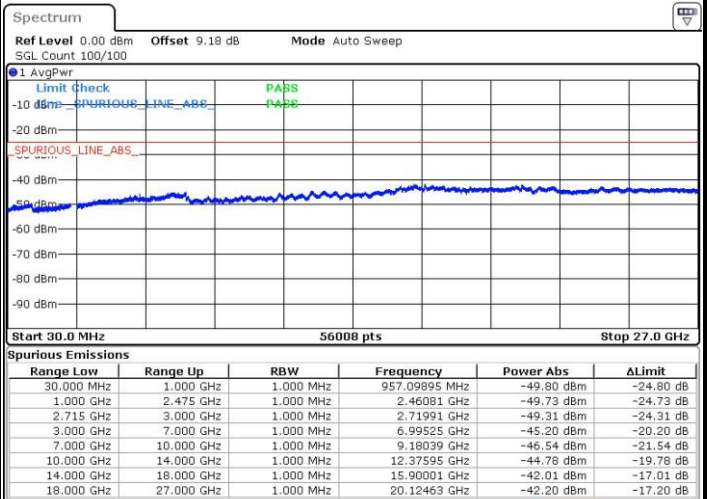
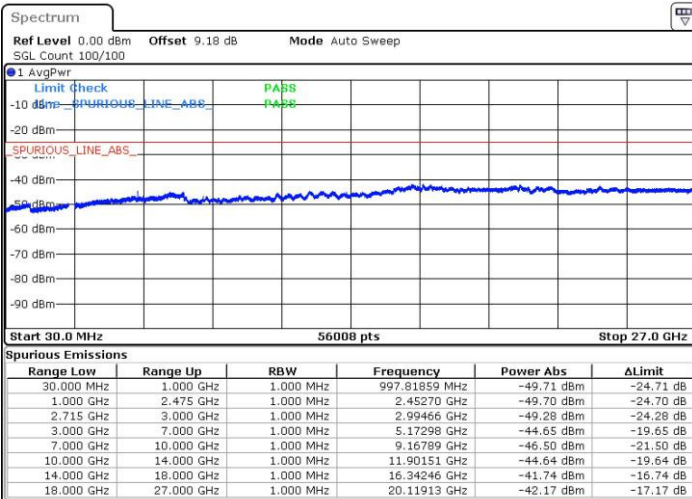


Date: 23 JUL 2016 00:19:46

Date: 23 JUL 2016 00:17:57

Middle Channel / QPSK

Middle Channel / 16QAM



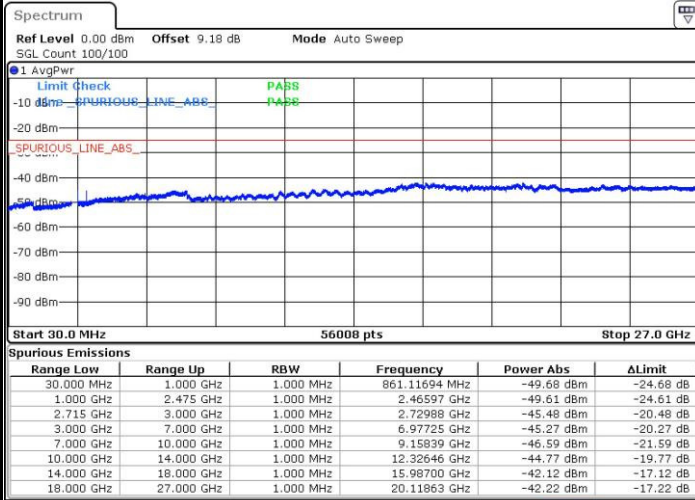
Date: 23 JUL 2016 00:23:42

Date: 23 JUL 2016 00:21:58



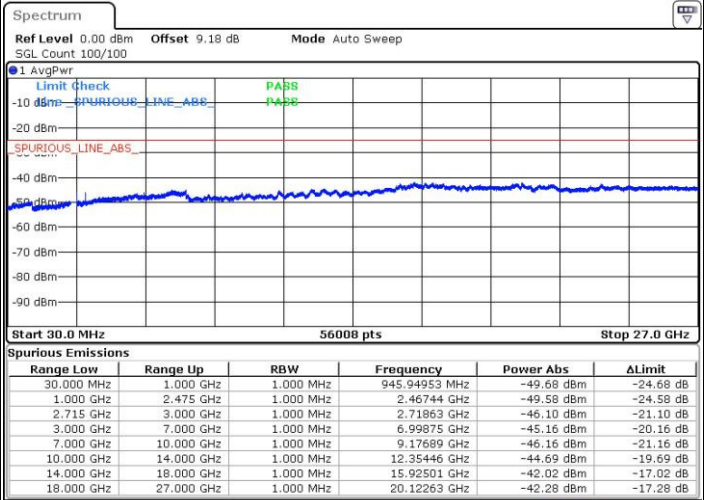
LTE Band 41 / 15MHz

Highest Channel / QPSK



Date: 23 JUL 2016 00:28:29

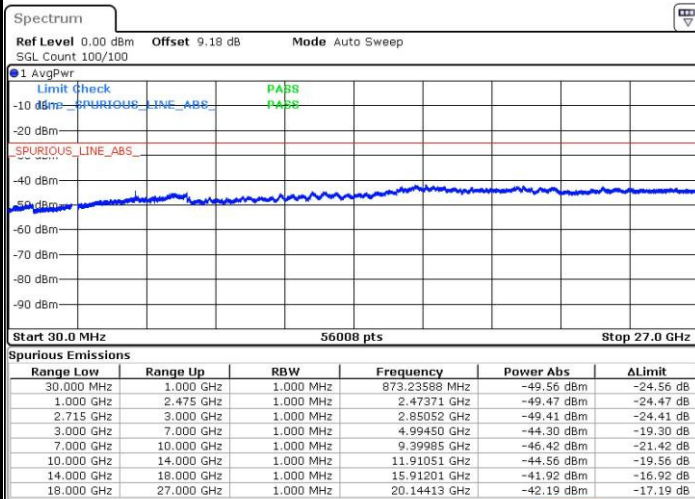
Highest Channel / 16QAM



Date: 23 JUL 2016 00:29:18

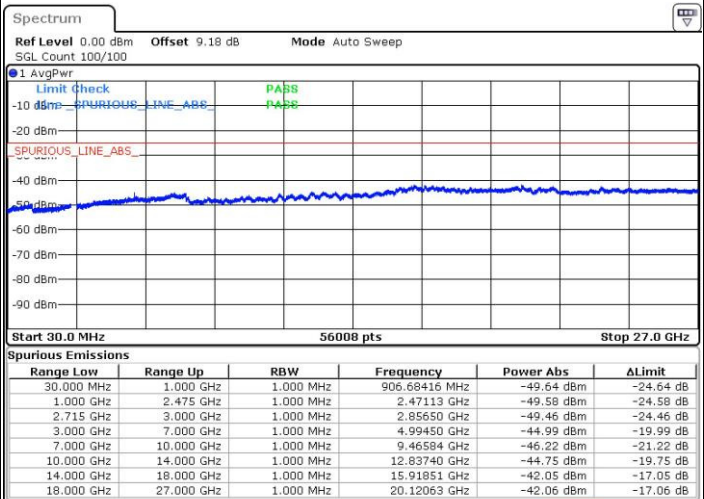
LTE Band 41 / 20MHz

Lowest Channel / QPSK



Date: 23 JUL 2016 01:20:59

Lowest Channel / 16QAM



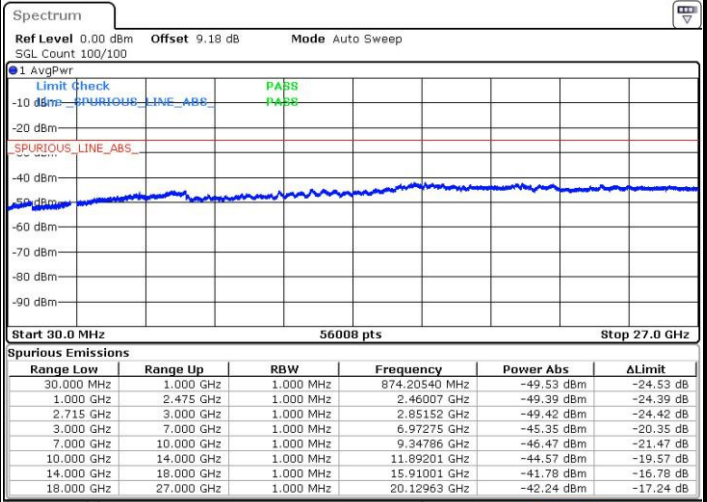
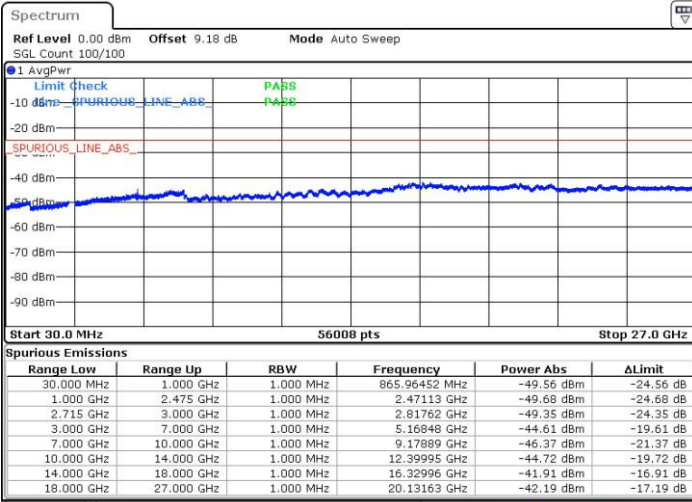
Date: 23 JUL 2016 01:23:24



LTE Band 41 / 20MHz

Middle Channel / QPSK

Middle Channel / 16QAM

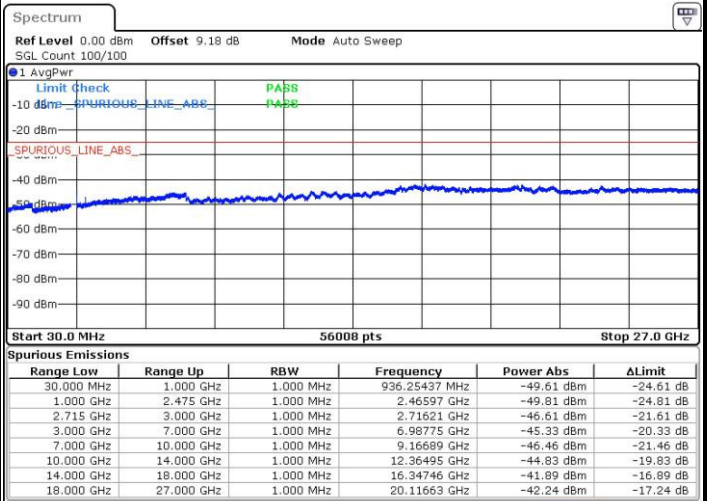
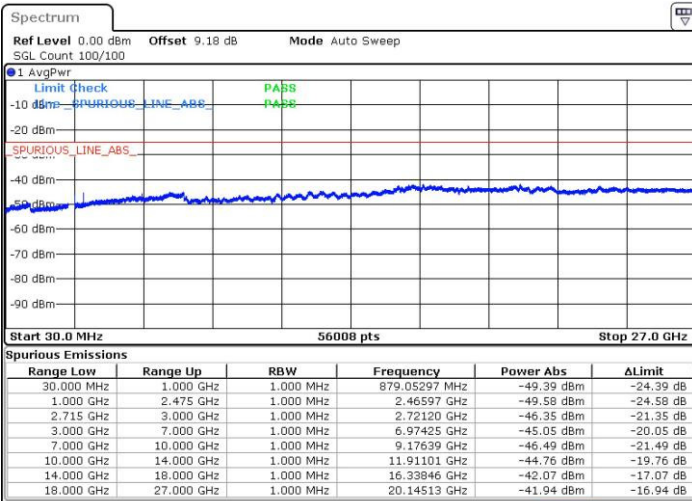


Date: 23 JUL 2016 01:27:29

Date: 23 JUL 2016 01:25:55

Highest Channel / QPSK

Highest Channel / 16QAM



Date: 23 JUL 2016 01:29:16

Date: 23 JUL 2016 01:30:37



Frequency Stability

Test Conditions		LTE Band 5 (QPSK) / Middle Channel	Limit
Temperature (°C)	Voltage (Volt)	BW 10MHz	2.5ppm
		Deviation (ppm)	Result
50	Normal Voltage	0.0027	PASS
40	Normal Voltage	0.0037	
30	Normal Voltage	0.0053	
20(Ref.)	Normal Voltage	0.0000	
10	Normal Voltage	0.0004	
0	Normal Voltage	0.0020	
-10	Normal Voltage	0.0065	
-20	Normal Voltage	0.0050	
-30	Normal Voltage	0.0008	
20	Maximum Voltage	0.0024	
20	Normal Voltage	0.0026	
20	Battery End Point	0.0036	

Note: Normal Voltage =3.85 V. ; Battery End Point (BEP) =3.5 V. ; Maximum Voltage =4.35 V.



Test Conditions		LTE Band 7 (QPSK) / Middle Channel	Limit
Temperature (°C)	Voltage (Volt)	BW 10MHz	Note 2.
		Deviation (ppm)	Result
50	Normal Voltage	0.0026	PASS
40	Normal Voltage	0.0019	
30	Normal Voltage	0.0002	
20(Ref.)	Normal Voltage	0.0000	
10	Normal Voltage	0.0023	
0	Normal Voltage	0.0025	
-10	Normal Voltage	0.0024	
-20	Normal Voltage	0.0006	
-30	Normal Voltage	0.0015	
20	Maximum Voltage	0.0006	
20	Normal Voltage	0.0009	
20	Battery End Point	0.0013	

Note:

1. Normal Voltage =3.85 V. ; Battery End Point (BEP) =3.5 V. ; Maximum Voltage =4.35 V.
2. Note: The frequency fundamental emissions stay within the authorized frequency block based on the frequency deviation measured is small.



Test Conditions		LTE Band 38 (QPSK) / Middle Channel	Limit
Temperature (°C)	Voltage (Volt)	BW 10MHz	Note 2.
		Deviation (ppm)	Result
50	Normal Voltage	0.0032	PASS
40	Normal Voltage	0.0029	
30	Normal Voltage	0.0002	
20(Ref.)	Normal Voltage	0.0000	
10	Normal Voltage	0.0003	
0	Normal Voltage	0.0019	
-10	Normal Voltage	0.0008	
-20	Normal Voltage	0.0015	
-30	Normal Voltage	0.0014	
20	Maximum Voltage	0.0021	
20	Normal Voltage	0.0024	
20	Battery End Point	0.0018	

Note:

1. Normal Voltage =3.85 V. ; Battery End Point (BEP) =3.5 V. ; Maximum Voltage =4.35 V.
2. Note: The frequency fundamental emissions stay within the authorized frequency block based on the frequency deviation measured is small.



Test Conditions		LTE Band 41 (QPSK) / Middle Channel	Limit
Temperature (°C)	Voltage (Volt)	BW 10MHz	Note 2.
		Deviation (ppm)	Result
50	Normal Voltage	0.0023	PASS
40	Normal Voltage	0.0024	
30	Normal Voltage	0.0002	
20(Ref.)	Normal Voltage	0.0000	
10	Normal Voltage	0.0020	
0	Normal Voltage	0.0005	
-10	Normal Voltage	0.0015	
-20	Normal Voltage	0.0021	
-30	Normal Voltage	0.0026	
20	Maximum Voltage	0.0001	
20	Normal Voltage	0.0007	
20	Battery End Point	0.0010	

Note:

1. Normal Voltage =3.85 V. ; Battery End Point (BEP) =3.5 V. ; Maximum Voltage =4.35 V.
2. Note: The frequency fundamental emissions stay within the authorized frequency block based on the frequency deviation measured is small.



Appendix B. Test Results of Radiated Test

ERP/EIRP

LTE Band 5 / 1.4MHz (Average)							
Channel	Modulation	RB		Horizontal		Vertical	
		Size	Offset	ERP(dBm)	ERP(W)	ERP(dBm)	ERP(W)
Lowest	QPSK	3	3	19.24	0.0839	8.14	0.0065
Middle		3	3	18.63	0.0729	8.27	0.0067
Highest		3	3	19.46	0.0883	9.04	0.0080
Lowest	16QAM	1	5	17.98	0.0628	6.95	0.0050
Middle		3	1	14.83	0.0304	4.84	0.0030
Highest		1	0	17.97	0.0627	7.59	0.0057
Limit	ERP < 7W			Result		PASS	

LTE Band 5 / 3MHz (Average)							
Channel	Modulation	RB		Horizontal		Vertical	
		Size	Offset	ERP(dBm)	ERP(W)	ERP(dBm)	ERP(W)
Lowest	QPSK	1	8	18.73	0.0746	7.75	0.0060
Middle		1	8	18.67	0.0736	8.69	0.0074
Highest		1	8	19.27	0.0845	8.83	0.0076
Lowest	16QAM	1	14	18.40	0.0692	7.46	0.0056
Middle		1	14	17.78	0.0600	7.75	0.0060
Highest		1	14	18.09	0.0644	7.70	0.0059
Limit	ERP < 7W			Result		PASS	



LTE Band 5 / 5MHz (Average)							
Channel	Modulation	RB		Horizontal		Vertical	
		Size	Offset	ERP(dBm)	ERP(W)	ERP(dBm)	ERP(W)
Lowest	QPSK	1	12	19.23	0.0838	8.29	0.0067
Middle		1	24	18.73	0.0746	8.72	0.0074
Highest		1	12	19.32	0.0855	8.68	0.0074
Lowest	16QAM	1	12	17.42	0.0552	6.66	0.0046
Middle		1	12	17.47	0.0558	7.50	0.0056
Highest		1	12	17.69	0.0587	7.03	0.0050
Limit	ERP < 7W			Result		PASS	

LTE Band 5 / 10MHz (Average)							
Channel	Modulation	RB		Horizontal		Vertical	
		Size	Offset	ERP(dBm)	ERP(W)	ERP(dBm)	ERP(W)
Lowest	QPSK	1	25	19.03	0.0800	8.17	0.0066
Middle		1	25	18.68	0.0738	8.79	0.0076
Highest		1	25	19.13	0.0818	8.74	0.0075
Lowest	16QAM	1	25	18.67	0.0736	7.65	0.0058
Middle		1	25	17.28	0.0535	7.33	0.0054
Highest		1	0	17.78	0.0600	7.18	0.0052
Limit	ERP < 7W			Result		PASS	



LTE Band 7 / 5MHz (Average)							
Channel	Modulation	RB		Horizontal		Vertical	
		Size	Offset	EIRP(dBm)	EIRP(W)	EIRP(dBm)	EIRP(W)
Lowest	QPSK	1	12	15.33	0.0341	18.01	0.0632
Middle		1	12	16.46	0.0443	18.70	0.0741
Highest		1	12	17.46	0.0557	18.78	0.0755
Lowest	16QAM	1	12	13.76	0.0238	16.45	0.0442
Middle		1	12	15.01	0.0317	17.18	0.0522
Highest		1	12	15.79	0.0379	17.10	0.0513
Limit	EIRP < 2W			Result		PASS	

LTE Band 7 / 10MHz (Average)							
Channel	Modulation	RB		Horizontal		Vertical	
		Size	Offset	EIRP(dBm)	EIRP(W)	EIRP(dBm)	EIRP(W)
Lowest	QPSK	1	25	15.61	0.0364	18.46	0.0701
Middle		1	25	17.08	0.0511	18.59	0.0723
Highest		1	25	17.43	0.0553	18.71	0.0743
Lowest	16QAM	1	25	14.28	0.0268	17.27	0.0533
Middle		1	25	15.04	0.0319	17.09	0.0512
Highest		1	25	16.52	0.0449	17.92	0.0619
Limit	EIRP < 2W			Result		PASS	



LTE Band 7 / 15MHz (Average)							
Channel	Modulation	RB		Horizontal		Vertical	
		Size	Offset	EIRP(dBm)	EIRP(W)	EIRP(dBm)	EIRP(W)
Lowest	QPSK	1	37	15.91	0.0390	18.53	0.0713
Middle		1	37	16.65	0.0462	18.28	0.0673
Highest		1	37	17.33	0.0541	18.78	0.0755
Lowest	16QAM	1	37	14.84	0.0305	17.52	0.0565
Middle		1	37	15.84	0.0384	18.03	0.0635
Highest		1	37	16.20	0.0417	17.78	0.0600
Limit	EIRP < 2W			Result		PASS	

LTE Band 7 / 20MHz (Average)							
Channel	Modulation	RB		Horizontal		Vertical	
		Size	Offset	EIRP(dBm)	EIRP(W)	EIRP(dBm)	EIRP(W)
Lowest	QPSK	1	49	15.86	0.0385	18.37	0.0687
Middle		1	49	16.25	0.0422	18.40	0.0692
Highest		1	49	17.55	0.0569	19.25	0.0841
Lowest	16QAM	1	0	14.20	0.0263	16.83	0.0482
Middle		1	49	15.03	0.0318	17.15	0.0519
Highest		1	49	16.23	0.0420	17.89	0.0615
Limit	EIRP < 2W			Result		PASS	



LTE Band 38 / 5MHz (Average)							
Channel	Modulation	RB		Horizontal		Vertical	
		Size	Offset	EIRP(dBm)	EIRP(W)	EIRP(dBm)	EIRP(W)
Lowest	QPSK	1	12	20.20	0.1047	20.14	0.1033
Middle		1	12	20.84	0.1214	21.18	0.1313
Highest		1	12	21.04	0.1271	21.10	0.1288
Lowest	16QAM	1	12	19.43	0.0877	19.47	0.0885
Middle		1	12	19.60	0.0912	19.77	0.0948
Highest		1	12	19.25	0.0841	19.30	0.0851
Limit	EIRP < 2W			Result		PASS	

LTE Band 38 / 10MHz (Average)							
Channel	Modulation	RB		Horizontal		Vertical	
		Size	Offset	EIRP(dBm)	EIRP(W)	EIRP(dBm)	EIRP(W)
Lowest	QPSK	1	25	19.90	0.0977	19.85	0.0966
Middle		1	49	20.36	0.1086	20.31	0.1074
Highest		1	25	20.34	0.1081	20.52	0.1127
Lowest	16QAM	1	25	19.05	0.0804	19.57	0.0906
Middle		1	49	19.32	0.0855	19.27	0.0845
Highest		1	0	19.41	0.0873	19.59	0.0910
Limit	EIRP < 2W			Result		PASS	



LTE Band 38 / 15MHz (Average)							
Channel	Modulation	RB		Horizontal		Vertical	
		Size	Offset	EIRP(dBm)	EIRP(W)	EIRP(dBm)	EIRP(W)
Lowest	QPSK	1	37	19.02	0.0798	19.71	0.0935
Middle		1	37	19.78	0.0951	20.27	0.1064
Highest		1	37	19.96	0.0991	20.44	0.1107
Lowest	16QAM	1	0	18.79	0.0757	19.29	0.0849
Middle		1	74	18.07	0.0641	18.49	0.0706
Highest		1	0	18.99	0.0793	19.46	0.0883
Limit	EIRP < 2W			Result		PASS	

LTE Band 38 / 20MHz (Average)							
Channel	Modulation	RB		Horizontal		Vertical	
		Size	Offset	EIRP(dBm)	EIRP(W)	EIRP(dBm)	EIRP(W)
Lowest	QPSK	1	49	19.15	0.0822	19.70	0.0933
Middle		1	49	19.89	0.0975	20.31	0.1074
Highest		1	49	20.29	0.1069	20.75	0.1189
Lowest	16QAM	1	49	18.17	0.0656	18.75	0.0750
Middle		1	49	17.78	0.0600	18.26	0.0670
Highest		1	0	18.97	0.0789	19.32	0.0855
Limit	EIRP < 2W			Result		PASS	



LTE Band 41 / 5MHz (Average)							
Channel	Modulation	RB		Horizontal		Vertical	
		Size	Offset	EIRP(dBm)	EIRP(W)	EIRP(dBm)	EIRP(W)
Lowest	QPSK	1	12	17.46	0.0557	19.88	0.0973
Middle		1	12	20.49	0.1120	21.10	0.1288
Highest		1	12	20.08	0.1019	19.76	0.0946
Lowest	16QAM	1	0	15.84	0.0384	18.36	0.0685
Middle		1	12	18.30	0.0676	19.14	0.0820
Highest		1	12	18.71	0.0743	18.39	0.0690
Limit	EIRP < 2W			Result		PASS	

LTE Band 41 / 10MHz (Average)							
Channel	Modulation	RB		Horizontal		Vertical	
		Size	Offset	EIRP(dBm)	EIRP(W)	EIRP(dBm)	EIRP(W)
Lowest	QPSK	1	25	17.58	0.0573	19.61	0.0914
Middle		1	25	19.67	0.0927	20.51	0.1125
Highest		1	49	20.05	0.1012	19.74	0.0942
Lowest	16QAM	1	25	16.86	0.0485	19.42	0.0875
Middle		1	25	17.85	0.0610	18.68	0.0738
Highest		1	25	19.65	0.0923	19.35	0.0861
Limit	EIRP < 2W			Result		PASS	



LTE Band 41 / 15MHz (Average)							
Channel	Modulation	RB		Horizontal		Vertical	
		Size	Offset	EIRP(dBm)	EIRP(W)	EIRP(dBm)	EIRP(W)
Lowest	QPSK	1	74	17.78	0.0600	19.77	0.0948
Middle		1	0	20.31	0.1074	20.64	0.1159
Highest		1	37	20.36	0.1086	19.86	0.0968
Lowest	16QAM	1	37	17.41	0.0551	19.44	0.0879
Middle		1	37	18.58	0.0721	19.00	0.0794
Highest		1	37	19.56	0.0904	19.06	0.0805
Limit	EIRP < 2W			Result		PASS	

LTE Band 41 / 20MHz (Average)							
Channel	Modulation	RB		Horizontal		Vertical	
		Size	Offset	EIRP(dBm)	EIRP(W)	EIRP(dBm)	EIRP(W)
Lowest	QPSK	1	49	17.96	0.0625	19.92	0.0982
Middle		1	49	20.30	0.1072	20.65	0.1161
Highest		1	49	20.75	0.1189	20.44	0.1107
Lowest	16QAM	1	49	16.97	0.0498	18.92	0.0780
Middle		1	49	18.31	0.0678	18.64	0.0731
Highest		1	49	19.56	0.0904	19.26	0.0843
Limit	EIRP < 2W			Result		PASS	



Radiated Spurious Emission

LTE Band 5 / 1.4MHz / QPSK / RB Size 1 Offset 0									
Channel	Frequency (MHz)	ERP (dBm)	Limit (dBm)	Over Limit (dB)	SPA Reading (dBm)	S.G. Power (dBm)	TX Cable loss (dB)	TX Antenna Gain (dBi)	Polarization (H/V)
Middle	1672	-68.92	-13	-55.92	-67.12	-70.74	1.23	5.20	H
	2508.15	-67.55	-13	-54.55	-72.40	-69.78	1.52	5.90	H
	3344.2	-66.34	-13	-53.34	-73.90	-69.12	1.77	6.70	H
	1672.1	-68.21	-13	-55.21	-66.16	-70.03	1.23	5.20	V
	2508.15	-63.88	-13	-50.88	-72.18	-66.11	1.52	5.90	V
	3344	-63.80	-13	-50.80	-74.90	-66.58	1.77	6.70	V

Remark: Spurious emissions within 30-1000MHz were found more than 20dB below limit line.

LTE Band 5 / 3MHz / QPSK / RB Size 1 Offset 0									
Channel	Frequency (MHz)	ERP (dBm)	Limit (dBm)	Over Limit (dB)	SPA Reading (dBm)	S.G. Power (dBm)	TX Cable loss (dB)	TX Antenna Gain (dBi)	Polarization (H/V)
Middle	1672	-68.52	-13	-55.52	-66.72	-70.34	1.23	5.20	H
	2505.72	-67.72	-13	-54.72	-72.57	-69.95	1.52	5.90	H
	3340.96	-66.80	-13	-53.80	-74.36	-69.58	1.77	6.70	H
	1670.48	-69.00	-13	-56.00	-66.95	-70.82	1.23	5.20	V
	2505.72	-64.63	-13	-51.63	-72.93	-66.86	1.52	5.90	V
	3344	-63.74	-13	-50.74	-74.84	-66.52	1.77	6.70	V

Remark: Spurious emissions within 30-1000MHz were found more than 20dB below limit line.



LTE Band 5 / 5MHz / QPSK / RB Size 1 Offset 0									
Channel	Frequency (MHz)	ERP (dBm)	Limit (dBm)	Over Limit (dB)	SPA Reading (dBm)	S.G. Power (dBm)	TX Cable loss (dB)	TX Antenna Gain (dBi)	Polarization (H/V)
Middle	1672	-68.00	-13	-55.00	-66.20	-69.82	1.23	5.20	H
	2503.02	-66.10	-13	-53.10	-70.95	-68.33	1.52	5.90	H
	3337.36	-66.86	-13	-53.86	-74.42	-69.64	1.77	6.70	H
	1672	-69.01	-13	-56.01	-66.96	-70.83	1.23	5.20	V
	2503.02	-61.94	-13	-48.94	-70.24	-64.17	1.52	5.90	V
	3337.36	-63.35	-13	-50.35	-74.45	-66.13	1.77	6.70	V

Remark: Spurious emissions within 30-1000MHz were found more than 20dB below limit line.

LTE Band 5 / 10MHz / QPSK / RB Size 1 Offset 0									
Channel	Frequency (MHz)	ERP (dBm)	Limit (dBm)	Over Limit (dB)	SPA Reading (dBm)	S.G. Power (dBm)	TX Cable loss (dB)	TX Antenna Gain (dBi)	Polarization (H/V)
Middle	1664	-68.11	-13	-55.11	-66.31	-69.93	1.23	5.20	H
	2496.27	-66.83	-13	-53.83	-71.68	-69.06	1.52	5.90	H
	3328.36	-66.72	-13	-53.72	-74.28	-69.50	1.77	6.70	H
	1664	-68.73	-13	-55.73	-66.68	-70.55	1.23	5.20	V
	2496.27	-62.72	-13	-49.72	-71.02	-64.95	1.52	5.90	V
	3328.36	-63.45	-13	-50.45	-74.55	-66.23	1.77	6.70	V

Remark: Spurious emissions within 30-1000MHz were found more than 20dB below limit line.



LTE Band 7 / 5MHz / QPSK / RB Size 1 Offset 0									
Channel	Frequency (MHz)	EIRP (dBm)	Limit (dBm)	Over Limit (dB)	SPA Reading (dBm)	S.G. Power (dBm)	TX Cable loss (dB)	TX Antenna Gain (dBi)	Polarization (H/V)
Middle	5064	-72.89	-25	-47.89	-54.81	-79.45	2.41	8.97	H
	7596	-60.58	-25	-35.58	-54.49	-69.58	2.86	11.86	H
	10134	-63.54	-25	-38.54	-58.93	-72.44	3.21	12.11	H
	5064	-62.86	-25	-37.86	-46.1	-69.42	2.41	8.97	V
	7596	-60.50	-25	-35.50	-53.21	-69.50	2.86	11.86	V
	10134	-64.53	-25	-39.53	-60.05	-73.43	3.21	12.11	V

Remark: Spurious emissions within 30-1000MHz were found more than 20dB below limit line.

LTE Band 7 / 10MHz / QPSK / RB Size 1 Offset 0									
Channel	Frequency (MHz)	EIRP (dBm)	Limit (dBm)	Over Limit (dB)	SPA Reading (dBm)	S.G. Power (dBm)	TX Cable loss (dB)	TX Antenna Gain (dBi)	Polarization (H/V)
Middle	5061	-73.21	-25	-48.21	-55.13	-79.77	2.41	8.97	H
	7590	-61.26	-25	-36.26	-55.17	-70.26	2.86	11.86	H
	10125	-64.94	-25	-39.94	-60.33	-73.84	3.21	12.11	H
	5058	-68.73	-25	-43.73	-51.97	-75.29	2.41	8.97	V
	7590	-58.97	-25	-33.97	-51.68	-67.97	2.86	11.86	V
	10125	-64.15	-25	-39.15	-59.67	-73.05	3.21	12.11	V

Remark: Spurious emissions within 30-1000MHz were found more than 20dB below limit line.



LTE Band 7 / 15MHz / QPSK / RB Size 1 Offset 0									
Channel	Frequency (MHz)	EIRP (dBm)	Limit (dBm)	Over Limit (dB)	SPA Reading (dBm)	S.G. Power (dBm)	TX Cable loss (dB)	TX Antenna Gain (dBi)	Polarization (H/V)
Middle	5058	-73.45	-25	-48.45	-55.37	-80.01	2.41	8.97	H
	7584	-60.85	-25	-35.85	-54.76	-69.85	2.86	11.86	H
	10116	-64.24	-25	-39.24	-59.63	-73.14	3.21	12.11	H
	5058	-63.57	-25	-38.57	-46.81	-70.13	2.41	8.97	V
	7584	-60.13	-25	-35.13	-52.84	-69.13	2.86	11.86	V
	10116	-64.61	-25	-39.61	-60.13	-73.51	3.21	12.11	V

Remark: Spurious emissions within 30-1000MHz were found more than 20dB below limit line.

LTE Band 7 / 20MHz / QPSK / RB Size 1 Offset 0									
Channel	Frequency (MHz)	EIRP (dBm)	Limit (dBm)	Over Limit (dB)	SPA Reading (dBm)	S.G. Power (dBm)	TX Cable loss (dB)	TX Antenna Gain (dBi)	Polarization (H/V)
Middle	5052	-72.76	-25	-47.76	-54.68	-79.32	2.41	8.97	H
	7578	-60.63	-25	-35.63	-54.54	-69.63	2.86	11.86	H
	10107	-64.47	-25	-39.47	-59.86	-73.37	3.21	12.11	H
	5052	-63.87	-25	-38.87	-47.11	-70.43	2.41	8.97	V
	7578	-59.80	-25	-34.80	-52.51	-68.80	2.86	11.86	V
	10107	-65.22	-25	-40.22	-60.74	-74.12	3.21	12.11	V

Remark: Spurious emissions within 30-1000MHz were found more than 20dB below limit line.



LTE Band 38 / 5MHz / QPSK / RB Size 1 Offset 0									
Channel	Frequency (MHz)	EIRP (dBm)	Limit (dBm)	Over Limit (dB)	SPA Reading (dBm)	S.G. Power (dBm)	TX Cable loss (dB)	TX Antenna Gain (dBi)	Polarization (H/V)
Middle	5184	-72.16	-25	-47.16	-54.08	-78.72	2.41	8.97	H
	7780	-60.10	-25	-35.10	-54.01	-69.10	2.86	11.86	H
	10368	-63.32	-25	-38.32	-58.71	-72.22	3.21	12.11	H
	5184	-71.24	-25	-46.24	-54.48	-77.80	2.41	8.97	V
	7780	-59.64	-25	-34.64	-52.35	-68.64	2.86	11.86	V
	10368	-63.44	-25	-38.44	-58.96	-72.34	3.21	12.11	V

Remark: Spurious emissions within 30-1000MHz were found more than 20dB below limit line.

LTE Band 38 / 10MHz / QPSK / RB Size 1 Offset 0									
Channel	Frequency (MHz)	EIRP (dBm)	Limit (dBm)	Over Limit (dB)	SPA Reading (dBm)	S.G. Power (dBm)	TX Cable loss (dB)	TX Antenna Gain (dBi)	Polarization (H/V)
Middle	5180	-71.70	-25	-46.70	-53.62	-78.26	2.41	8.97	H
	7772	-57.42	-25	-32.42	-51.33	-66.42	2.86	11.86	H
	10359	-63.49	-25	-38.49	-58.88	-72.39	3.21	12.11	H
	5180	-69.55	-25	-44.55	-52.79	-76.11	2.41	8.97	V
	7772	-56.77	-25	-31.77	-49.48	-65.77	2.86	11.86	V
	10359	-63.27	-25	-38.27	-58.79	-72.17	3.21	12.11	V

Remark: Spurious emissions within 30-1000MHz were found more than 20dB below limit line.



LTE Band 38 / 15MHz / QPSK / RB Size 1 Offset 0									
Channel	Frequency (MHz)	EIRP (dBm)	Limit (dBm)	Over Limit (dB)	SPA Reading (dBm)	S.G. Power (dBm)	TX Cable loss (dB)	TX Antenna Gain (dBi)	Polarization (H/V)
Middle	5176.68	-72.24	-25	-47.24	-54.16	-78.80	2.41	8.97	H
	7764	-57.57	-25	-32.57	-51.48	-66.57	2.86	11.86	H
	10350	-63.33	-25	-38.33	-58.72	-72.23	3.21	12.11	H
	5176	-68.99	-25	-43.99	-52.23	-75.55	2.41	8.97	V
	7764	-54.65	-25	-29.65	-47.36	-63.65	2.86	11.86	V
	10350	-63.24	-25	-38.24	-58.76	-72.14	3.21	12.11	V

Remark: Spurious emissions within 30-1000MHz were found more than 20dB below limit line.

LTE Band 38 / 20MHz / QPSK / RB Size 1 Offset 0									
Channel	Frequency (MHz)	EIRP (dBm)	Limit (dBm)	Over Limit (dB)	SPA Reading (dBm)	S.G. Power (dBm)	TX Cable loss (dB)	TX Antenna Gain (dBi)	Polarization (H/V)
Middle	5172	-71.77	-25	-46.77	-53.69	-78.33	2.41	8.97	H
	7756	-58.68	-25	-33.68	-52.59	-67.68	2.86	11.86	H
	10341	-63.59	-25	-38.59	-58.98	-72.49	3.21	12.11	H
	5172	-68.20	-25	-43.20	-51.44	-74.76	2.41	8.97	V
	7760	-60.10	-25	-35.10	-52.81	-69.10	2.86	11.86	V
	10341	-63.46	-25	-38.46	-58.98	-72.36	3.21	12.11	V

Remark: Spurious emissions within 30-1000MHz were found more than 20dB below limit line.



LTE Band 41 / 5MHz / QPSK / RB Size 1 Offset 0									
Channel	Frequency (MHz)	EIRP (dBm)	Limit (dBm)	Over Limit (dB)	SPA Reading (dBm)	S.G. Power (dBm)	TX Cable loss (dB)	TX Antenna Gain (dBi)	Polarization (H/V)
Middle	5180	-72.77	-25	-47.77	-54.69	-79.33	2.41	8.97	H
	7772	-57.72	-25	-32.72	-51.63	-66.72	2.86	11.86	H
	10359	-62.95	-25	-37.95	-58.34	-71.85	3.21	12.11	H
	5180	-70.99	-25	-45.99	-54.23	-77.55	2.41	8.97	V
	7772	-58.78	-25	-33.78	-51.49	-67.78	2.86	11.86	V
	10359	-63.22	-25	-38.22	-58.74	-72.12	3.21	12.11	V

Remark: Spurious emissions within 30-1000MHz were found more than 20dB below limit line.

LTE Band 41 / 10MHz / QPSK / RB Size 1 Offset 0									
Channel	Frequency (MHz)	EIRP (dBm)	Limit (dBm)	Over Limit (dB)	SPA Reading (dBm)	S.G. Power (dBm)	TX Cable loss (dB)	TX Antenna Gain (dBi)	Polarization (H/V)
Middle	5176	-71.97	-25	-46.97	-53.89	-78.53	2.41	8.97	H
	7764	-58.38	-25	-33.38	-52.29	-67.38	2.86	11.86	H
	10350	-62.98	-25	-37.98	-58.37	-71.88	3.21	12.11	H
	5176	-70.23	-25	-45.23	-53.47	-76.79	2.41	8.97	V
	7764	-59.18	-25	-34.18	-51.89	-68.18	2.86	11.86	V
	10350	-63.45	-25	-38.45	-58.97	-72.35	3.21	12.11	V

Remark: Spurious emissions within 30-1000MHz were found more than 20dB below limit line.



LTE Band 41 / 15MHz / QPSK / RB Size 1 Offset 0									
Channel	Frequency (MHz)	EIRP (dBm)	Limit (dBm)	Over Limit (dB)	SPA Reading (dBm)	S.G. Power (dBm)	TX Cable loss (dB)	TX Antenna Gain (dBi)	Polarization (H/V)
Middle	5172	-72.52	-25	-47.52	-54.44	-79.08	2.41	8.97	H
	7760	-58.50	-25	-33.50	-52.41	-67.50	2.86	11.86	H
	10341	-62.83	-25	-37.83	-58.22	-71.73	3.21	12.11	H
	5172	-70.49	-25	-45.49	-53.73	-77.05	2.41	8.97	V
	7760	-57.61	-25	-32.61	-50.32	-66.61	2.86	11.86	V
	10341	-63.35	-25	-38.35	-58.87	-72.25	3.21	12.11	V

Remark: Spurious emissions within 30-1000MHz were found more than 20dB below limit line.

LTE Band 41 / 20MHz / QPSK / RB Size 1 Offset 0									
Channel	Frequency (MHz)	EIRP (dBm)	Limit (dBm)	Over Limit (dB)	SPA Reading (dBm)	S.G. Power (dBm)	TX Cable loss (dB)	TX Antenna Gain (dBi)	Polarization (H/V)
Middle	5168	-72.49	-25	-47.49	-54.41	-79.05	2.41	8.97	H
	7752	-59.55	-25	-34.55	-53.46	-68.55	2.86	11.86	H
	10332	-64.02	-25	-39.02	-59.41	-72.92	3.21	12.11	H
	5168	-70.65	-25	-45.65	-53.89	-77.21	2.41	8.97	V
	7752	-57.55	-25	-32.55	-50.26	-66.55	2.86	11.86	V
	10332	-64.32	-25	-39.32	-59.84	-73.22	3.21	12.11	V

Remark: Spurious emissions within 30-1000MHz were found more than 20dB below limit line.