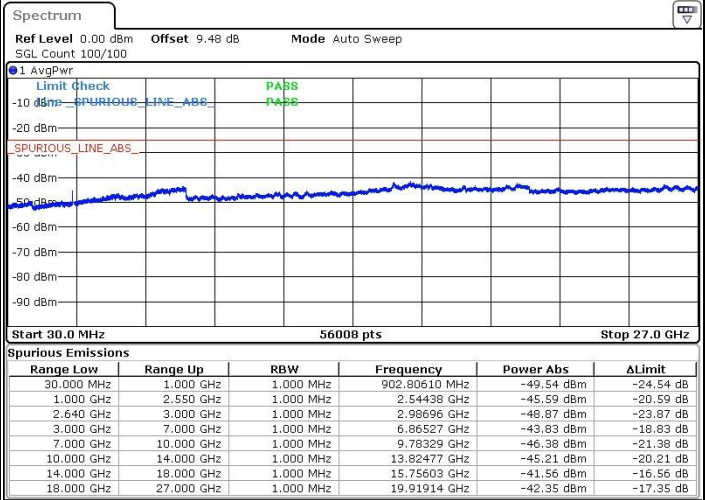
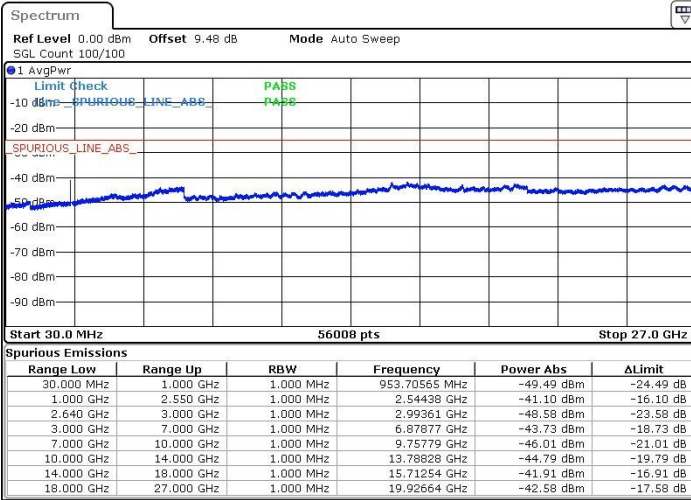




LTE Band 38 / 15MHz

Lowest Channel / QPSK

Lowest Channel / 16QAM

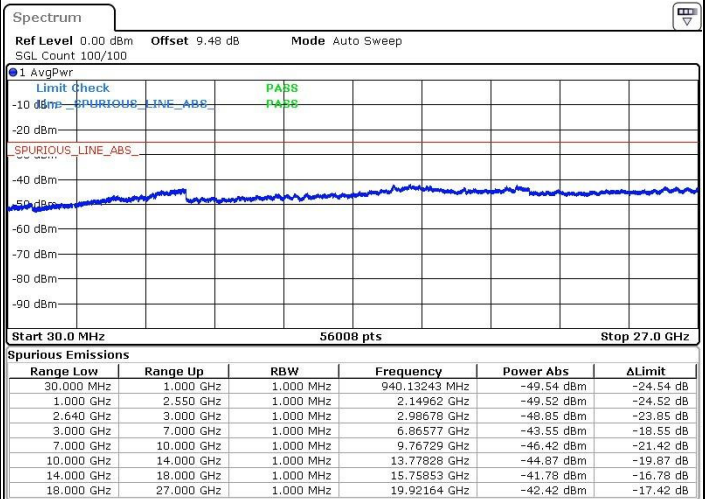
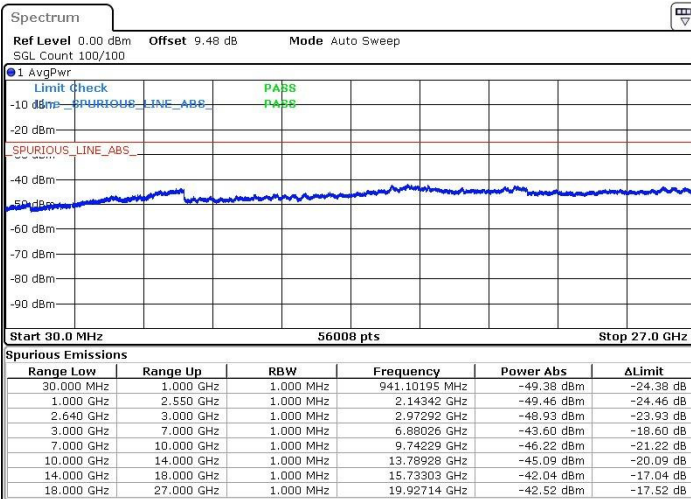


Date: 29 MAR 2016 17:41:58

Date: 29 MAR 2016 17:42:51

Middle Channel / QPSK

Middle Channel / 16QAM



Date: 29 MAR 2016 17:38:57

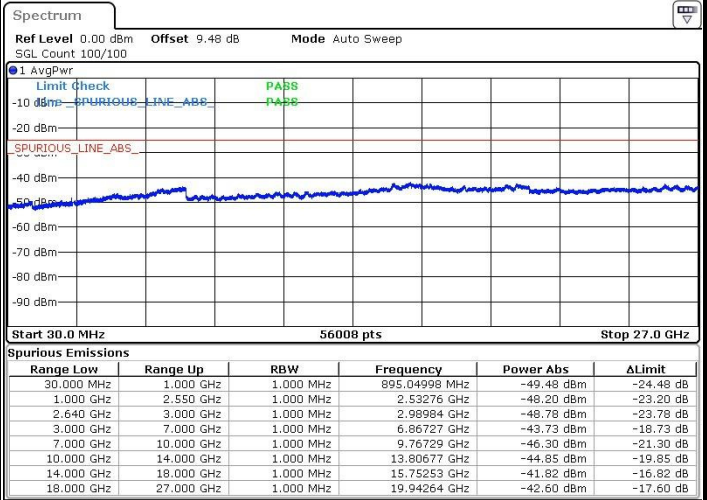
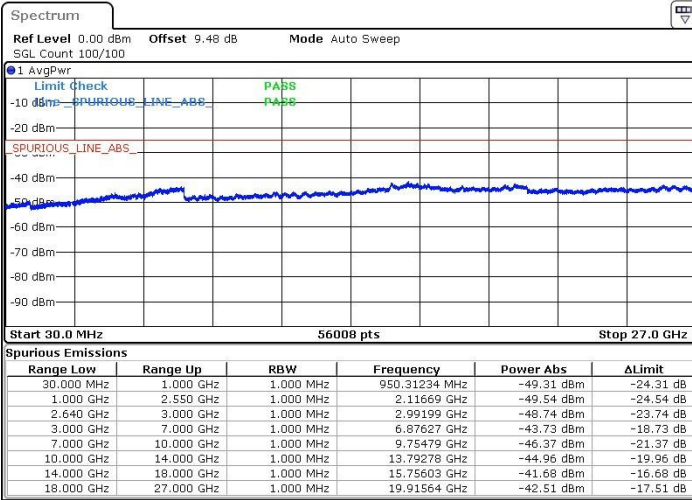
Date: 29 MAR 2016 17:37:00



LTE Band 38 / 15MHz

Highest Channel / QPSK

Highest Channel / 16QAM



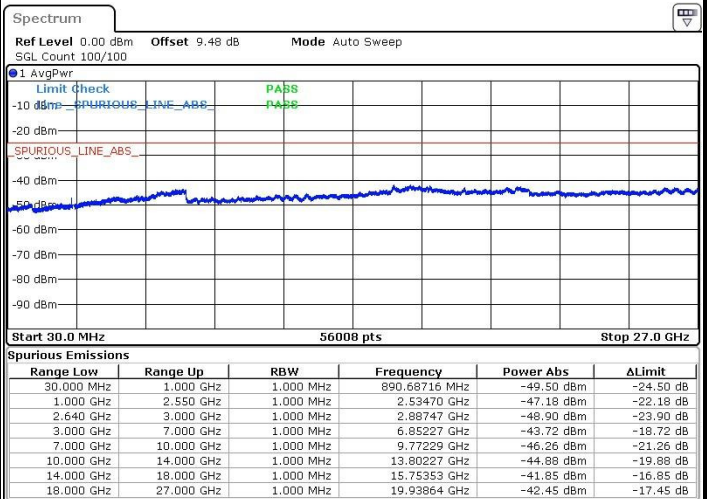
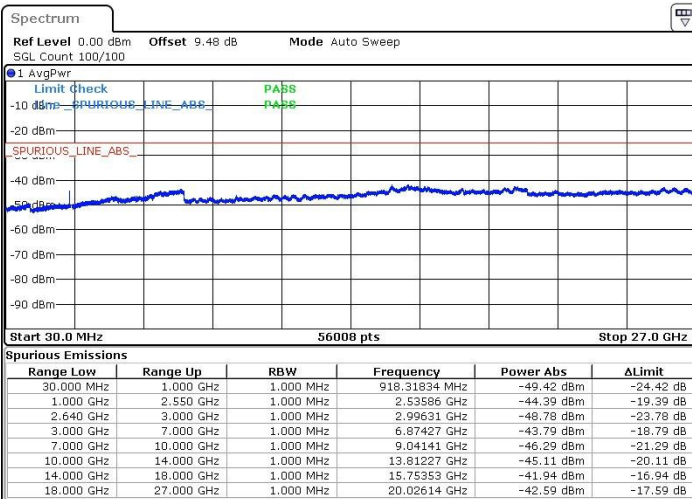
Date: 29.MAR.2016 17:40:53

Date: 29.MAR.2016 17:40:02

LTE Band 38 / 20MHz

Lowest Channel / QPSK

Lowest Channel / 16QAM



Date: 29.MAR.2016 17:45:19

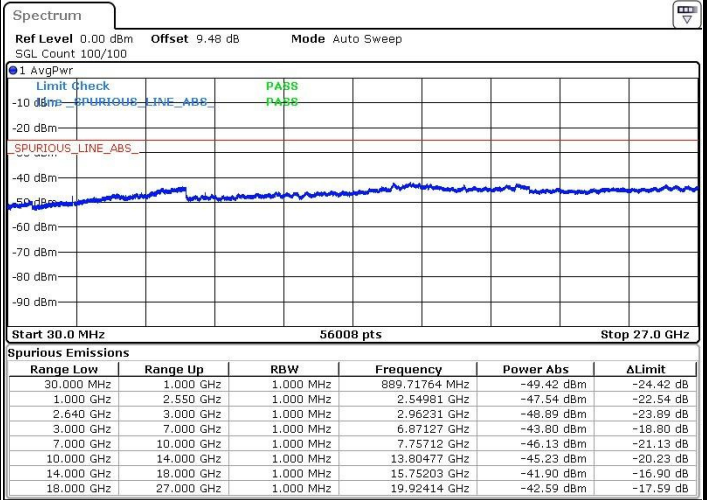
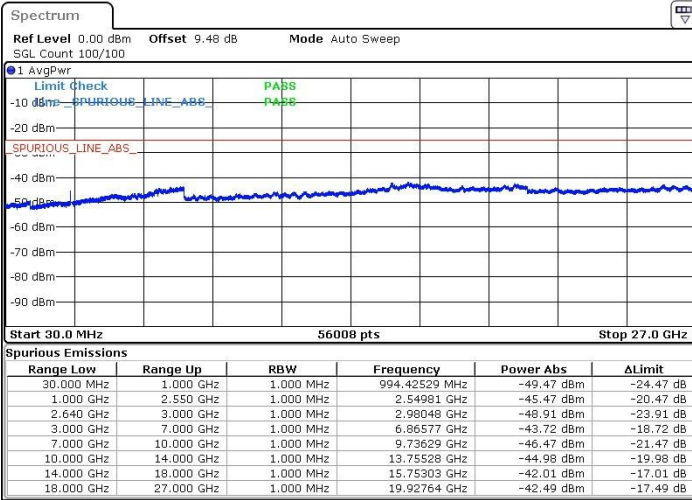
Date: 29.MAR.2016 17:44:00



LTE Band 38 / 20MHz

Middle Channel / QPSK

Middle Channel / 16QAM

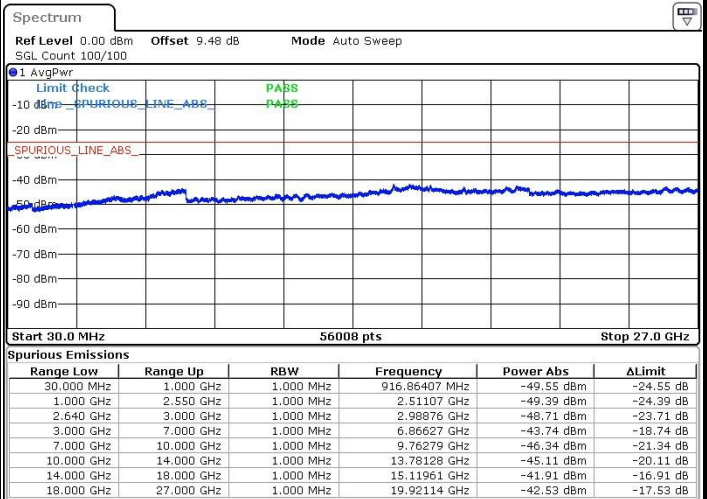
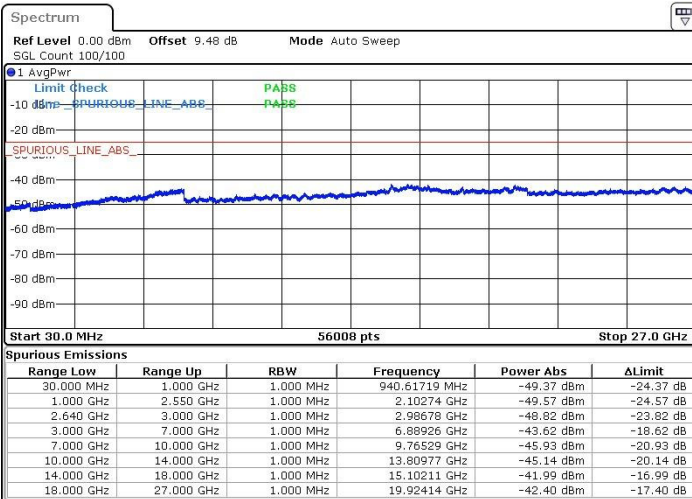


Date: 29 MAR 2016 17:49:25

Date: 29 MAR 2016 17:47:39

Highest Channel / QPSK

Highest Channel / 16QAM



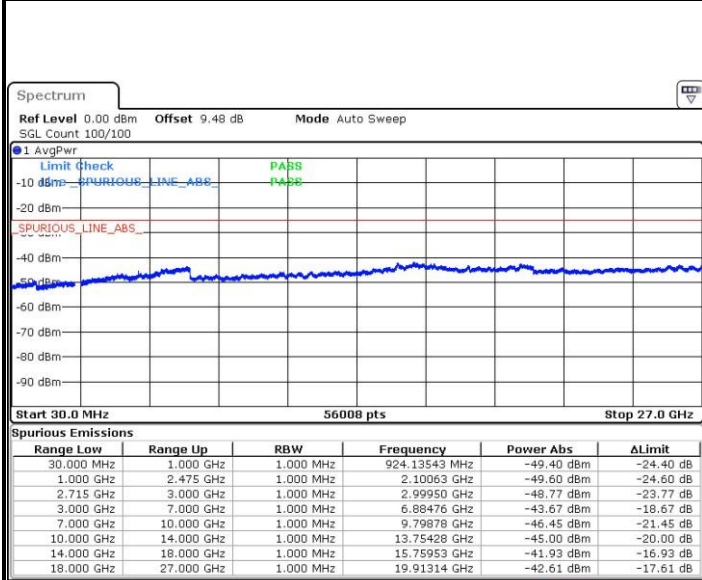
Date: 29 MAR 2016 17:51:52

Date: 29 MAR 2016 17:50:47



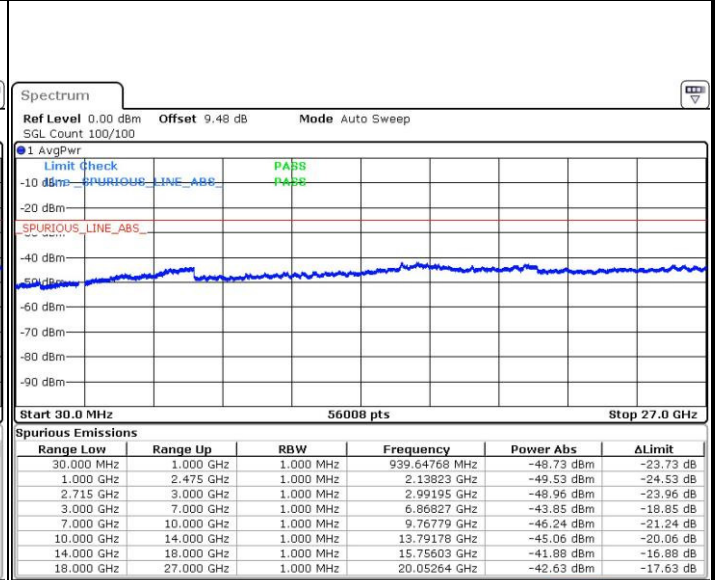
LTE Band 41 / 5MHz

Lowest Channel / QPSK



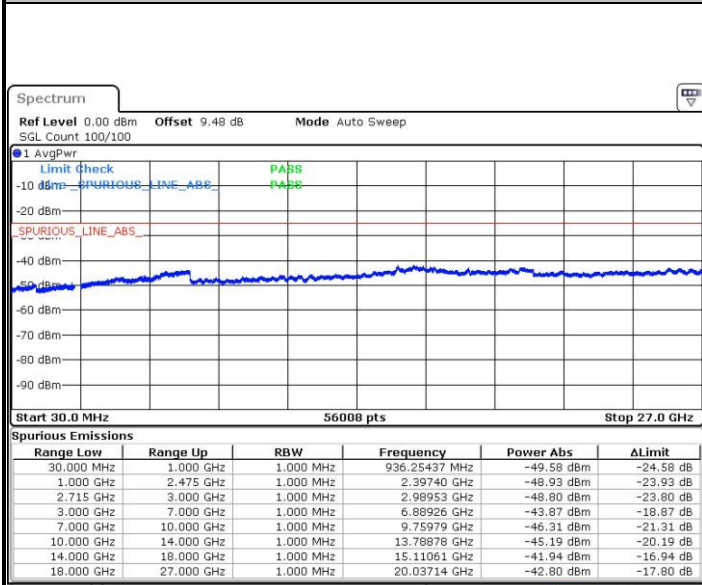
Date: 29 MAR 2016 15:26:58

Lowest Channel / 16QAM



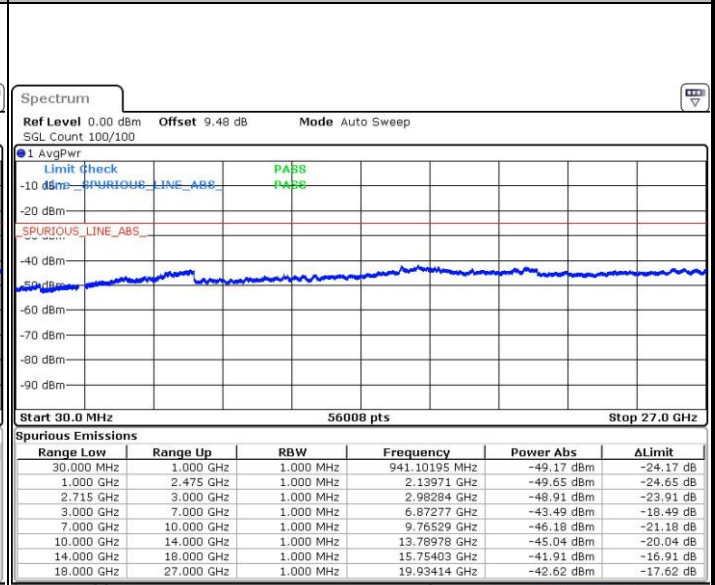
Date: 29 MAR 2016 15:21:55

Middle Channel / QPSK



Date: 29 MAR 2016 15:29:22

Middle Channel / 16QAM

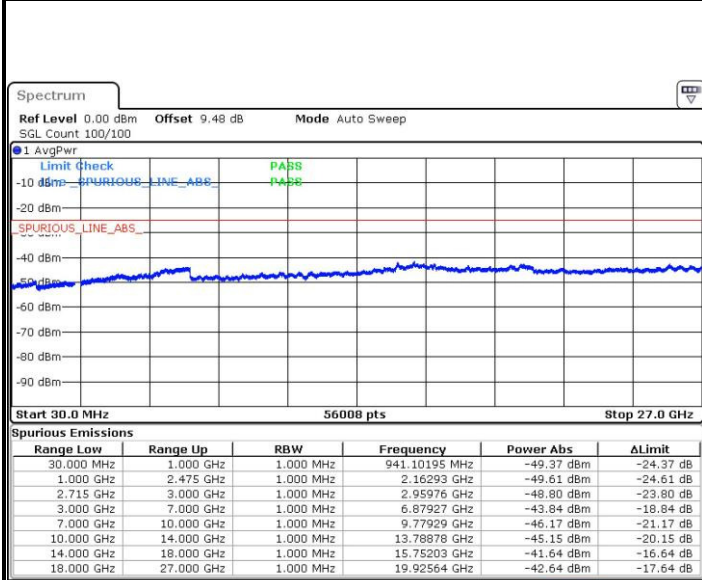


Date: 29 MAR 2016 15:28:01



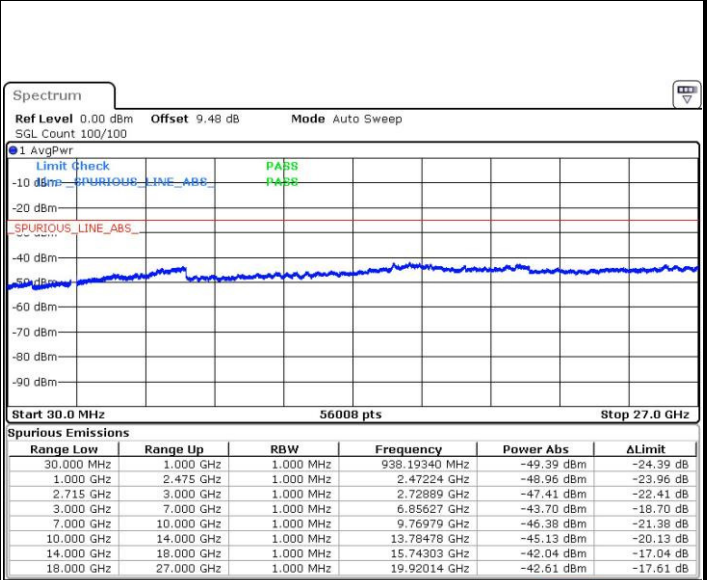
LTE Band 41 / 5MHz

Highest Channel / QPSK



Date: 29 MAR 2016 15:31:24

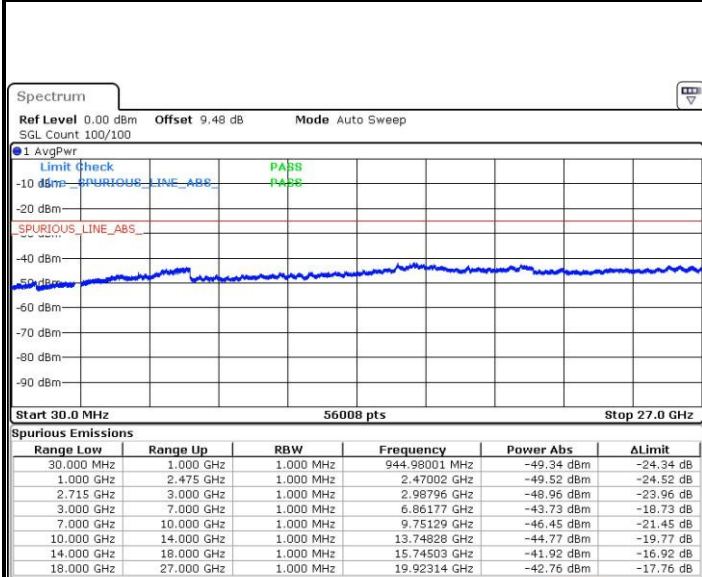
Highest Channel / 16QAM



Date: 29 MAR 2016 15:30:21

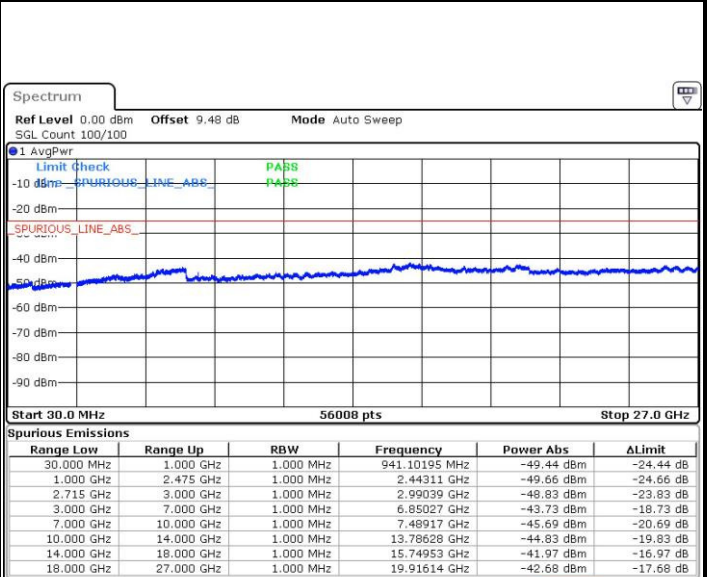
LTE Band 41 / 10MHz

Lowest Channel / QPSK



Date: 29 MAR 2016 15:33:48

Lowest Channel / 16QAM



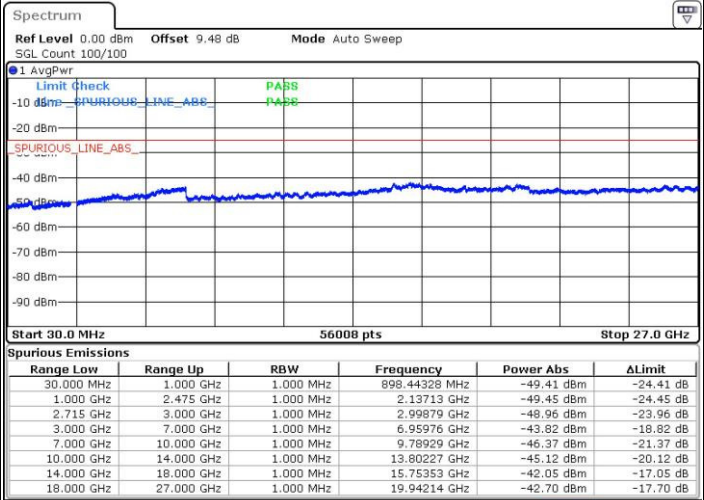
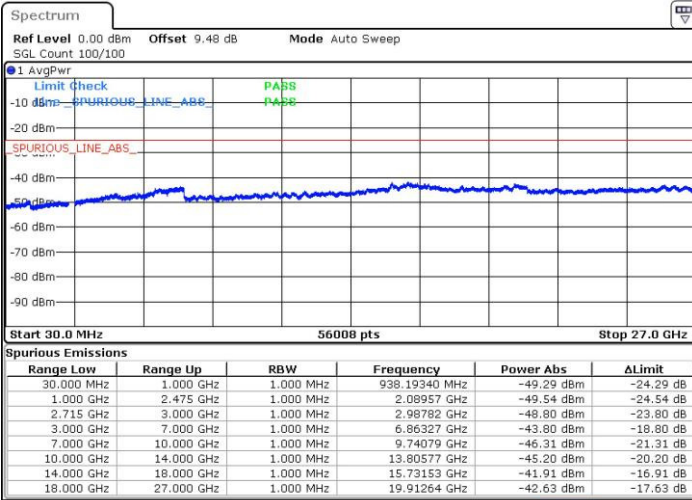
Date: 29 MAR 2016 15:32:45



LTE Band 41 / 10MHz

Middle Channel / QPSK

Middle Channel / 16QAM

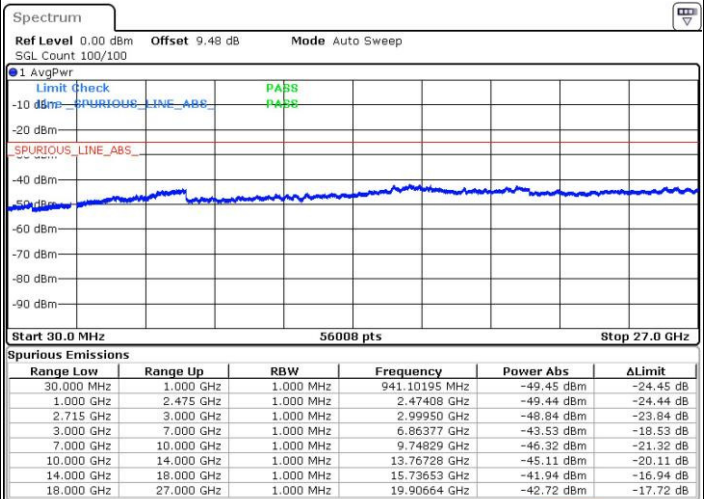
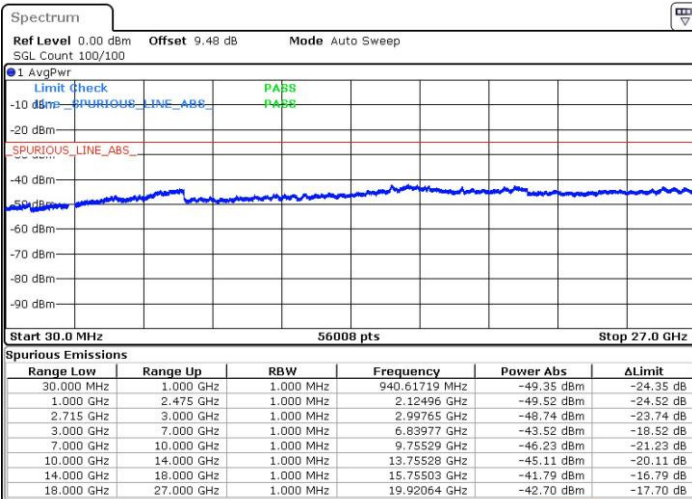


Date: 29 MAR 2016 15:36:22

Date: 29 MAR 2016 15:35:22

Highest Channel / QPSK

Highest Channel / 16QAM



Date: 29 MAR 2016 15:38:25

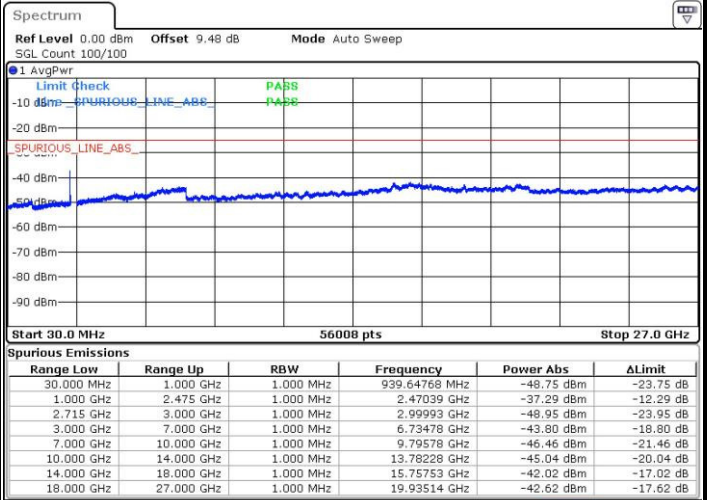
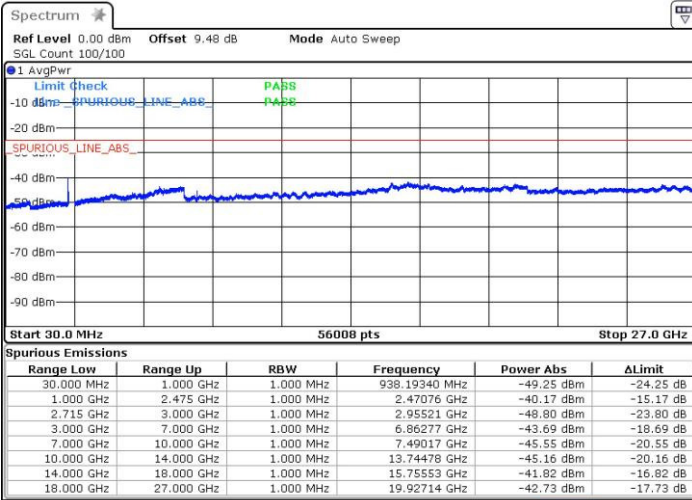
Date: 29 MAR 2016 15:37:32



LTE Band 41 / 15MHz

Lowest Channel / QPSK

Lowest Channel / 16QAM

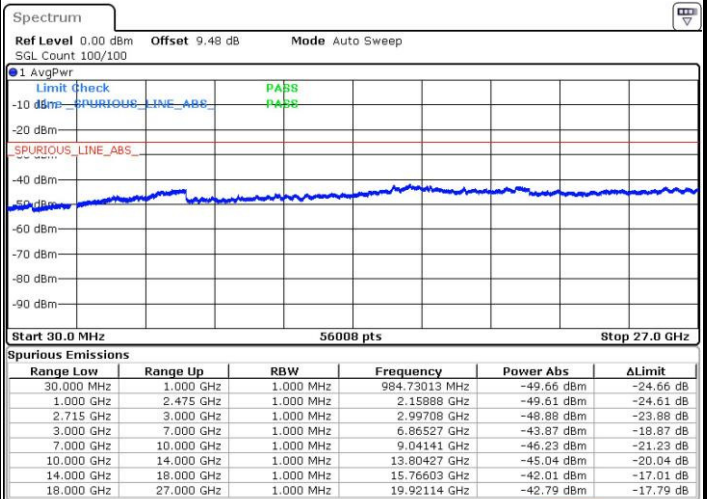
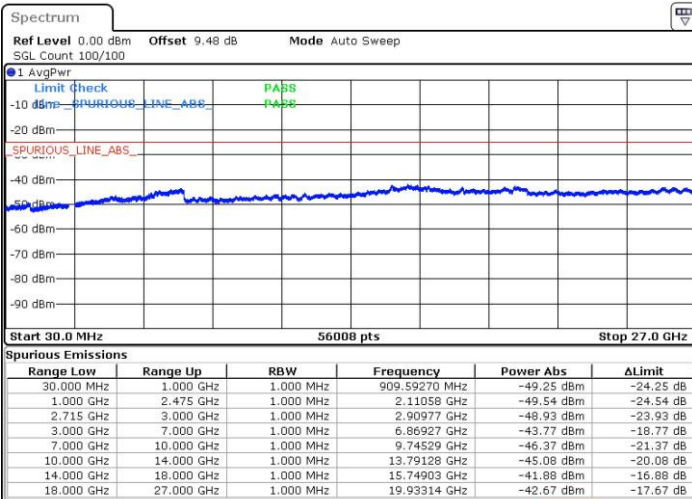


Date: 29 MAR 2016 15:43:53

Date: 29 MAR 2016 15:39:37

Middle Channel / QPSK

Middle Channel / 16QAM



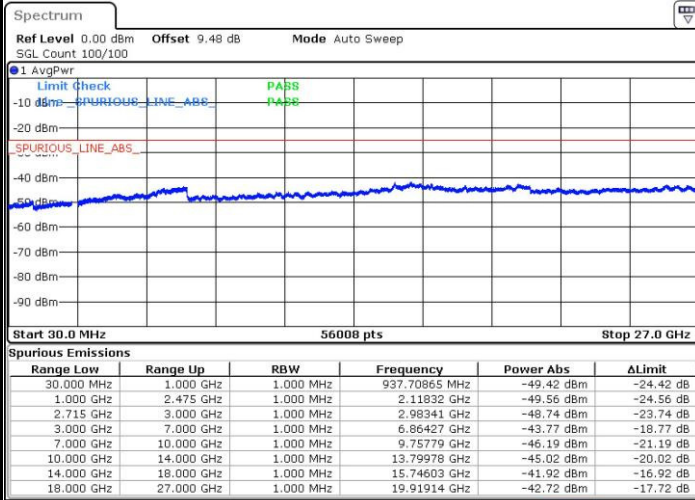
Date: 29 MAR 2016 15:46:23

Date: 29 MAR 2016 15:45:19



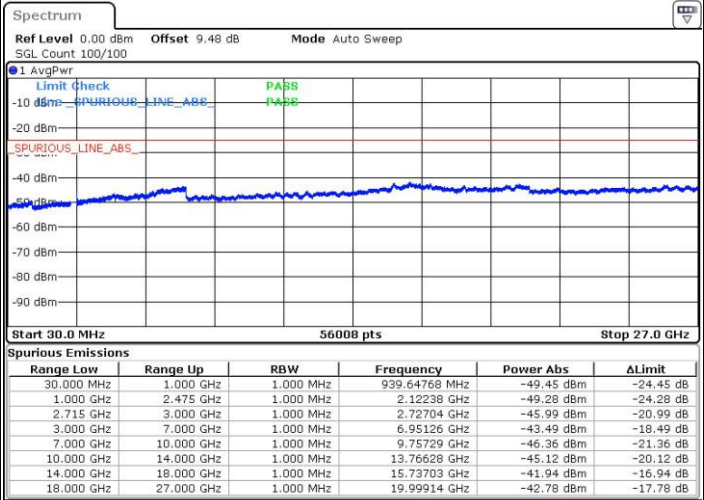
LTE Band 41 / 15MHz

Highest Channel / QPSK



Date: 29 MAR 2016 15:48:48

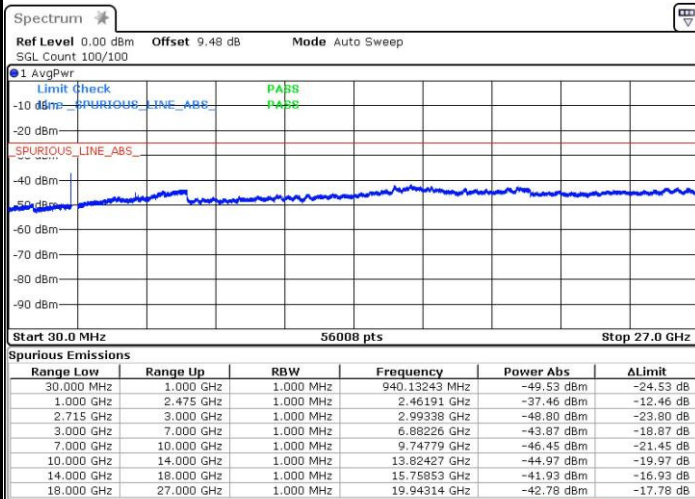
Highest Channel / 16QAM



Date: 29 MAR 2016 15:47:34

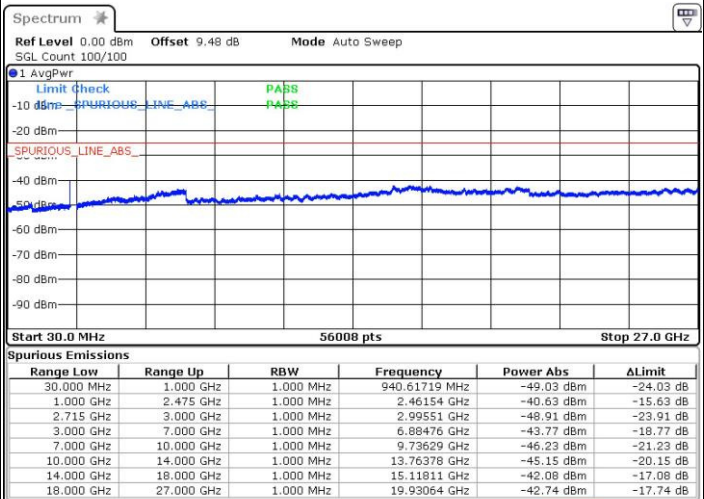
LTE Band 41 / 20MHz

Lowest Channel / QPSK



Date: 29 MAR 2016 15:53:08

Lowest Channel / 16QAM



Date: 29 MAR 2016 15:51:38

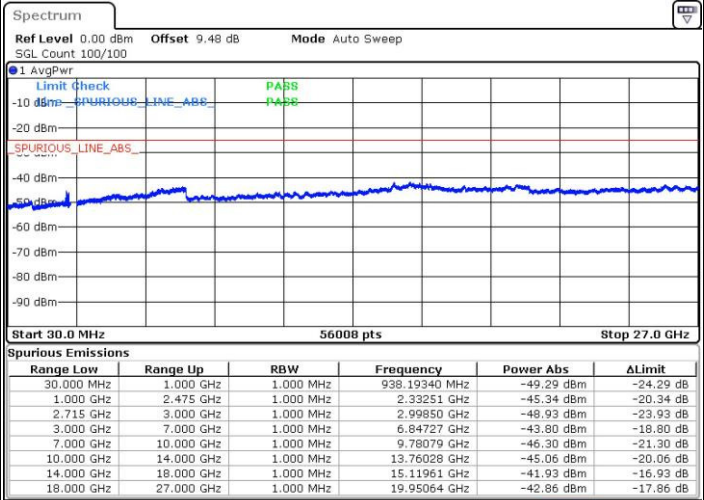
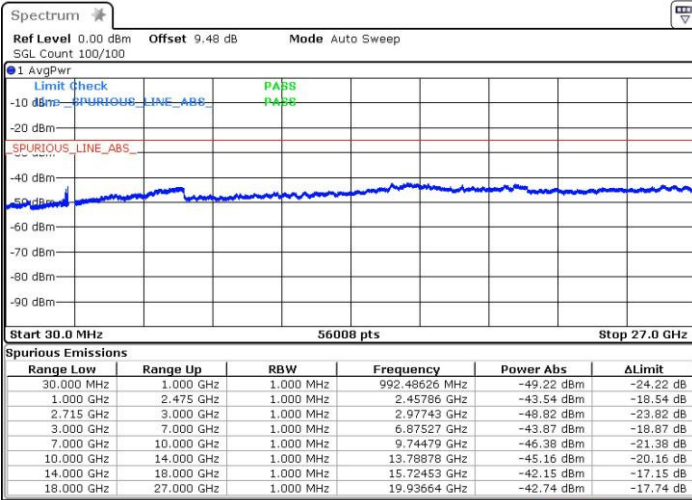




LTE Band 41 / 20MHz

Middle Channel / QPSK

Middle Channel / 16QAM

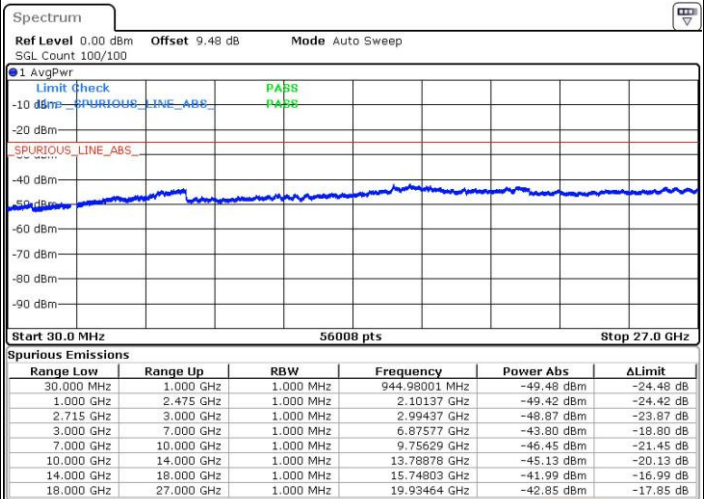
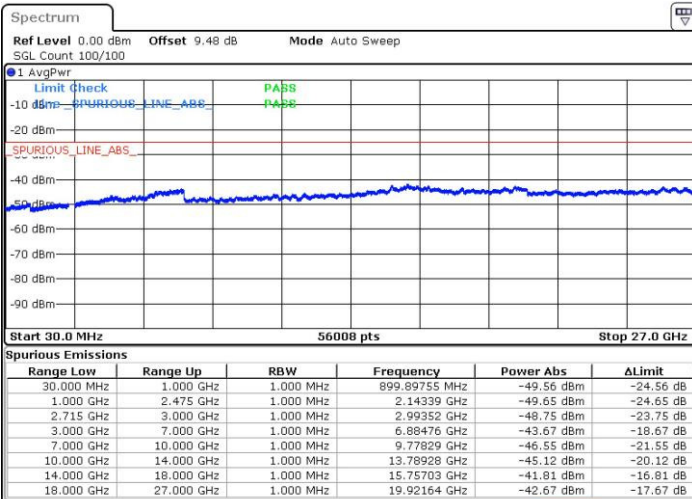


Date: 29 MAR 2016 15:56:05

Date: 29 MAR 2016 15:54:54

Highest Channel / QPSK

Highest Channel / 16QAM



Date: 29 MAR 2016 15:58:08

Date: 29 MAR 2016 15:57:06



**Frequency Stability**

Test Conditions		LTE Band 5 (QPSK) / Middle Channel	Limit
Temperature (°C)	Voltage (Volt)	BW 10MHz	2.5ppm
		Deviation (ppm)	Result
50	Normal Voltage	0.0025	PASS
40	Normal Voltage	0.0018	
30	Normal Voltage	0.0014	
20(Ref.)	Normal Voltage	0.0000	
10	Normal Voltage	0.0010	
0	Normal Voltage	0.0016	
-10	Normal Voltage	0.0012	
-20	Normal Voltage	0.0022	
-30	Normal Voltage	0.0032	
20	Maximum Voltage	0.0024	
20	Normal Voltage	0.0013	
20	Battery End Point	0.0006	

**Note:**

1. Normal Voltage = 3.82 V. ; Battery End Point (BEP) = 3.7 V. ; Maximum Voltage =4.2 V
2. Note: The frequency fundamental emissions stay within the authorized frequency block based on the frequency deviation measured is small.



Test Conditions		LTE Band 7 (QPSK) / Middle Channel	Limit
Temperature (°C)	Voltage (Volt)	BW 10MHz	Note 2.
		Deviation (ppm)	Result
50	Normal Voltage	0.0047	PASS
40	Normal Voltage	0.0029	
30	Normal Voltage	0.0018	
20(Ref.)	Normal Voltage	0.0000	
10	Normal Voltage	0.0021	
0	Normal Voltage	0.0030	
-10	Normal Voltage	0.0008	
-20	Normal Voltage	0.0013	
-30	Normal Voltage	0.0019	
20	Maximum Voltage	0.0011	
20	Normal Voltage	0.0003	
20	Battery End Point	0.0013	

**Note:**

1. Normal Voltage = 3.82 V. ; Battery End Point (BEP) = 3.7 V. ; Maximum Voltage =4.2 V
2. Note: The frequency fundamental emissions stay within the authorized frequency block based on the frequency deviation measured is small.



Test Conditions		LTE Band 38 (QPSK) / Middle Channel	Limit
Temperature (°C)	Voltage (Volt)	BW 10MHz	Note 2.
		Deviation (ppm)	Result
50	Normal Voltage	0.0018	PASS
40	Normal Voltage	0.0015	
30	Normal Voltage	0.0006	
20(Ref.)	Normal Voltage	0.0000	
10	Normal Voltage	0.0017	
0	Normal Voltage	0.0025	
-10	Normal Voltage	0.0015	
-20	Normal Voltage	0.0004	
-30	Normal Voltage	0.0007	
20	Maximum Voltage	0.0027	
20	Normal Voltage	0.0002	
20	Battery End Point	0.0003	

**Note:**

1. Normal Voltage = 3.82V. ; Battery End Point (BEP) = 3.7V. ; Maximum Voltage =4.2 V
2. Note: The frequency fundamental emissions stay within the authorized frequency block based on the frequency deviation measured is small.



Test Conditions		LTE Band 41 (QPSK) / Middle Channel	Limit
Temperature (°C)	Voltage (Volt)	BW 10MHz	Note 2.
		Deviation (ppm)	Result
50	Normal Voltage	0.0027	PASS
40	Normal Voltage	0.0019	
30	Normal Voltage	0.0012	
20(Ref.)	Normal Voltage	0.0000	
10	Normal Voltage	0.0010	
0	Normal Voltage	0.0022	
-10	Normal Voltage	0.0006	
-20	Normal Voltage	0.0008	
-30	Normal Voltage	0.0012	
20	Maximum Voltage	0.0007	
20	Normal Voltage	0.0001	
20	Battery End Point	0.0008	

**Note:**

1. Normal Voltage = 3.82V. ; Battery End Point (BEP) = 3.7 V. ; Maximum Voltage =4.2 V
2. Note: The frequency fundamental emissions stay within the authorized frequency block based on the frequency deviation measured is small.



## Appendix B. Test Results of Radiated Test

### ERP/EIRP

LTE Band 5 / 1.4MHz (Average)							
Channel	Modulation	RB		Horizontal		Vertical	
		Size	Offset	ERP(dBm)	ERP(W)	ERP(dBm)	ERP(W)
Lowest	QPSK	3	0	19.47	0.0885	5.68	0.0037
Middle		3	0	19.39	0.0869	6.42	0.0044
Highest		1	3	19.65	0.0923	7.16	0.0052
Lowest	16QAM	1	3	18.63	0.0729	4.87	0.0031
Middle		1	3	18.54	0.0714	5.53	0.0036
Highest		1	5	19.10	0.0813	6.67	0.0046
Limit	ERP < 7W			Result		PASS	

LTE Band 5 / 3MHz (Average)							
Channel	Modulation	RB		Horizontal		Vertical	
		Size	Offset	ERP(dBm)	ERP(W)	ERP(dBm)	ERP(W)
Lowest	QPSK	1	8	19.60	0.0912	5.90	0.0039
Middle		1	8	19.39	0.0869	6.36	0.0043
Highest		1	8	19.27	0.0845	6.70	0.0047
Lowest	16QAM	1	8	18.78	0.0755	5.07	0.0032
Middle		1	8	18.60	0.0724	5.56	0.0036
Highest		1	14	19.09	0.0811	6.63	0.0046
Limit	ERP < 7W			Result		PASS	



LTE Band 5 / 5MHz (Average)							
Channel	Modulation	RB		Horizontal		Vertical	
		Size	Offset	ERP(dBm)	ERP(W)	ERP(dBm)	ERP(W)
Lowest	QPSK	1	0	19.59	0.0910	5.75	0.0038
Middle		1	0	19.37	0.0865	6.44	0.0044
Highest		1	24	19.64	0.0920	7.15	0.0052
Lowest	16QAM	1	12	18.68	0.0738	4.98	0.0031
Middle		1	0	18.51	0.0710	5.58	0.0036
Highest		1	24	18.95	0.0785	6.49	0.0045
Limit	ERP < 7W			Result		PASS	

LTE Band 5 / 10MHz (Average)							
Channel	Modulation	RB		Horizontal		Vertical	
		Size	Offset	ERP(dBm)	ERP(W)	ERP(dBm)	ERP(W)
Lowest	QPSK	1	0	19.65	0.0923	5.79	0.0038
Middle		1	0	18.06	0.0640	4.82	0.0030
Highest		1	0	19.38	0.0867	6.47	0.0044
Lowest	16QAM	1	0	18.72	0.0745	4.92	0.0031
Middle		1	0	17.58	0.0573	4.33	0.0027
Highest		1	25	17.61	0.0577	5.08	0.0032
Limit	ERP < 7W			Result		PASS	

LTE Band 7 / 5MHz (Average)							
Channel	Modulation	RB		Horizontal		Vertical	
		Size	Offset	EIRP(dBm)	EIRP(W)	EIRP(dBm)	EIRP(W)
Lowest	QPSK	1	12	22.30	0.1698	22.02	0.1592
Middle		1	0	22.51	0.1782	22.51	0.1782
Highest		1	24	22.34	0.1714	22.32	0.1706
Lowest	16QAM	1	12	21.59	0.1442	21.31	0.1352
Middle		1	0	21.80	0.1514	21.66	0.1466
Highest		1	12	21.53	0.1422	21.48	0.1406
Limit	EIRP < 2W			Result		PASS	



LTE Band 7 / 10MHz (Average)							
Channel	Modulation	RB		Horizontal		Vertical	
		Size	Offset	EIRP(dBm)	EIRP(W)	EIRP(dBm)	EIRP(W)
Lowest	QPSK	1	49	22.44	0.1754	21.94	0.1563
Middle		1	0	22.78	0.1897	22.60	0.1820
Highest		1	49	22.46	0.1762	22.44	0.1754
Lowest	16QAM	1	49	21.74	0.1493	21.25	0.1334
Middle		1	0	21.88	0.1542	21.74	0.1493
Highest		1	49	21.53	0.1422	21.50	0.1413
Limit	EIRP < 2W			Result		PASS	

LTE Band 7 / 15MHz (Average)							
Channel	Modulation	RB		Horizontal		Vertical	
		Size	Offset	EIRP(dBm)	EIRP(W)	EIRP(dBm)	EIRP(W)
Lowest	QPSK	1	74	22.09	0.1618	21.60	0.1445
Middle		1	0	22.81	0.1910	22.67	0.1849
Highest		1	74	22.53	0.1791	22.52	0.1786
Lowest	16QAM	1	74	21.40	0.1380	20.92	0.1236
Middle		1	0	21.89	0.1545	21.75	0.1496
Highest		1	74	21.57	0.1435	21.53	0.1422
Limit	EIRP < 2W			Result		PASS	

LTE Band 7 / 20MHz (Average)							
Channel	Modulation	RB		Horizontal		Vertical	
		Size	Offset	EIRP(dBm)	EIRP(W)	EIRP(dBm)	EIRP(W)
Lowest	QPSK	1	0	22.36	0.1722	22.16	0.1644
Middle		1	0	22.83	0.1919	22.65	0.1841
Highest		1	0	22.60	0.1820	21.84	0.1528
Lowest	16QAM	1	99	22.31	0.1702	21.85	0.1531
Middle		1	0	22.00	0.1585	21.81	0.1517
Highest		1	99	21.64	0.1459	21.55	0.1429
Limit	EIRP < 2W			Result		PASS	





LTE Band 38 / 5MHz (Average)							
Channel	Modulation	RB		Horizontal		Vertical	
		Size	Offset	EIRP(dBm)	EIRP(W)	EIRP(dBm)	EIRP(W)
Lowest	QPSK	1	0	22.44	0.1754	22.38	0.1730
Middle		1	0	22.95	0.1972	22.69	0.1858
Highest		1	12	22.70	0.1862	22.63	0.1832
Lowest	16QAM	1	0	21.64	0.1459	21.56	0.1432
Middle		1	0	22.02	0.1592	21.78	0.1507
Highest		1	12	21.78	0.1507	21.71	0.1483
Limit	EIRP < 2W			Result		PASS	

LTE Band 38 / 10MHz (Average)							
Channel	Modulation	RB		Horizontal		Vertical	
		Size	Offset	EIRP(dBm)	EIRP(W)	EIRP(dBm)	EIRP(W)
Lowest	QPSK	1	0	22.52	0.1786	22.46	0.1762
Middle		1	0	23.12	0.2051	22.77	0.1892
Highest		1	0	22.78	0.1897	22.86	0.1932
Lowest	16QAM	1	0	21.48	0.1406	21.41	0.1384
Middle		1	0	22.06	0.1607	21.71	0.1483
Highest		1	0	21.91	0.1552	21.97	0.1574
Limit	EIRP < 2W			Result		PASS	

LTE Band 38 / 15MHz (Average)							
Channel	Modulation	RB		Horizontal		Vertical	
		Size	Offset	EIRP(dBm)	EIRP(W)	EIRP(dBm)	EIRP(W)
Lowest	QPSK	1	0	22.46	0.1762	22.37	0.1726
Middle		1	37	22.96	0.1977	22.82	0.1914
Highest		1	0	22.81	0.1910	22.93	0.1963
Lowest	16QAM	1	0	21.44	0.1393	21.37	0.1371
Middle		1	0	22.31	0.1702	21.90	0.1549
Highest		1	0	22.03	0.1596	22.15	0.1641
Limit	EIRP < 2W			Result		PASS	



LTE Band 38 / 20MHz (Average)							
Channel	Modulation	RB		Horizontal		Vertical	
		Size	Offset	EIRP(dBm)	EIRP(W)	EIRP(dBm)	EIRP(W)
Lowest	QPSK	1	0	22.47	0.1766	22.37	0.1726
Middle		1	0	23.00	0.1995	22.55	0.1799
Highest		1	0	22.69	0.1858	22.78	0.1897
Lowest	16QAM	1	0	21.60	0.1445	21.67	0.1469
Middle		1	0	22.20	0.1660	21.73	0.1489
Highest		1	0	21.66	0.1466	21.75	0.1496
Limit	EIRP < 2W			Result		PASS	

LTE Band 41 / 5MHz (Average)							
Channel	Modulation	RB		Horizontal		Vertical	
		Size	Offset	EIRP(dBm)	EIRP(W)	EIRP(dBm)	EIRP(W)
Lowest	QPSK	1	12	22.65	0.1841	22.52	0.1786
Middle		1	12	23.01	0.2000	22.72	0.1871
Highest		1	12	22.74	0.1879	22.32	0.1706
Lowest	16QAM	1	12	21.72	0.1486	21.66	0.1466
Middle		1	12	22.17	0.1648	21.90	0.1549
Highest		1	12	21.82	0.1521	21.40	0.1380
Limit	EIRP < 2W			Result		PASS	

LTE Band 41 / 10MHz (Average)							
Channel	Modulation	RB		Horizontal		Vertical	
		Size	Offset	EIRP(dBm)	EIRP(W)	EIRP(dBm)	EIRP(W)
Lowest	QPSK	1	0	22.44	0.1754	22.44	0.1754
Middle		1	0	22.97	0.1982	22.55	0.1799
Highest		1	0	22.79	0.1901	22.34	0.1714
Lowest	16QAM	1	0	21.39	0.1377	21.33	0.1358
Middle		1	0	21.94	0.1563	21.55	0.1429
Highest		1	0	21.86	0.1535	21.31	0.1352
Limit	EIRP < 2W			Result		PASS	



LTE Band 41 / 15MHz (Average)							
Channel	Modulation	RB		Horizontal		Vertical	
		Size	Offset	EIRP(dBm)	EIRP(W)	EIRP(dBm)	EIRP(W)
Lowest	QPSK	1	0	22.58	0.1811	22.47	0.1766
Middle		1	37	22.92	0.1959	22.67	0.1849
Highest		1	0	22.71	0.1866	22.34	0.1714
Lowest	16QAM	1	0	21.92	0.1556	21.80	0.1514
Middle		1	37	22.02	0.1592	21.58	0.1439
Highest		1	0	21.92	0.1556	21.53	0.1422
Limit	EIRP < 2W			Result		PASS	

LTE Band 41 / 20MHz (Average)							
Channel	Modulation	RB		Horizontal		Vertical	
		Size	Offset	EIRP(dBm)	EIRP(W)	EIRP(dBm)	EIRP(W)
Lowest	QPSK	1	0	22.63	0.1832	22.53	0.1791
Middle		1	0	23.00	0.1995	22.51	0.1782
Highest		1	0	22.63	0.1832	22.40	0.1738
Lowest	16QAM	1	0	21.88	0.1542	21.76	0.1500
Middle		1	0	22.15	0.1641	21.72	0.1486
Highest		1	0	21.81	0.1517	21.55	0.1429
Limit	EIRP < 2W			Result		PASS	



Radiated Spurious Emission

Table with 10 columns: Channel, Frequency (MHz), ERP (dBm), Limit (dBm), Over Limit (dB), SPA Reading (dBm), S.G. Power (dBm), TX Cable loss (dB), TX Antenna Gain (dBi), Polarization (H/V). Rows include Middle channel frequencies: 1671.92, 2507.88, 3343.84.

Remark: Spurious emissions within 30-1000MHz were found more than 20dB below limit line.

Table with 10 columns: Channel, Frequency (MHz), ERP (dBm), Limit (dBm), Over Limit (dB), SPA Reading (dBm), S.G. Power (dBm), TX Cable loss (dB), TX Antenna Gain (dBi), Polarization (H/V). Rows include Middle channel frequencies: 1670.66, 2505.99, 3341.32.

Remark: Spurious emissions within 30-1000MHz were found more than 20dB below limit line.

Table with 10 columns: Channel, Frequency (MHz), ERP (dBm), Limit (dBm), Over Limit (dB), SPA Reading (dBm), S.G. Power (dBm), TX Cable loss (dB), TX Antenna Gain (dBi), Polarization (H/V). Rows include Middle channel frequencies: 1668.68, 2503.02, 3337.36.

Remark: Spurious emissions within 30-1000MHz were found more than 20dB below limit line.



LTE Band 5 / 10MHz / QPSK / RB Size 1 Offset 0									
Channel	Frequency ( MHz )	ERP ( dBm )	Limit ( dBm )	Over Limit ( dB )	SPA Reading (dBm)	S.G. Power ( dBm )	TX Cable loss ( dB )	TX Antenna Gain (dBi)	Polarization (H/V)
Middle	1664.18	-62.42	-13	-49.42	-69.99	-69.10	0.57	9.40	H
	2496.27	-58.16	-13	-45.16	-70.44	-65.87	0.74	10.60	H
	3328.36	-57.27	-13	-44.27	-72.87	-66.87	0.85	12.60	H
	1664.18	-62.32	-13	-49.32	-69.15	-69.00	0.57	9.40	V
	2496.27	-59.04	-13	-46.04	-70.54	-66.75	0.74	10.60	V
	3328.36	-57.31	-13	-44.31	-71.92	-66.91	0.85	12.60	V

Remark: Spurious emissions within 30-1000MHz were found more than 20dB below limit line.

LTE Band 7 / 5MHz / QPSK / RB Size 1 Offset 0									
Channel	Frequency ( MHz )	EIRP ( dBm )	Limit ( dBm )	Over Limit ( dB )	SPA Reading (dBm)	S.G. Power ( dBm )	TX Cable loss ( dB )	TX Antenna Gain (dBi)	Polarization (H/V)
Middle	5065.68	-50.73	-25.00	-25.73	-72.96	-62.48	0.95	12.70	H
	7598.52	-47.58	-25.00	-22.58	-75.15	-57.59	1.69	11.70	H
	10131.36	-45.46	-25.00	-20.46	-76.40	-55.93	1.63	12.10	H
	5065.68	-51.43	-25.00	-26.43	-73.15	-63.18	0.95	12.70	V
	7598.52	-47.95	-25.00	-22.95	-75.37	-57.96	1.69	11.70	V
	10131.36	-47.28	-25.00	-22.28	-77.18	-57.75	1.63	12.10	V

Remark: Spurious emissions within 30-1000MHz were found more than 20dB below limit line.

LTE Band 7 / 10MHz / QPSK / RB Size 1 Offset 0									
Channel	Frequency ( MHz )	EIRP ( dBm )	Limit ( dBm )	Over Limit ( dB )	SPA Reading (dBm)	S.G. Power ( dBm )	TX Cable loss ( dB )	TX Antenna Gain (dBi)	Polarization (H/V)
Middle	5061.18	-49.95	-25.00	-24.95	-72.18	-61.70	0.95	12.70	H
	7591.77	-47.86	-25.00	-22.86	-75.43	-57.87	1.69	11.70	H
	10122.36	-46.00	-25.00	-21.00	-76.94	-56.47	1.63	12.10	H
	5061.18	-51.38	-25.00	-26.38	-73.10	-63.13	0.95	12.70	V
	7591.77	-48.82	-25.00	-23.82	-76.24	-58.83	1.69	11.70	V
	10122.36	-46.48	-25.00	-21.48	-76.38	-56.95	1.63	12.10	V

Remark: Spurious emissions within 30-1000MHz were found more than 20dB below limit line.



LTE Band 7 / 15MHz / QPSK / RB Size 1 Offset 0									
Channel	Frequency ( MHz )	EIRP ( dBm )	Limit ( dBm )	Over Limit ( dB )	SPA Reading (dBm)	S.G. Power ( dBm )	TX Cable loss ( dB )	TX Antenna Gain (dBi)	Polarization (H/V)
Middle	5056.68	-50.71	-25.00	-25.71	-72.94	-62.46	0.95	12.70	H
	7585.02	-47.80	-25.00	-22.80	-75.37	-57.81	1.69	11.70	H
	10113.70	-45.67	-25.00	-20.67	-76.61	-56.14	1.63	12.10	H
	5056.68	-50.67	-25.00	-25.67	-72.39	-62.42	0.95	12.70	V
	7585.02	-48.40	-25.00	-23.40	-75.82	-58.41	1.69	11.70	V
	10113.70	-46.81	-25.00	-21.81	-76.71	-57.28	1.63	12.10	V

Remark: Spurious emissions within 30-1000MHz were found more than 20dB below limit line.

LTE Band 7 / 20MHz / QPSK / RB Size 1 Offset 0									
Channel	Frequency ( MHz )	EIRP ( dBm )	Limit ( dBm )	Over Limit ( dB )	SPA Reading (dBm)	S.G. Power ( dBm )	TX Cable loss ( dB )	TX Antenna Gain (dBi)	Polarization (H/V)
Middle	5052.18	-50.74	-25.00	-25.74	-72.97	-62.49	0.95	12.70	H
	7578.27	-48.16	-25.00	-23.16	-75.73	-58.17	1.69	11.70	H
	10104.36	-45.49	-25.00	-20.49	-76.43	-55.96	1.63	12.10	H
	5052.18	-51.53	-25.00	-26.53	-73.25	-63.28	0.95	12.70	V
	7578.27	-48.43	-25.00	-23.43	-75.85	-58.44	1.69	11.70	V
	10104.36	-47.68	-25.00	-22.68	-77.58	-58.15	1.63	12.10	V

Remark: Spurious emissions within 30-1000MHz were found more than 20dB below limit line.

LTE Band 38 / 5MHz / QPSK / RB Size 1 Offset 0									
Channel	Frequency ( MHz )	EIRP ( dBm )	Limit ( dBm )	Over Limit ( dB )	SPA Reading (dBm)	S.G. Power ( dBm )	TX Cable loss ( dB )	TX Antenna Gain (dBi)	Polarization (H/V)
Middle	5185.68	-50.62	-25.00	-25.62	-72.85	-62.37	0.95	12.70	H
	7778.52	-48.09	-25.00	-23.09	-75.66	-58.10	1.69	11.70	H
	10371.36	-45.92	-25.00	-20.92	-76.86	-56.39	1.63	12.10	H
	5185.68	-51.12	-25.00	-26.12	-72.84	-62.87	0.95	12.70	V
	7778.52	-49.06	-25.00	-24.06	-76.48	-59.07	1.69	11.70	V
	10371.36	-45.93	-25.00	-20.93	-75.83	-56.40	1.63	12.10	V

Remark: Spurious emissions within 30-1000MHz were found more than 20dB below limit line.



LTE Band 38 / 10MHz / QPSK / RB Size 1 Offset 0									
Channel	Frequency ( MHz )	EIRP ( dBm )	Limit ( dBm )	Over Limit ( dB )	SPA Reading (dBm)	S.G. Power ( dBm )	TX Cable loss ( dB )	TX Antenna Gain (dBi)	Polarization (H/V)
Middle	5181.18	-50.77	-25.00	-25.77	-73.00	-62.52	0.95	12.70	H
	7771.77	-47.27	-25.00	-22.27	-74.84	-57.28	1.69	11.70	H
	10362.36	-45.62	-25.00	-20.62	-76.56	-56.09	1.63	12.10	H
	5181.18	-51.62	-25.00	-26.62	-73.34	-63.37	0.95	12.70	V
	7771.77	-48.33	-25.00	-23.33	-75.75	-58.34	1.69	11.70	V
	10362.36	-47.03	-25.00	-22.03	-76.93	-57.50	1.63	12.10	V

Remark: Spurious emissions within 30-1000MHz were found more than 20dB below limit line.

LTE Band 38 / 15MHz / QPSK / RB Size 1 Offset 0									
Channel	Frequency ( MHz )	EIRP ( dBm )	Limit ( dBm )	Over Limit ( dB )	SPA Reading (dBm)	S.G. Power ( dBm )	TX Cable loss ( dB )	TX Antenna Gain (dBi)	Polarization (H/V)
Middle	5176.68	-50.01	-25.00	-25.01	-72.24	-61.76	0.95	12.70	H
	7765.02	-48.50	-25.00	-23.50	-76.07	-58.51	1.69	11.70	H
	10353.36	-45.37	-25.00	-20.37	-76.31	-55.84	1.63	12.10	H
	5176.68	-51.39	-25.00	-26.39	-73.11	-63.14	0.95	12.70	V
	7765.02	-48.70	-25.00	-23.70	-76.12	-58.71	1.69	11.70	V
	10353.36	-45.71	-25.00	-20.71	-75.61	-56.18	1.63	12.10	V

Remark: Spurious emissions within 30-1000MHz were found more than 20dB below limit line.

LTE Band 38 / 20MHz / QPSK / RB Size 1 Offset 0									
Channel	Frequency ( MHz )	EIRP ( dBm )	Limit ( dBm )	Over Limit ( dB )	SPA Reading (dBm)	S.G. Power ( dBm )	TX Cable loss ( dB )	TX Antenna Gain (dBi)	Polarization (H/V)
Middle	5172.18	-49.63	-25.00	-24.63	-71.86	-61.38	0.95	12.70	H
	7758.27	-48.36	-25.00	-23.36	-75.93	-58.37	1.69	11.70	H
	10344.36	-45.77	-25.00	-20.77	-76.71	-56.24	1.63	12.10	H
	5172.18	-51.31	-25.00	-26.31	-73.03	-63.06	0.95	12.70	V
	7758.27	-48.81	-25.00	-23.81	-76.23	-58.82	1.69	11.70	V
	10344.36	-46.83	-25.00	-21.83	-76.73	-57.30	1.63	12.10	V

Remark: Spurious emissions within 30-1000MHz were found more than 20dB below limit line.



LTE Band 41 / 5MHz / QPSK / RB Size 1 Offset 0									
Channel	Frequency ( MHz )	EIRP ( dBm )	Limit ( dBm )	Over Limit ( dB )	SPA Reading (dBm)	S.G. Power ( dBm )	TX Cable loss ( dB )	TX Antenna Gain (dBi)	Polarization (H/V)
Middle	5181.68	-51.15	-25	-26.15	-73.31	-62.90	0.95	12.70	H
	7772.52	-48.31	-25	-23.31	-75.50	-58.22	1.39	11.30	H
	10363.36	-46.08	-25	-21.08	-77.36	-56.55	1.63	12.10	H
	5181.68	-50.36	-25	-25.36	-72.47	-62.11	0.95	12.70	V
	7772.52	-48.09	-25	-23.09	-75.36	-58.00	1.39	11.30	V
	10363.36	-45.64	-25	-20.64	-75.24	-56.11	1.63	12.10	V

Remark: Spurious emissions within 30-1000MHz were found more than 20dB below limit line.

LTE Band 41 / 10MHz / QPSK / RB Size 1 Offset 0									
Channel	Frequency ( MHz )	EIRP ( dBm )	Limit ( dBm )	Over Limit ( dB )	SPA Reading (dBm)	S.G. Power ( dBm )	TX Cable loss ( dB )	TX Antenna Gain (dBi)	Polarization (H/V)
Middle	5177.18	-51.29	-25	-26.29	-73.45	-63.04	0.95	12.70	H
	7765.77	-49.12	-25	-24.12	-76.31	-59.03	1.39	11.30	H
	10354.36	-45.13	-25	-20.13	-76.41	-55.60	1.63	12.10	H
	5177.18	-51.09	-25	-26.09	-73.2	-62.84	0.95	12.70	V
	7765.77	-49.02	-25	-24.02	-76.29	-58.93	1.39	11.30	V
	10354.36	-46.97	-25	-21.97	-76.57	-57.44	1.63	12.10	V

Remark: Spurious emissions within 30-1000MHz were found more than 20dB below limit line.

LTE Band 41 / 15MHz / QPSK / RB Size 1 Offset 0									
Channel	Frequency ( MHz )	EIRP ( dBm )	Limit ( dBm )	Over Limit ( dB )	SPA Reading (dBm)	S.G. Power ( dBm )	TX Cable loss ( dB )	TX Antenna Gain (dBi)	Polarization (H/V)
Middle	5172.68	-50.57	-25	-25.57	-72.73	-62.32	0.95	12.70	H
	7759.02	-48.84	-25	-23.84	-76.03	-58.75	1.39	11.30	H
	10345.36	-45.65	-25	-20.65	-76.93	-56.12	1.63	12.10	H
	5172.68	-51.07	-25	-26.07	-73.18	-62.82	0.95	12.70	V
	7759.02	-48.39	-25	-23.39	-75.66	-58.30	1.39	11.30	V
	10345.36	-47.45	-25	-22.45	-77.05	-57.92	1.63	12.10	V

Remark: Spurious emissions within 30-1000MHz were found more than 20dB below limit line.





LTE Band 41 / 20MHz / QPSK / RB Size 1 Offset 0									
Channel	Frequency ( MHz )	EIRP ( dBm )	Limit ( dBm )	Over Limit ( dB )	SPA Reading (dBm)	S.G. Power ( dBm )	TX Cable loss ( dB )	TX Antenna Gain (dBi)	Polarization (H/V)
Middle	5168.18	-50.90	-25	-25.90	-73.06	-62.65	0.95	12.70	H
	7752.27	-48.95	-25	-23.95	-76.14	-58.86	1.39	11.30	H
	10336.36	-45.89	-25	-20.89	-77.17	-56.36	1.63	12.10	H
	5168.18	-51.10	-25	-26.10	-73.21	-62.85	0.95	12.70	V
	7752.27	-48.48	-25	-23.48	-75.75	-58.39	1.39	11.30	V
	10336.36	-47.03	-25	-22.03	-76.63	-57.50	1.63	12.10	V

Remark: Spurious emissions within 30-1000MHz were found more than 20dB below limit line.