



Occupied Bandwidth

Mode	GSM850	
Mod.	GSM	EDGE class 8
Lowest CH	0.244	0.234
Middle CH	0.243	0.238
Highest CH	0.243	0.236

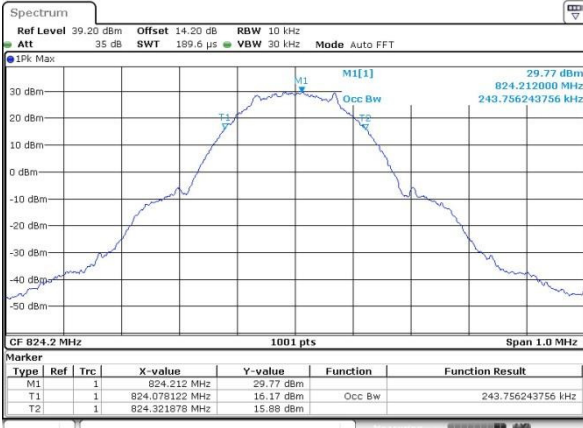
Mode	GSM1900	
Mod.	GSM	EDGE class 8
Lowest CH	0.244	0.238
Middle CH	0.244	0.238
Highest CH	0.245	0.236

Mode	WCDMA Band V	WCDMA Band II	WCDMA Band IV
Mod.	RMC 12.2Kbps	RMC 12.2Kbps	RMC 12.2Kbps
Lowest CH	4.17	4.18	4.18
Middle CH	4.15	4.17	4.18
Highest CH	4.14	4.18	4.17



GSM850 (GSM)

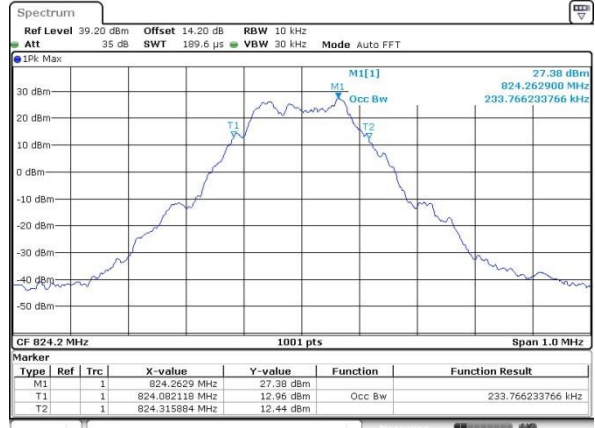
Lowest Channel



Date: 13.DEC.2015 11:12:33

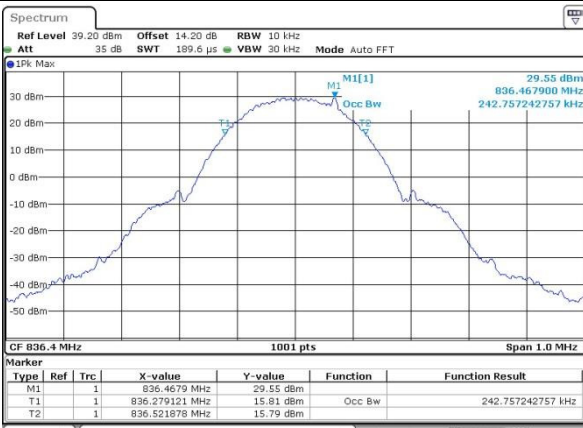
GSM850 (EDGE class 8)

Lowest Channel



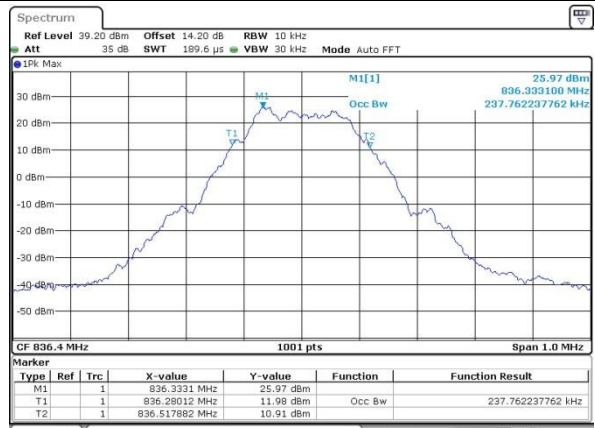
Date: 13.DEC.2015 14:27:24

Middle Channel



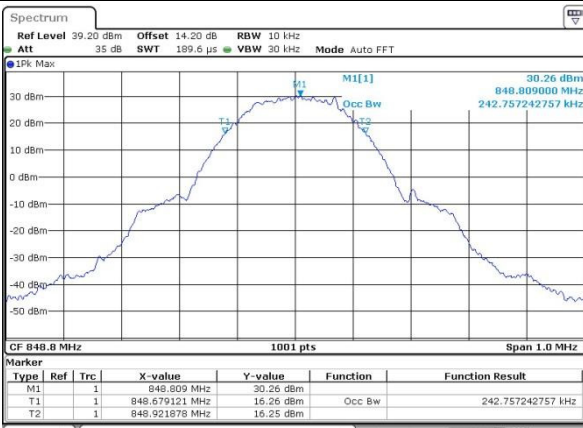
Date: 13.DEC.2015 11:13:02

Middle Channel



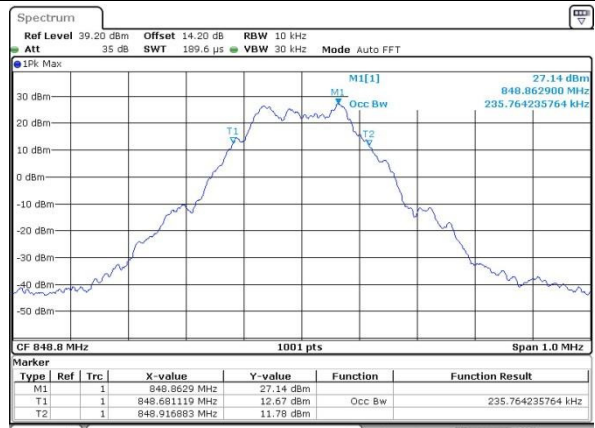
Date: 13.DEC.2015 14:27:53

Highest Channel



Date: 13.DEC.2015 11:13:30

Highest Channel

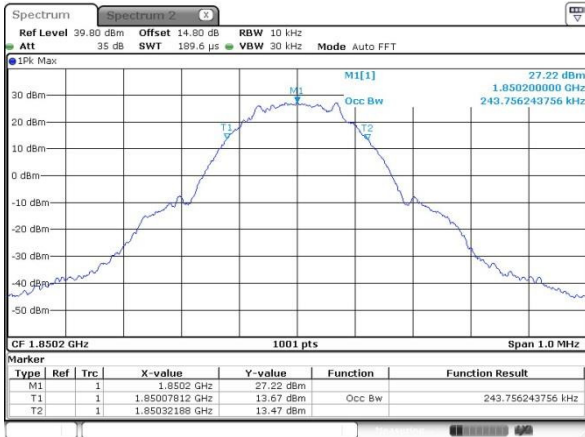


Date: 13.DEC.2015 14:28:22



GSM1900 (GSM)

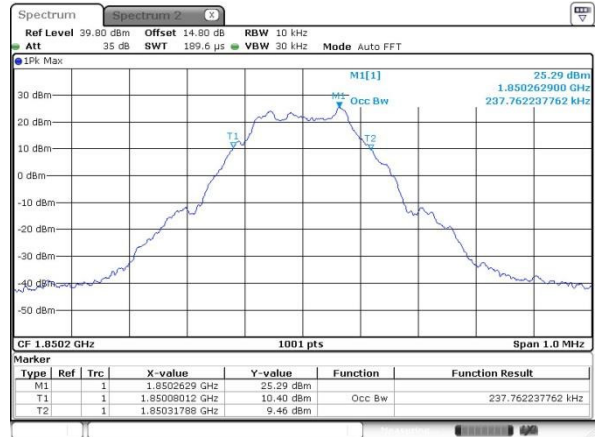
Lowest Channel



Date: 13.DEC.2015 15:19:19

GSM1900 (EDGE class 8)

Lowest Channel



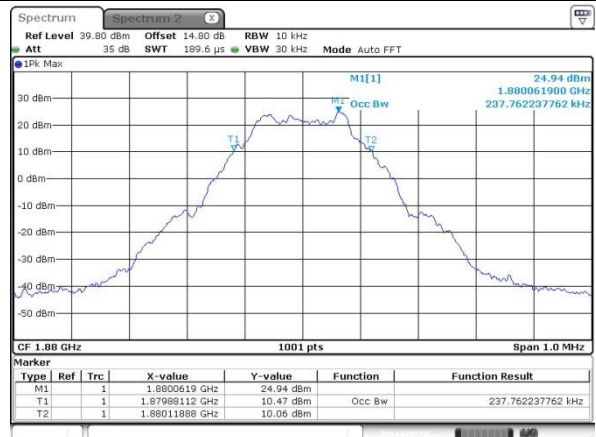
Date: 13.DEC.2015 16:03:48

Middle Channel



Date: 13.DEC.2015 15:19:47

Middle Channel



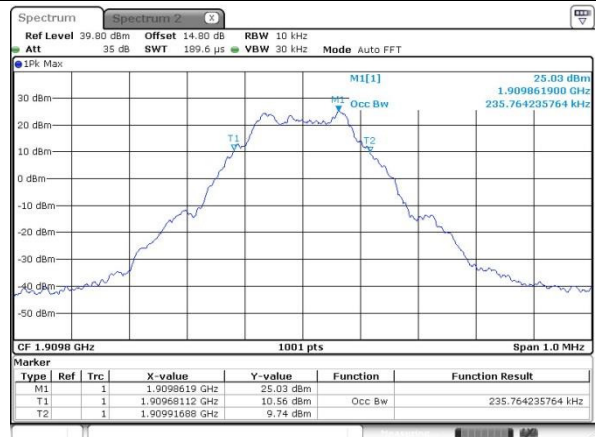
Date: 13.DEC.2015 16:04:17

Highest Channel



Date: 13.DEC.2015 15:20:15

Highest Channel

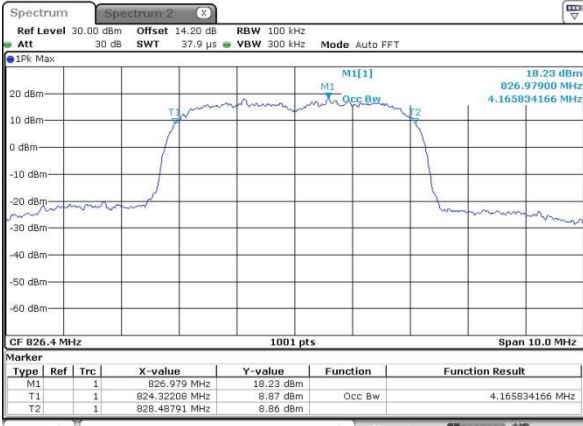


Date: 13.DEC.2015 16:04:45



WCDMA Band V (RMC 12.2Kbps)

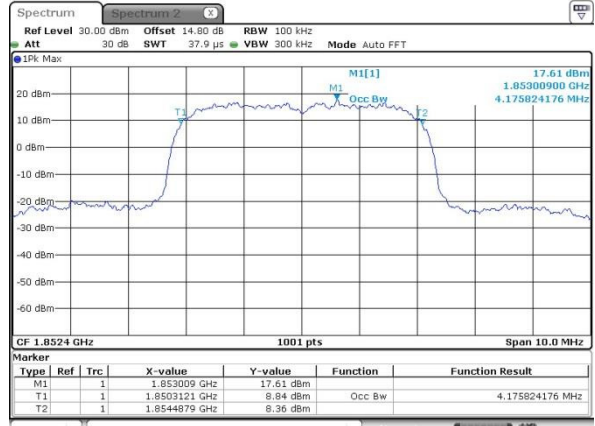
Lowest Channel



Date: 13.DEC.2015 16:48:26

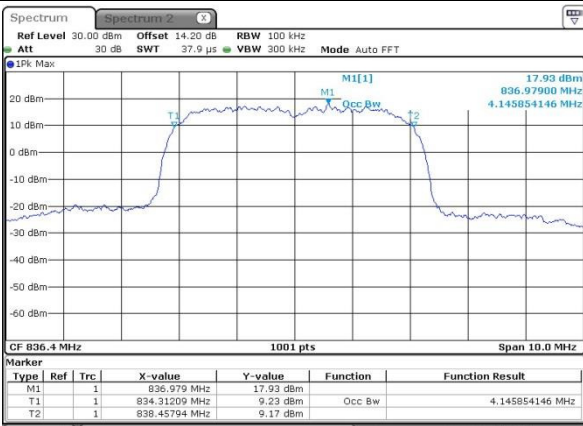
WCDMA Band II (RMC 12.2Kbps)

Lowest Channel



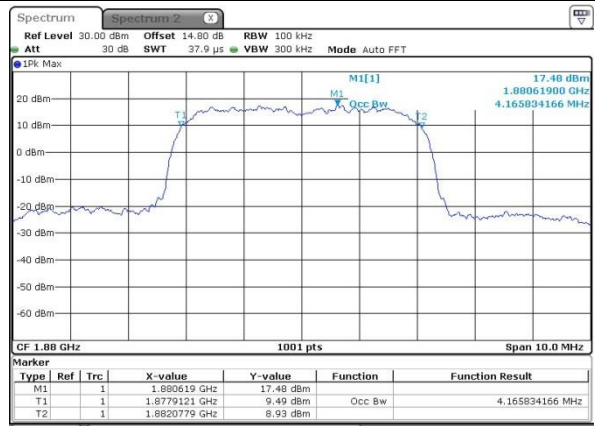
Date: 13.DEC.2015 16:25:43

Middle Channel



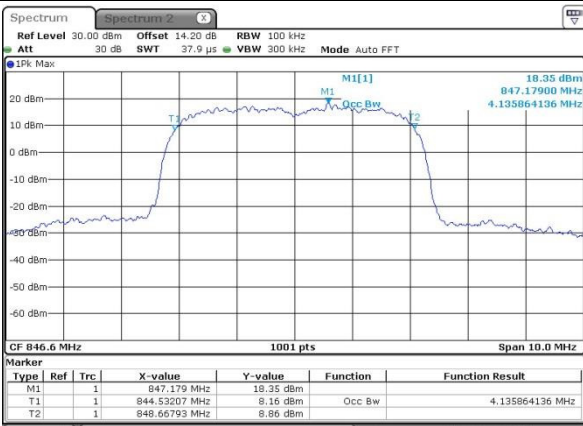
Date: 13.DEC.2015 16:48:55

Middle Channel



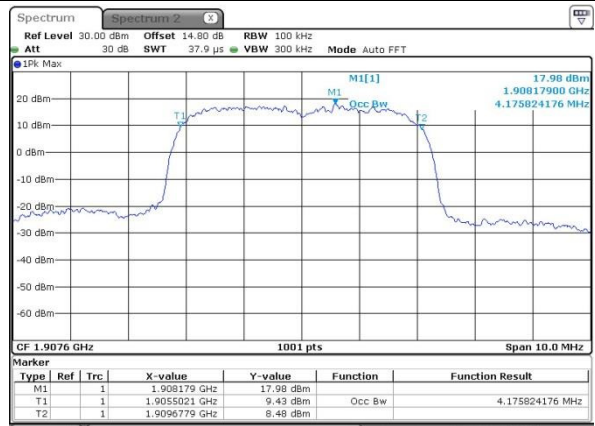
Date: 13.DEC.2015 16:26:12

Highest Channel



Date: 13.DEC.2015 16:49:23

Highest Channel

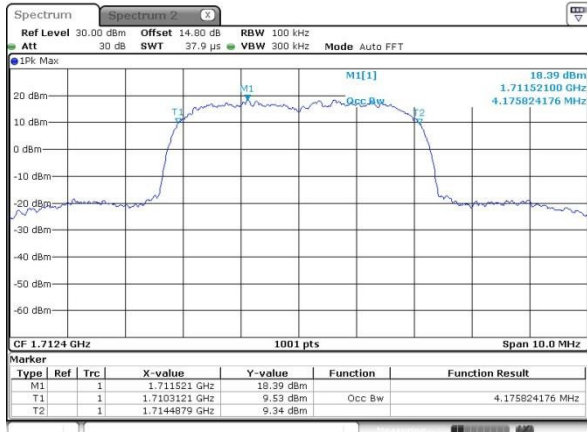


Date: 13.DEC.2015 16:26:40



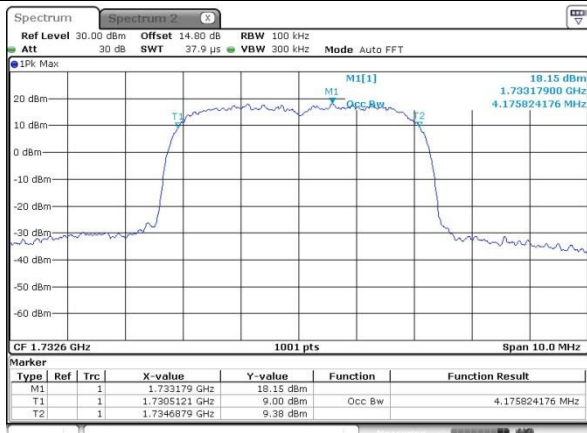
WCDMA Band IV (RMC 12.2Kbps)

Lowest Channel



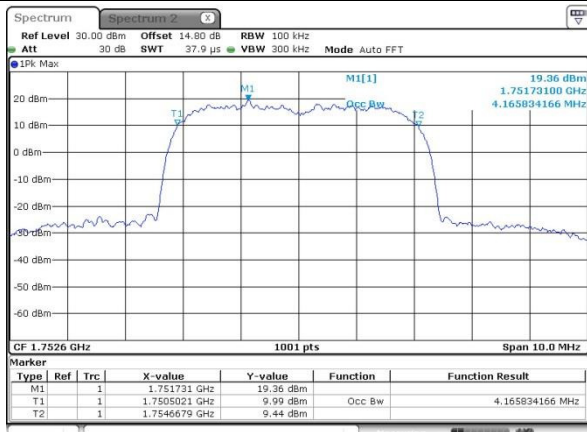
Date: 13.DEC.2015 17:38:27

Middle Channel



Date: 13.DEC.2015 17:38:55

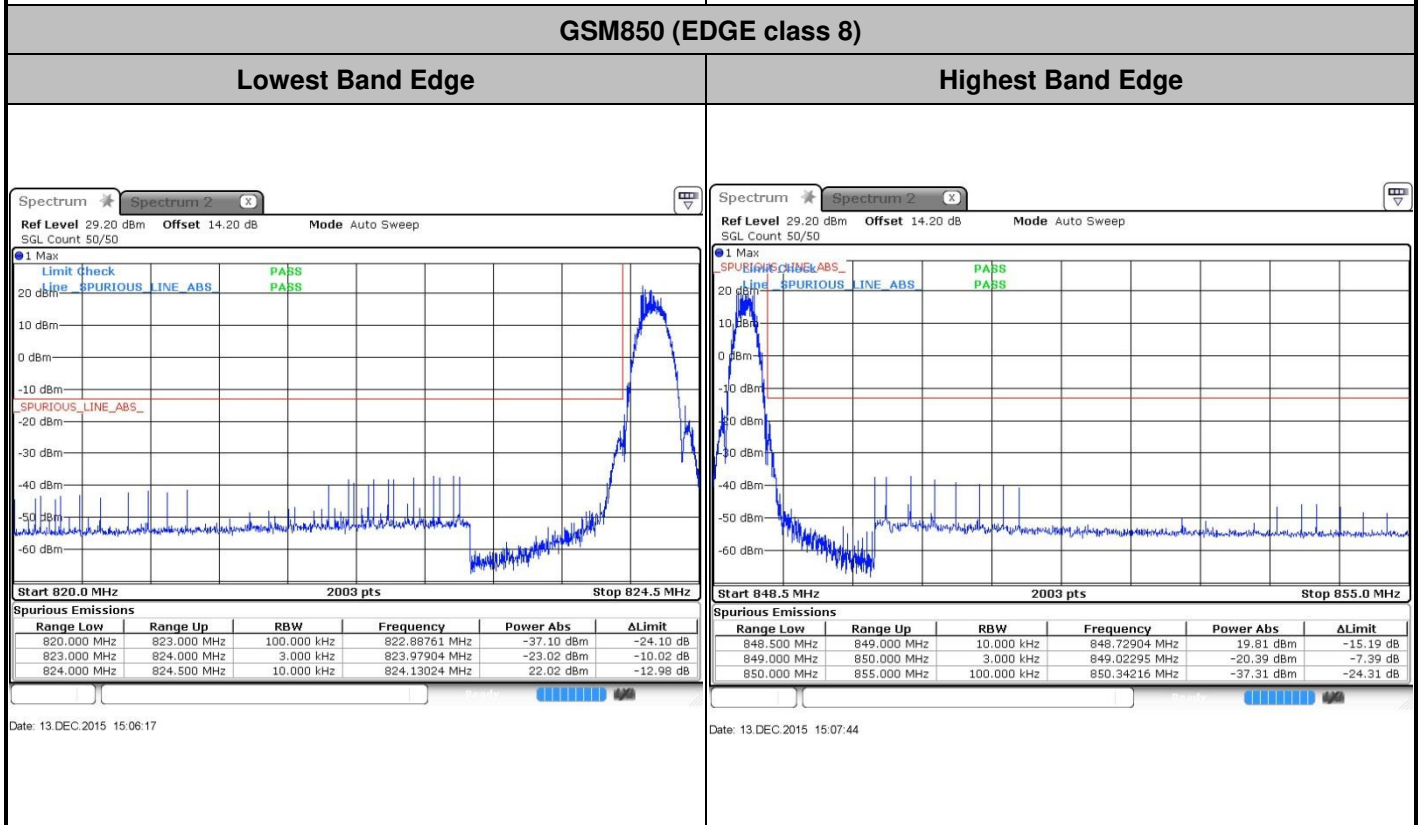
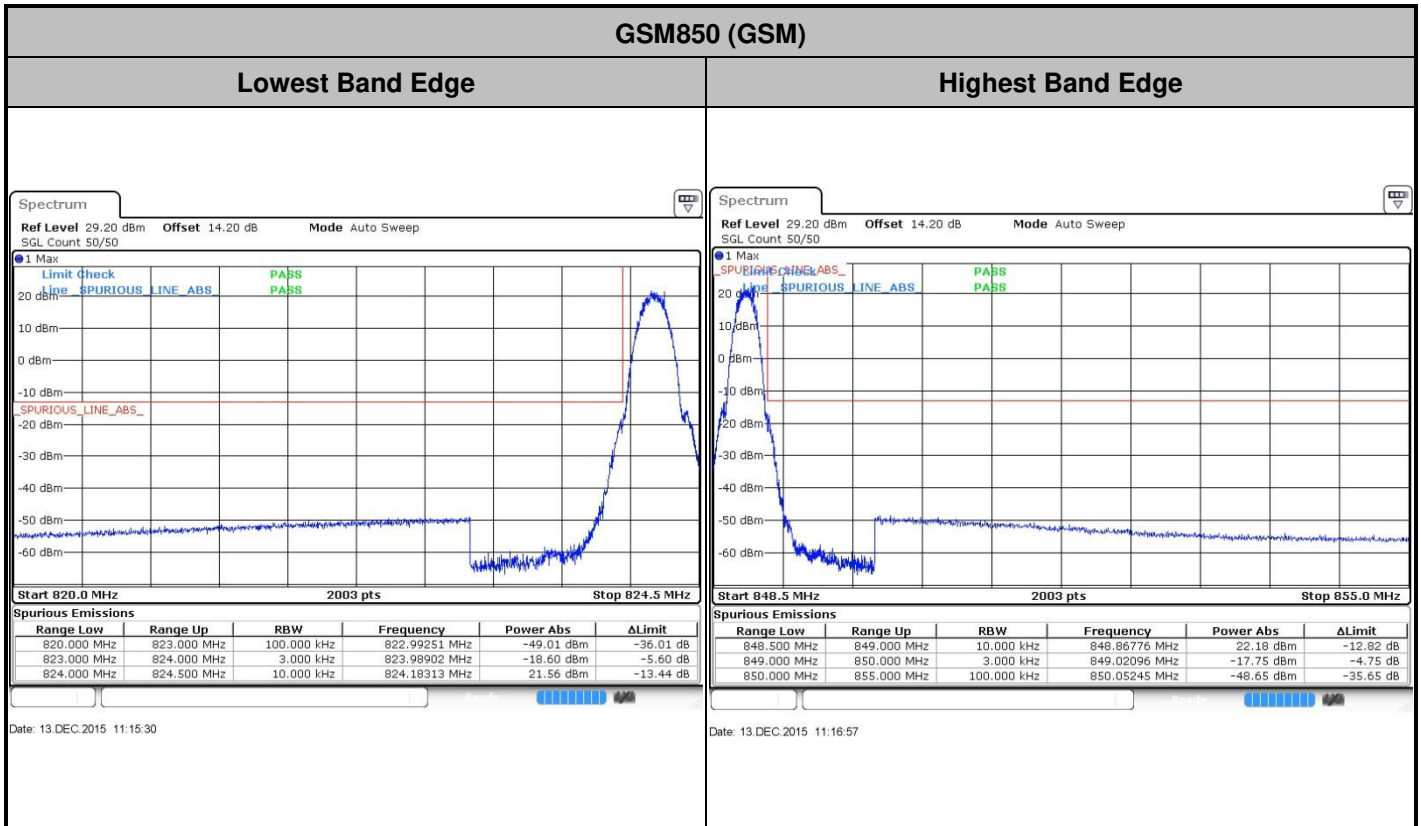
Highest Channel



Date: 13.DEC.2015 17:39:24



Conducted Band Edge

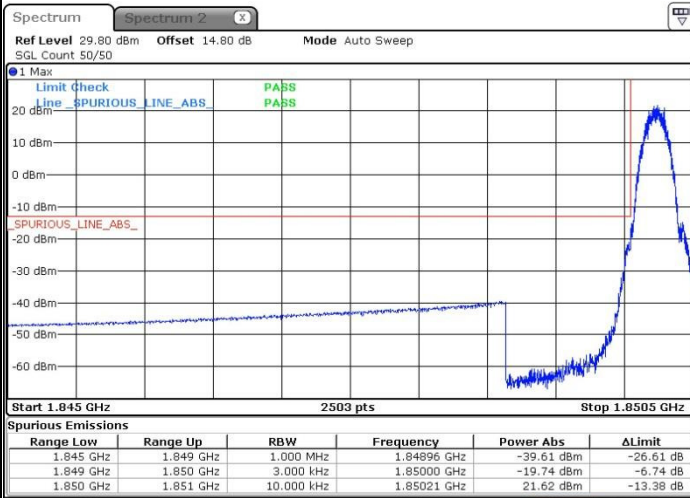




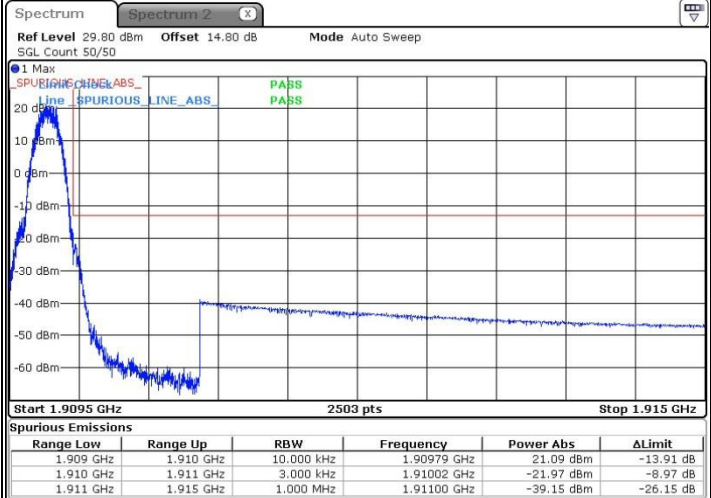
GSM1900 (GSM)

Lowest Band Edge

Highest Band Edge



Date: 13.DEC.2015 15:21:48

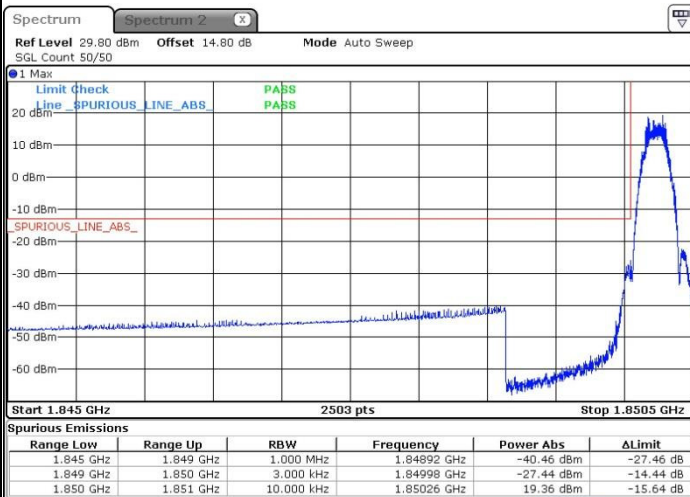


Date: 13.DEC.2015 15:23:14

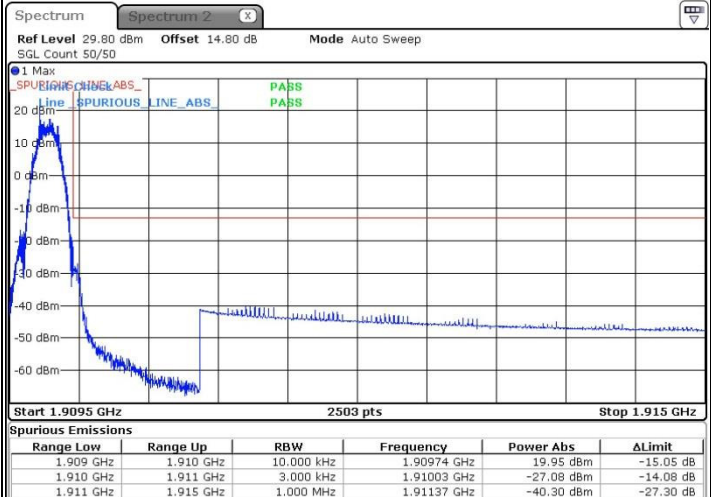
GSM1900 (EDGE class 8)

Lowest Band Edge

Highest Band Edge



Date: 13.DEC.2015 16:08:10

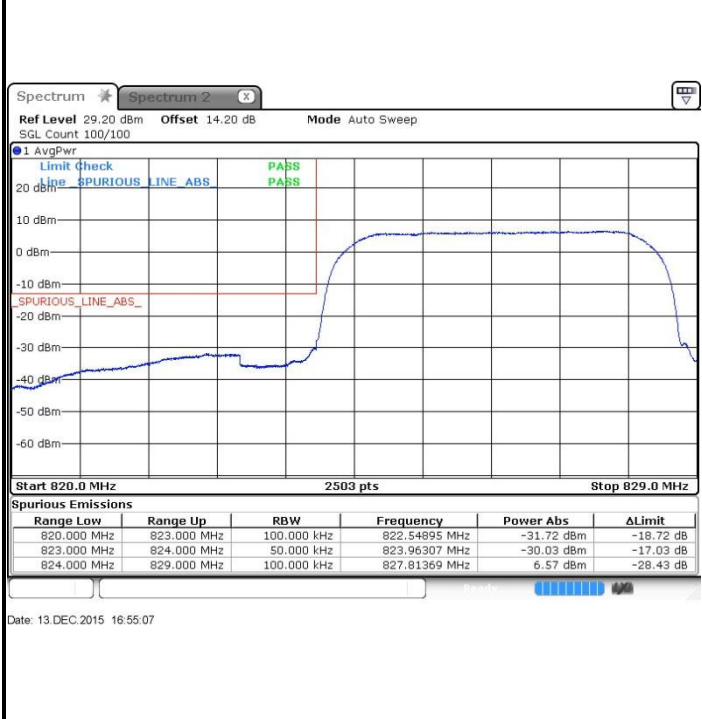


Date: 13.DEC.2015 16:09:37



WCDMA Band V (RMC 12.2Kbps)

Lowest Band Edge

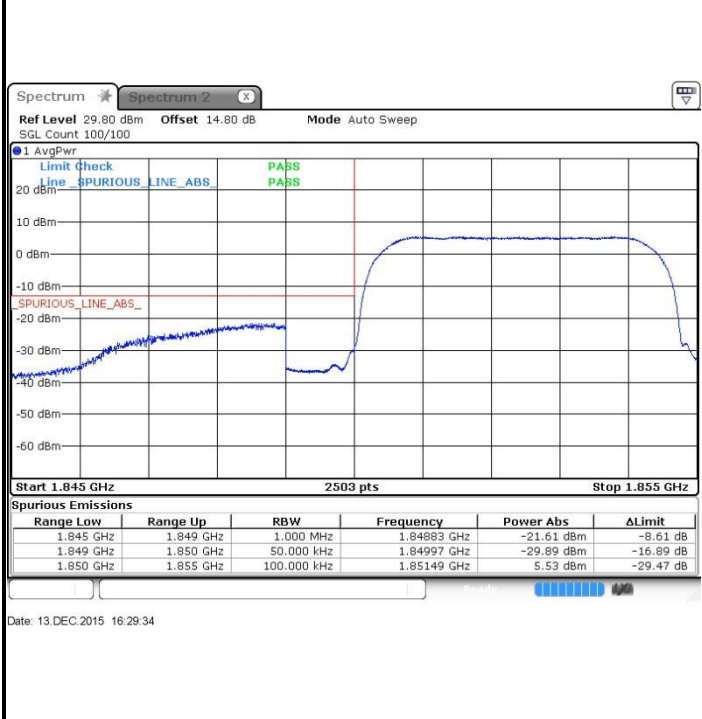


Highest Band Edge

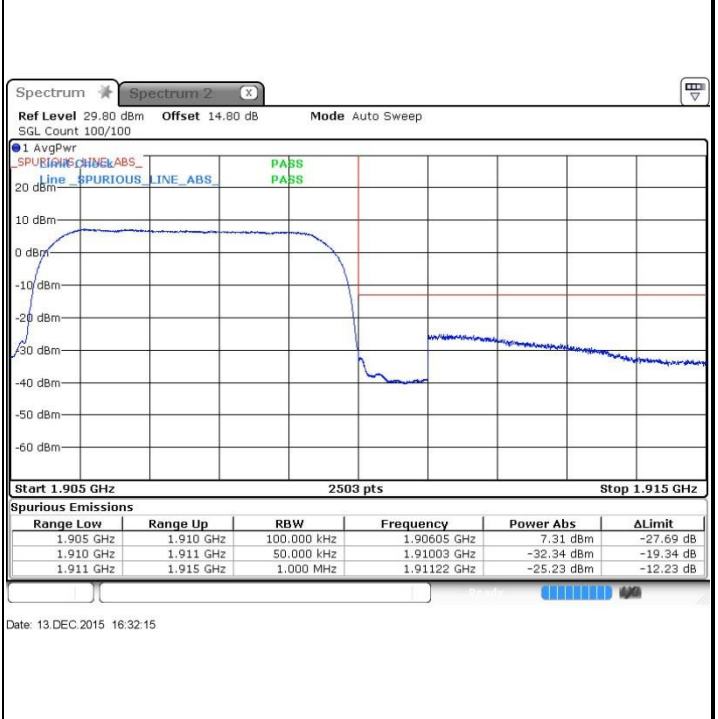


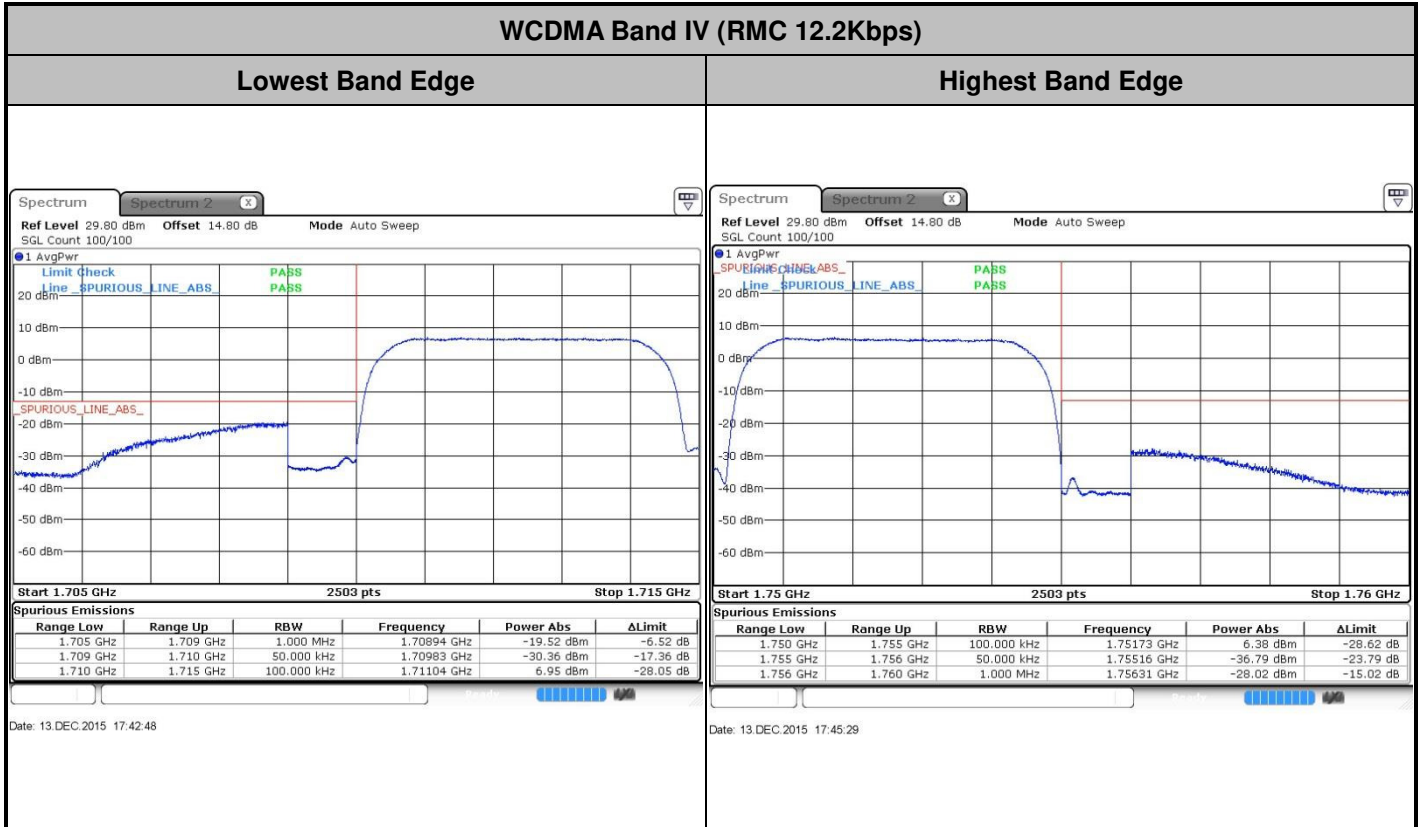
WCDMA Band II (RMC 12.2Kbps)

Lowest Band Edge



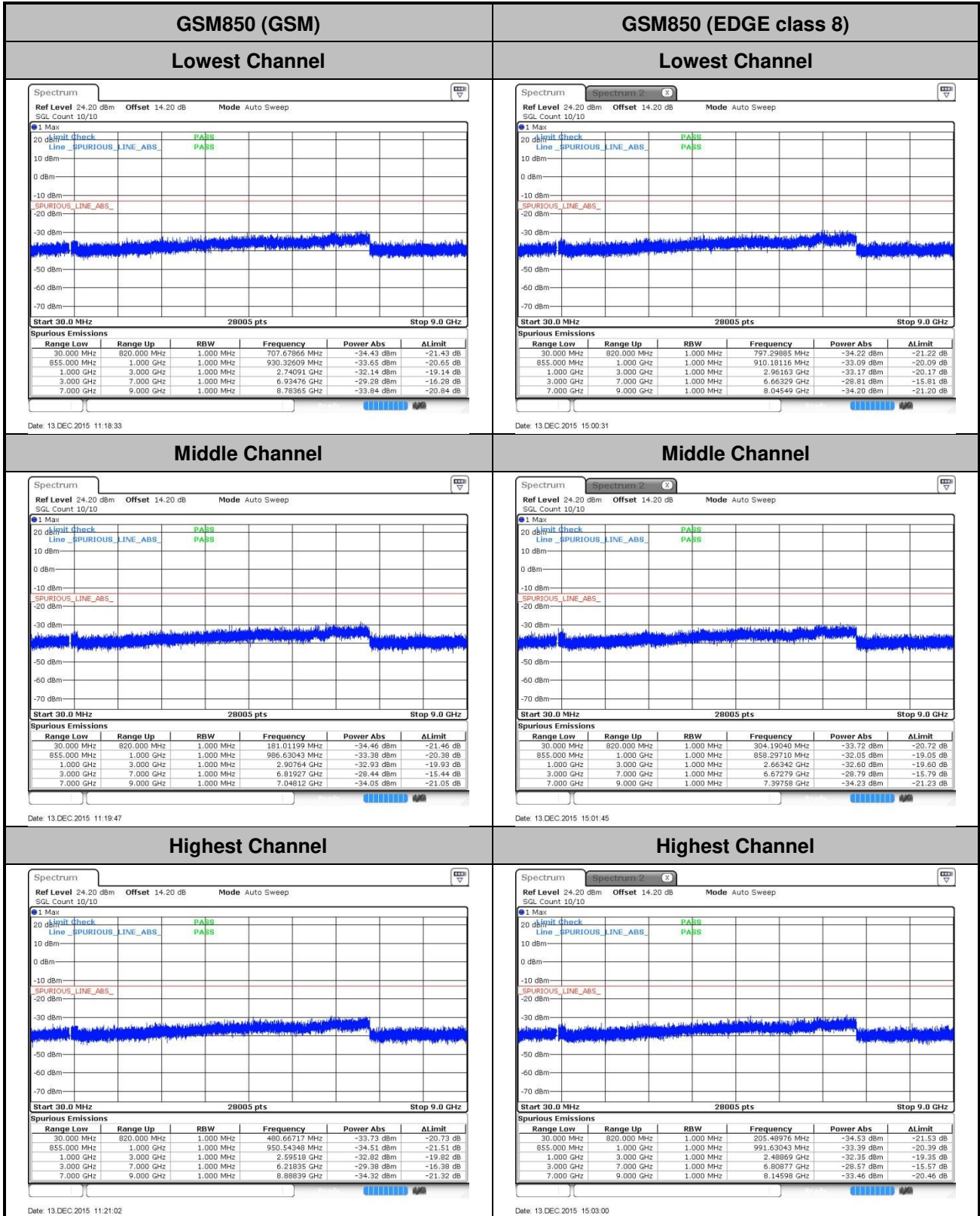
Highest Band Edge







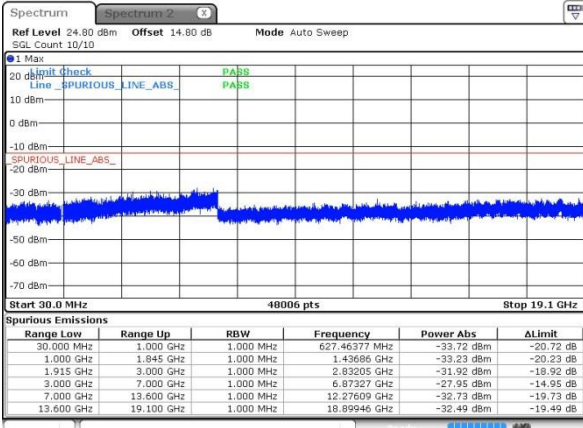
Conducted Spurious Emission





GSM1900 (GSM)

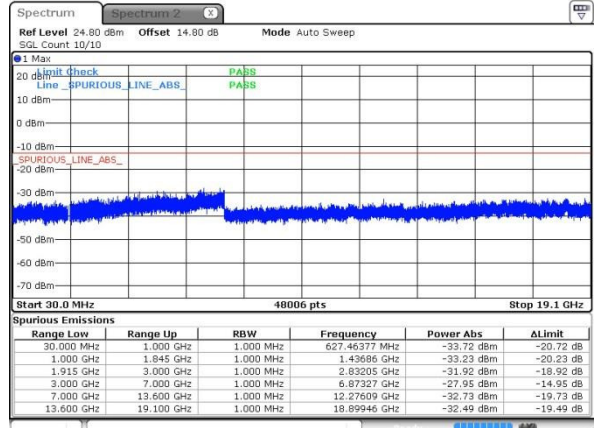
Lowest Channel



Date: 13.DEC.2015 15:25:31

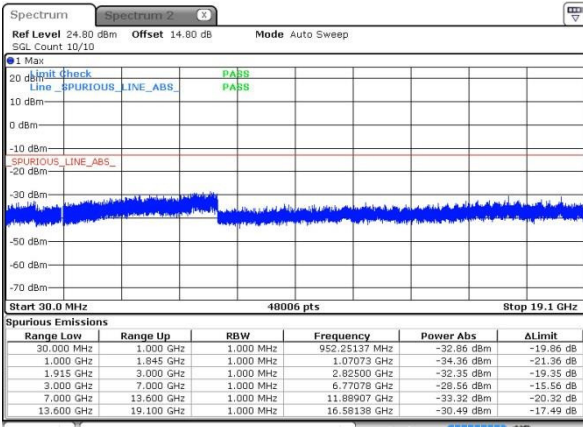
GSM1900 (EDGE class 8)

Lowest Channel



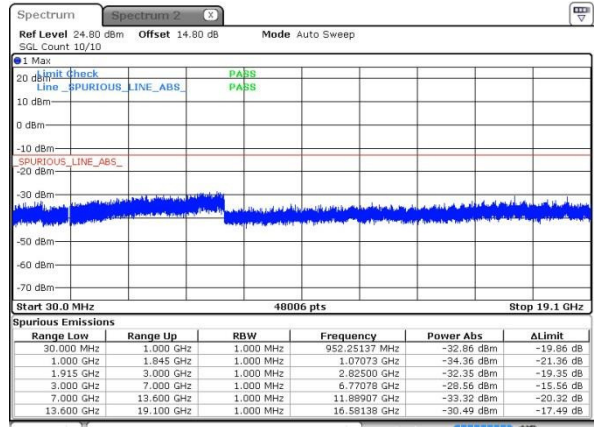
Date: 13.DEC.2015 15:25:31

Middle Channel



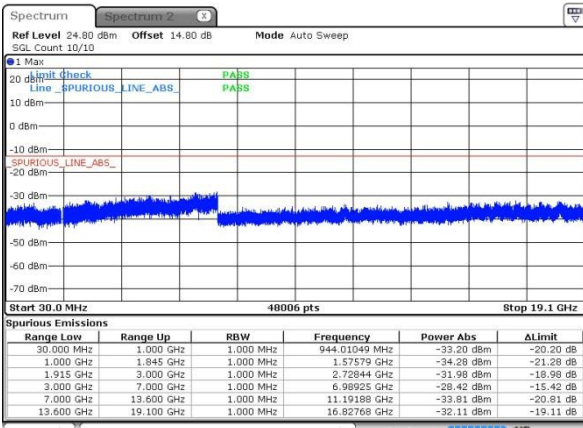
Date: 13.DEC.2015 15:28:48

Middle Channel



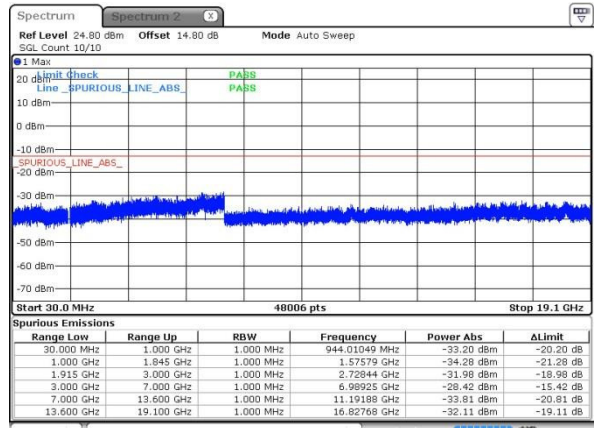
Date: 13.DEC.2015 15:28:48

Highest Channel



Date: 13.DEC.2015 15:28:01

Highest Channel

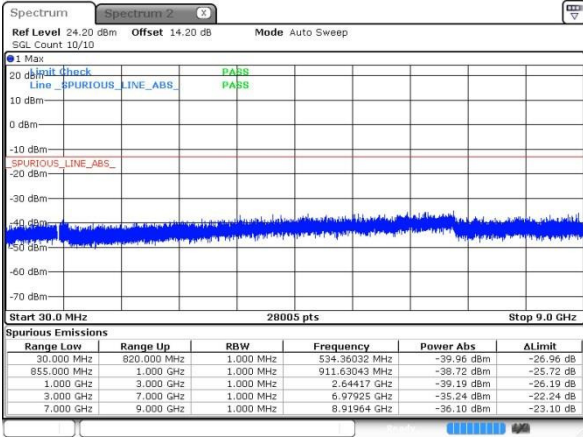


Date: 13.DEC.2015 15:28:01



WCDMA Band V (RMC 12.2Kbps)

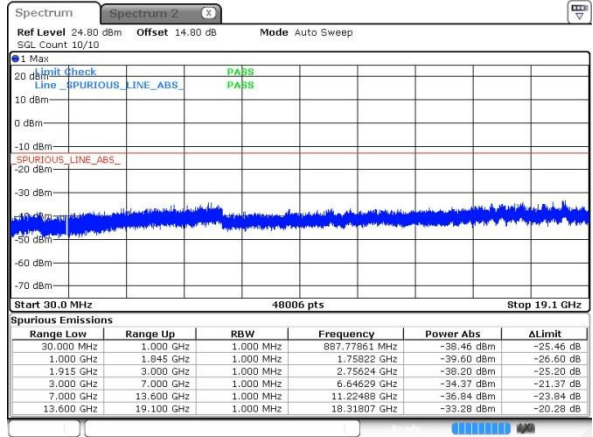
Lowest Channel



Date: 13.DEC.2015 16:59:21

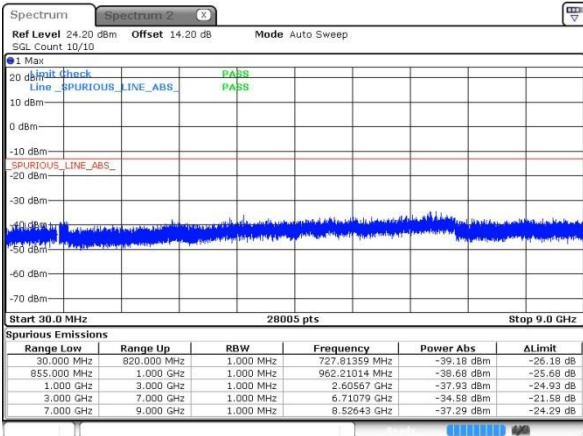
WCDMA Band II (RMC 12.2Kbps)

Lowest Channel



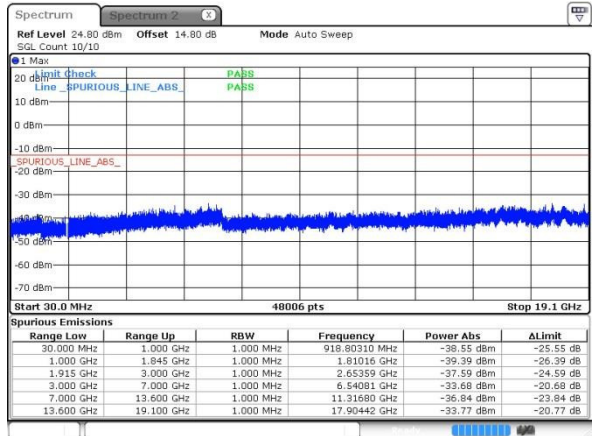
Date: 13.DEC.2015 16:34:29

Middle Channel



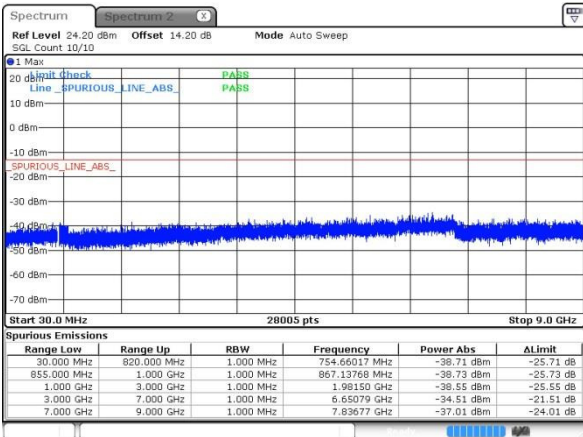
Date: 13.DEC.2015 17:00:36

Middle Channel



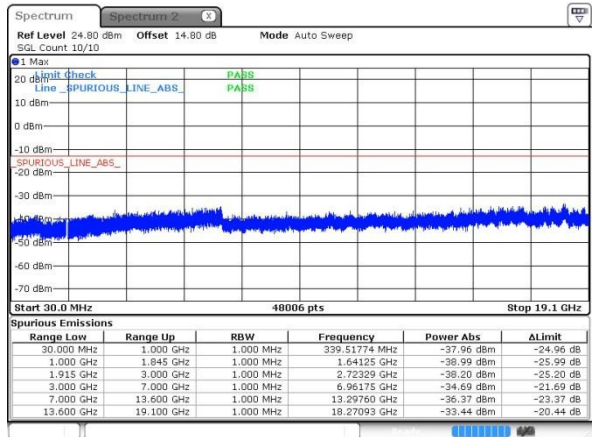
Date: 13.DEC.2015 16:35:44

Highest Channel



Date: 13.DEC.2015 17:01:50

Highest Channel

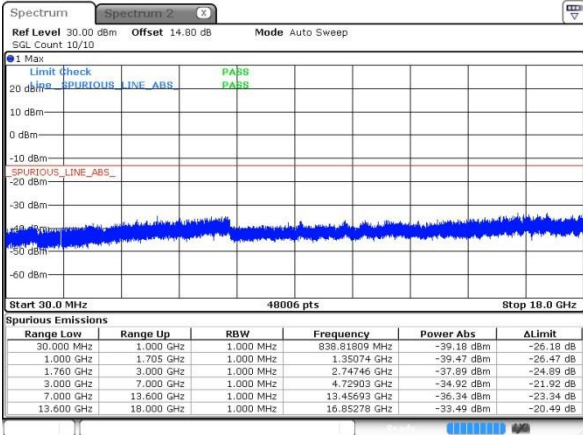


Date: 13.DEC.2015 16:36:59



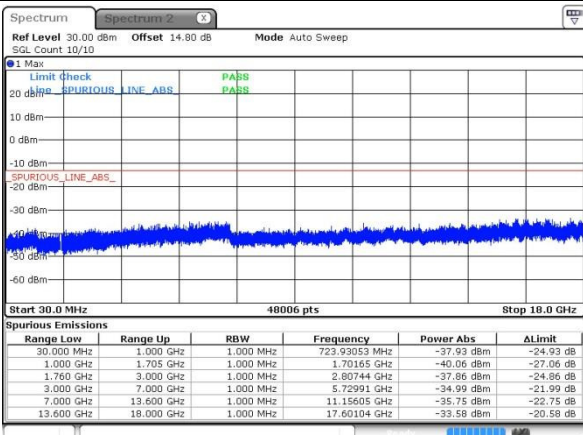
WCDMA Band IV (RMC 12.2Kbps)

Lowest Channel



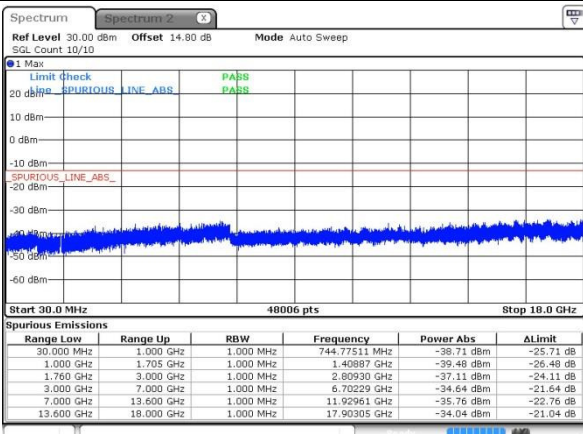
Date: 13.DEC.2015 17:48:57

Middle Channel



Date: 13.DEC.2015 17:48:11

Highest Channel



Date: 13.DEC.2015 17:49:28



Frequency Stability

Test Conditions	Middle Channel	GSM850 (GSM)	GSM850 (EDGE class 8)	Limit 2.5ppm
Temperature (°C)	Voltage (Volt)	Deviation (ppm)		Result
50	Normal Voltage	0.0478	0.0084	PASS
40	Normal Voltage	0.0407	0.0167	
30	Normal Voltage	0.0203	0.0108	
20(Ref.)	Normal Voltage	0.0000	0.0000	
10	Normal Voltage	0.0191	0.0012	
0	Normal Voltage	0.0227	0.0203	
-10	Normal Voltage	0.0478	0.0275	
-20	Normal Voltage	0.0430	0.0239	
-30	Normal Voltage	0.0287	0.0323	
20	Maximum Voltage	0.0024	0.0096	
20	Normal Voltage	0.0060	0.0000	
20	Battery End Point	0.0132	0.0036	

Note: Normal Voltage = 3.8V. : Battery End Point (BEP) = 3.5 V. : Maximum Voltage =4.35 V



Test Conditions	Middle Channel	GSM1900 (GSM)	GSM1900 (EDGE class 8)	Limit Note 2.
Temperature (°C)	Voltage (Volt)	Deviation (ppm)		Result
50	Normal Voltage	0.0266	0.0053	PASS
40	Normal Voltage	0.0138	0.0170	
30	Normal Voltage	0.0191	0.0080	
20(Ref.)	Normal Voltage	0.0000	0.0000	
10	Normal Voltage	0.0144	0.0032	
0	Normal Voltage	0.0176	0.0144	
-10	Normal Voltage	0.0117	0.0154	
-20	Normal Voltage	0.0112	0.0027	
-30	Normal Voltage	0.0101	0.0080	
20	Maximum Voltage	0.0234	0.0059	
20	Normal Voltage	0.0218	0.0085	
20	Battery End Point	0.0128	0.0064	

Note:

1. Normal Voltage = 3.8V. ; Battery End Point (BEP) = 3.5 V. ; Maximum Voltage =4.35 V
2. The frequency fundamental emissions stay within the authorized frequency block based on the frequency deviation measured is small.



Test Conditions	Middle Channel	WCDMA Band V (RMC 12.2Kbps)	Limit 2.5ppm
Temperature (°C)	Voltage (Volt)	Deviation (ppm)	Result
50	Normal Voltage	0.0024	PASS
40	Normal Voltage	0.0227	
30	Normal Voltage	0.0072	
20(Ref.)	Normal Voltage	0.0000	
10	Normal Voltage	0.0132	
0	Normal Voltage	0.0108	
-10	Normal Voltage	0.0120	
-20	Normal Voltage	0.0072	
-30	Normal Voltage	0.0012	
20	Maximum Voltage	0.0084	
20	Normal Voltage	0.0036	
20	Battery End Point	0.0108	

Note: Normal Voltage = 3.8V. : Battery End Point (BEP) = 3.5 V. : Maximum Voltage =4.35 V



Test Conditions	Middle Channel	WCDMA Band II (RMC 12.2Kbps)	Limit Note 2.
Temperature (°C)	Voltage (Volt)	Deviation (ppm)	Result
50	Normal Voltage	0.0027	PASS
40	Normal Voltage	0.0005	
30	Normal Voltage	0.0080	
20(Ref.)	Normal Voltage	0.0000	
10	Normal Voltage	0.0064	
0	Normal Voltage	0.0074	
-10	Normal Voltage	0.0080	
-20	Normal Voltage	0.0138	
-30	Normal Voltage	0.0069	
20	Maximum Voltage	0.0074	
20	Normal Voltage	0.0016	
20	Battery End Point	0.0032	

Note:

1. Normal Voltage = 3.8V. ; Battery End Point (BEP) = 3.5 V. ; Maximum Voltage =4.35V
2. The frequency fundamental emissions stay within the authorized frequency block based on the frequency deviation measured is small.



Test Conditions	Middle Channel	WCDMA Band IV (RMC 12.2Kbps)	Limit Note 2.
Temperature (°C)	Voltage (Volt)	Deviation (ppm)	Result
50	Normal Voltage	0.0012	PASS
40	Normal Voltage	0.0012	
30	Normal Voltage	0.0075	
20(Ref.)	Normal Voltage	0.0000	
10	Normal Voltage	0.0214	
0	Normal Voltage	0.0242	
-10	Normal Voltage	0.0265	
-20	Normal Voltage	0.0202	
-30	Normal Voltage	0.0190	
20	Maximum Voltage	0.0075	
20	Normal Voltage	0.0046	
20	Battery End Point	0.0098	

Note:

1. Normal Voltage = 3.8V. ; Battery End Point (BEP) = 3.5 V. ; Maximum Voltage =4.35V
2. The frequency fundamental emissions stay within the authorized frequency block based on the frequency deviation measured is small.



Appendix B. Test Results of Radiated Test

ERP/EIRP

Channel	Mode	Horizontal		Vertical	
		ERP(dBm)	ERP(W)	ERP(dBm)	ERP(W)
Lowest	GSM850 GSM	29.53	0.8976	17.86	0.0610
Middle		29.25	0.8413	17.81	0.0605
Highest		29.10	0.8121	17.75	0.0596
Lowest	GSM850 EDGE class 8	22.50	0.1778	11.67	0.0147
Middle		22.40	0.1738	11.74	0.0149
Highest		22.66	0.1845	12.03	0.0160
Lowest	WCDMA Band V RMC 12.2Kbps	17.75	0.0595	6.19	0.0042
Middle		17.97	0.0627	6.40	0.0044
Highest		18.31	0.0678	6.72	0.0047
Limit	ERP < 7W	Result		PASS	



Channel	Mode	Horizontal		Vertical	
		EIRP(dBm)	EIRP(W)	EIRP(dBm)	EIRP(W)
Lowest	GSM1900 GSM	27.98	0.6274	28.45	0.6993
Middle		29.27	0.8459	29.60	0.9115
Highest		30.00	0.9990	30.28	1.0669
Lowest	GSM1900 EDGE class 8	23.42	0.2199	23.70	0.2346
Middle		24.28	0.2680	24.93	0.3112
Highest		25.36	0.3438	25.34	0.3423
Lowest	WCDMA Band II RMC 12.2Kbps	21.29	0.1344	22.03	0.1594
Middle		21.79	0.1509	22.59	0.1814
Highest		22.02	0.1594	22.63	0.1833
Limit	EIRP < 2W	Result		PASS	

Channel	Mode	Horizontal		Vertical	
		EIRP(dBm)	EIRP(W)	EIRP(dBm)	EIRP(W)
Lowest	WCDMA Band IV RMC 12.2Kbps	21.91	0.1553	21.31	0.1353
Middle		22.46	0.1763	21.92	0.1555
Highest		22.67	0.1850	22.08	0.1613
Limit	EIRP < 1W	Result		PASS	



Radiated Spurious Emission

GSM850 (GSM)									
Channel	Frequency (MHz)	ERP (dBm)	Limit (dBm)	Over Limit (dB)	SPA Reading (dBm)	S.G. Power (dBm)	TX Cable loss (dB)	TX Antenna Gain (dBi)	Polarization (H/V)
Middle	1674	-51.75	-13	-38.75	-54.02	-53.64	1.86	5.90	H
	2509	-53.24	-13	-40.24	-62.27	-55.58	2.31	6.80	H
	3345	-53.38	-13	-40.38	-66.01	-55.78	2.85	7.40	H
	1674	-47.90	-13	-34.90	-51.43	-49.79	1.86	5.90	V
	2509	-50.81	-13	-37.81	-61.78	-53.15	2.31	6.80	V
	3345	-52.58	-13	-39.58	-66.56	-54.98	2.85	7.40	V

Remark: Spurious emissions within 30-1000MHz were found more than 20dB below limit line.

GSM850 (EDGE class 8)									
Channel	Frequency (MHz)	ERP (dBm)	Limit (dBm)	Over Limit (dB)	SPA Reading (dBm)	S.G. Power (dBm)	TX Cable loss (dB)	TX Antenna Gain (dBi)	Polarization (H/V)
Middle	1672	-55.33	-13	-42.33	-57.51	-57.22	1.86	5.90	H
	2509	-53.77	-13	-40.77	-62.80	-56.11	2.31	6.80	H
	3345	-54.24	-13	-41.24	-66.87	-56.64	2.85	7.40	H
	1672	-58.50	-13	-45.50	-57.36	-60.39	1.86	5.90	V
	2509	-50.61	-13	-37.61	-61.58	-52.95	2.31	6.80	V
	3345	-51.06	-13	-38.06	-65.04	-53.46	2.85	7.40	V

Remark: Spurious emissions within 30-1000MHz were found more than 20dB below limit line.



GSM1900 (GSM)									
Channel	Frequency (MHz)	EIRP (dBm)	Limit (dBm)	Over Limit (dB)	SPA Reading (dBm)	S.G. Power (dBm)	TX Cable loss (dB)	TX Antenna Gain (dBi)	Polarization (H/V)
Middle	3760	-51.07	-13	-38.07	-65.27	-55.67	3	7.60	H
	5640	-47.08	-13	-34.08	-60.87	-53.34	3.84	10.10	H
	7521	-41.22	-13	-28.22	-61.00	-48.72	4.43	11.93	H
	3759	-53.54	-13	-40.54	-66.03	-58.14	3	7.60	V
	5640	-47.95	-13	-34.95	-60.36	-54.21	3.84	10.10	V
	7521	-45.76	-13	-32.76	-63.55	-53.26	4.43	11.93	V

Remark: Spurious emissions within 30-1000MHz were found more than 20dB below limit line.

GSM1900 (EDGE class 8)									
Channel	Frequency (MHz)	EIRP (dBm)	Limit (dBm)	Over Limit (dB)	SPA Reading (dBm)	S.G. Power (dBm)	TX Cable loss (dB)	TX Antenna Gain (dBi)	Polarization (H/V)
Middle	3759	-50.28	-13	-37.28	-64.48	-54.88	3	7.60	H
	5640	-47.95	-13	-34.95	-61.74	-54.21	3.84	10.10	H
	7521	-43.52	-13	-30.52	-63.30	-51.02	4.43	11.93	H
	3759	-53.49	-13	-40.49	-65.98	-58.09	3	7.60	V
	5640	-49.31	-13	-36.31	-61.72	-55.57	3.84	10.10	V
	7521	-46.10	-13	-33.10	-63.89	-53.60	4.43	11.93	V

Remark: Spurious emissions within 30-1000MHz were found more than 20dB below limit line.



WCDMA Band V(RMC 12.2Kbps)									
Channel	Frequency (MHz)	ERP (dBm)	Limit (dBm)	Over Limit (dB)	SPA Reading (dBm)	S.G. Power (dBm)	TX Cable loss (dB)	TX Antenna Gain (dBi)	Polarization (H/V)
Middle	1672	-55.74	-13	-42.74	-57.92	-57.63	1.86	5.90	H
	2509	-53.14	-13	-40.14	-62.17	-55.48	2.31	6.80	H
	3345	-52.49	-13	-39.49	-65.12	-54.89	2.85	7.40	H
	1672	-59.61	-13	-46.61	-58.47	-61.50	1.86	5.90	V
	2509	-51.29	-13	-38.29	-62.26	-53.63	2.31	6.80	V
	3345	-47.45	-13	-34.45	-61.43	-49.85	2.85	7.40	V

Remark: Spurious emissions within 30-1000MHz were found more than 20dB below limit line.

WCDMA Band II(RMC 12.2Kbps)									
Channel	Frequency (MHz)	EIRP (dBm)	Limit (dBm)	Over Limit (dB)	SPA Reading (dBm)	S.G. Power (dBm)	TX Cable loss (dB)	TX Antenna Gain (dBi)	Polarization (H/V)
Middle	3759	-51.31	-13	-38.31	-65.51	-55.91	3	7.60	H
	5640	-46.46	-13	-33.46	-60.25	-52.72	3.84	10.10	H
	7521	-44.74	-13	-31.74	-64.52	-52.24	4.43	11.93	H
	3759	-53.29	-13	-40.29	-65.78	-57.89	3	7.60	V
	5640	-48.31	-13	-35.31	-60.72	-54.57	3.84	10.10	V
	7521	-45.78	-13	-32.78	-63.57	-53.28	4.43	11.93	V

Remark: Spurious emissions within 30-1000MHz were found more than 20dB below limit line.



WCDMA Band IV(RMC 12.2Kbps)									
Channel	Frequency (MHz)	EIRP (dBm)	Limit (dBm)	Over Limit (dB)	SPA Reading (dBm)	S.G. Power (dBm)	TX Cable loss (dB)	TX Antenna Gain (dBi)	Polarization (H/V)
Middle	3465	-51.60	-13	-38.60	-65.73	-55.97	3.12	7.49	H
	5196	-48.56	-13	-35.56	-61.71	-54.36	3.65	9.45	H
	6930	-46.45	-13	-33.45	-63.31	-53.65	4.15	11.35	H
	3465	-53.87	-13	-40.87	-66.69	-58.24	3.12	7.49	V
	5196	-47.67	-13	-34.67	-61.68	-53.47	3.65	9.45	V
	6930	-46.87	-13	-33.87	-62.12	-54.07	4.15	11.35	V

Remark: Spurious emissions within 30-1000MHz were found more than 20dB below limit line.



Appendix D. product equality declaration

Lenovo Mobile Communication Technology Ltd.
No.999, Qishan North 2nd Road, Information & Optoelectronics Park, Torch
Hi-tech Industry Development Zone, Xiamen, P.R.China
Tel: 86-10-58866181; Fax: 86-10-56720293

Date: February 2, 2016

Product Equality Declaration

We, Lenovo Mobile Communication Technology Ltd., declare on our sole responsibility for the product of **Lenovo A6020I36** as below:

The differences between Lenovo A6020I36 and previous as below:

1. Main antenna is different.
2. Charger is different, and the model of charger is C-P35, the output is 5.2V/2.0A.

Except listings above, the others are all the same.

Should you have any questions or comments regarding this matter, please have my best attention.

Sincerely yours,

Contact Person:

Li Wei

COMPANY: Lenovo Mobile Communication Technology Ltd.

Tel: +86-18116117204

E-Mail: liwei26@lenovo.com