

English

Lenovo Mobile Phone

User's Manual

Model: Lenovo A369i

Read this manual carefully
before operating the handset

Content

Specifications	4
Initial Setup Procedure	5
Charging the phone	5
Inserting the SIM cards.....	5
Inserting the memory card.....	5
Port Assignment and Button Layout	6
Applications Overview	7
Important safety information	8
Handling.....	8
Repairing	8
Battery.....	9
Charging	9
Distraction.....	10
Choking hazard.....	11
Plastic bag notice.....	11
Prevent hearing damage	11
Explosive atmospheres	12
Radio frequency interference	13
Medical devices	13
Important handling information	14
Cleaning.....	14
Operating temperature	14
Protecting your data and software.....	15
Polyvinyl Chloride (PVC) cable and cord notice.....	15
Disposing according to local laws and regulations	15
Service and Support information	17
Online technical support.....	17
Telephone technical support	17

Worldwide Lenovo Support telephone list	17
Warranty information	19
Lenovo Limited Warranty notice	19
Warranty period and type of Warranty service	19
Suplemento de Garantía para México	20
Environmental, recycling, and disposal information	22
General recycling statement	22
Important WEEE information	22
Turkish statement of compliance	23
Declarações de Reciclagem no Brasil	23
Recycling information for China	24
Recycling information for India	24
Battery recycling marks	24
Battery recycling information for the European Union	24
Restriction of Hazardous Substances Directive (RoHS)	26
European Union RoHS	26
Turkish	26
Ukraine	26
India	27
China	27
Electronic emission notices	28
FCC Compliance Statement	28
EU Compliance Statement	30
Sound Pressure Warning statement	30
EurAsia Compliance Mark	32
Specific Absorption Rate information	33

Specifications

Product: Mobile phone WCDMA\GSM

Model: Lenovo A369i

Operating system: Android 4.2

Size: Approximately 124mm×63.98mm×11.7mm

Weight: Approximately **190g** (including battery)

Standby time: Max. **520** hours *

Battery capacity: 1500 mAh

*may vary depending on local signal strength

Initial Setup Procedure

Charging the phone



Inserting the SIM cards








Inserting the memory card



Port Assignment and Button Layout



Applications Overview

	Browser	Browse websites. The web browser in this unit can access the Internet via the WLAN network for business and personal use.
	Email	Receive/Send and view mails by linking directly to your mailbox.
	Gallery	Browse and edits images. In an image full-screen page it supports slideshow functions, and operations such as Share, Set as, and Details.
	Contacts	Add or delete contacts, and edit or delete contact details.
	Calendar	Create new events, toggle the day view, week view and month view, and enable the event reminder function.

Important safety information

CAUTION

To avoid personal injury, property damage, or accidental damage to Lenovo Phone, read all of the information in this section before using it.

Handling

- Handle Lenovo Phone with care

Do not drop, bend, puncture, insert foreign objects, or place heavy objects on Lenovo Phone. Sensitive components inside might become damaged.

- Prevent Lenovo Phone and adapter from getting wet

Do not immerse Lenovo Phone in water or leave it in a location where it can get saturated with water or other liquids.

Repairing

Do not disassemble or modify Lenovo Phone. Lenovo Phone is a sealed unit. There are no end-user serviceable parts inside. All internal repairs must be done by a Lenovo-authorized repair facility or a Lenovo-authorized technician. Attempting to open or modify Lenovo Phone will void the warranty.

Lenovo Phone screen is made of glass. The glass might break if Lenovo Phone is dropped on a hard surface, is the subject of a high impact, or is crushed by a heavy object. If the glass chips or cracks, do not touch the broken glass or attempt to remove it from Lenovo Phone. Stop using Lenovo Phone immediately

and contact Lenovo® technical support for repair, replacement, or disposal information.

Battery

● Built-in rechargeable battery notice

 DANGER

Do not attempt to replace the internal rechargeable lithium ion battery. Contact Lenovo Support for factory replacement.

● Lithium coin cell battery notice

 DANGER

Danger of explosion if battery is incorrectly replaced.

When replacing the lithium coin cell battery, use only the same or an equivalent type that is recommended by the manufacturer. The battery contains lithium and can explode if not properly used, handled, or disposed of.

Do not:

- Throw or immerse into water
- Heat to more than **100°C (212°F)**
- Repair or disassemble
- Dispose of the battery as required by local ordinances or regulations.

Charging

Charge Lenovo Phone in the temperature range of **0°C(32 °F) - 45°C(113°F)**. You can use any of the following charging methods to safely recharge the internal battery of Lenovo Phone:

Charging method	Display is on	Display is off
AC adapter	Approved, but	Approved

Charging method	Display is on	Display is off
	the battery will charge slowly.	
A USB connection between the dc-in connector on Lenovo Phone and a USB connector of a personal computer or other device that complies with the USB 2.0 standards	This charging method will compensate the power consumption. The battery will discharge more slowly than usual.	Approved, but the battery will charge slowly.
NOTES:		
Display is on : Lenovo Phone on		
Display is off : Lenovo Phone off or in screen lock mode		

Charging devices might become warm during normal use. Ensure that you have adequate ventilation around the charging device. Unplug the charging device if any of the following occurs:

- The charging device has been exposed to rain, liquid, or excessive moisture.
- The charging device shows signs of physical damage.
- You want to clean the charging device.

Lenovo is not responsible for the performance or safety of products not manufactured or approved by Lenovo.

Distraction

Take care when using Lenovo Phone in a motor vehicle or on a bicycle. Always prioritize your safety and the safety of others. Follow the law. Local laws and regulations might govern how you can use mobile electronic devices, such as Lenovo Phone, while you drive a motor vehicle or ride a bicycle.

Choking hazard

Keep Lenovo Phone and accessories away from small children. Lenovo Phone contains small parts that can be a to small children. Additionally, the glass screen can break or crack if dropped on or thrown against a hard surface.

Plastic bag notice

CAUTION

Plastic bags can be dangerous. Keep plastic bags away from babies and children to avoid danger of suffocation.

Prevent hearing damage

Lenovo Phone has a headphone connector. Always use the headphone connector for headphones (also called a headset) or earphones.

CAUTION

Excessive sound pressure from earphones and headphones can cause hearing loss. Adjustment of the equalizer to maximum increases the earphone and headphone output voltage and the sound pressure level. Therefore, to protect your hearing, adjust the equalizer to an appropriate level.

Excessive use of headphones or earphones for a long period of time at high volume can be dangerous if the

output of the headphone or earphone connectors do not comply with specifications of EN 50332-2. The headphone output connector of Lenovo Phone complies with EN 50332-2 Sub clause 7. This specification limits Lenovo Phone's maximum wide band true RMS output voltage to 150 mV. To help protect against hearing loss, ensure that the headphones or earphones you use also comply with EN 50332-2 (Clause 7 limits) for a wide band characteristic voltage of 75 mV. Using headphones that do not comply with EN 50332-2 can be dangerous due to excessive sound pressure levels.

If Lenovo Phone came with headphones or earphones in the package, as a set, the combination of the headphones or earphones and Lenovo Phone already complies with the specifications of EN 50332-1. If different headphones or earphones are used, ensure that they comply with EN 50332-1 (Clause 6.5 Limitation Values). Using headphones that do not comply with EN 50332-1 can be dangerous due to excessive sound pressure levels.

Explosive atmospheres

Do not charge or use Lenovo Phone in any area with a potentially explosive atmosphere, such as at a fueling area, or in areas where the air contains chemicals or particles (such as grain, dust, or metal powders). Obey all signs and instructions.

Radio frequency interference

Observe signs and notices that prohibit or restrict the use of mobile phones (for example, in healthcare facilities or blasting areas). Although Lenovo Phone is designed, tested, and manufactured to comply with regulations governing radio frequency emissions, such emissions from Lenovo Phone can negatively affect the operation of other electronic equipment, causing them to malfunction. Turn off Lenovo Phone or use Airplane Mode to turn off Lenovo Phone wireless transmitters when use is prohibited, such as while traveling in aircraft, or when asked to do so by authorities.

Medical devices

Lenovo Phone contains radios that emit electromagnetic fields. These electromagnetic fields may interfere with pacemakers or other medical devices. If you wear a pacemaker, maintain at least 6 inches (approximately 15 cm) of separation between your pacemaker and Lenovo Phone. If you suspect Lenovo Phone is interfering with your pacemaker or any other medical device, stop using Lenovo Phone and consult your physician for information specific to your medical device.

Important handling information

Cleaning

Clean Lenovo Phone immediately if it comes in contact with anything that may cause stains: such as dirt, ink, makeup, or lotions. To clean:

- Disconnect all cables and turn Lenovo Phone off (press and hold the Sleep/Wake button, then slide the onscreen slider).
- Use a soft, lint-free cloth.
- Avoid getting moisture in openings.
- Don't use cleaning products or compressed air.

Operating temperature

Be aware of heat generated by Lenovo Phone. When using Lenovo Phone, keep it away from hot or high-voltage environments, such as electric appliances or electric heating cooking equipment. Only use Lenovo Phone in the temperature range of **-10°C (14 °F) - 50°C (122 °F)** to avoid damage.

When Lenovo Phone is turned on or the battery is charging, some parts might become hot. The temperature that they reach depends on the amount of system activity and the level of charge in the battery. Extended contact with your body, even through clothing, could cause discomfort or even a skin burn. Avoid keeping your hands, your lap, or any other part of your body in contact with a hot section of Lenovo Phone for any extended time.

Protecting your data and software

Do not delete unknown files or change the name of files or directories that were not created by you; otherwise, Lenovo Phone software might fail to work.

Be aware that accessing network resources can leave Lenovo Phone vulnerable to computer viruses, hackers, spyware, and other malicious activities that might damage Lenovo Phone, software, or data. It is your responsibility to ensure that you have adequate protection in the form of firewalls, antivirus software, and anti-spyware software and keep this software up to date.

Keep electrical appliances such as an electric fan, radio, high-powered speakers, air conditioner, and microwave oven away from Lenovo Phone because the strong magnetic fields generated by these appliances can damage the screen and the data on Lenovo Phone.

Polyvinyl Chloride (PVC) cable and cord notice

WARNING

Handling the cord on this product or cords associated with accessories sold with this product will expose you to lead, a chemical known to the State of California to cause cancer, and birth defects or other reproductive harm. Wash hands after handling.

Disposing according to local laws and regulations

When Lenovo Phone reaches the end of its useful life, do not crush, incinerate, immerse in water, or dispose

of Lenovo Phone in any manner contrary to local laws and regulations. Some internal parts contain substances that can explode, leak, or have an adverse environmental affect if disposed of incorrectly.

See “***Environmental, recycling, and disposal information***” for additional information.

Service and Support information

The following information describes the technical support that is available for your product, during the warranty period or throughout the life of your product. Refer to the Lenovo Limited Warranty for a full explanation of Lenovo warranty terms. See “**Lenovo Limited Warranty notice**” later in this document for details on accessing the full **warranty**.

Online technical support

Online technical support is available during the lifetime of a product at <http://www.lenovo.com/support>.

Telephone technical support

You can get help and information from the **Customer Support Center** by telephone. Before contacting a Lenovo technical support representative, please have the following information available: model and serial number, the exact wording of any error message, and a description of the problem.

Your technical support representative might want to walk you through the problem while you are at your phone during the call.

Worldwide Lenovo Support telephone list

IMPORTANT

Telephone numbers are subject to change without notice. The most up-to-date telephone list for the Customer Support Center is always available at <http://support.lenovo.com/serviceproviders>.

If the telephone number for your country or region is not listed, contact your Lenovo reseller or Lenovo marketing representative.

Warranty information

Lenovo Limited Warranty notice

This product is covered by the terms of the Lenovo Limited Warranty, version L505-0010-02 08/2011. Read the Lenovo Limited Warranty (LLW) at http://www.lenovo.com/warranty/llw_02. You can view the LLW in a number of languages from this Web site. The LLW also is displayed on your phone during the initial setup. If you cannot view the LLW either from the Web site or from your phone, contact your local Lenovo office or reseller to obtain a printed version of the LLW.

Warranty period and type of Warranty service

Country or Region of Purchase	Warranty Period	Type of Warranty Service
India	<ul style="list-style-type: none">● Product (including the charger) - 1 year● Battery pack - 6 months● Earphone - 3 months	4
Indonesia		4
Philippines		4
Vietnam		4
Russia		4
Malaysia		4
Thailand		4
Ukraine		4
Venezuela		4
Chile		4
Saudi Arabia	<ul style="list-style-type: none">● Product - 1 year	4

Country or Region of Purchase	Warranty Period	Type of Warranty Service
United Arab Emirates	<ul style="list-style-type: none"> ● Charger/battery pack/earphone - 6 months 	4

Types of Warranty Service

- 1 Customer Replaceable Unit (“CRU”) Service
- 2 On-site Service
- 3 Courier or Depot Service
- 4 Customer Carry-In Service
- 5 Mail-in Service
- 6 Customer Two-Way Mail-in Service
- 7 Product Exchange Service

For a full explanation of the types of warranty service, refer to the full warranty. See “**Lenovo Limited Warranty notice**” for details on accessing the full warranty.

Suplemento de Garantía para México

Este Suplemento se considera parte integrante de la Garantía Limitada de Lenovo y será efectivo única y exclusivamente para los productos distribuidos y comercializados dentro del Territorio de los Estados Unidos Mexicanos. En caso de conflicto, se aplicarán los términos de este Suplemento.

Todos los programas de software precargados en el equipo sólo tendrán una garantía de treinta (30) días por defectos de instalación desde la fecha de compra. Lenovo no es responsable de la información incluida en

dichos programas de software y/o cualquier programa de software adicional instalado por Usted o instalado después de la compra del producto.

Los servicios no cubiertos por la garantía se cargarán al usuario final, previa obtención de una autorización. En el caso de que se precise una reparación cubierta por la garantía, por favor, llame al Centro de soporte al cliente al 001-866-434-2080, donde le dirigirán al Centro de servicio autorizado más cercano. Si no existiese ningún Centro de servicio autorizado en su ciudad, población o en un radio de 70 kilómetros de su ciudad o población, la garantía incluirá cualquier gasto de entrega razonable relacionado con el transporte del producto a su Centro de servicio autorizado más cercano. Por favor, llame al Centro de servicio autorizado más cercano para obtener las aprobaciones necesarias o la información relacionada con el envío del producto y la dirección de envío.

Para obtener una lista de los Centros de servicio autorizados, por favor, go to:

<http://www.lenovo.com/mx/es/servicios>.

Importado por:

Lenovo México S. de R.L. de C.V.

Av. Santa Fe 505, Piso 15

Col. Cruz Manca

Cuajimalpa, D.F., México

C.P. 05349


Tel. (55) 5000 8500

Environmental, recycling, and disposal information

General recycling statement

Lenovo encourages owners of information technology (IT) equipment to responsibly recycle their equipment when it is no longer needed. Lenovo offers a variety of programs and services to assist equipment owners in recycling their IT products. For information on recycling Lenovo products, go to: <http://www.lenovo.com/recycling>.

Important WEEE information



Country-specific information is available at <http://www.lenovo.com/recycling>.

The WEEE marking on Lenovo products applies to countries with WEEE and e-waste regulations (for example, European Directive 2002/96/EC, India E-Waste Management & Handling Rules, 2011). Appliances are labeled in accordance with local regulations concerning waste electrical and electronic equipment (WEEE). These regulations determine the framework for the return and recycling of used appliances as applicable within each geography. This label is applied to various products to indicate that the product is not to be thrown away, but rather put in the established collective systems for reclaiming these end

of life products.

Users of electrical and electronic equipment (EEE) with the WEEE marking must not dispose of end of life EEE as unsorted municipal waste, but use the collection framework available to them for the return, recycle, and recovery of WEEE and to minimize any potential effects of EEE on the environment and human health due to the presence of hazardous substances. For additional WEEE information go to: <http://www.lenovo.com/recycling>.

Turkish statement of compliance

The Lenovo product meets the requirements of the Republic of Turkey Directive on the Restriction of the Use of Certain Hazardous Substances in Electrical and Electronic Equipment (EEE).

Bu Lenovo ürünü, T.C. Çevre ve Orman Bakanlığı'nın "Elektrik ve Elektronik Eşyalarda Bazı Zararlı Maddelerin Kullanımının Sınırlandırılmasına Dair Yönetmelik (EEE)" direktiflerine uygundur. EEE Yönetmeliğine Uygundur.

Declarações de Reciclagem no Brasil

Descarte de um Produto Lenovo Fora de Uso
Equipamentos elétricos e eletrônicos não devem ser descartados em lixo comum, mas enviados à pontos de coleta, autorizados pelo fabricante do produto para que sejam encaminhados e processados por empresas especializadas no manuseio de resíduos industriais, devidamente certificadas pelos órgãos ambientais, de acordo com a legislação local. A Lenovo possui um

canal específico para auxiliá-lo no descarte desses produtos. Caso você possua um produto Lenovo em situação de descarte, ligue para o nosso SAC ou encaminhe um e-mail para: reciclar@lenovo.com, informando o modelo, número de série e cidade, a fim de enviarmos as instruções para o correto descarte do seu produto Lenovo.

Recycling information for China

《废弃电器电子产品回收处理管理条例》提示性说明

联想鼓励拥有联想品牌产品的用户当不再需要此类产品时，遵守国家废弃电器电子产品回收处理相关法律法规，将其交给当地具有国家认可的回收处理资质的厂商进行回收处理。更多回收服务信息，请点击进入 <http://support.lenovo.com.cn/activity/551.htm>.

Recycling information for India

Recycling and disposal information for India is available at:

http://www.lenovo.com/social_responsibility/us/en/sustainability/ptb_india.html.

Battery recycling marks

Battery recycling information for the European Union

EU



Batteries or packaging for batteries are labeled in accordance with European Directive 2006/66/EC

concerning batteries and accumulators and waste batteries and accumulators. The Directive determines the framework for the return and recycling of used batteries and accumulators as applicable throughout the European Union. This label is applied to various batteries to indicate that the battery is not to be thrown away, but rather reclaimed upon end of life per this Directive.

In accordance with the European Directive 2006/66/EC, batteries and accumulators are labeled to indicate that they are to be collected separately and recycled at end of life. The label on the battery may also include a chemical symbol for the metal concerned in the battery (Pb for lead, Hg for mercury, and Cd for cadmium).

Users of batteries and accumulators must not dispose of batteries and accumulators as unsorted municipal waste, but use the collection framework available to customers for the return, recycling, and treatment of batteries and accumulators. Customer participation is important to minimize any potential effects of batteries and accumulators on the environment and human health due to the potential presence of hazardous substances. For proper collection and treatment, go to: <http://www.lenovo.com/recycling>.

Restriction of Hazardous Substances Directive (RoHS)

European Union RoHS

Lenovo products sold in the European Union, on or after July 1, 2006, meet the requirements of the European Union Directive 2002/95/EC; The Restriction of the Use of Certain Hazardous Substances in Electrical and Electronic Equipment (RoHS).

For more information about Lenovo progress on RoHS, go to:

http://www.lenovo.com/social_responsibility/us/en/RoHS_Communication.pdf.

Turkish

The Lenovo product meets the requirements of the Republic of Turkey Directive on the Restriction of the Use of Certain Hazardous Substances in Electrical and Electronic Equipment (EEE).

Türkiye EEE Yönetmeliğine Uygunluk Beyanı

Bu Lenovo ürünü, T.C. Çevre ve Orman Bakanlığı'nın "Elektrik ve Elektronik Eşyalarda Bazı Zararlı Maddelerin Kullanımının Sınırlandırılmasına Dair Yönetmelik (EEE)" direktiflerine uygundur.

EEE Yönetmeliğine Uygundur.

Ukraine

Цим підтверджуємо, що продукція Леново відповідає вимогам нормативних актів України, які обмежують вміст небезпечних речовин

India

RoHS compliant as per E-Waste (Management & Handling) Rules, 2011.

China

The information in the following table is applicable for products manufactured on or after March 1, 2007 for sale in the People's Republic of China.

有毒有害物质	组件				
	电路板	显示屏	电池组	附件	电源适配器
铅(Pb)	×	×	×	×	×
汞(Hg)	○	○	○	○	○
镉(Cd)	○	○	○	○	○
六价铬(Cr VI)	○	○	○	○	○
多溴联苯(PBB)	○	○	○	○	○
多溴二联苯醚(PBDE)	○	○	○	○	○

说明:

○: 表示该有毒有害物质在该部件所有均质材料中的含量均在SJ/T 11363-2006标准规定的限量要求以下。

×: 表示该有毒有害物质至少在该部件的某一均质材料中的含量超出 SJ/T 11363-2006 标准规定的限量要求。表中标有“×”的所有部件均符合欧盟 RoHS 法规。

电路板组件: 包括印刷电路板及零部件、电容和连接器, 根据机型不同, 可能不会含有以上的所有部件, 请以实际购买机型为准。



在中华人民共和国境内销售的电子信息产品必须标识此标志, 标志内的数字代表在正常的使用状态下产品的环保使用期限。

Electronic emission notices

FCC Compliance Statement

FCC Declaration of Conformity

This equipment has been tested and found to comply with the limits for a Class B digital device, pursuant to Part 15 of the FCC(Federal Communications Commission) Rules. These limits are designed to provide reasonable protection against harmful interference in a residential installation. This equipment generates, uses, and can radiate radio frequency energy and, if not installed and used in accordance with the instructions, may cause harmful interference to radio communications. However, there is no guarantee that interference will not occur in a particular installation. If this equipment does cause harmful interference to radio or television reception, which can be determined by turning the equipment off and on, the user is encouraged to try to correct the interference by one or more of the following measures:

- Reorient or relocate the receiving antenna.
- Increase the separation between the equipment and receiver.
- Connect the equipment into an outlet on a circuit different from that to which the receiver is connected.
- Consult an authorized dealer or service representative for help.

Lenovo is not responsible for any radio or television

interference caused by unauthorized changes or modifications to this equipment. Unauthorized changes or modifications could void the user's authority to operate the equipment.

This device complies with Part 15 of the FCC Rules. Operation is subject to the following two conditions: (1) this device may not cause harmful interference, and (2) this device must accept any interference received, including interference that may cause undesired operation.

Responsible Party:

Lenovo (United States) Incorporated

1009 Think Place - Building One

Morrisville, NC 27560

Telephone: 1-919-294-5900



FCC Caution

Any Changes or modifications not expressly approved by the party responsible for compliance void the user's authority to operate the equipment.

The antenna(s) used for this transmitter must not be co-located or operating in conjunction with any other antenna or transmitter.

NOTE:

The country code selection is for non-US model only and is not available to all US model. Per FCC regulation, all Wi-Fi product marketed in US must fixed to US operation channels only.

EU Compliance Statement

EU-Compliance to the Electromagnetic Compatibility Directive

This product is in conformity with the protection requirements of EU Council Directive 2004/108/EC on the approximation of the laws of the Member States relating to electromagnetic compatibility. Lenovo cannot accept responsibility for any failure to satisfy the protection requirements resulting from a nonrecommended modification of the product, including the installation of option cards from other manufacturers.

EU contact:

Lenovo, Einsteinova 21, 851 01 Bratislava, Slovakia



Sound Pressure Warning statement

For the device which tests accordance to EN 60950-1:2006+A11:2009:+A1:2010+A12:2011, it is mandatory to perform audio tests for EN50332.

This device have been tested to comply with the Sound Pressure Level requirement laid down in the applicable EN 50332-1and/or EN 50332-2 standards. Permanent hearing loss may occur if earphones or headphones are used at high volume for prolonged periods of time.



Warning statement:

A pleine puissance, l'écoute prolongée du baladeur peut endommager l'oreille de l'utilisateur.

CE Declaration of Conformity

CE 0560

Assessment of compliance of the product with the requirements relating to the Radio and Telecommunication Terminal Equipment Directive (R&TTE Directive (1999/5/EC) and the Low Voltage Directive (2006/95/EC) was performed by Telefication (Notified Body No.0560), based on the following standards:

- Health (Article 3.1(a) of the R&TTE Directive)**

Applied Standard(s):

EN 50360:2001/AC:2006/A1:2012

EN 62209-1:2006

EN 62311:2008

EN 62209-2:2010

EN 62479:2010

- Safety (Article 3.1(a) of the R&TTE Directive)**

Applied Standard(s):

EN 60950-1:2006/A11:2009/A1:2010/A12:2011

EN 50332-1:2000

EN 50332-2:2003

- Electromagnetic compatibility (Article 3.1 (b) of the R&TTE Directive)

Applied Standard(s):

EN 301 489-1 V1.9.2/-3 V1.4.1/-7 V1.3.1/-17

V2.1.1/-24 V1.5.1

- Radio frequency spectrum usage (Article 3.2 of the R&TTE Directive)

Applied Standard(s):

EN 301 511 V9.0.2

EN 301 908-1 V5.2.1/ -2 V5.2.1

EN 300 328 V1.7.1

EN 300 440-1V1.6.1/ -2 V1.4.1

EurAsia Compliance Mark

EAC

Specific Absorption Rate information

This mobile device meets the government's requirements for exposure to radio waves.

Your mobile device is a radio transmitter and receiver. It is designed and manufactured not to exceed the limits for exposure to radio waves set by the Federal Communications Commission (FCC) of the U.S. Government, Industry Canada of the Canadian Government(IC), recommended by The Council of the European Union when used as directed in the previous section.

The exposure standard for mobile devices employs a unit of measurement known as the Specific Absorption Rate, or SAR. The SAR limit set by the FCC/IC is 1.6W/kg averaged over 1 grams of tissue. The India SAR limit for mobile devices is 1.6 W/kg averaged over 1 grams of tissue. Tests for SAR are conducted using standard operating positions with the device transmitting at its highest certified power level in all tested frequency bands.

Before a mobile device is available for sale to the public, it must be tested and certified to the FCC, IC, and the Council of the European Union that it does not exceed the limit established by government-adopted requirement for safe exposure under the recommendations of the international Commission on Non-Ionizing Radiation Protection (ICNIRP). The tests are performed in positions and locations (for example, at the head and worn on the body) as required by the

FCC, IC, and the Council of the European Union for each model.

The highest SAR value for your Lenovo device when tested for use at the head and body is outlined as follows:

Position	The highest SAR value	Regulation
Head	0.562	India 1g SAR Limit(1.6W/kg)
Body-worn	0.692	
Head	1.16	FCC&IC 1g SAR Limit(1.6W/kg)
Body-worn	1.3	

During use, the actual SAR values for this device are usually well below the values stated above. This is because, for purposes of system efficiency and to minimize interference on the network, the operating power of your mobile devices is automatically decreased when full power is not needed for the call. The lower the power output of the device, the lower its SAR value.

To meet RF exposure guidelines during body-worn operation, the device must be positioned at least 1.5cm away from your body.