

FCC/ISED

RF

TEST REPORT


ISSUED BY
Shenzhen BALUN Technology Co., Ltd.




FOR
Navigations- und Multimedia device


ISSUED TO
Robert Bosch Car Multimedia GmbH

Robert-Bosch-Str. 200, 31139 Hildesheim, Germany



Prepared by: 
Heng Aiping
(Engineer)

Date: Feb. 15, 2019

Approved by: 
Wei Yanquan
(Chief Engineer)

Date: Feb. 15, 2019

Report No.: BL-HK18C0341-603
EUT Name: Navigations- und Multimedia device
Model Name: PIVISBX0
Brand Name: Bosch
Test Standard: 47 CFR Part 15 Subpart E
RSS-Gen (Issue 5, April 2018)
RSS-247 (Issue 2, February 2017)
FCC ID: YBN-PIVISBX0
ISED Number: 9595A-PIVISBX0
Test Conclusion: Pass
Test Date: Dec. 20, 2019 ~ Jan. 08, 2019
Date of Issue: Feb. 15, 2019

NOTE: This test report of test results only related to testing samples, which can be duplicated completely for the legal use with the approval of the applicant; it shall not be reproduced except in full, without the written approval of Shenzhen BALUN Technology Co., Ltd. Any objections should be raised within thirty days from the date of issue. To validate the report, please contact us.

Revision History

<u>Version</u>	<u>Issue Date</u>	<u>Revisions Content</u>
<u>Rev. 01</u>	<u>Jan. 23, 2019</u>	<u>Initial Issue</u>
<u>Rev. 02</u>	<u>Feb. 15, 2019</u>	<u>Revised the limit in section 5.1.1; Revised the description in section 5.5.4; Update the limits in section A.1; Add test data for 11ac(VHT20)&11ac(VHT40) in section A.2 and A.3 and A.6.</u>

TABLE OF CONTENTS

1 ADMINISTRATIVE DATA (GENERAL INFORMATION)..... 4

1.1 Identification of the Testing Laboratory..... 4

1.2 Identification of the Responsible Testing Location..... 4

1.3 Laboratory Condition..... 4

1.4 Announce..... 4

2 PRODUCT INFORMATION..... 5

2.1 Applicant..... 5

2.2 Manufacturer..... 5

2.3 Factory..... 5

2.4 General Description for Equipment under Test (EUT)..... 5

2.5 Technical Information..... 6

2.6 Additional Instructions..... 7

2.7 Channel List..... 9

3 SUMMARY OF TEST RESULTS..... 12

3.1 Test Standards..... 12

3.2 Verdict..... 12

4 GENERAL TEST CONFIGURATIONS..... 13

4.1 Test Environments..... 13

4.2 Test Equipment List..... 13

4.3 Measurement Uncertainty..... 14

4.4 Description of Test Setup..... 15

5 TEST ITEMS..... 18

5.1 RF Output Power..... 18

5.2 Emission Bandwidth and 6 dB Bandwidth..... 19

5.3	Power Spectral density (PSD).....	20
5.4	Conducted Emission.....	21
5.5	Radiated Spurious Emissions and Band Edge (Restricted-band).....	22
5.6	Frequency Stability.....	27
ANNEX A	TEST RESULT.....	28
A.1	RF Output Power.....	28
A.2	Emission Bandwidth & 99% Bandwidths.....	33
A.3	6 dB Bandwidth.....	35
A.4	Power Spectral Density.....	36
A.5	Conducted Emissions.....	38
A.6	Radiated Spurious Emissions and Band Edge (Restricted-band).....	39
A.7	Frequency Stability.....	108
ANNEX B	TEST SETUP PHOTOS.....	109
ANNEX C	EUT EXTERNAL PHOTOS.....	109
ANNEX D	EUT INTERNAL PHOTOS.....	109

1 ADMINISTRATIVE DATA (GENERAL INFORMATION)

1.1 Identification of the Testing Laboratory

Company Name	Shenzhen BALUN Technology Co., Ltd.
Address	Block B, 1st FL, Baisha Science and Technology Park, Shahe Xi Road, Nanshan District, Shenzhen, Guangdong Province, P. R. China
Phone Number	+86 755 6685 0100

1.2 Identification of the Responsible Testing Location

Test Location	Shenzhen BALUN Technology Co., Ltd.
Address	Block B, 1st FL, Baisha Science and Technology Park, Shahe Xi Road, Nanshan District, Shenzhen, Guangdong Province, P. R. China
Accreditation Certificate	<p>The laboratory has been listed by Industry Canada to perform electromagnetic emission measurements. The recognition numbers of test site are 11524A-1.</p> <p>The laboratory is a testing organization accredited by FCC as a accredited testing laboratory. The designation number is CN1196.</p> <p>The laboratory is a testing organization accredited by American Association for Laboratory Accreditation(A2LA) according to ISO/IEC 17025.The accreditation certificate is 4344.01.</p> <p>The laboratory is a testing organization accredited by China National Accreditation Service for Conformity Assessment (CNAS) according to ISO/IEC 17025. The accreditation certificate number is L6791.</p>
Description	All measurement facilities used to collect the measurement data are located at Block B, FL 1, Baisha Science and Technology Park, Shahe Xi Road, Nanshan District, Shenzhen, Guangdong Province, P. R. China 518055

1.3 Laboratory Condition

Ambient Temperature	20°C to 25°C
Ambient Relative Humidity	45% to 55%
Ambient Pressure	100 kPa to 102 kPa

1.4 Announce

- (1) The test report reference to the report template version v4.3.
- (2) The test report is invalid if not marked with the signatures of the persons responsible for preparing and approving the test report.
- (3) The test report is invalid if there is any evidence and/or falsification.
- (4) The results documented in this report apply only to the tested sample, under the conditions and modes of operation as described herein.
- (5) This document may not be altered or revised in any way unless done so by BALUN and all revisions are duly noted in the revisions section.
- (6) Content of the test report, in part or in full, cannot be used for publicity and/or promotional purposes without prior written approval from the laboratory.

2 PRODUCT INFORMATION

2.1 Applicant

Applicant	Robert Bosch Car Multimedia GmbH
Address	Robert-Bosch-Str. 200, 31139 Hildesheim, Germany

2.2 Manufacturer

Manufacturer	Robert Bosch Car Multimedia GmbH
Address	Robert-Bosch-Str. 200, 31139 Hildesheim, Germany

2.3 Factory

Factory 1	Bosch Car Multimedia Portugal, S.A.
Address 1	Rua Max Grundig, 35-Lomar, 4705-820 Braga
Factory 2	Robert Bosch (Malaysia)
Address 2	Free Trade Zone 11900, Bayan Lepas, Penang
Factory 3	Bosch Automotive Products (Wuhu) Co., Ltd.
Address 3	No. 88 Guandoumen Road, Jiujiang District; Wuhu City, Anhui Province 241000; China

2.4 General Description for Equipment under Test (EUT)

EUT Name	Navigations- und Multimedia device
Model Name Under Test	PIVISBX0
Series Model Name	N/A
Description of Model name differentiation	N/A
Hardware Version	001
Software Version	1052
Dimensions (Approx.)	N/A
Weight (Approx.)	N/A

2.5 Technical Information

Network and Wireless connectivity	Bluetooth 4.1 (BR+EDR) WIFI 802.11a, 802.11b, 802.11g, 802.11n(HT20/40) and 802.11ac 5.8G SRD
-----------------------------------	---

The requirement for the following technical information of the EUT was tested in this report:

Frequency Range	Band I: 5150 MHz to 5250 MHz, Band II: 5250 MHz to 5350 MHz, Band III: 5470 MHz to 5725 MHz Band IV: 5725 MHz to 5850 MHz
Product Type	<input checked="" type="checkbox"/> Mobile <input type="checkbox"/> Portable <input type="checkbox"/> Fix Location
Modulation technology	OFDM
Modulation Type	256QAM, 64QAM, 16QAM, BPSK, QPSK
Product Type	Indoor for IC standard Mobile and portable for FCC standard
Transfer Rate (Mbps) (Single RF path)	802.11a: 54/ 48/ 36 / 24 / 18/12 / 9/ 6 Mbps 802.11n: up to 150 Mbps 802.11ac: up to VHT-MCS9
Channel Bandwidth	802.11a: 20 MHz 802.11n: 20 MHz, 40 MHz 802.11ac: 20 MHz, 40 MHz, 80 MHz
Maximum Output Power	Band I: 8.49 dBm Band II: 8.08 dBm Band III: 13.63 dBm Band IV: 15.46 dBm
Antenna System (eg., MIMO, Smart Antenna)	N/A
Categorization as Correlated or Completely Uncorrelated	N/A
Antenna Type	SMD Antenna
Antenna Gain	Band I: 5150 MHz to 5250 MHz: 6.3 dBi Band II: 5250 MHz to 5350 MHz: 2.9 dBi Band III: 5470 MHz to 5725 MHz: 3.2 dBi Band IV: 5725 MHz to 5850 MHz: 2.7 dBi
About the Product	The equipment is Navigations- und Multimedia device, intended for used with information technology equipment.

2.6 Additional Instructions

EUT Software Settings:

Mode	<input checked="" type="checkbox"/> Special software is used. The software provided by client to enable the EUT under transmission condition continuously at specific channel frequencies individually.
------	--

During testing, Channel and Power Controlling Software provided by the customer was used to control the operating channel as well as the output power level. The RF output power selection is for the setting of RF output power expected by the customer and is going to be fixed on the firmware of the final end product.

Test Software Version	DutApi_w8887_BrdigeEth
-----------------------	------------------------

Band I (5150 - 5250 MHz) Power level setup in software			
Mode	Channel	Frequency (MHz)	Soft Set
11a	CH36	5180	10
11a	CH44	5220	
11a	CH48	5240	
11n (HT20)	CH36	5180	10
11n (HT20)	CH44	5220	
11n (HT20)	CH48	5240	
11n (HT40)	CH38	5190	
11n (HT40)	CH46	5230	
11ac (VHT80)	CH42	5210	6

Band II (5250 - 5350 MHz) Power level setup in software			
Mode	Channel	Frequency (MHz)	Soft Set
11a	CH52	5260	10
11a	CH56	5280	
11a	CH64	5320	
11n (HT20)	CH52	5260	10
11n (HT20)	CH56	5280	
11n (HT20)	CH64	5320	
11n (HT40)	CH54	5270	
11n (HT40)	CH62	5310	
11ac (VHT80)	CH58	5290	6

Band III (5470 - 5725 MHz) Power level setup in software			
Mode	Channel	Frequency (MHz)	Soft Set
11a	CH100	5500	10
11a	CH116	5580	
11a	CH140	5700	
11n (HT20)	CH100	5500	10
11n (HT20)	CH116	5580	
11n (HT20)	CH140	5700	
11n (HT40)	CH102	5510	
11n (HT40)	CH118	5590	
11n (HT40)	CH134	5670	6
11ac (VHT80)	CH106	5530	

Band III (5470 - 5725 MHz) Power level setup in software			
Mode	Channel	Frequency (MHz)	Soft Set
11ac (VHT80)	CH122	5610	

Band IV (5725 - 5850 MHz) Power level setup in software			
Mode	Channel	Frequency (MHz)	Soft Set
11a	CH149	5745	10
11a	CH157	5785	
11a	CH165	5825	
11n (HT20)	CH149	5745	10
11n (HT20)	CH157	5785	
11n (HT20)	CH165	5825	
11n (HT40)	CH151	5755	
11n (HT40)	CH159	5795	
11ac (VHT80)	CH155	5775	

Run Software

```

Q:\MB\cTP\06_Models_Test_Results\B-Sample\SB032_cTP_My\03_Inbetriebnahme\labtool_for_wi...
Enter option: 1
Name:          DutApiClient
Interface:     EtherNet
Version:       2.0.0.75
Date:          Mar 18 2015 <15:56:06>

Note:
Q:\MB\cTP\06_Models_Test_Results\B-Sample\SB032_cTP_My\03_Inbetriebnahme\labto
ol_for_win_22075_p22\setup.ini
Dut's IP 192.168.1.40:9930
Host's IP 192.168.1.1:9931
DutIf_UdpIp::delay 0
DutIf_UdpIp::vg_lfSpy 0
TCP connecting...
DutIf_InitConnection: 0

-----
W87xx <802.11a/g/b/n/ac> TEST MENU
-----
Enter option: 30 0
DutIf_SetModeAG: 0x0
Enter option: 112 0
DutIf_SetChannelBw: 0x00000000
Enter option: _
  
```


2.7 Channel List

20 MHz		40 MHz		80 MHz	
Channel Number	Frequency (MHz)	Channel Number	Frequency (MHz)	Channel Number	Frequency (MHz)
36	5180	38	5190	42	5210
40	5200	46	5230	58	5290
44	5220	54	5270	106	5530
48	5240	62	5310	122	5610
52	5260	102	5510	155	5775
56	5280	110	5550		
60	5300	118	5590		
64	5320	126	5630		
100	5500	134	5670		
104	5520	151	5755		
108	5540	159	5795		
112	5560				
116	5580				
120	5600				
124	5620				
128	5640				
132	5660				
136	5680				
140	5700				
149	5745				
153	5765				
157	5785				
161	5805				
165	5825				

Note: Until further notice, devices subject to this section shall not be capable of transmitting in the band 5600-5650 MHz. This restriction is for the protection of weather radars operating in this band.

The Lowest frequency, the middle frequency and the highest frequency of channel were selected to perform the test, and the selected channel see below:

Because of the modulation and bandwidth are similar for 802.11n mode for 20MHz (40MHz) and 802.11ac mode for 20MHz (40MHz), and the power level of 802.11n is higher than 802.11ac, therefor only power show all mode data on the report and the other test item investigated worst case to representative mode in test report. The final report mode please refer to below sheet.

For 802.11a/n(HT20)/ac(VHT20)

Band I (5150 - 5250 MHz)			Band II (5250 - 5350 MHz)		
Channel Number	Channel	Frequency (MHz)	Channel Number	Channel	Frequency (MHz)
36	Low	5180	52	Low	5260
44	Mid	5220	60	Mid	5300
48	High	5240	64	High	5320

Band III (5470 - 5725 MHz)			Band IV (5725 - 5850 MHz)		
Channel Number	Channel	Frequency (MHz)	Channel Number	Channel	Frequency (MHz)
100	Low	5500	149	Low	5745
116	Mid	5580	157	Mid	5785
140	High	5700	165	High	5825

For 802.11n(HT40)/ac(VHT40)

Band I (5150 - 5250 MHz)			Band II (5250 - 5350 MHz)		
Channel Number	Channel	Frequency (MHz)	Channel Number	Channel	Frequency (MHz)
38	Low	5190	54	Low	5270
46	High	5230	62	High	5310

Band III (5150 - 5250 MHz)			Band IV (5725 - 5850 MHz)		
Channel Number	Channel	Frequency (MHz)	Channel Number	Channel	Frequency (MHz)
102	Low	5510	151	Low	5755
118	Middle	5580	159	High	5795
134	High	5670			

For 802.11ac(VHT80)

Band I (5150 - 5250 MHz)			Band II (5250 - 5350 MHz)		
Channel Number	Channel	Frequency (MHz)	Channel Number	Channel	Frequency (MHz)
42	Low	5210	58	Low	5290

Band III (5470 - 5725 MHz)			Band IV (5725 - 5850 MHz)		
Channel Number	Channel	Frequency (MHz)	Channel Number	Channel	Frequency (MHz)
106	Low	5530	155	Low	5775
122	High	5610			

Note: Preliminary tests were performed in different data rate in above table to find the worst radiated emission. The data rate shown in the table below is the worst-case rate with respect to the specific test item. Investigation has been done on all the possible configurations for searching the worst cases. The following table is a list of the test modes shown in this test report.

Test Items	Mode	Data Rate	Modulation Type	Band I	Band II	Band III	Band IV
				Channel	Channel	Channel	Channel
RF Output Power	11a	6	BPSK	48/44/36	64/60/52	140/116/100	165/157/149
	11n(20 MHz)	6.5		48/44/36	64/60/52	140/116/100	165/157/149
	11n(40 MHz)	13.5		46/38	62/54	134/102	159/151
	11ac(20 MHz)	6.5		48/44/36	64/60/52	140/116/100	165/157/149
	11ac(40 MHz)	13.5		46/38	62/54	134/102	159/151
	11ac(80 MHz)	MCS0		42	58	106	155
Emission Bandwidth & 99% Occupied Bandwidth	11a	6	BPSK	48/44/36	64/60/52	140/116/100	165/157/149
	11n(20 MHz)	6.5		48/44/36	64/60/52	140/116/100	165/157/149
	11n(40 MHz)	13.5		46/38	62/54	134/102	159/151
	11ac(80 MHz)	VHT-MCS0		42	58	106	155
6 dB bandwidth	11a	6	BPSK	N/A	N/A	N/A	165/157/149
	11n(20 MHz)	6.5		N/A	N/A	N/A	165/157/149
	11n(40 MHz)	13.5		N/A	N/A	N/A	159/151
	11ac(80 MHz)	MCS0		N/A	N/A	N/A	155
Power Spectral Density	11a	6	BPSK	48/44/36	64/60/52	140/116/100	165/157/149
	11n(20 MHz)	6.5		48/44/36	64/60/52	140/116/100	165/157/149
	11n(40 MHz)	13.5		46/38	62/54	134/102	159/151
	11ac(80 MHz)	MCS0		42	58	106	155
Radiated Spurious Emissions	11a	6	BPSK	48/44/36	64/60/52	140/116/100	165/157/149
	11n(20 MHz)	6.5		48/44/36	64/60/52	140/116/100	165/157/149
	11n(40 MHz)	13.5		46/38	62/54	134/102	159/151
	11ac(20 MHz)	6.5		48/44/36	64/60/52	140/116/100	165/157/149
	11ac(40 MHz)	13.5		46/38	62/54	134/102	159/151
	11ac(80 MHz)	MCS0		42	58	122/106	155
Band Edge (Restricted-band)	11a	6	BPSK	48/36	64/52	140/100	165/149
	11n(20 MHz)	6.5		48/36	64/52	140/100	165/149
	11n(40 MHz)	13.5		46/38	62/54	134/102	159/151
	11ac(80 MHz)	MCS0		42	58	122/106	155
Frequency Stability	Unmodulated	N/A	N/A	36	N/A	N/A	N/A

3 SUMMARY OF TEST RESULTS

3.1 Test Standards

No.	Identity	Document Title
1	47 CFR Part 15 Subpart E	Unlicensed National Information Infrastructure Devices
2	KDB Publication 789033 D02v02r01	Guidelines for Compliance Testing of Unlicensed National Information Infrastructure (U-NII) Devices Part 15, Subpart E
3	RSS-Gen (Issue 5, April 2018)	General Requirements for Compliance of Radio Apparatus
4	RSS-247 (Issue 2, February 2017)	Digital Transmission Systems (DTSS), Frequency Hopping Systems(FHSs) and Licence-Exemp Local Area Network (LE-LAN) Devices
5	ANSI C63.10-2013	American National Standard for Testing Unlicensed Wireless Devices

3.2 Verdict

No.	Description	FCC Part No.	RSS Part No.	Test Result	Verdict
1	Antenna Requirement	15.203	RSS-247, 6.2	--	Pass ^{Note1}
2	RF Output Power	15.407(a)	RSS-247, 6.2	ANNEX A.1	Pass
3	Emission Bandwidth & 99% Occupied Bandwidth	15.407(a)	RSS-247, 6.2	ANNEX A.2	Pass
4	6 dB bandwidth	15.407(e)	RSS-247, 6.2	ANNEX A.3	Pass
5	Power Spectral Density	15.407(a)	RSS-247, 6.2	ANNEX A.4	Pass
6	Conducted Emission	15.207	RSS-GEN, 8.8	ANNEX A.5	N/A ^{Note3}
7	Radiated Spurious Emissions and Band Edge (Restricted-band)	15.407(b)	RSS-247, 6.2	ANNEX A.6	Pass
8	Frequency Stability	15.407(g)	--	ANNEX A.7	Pass
9	Receiver Spurious Emissions	--	RSS-Gen, 7.1.2	ANNEX A.8	N/A ^{Note2}

Note ¹: The EUT has a permanently and irreplaceable attached antenna, which complies with the requirement FCC 15.203.

Note ²: Only radio communication receivers operating in stand-alone mode within the band 30-960 MHz, as well as scanner receivers, are subject to Industry Canada requirements, so this test is not applicable.

Note ³: The EUT only powered by battery, so this test item is not applicable.

4 GENERAL TEST CONFIGURATIONS

4.1 Test Environments

During the measurement, the normal environmental conditions were within the listed ranges:

Relative Humidity	45% to 55%	
Atmospheric Pressure	100 kPa to 102 kPa	
Temperature	NT (Normal Temperature)	+22°C to +25°C
	LT (Low Temperature)	-30°C
	HT (High Temperature)	+70°C
Working Voltage of the EUT	NV (Normal Voltage)	13.5 V
	LV (Low Voltage)	9 V
	HV (High Voltage)	16 V

4.2 Test Equipment List

Description	Manufacturer	Model	Serial No.	Cal. Date	Cal. Due
Spectrum Analyzer	ROHDE&SCHWARZ	FSV-30	103118	2018.06.15	2019.06.14
Switch Unit with OSP-B157	ROHDE&SCHWARZ	OSP120	101270	2018.06.15	2019.06.14
EMI Receiver	KEYSIGHT	N9038A	MY53220118	2018.11.07	2019.11.06
Power Splitter	KMW	DCPD-LDC	1305003215	--	--
Power Sensor	ROHDE&SCHWARZ	NRP-Z21	103971	2018.06.15	2019.06.14
Attenuator (20 dB)	KMW	ZA-S1-201	110617091	--	--
Attenuator (6 dB)	KMW	ZA-S1-61	1305003189	--	--
DC Power Supply	ROHDE&SCHWARZ	HMP2020	018141664	2018.06.14	2019.06.13
Temperature Chamber	ANGELANTIONI SCIENCE	NTH64-40A	1310	2018.06.26	2019.06.25
Test Antenna-Loop(9 kHz-30 MHz)	SCHWARZBECK	FMZB 1519	1519-037	2017.11.09	2019.11.08
Test Antenna-Bi-Log(30 MHz-3 GHz)	SCHWARZBECK	VULB 9163	9163-624	2017.07.22	2019.07.21
Test Antenna-Horn(1-18 GHz)	SCHWARZBECK	BBHA 9120D	9120D-1148	2018.07.11	2020.07.10
Test Antenna-Horn(15-26.5 GHz)	SCHWARZBECK	BBHA 9170	9170-305	2018.06.21	2019.06.20
Test Antenna-Horn (18-40 GHz)	A-INFO	LB-180400 KF	J211060273	2017.01.06	2019.01.05
Anechoic Chamber	RAINFORD	9m*6m*6m	N/A	2017.02.21	2019.02.20
Anechoic Chamber	EMC Electronic Co., Ltd	20.10*11.60 *7.35m	N/A	2017.08.08	2019.08.07
Power Amplifier	OPHIR RF	5225F	1037	2018.02.16	2019.02.15
Power Amplifier	OPHIR RF	5273F	1016	2018.02.16	2019.02.15
Amplifier	COM-MW	KL_LNA_18 -40G-01	N/A	2018.06.26	2019.06.25
Software	BALUN	BL410R	2.1.1.345	N/A	N/A
laptop	Lenovo	X220	4286A17	N/A	N/A

Description	Manufacturer	Model	Serial No.	Cal. Date	Cal. Due
RF Cable 1	ROHDE&SCHWARZ	JUNFLON	APR0914004	2018.07.10	2019.10.09
RF Cable 2	Huber&suhner	RG_400_/U	N/A	2018.07.10	2019.10.09
RF Cable 3	Huber&suhner	RG_400_/U	N/A	2018.07.10	2019.10.09
RF Cable 4	Huber&suhner	SX_04172_ B-60	N/A	2018.07.10	2019.10.09
RF Cable 5	COM-MW	RFJA360-2. 92mm-J/J3 M	N/A	2018.07.10	2019.10.09

Note: The calibration period on the Cable is three month.

4.3 Measurement Uncertainty

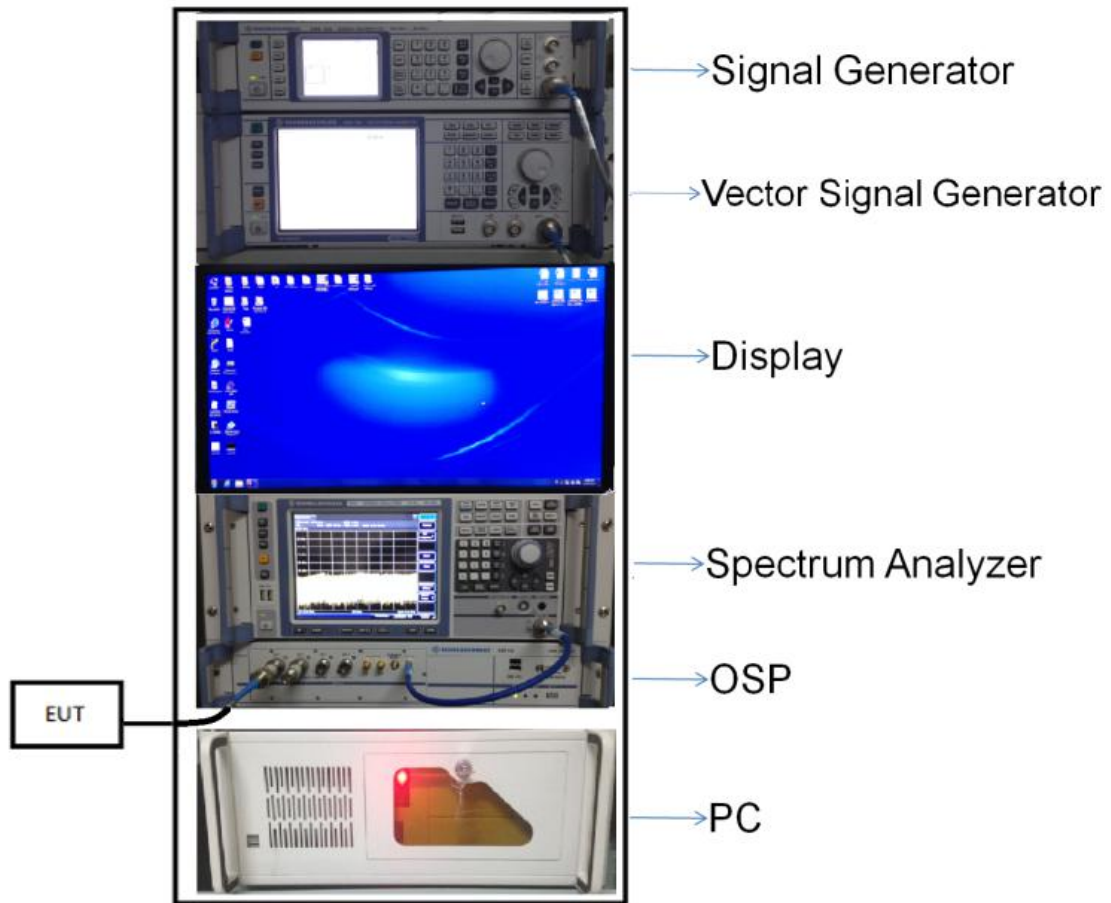
The following measurement uncertainty levels have been estimated for tests performed on the EUT as specified in CISPR 16-4-2.

This uncertainty represents an expanded uncertainty expressed at approximately the 95% confidence level using a coverage factor of k=2.

Measurement	Value
Occupied Channel Bandwidth	±4%
RF output power, conducted	±1.4 dB
Power Spectral Density, conducted	±2.5 dB
Unwanted Emissions, conducted	±2.8 dB
All emissions, radiated	±5.4 dB
Temperature	±1°C
Humidity	±4%

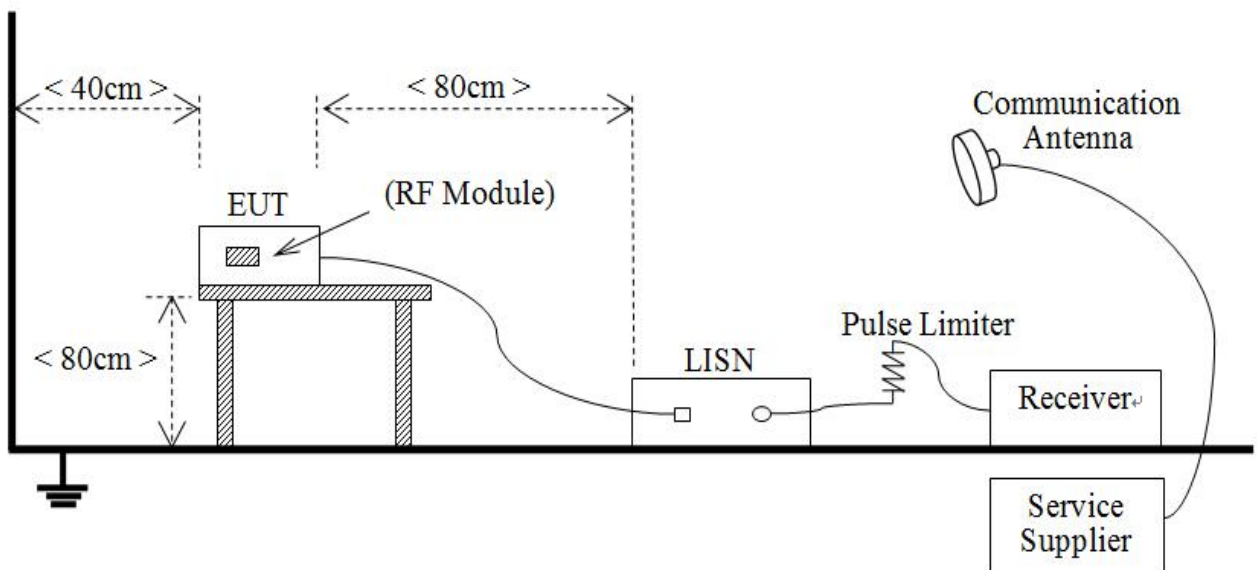
4.4 Description of Test Setup

4.4.1 For Antenna Port Test



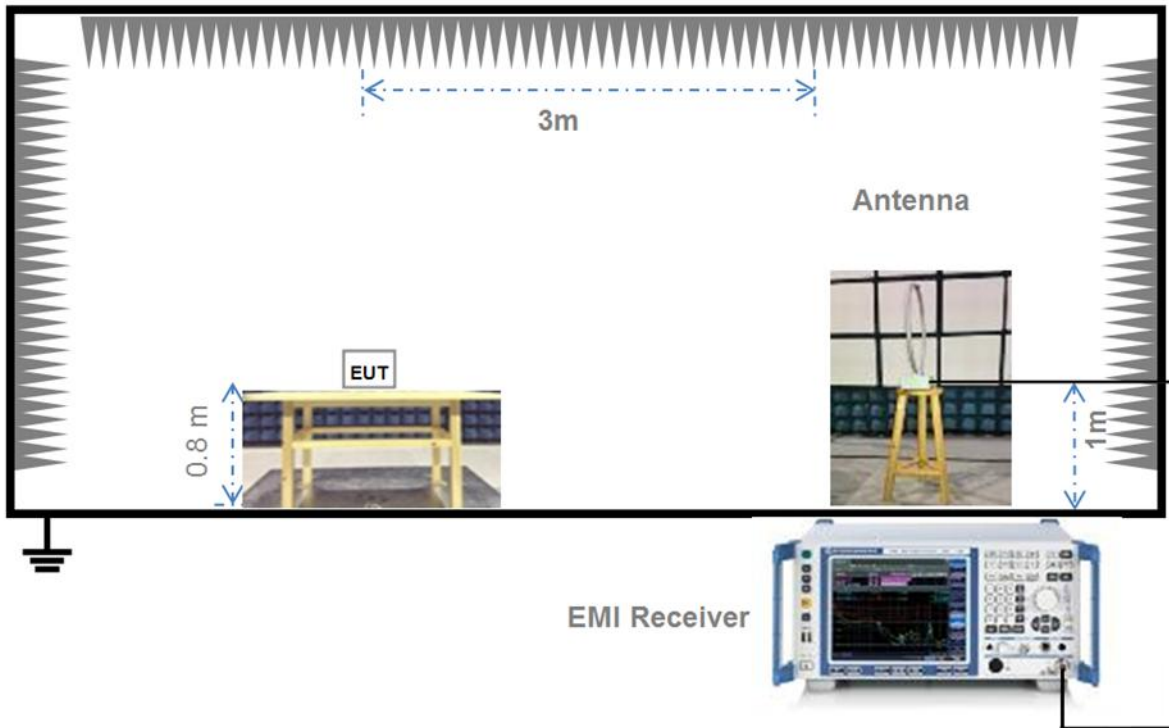
(Diagram 1)

4.4.2 For AC Power Supply Port Test




(Diagram 2)

4. 4. 3 For Radiated Test (Below 30 MHz)



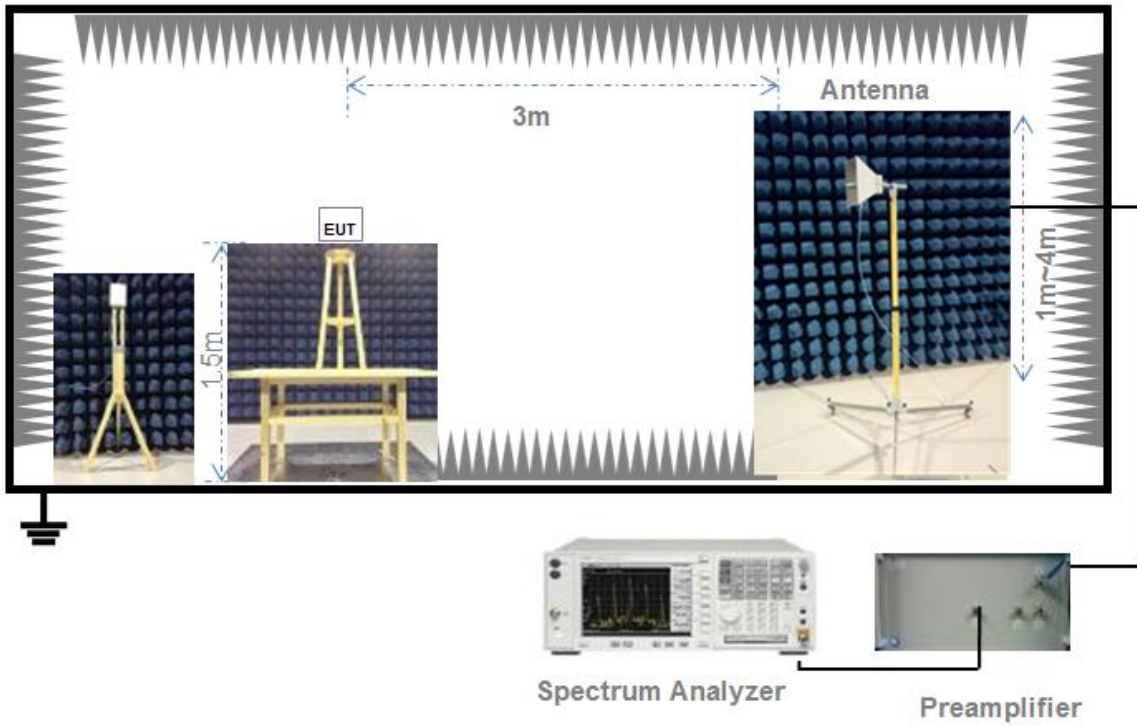
(Diagram 3)

4. 4. 4 For Radiated Test (30 MHz-1 GHz)



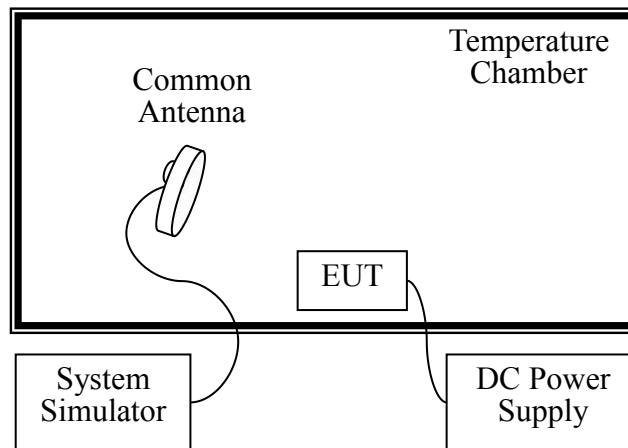
(Diagram 4)

4. 4. 5 For Radiated Test (Above 1 GHz)



(Diagram 5)

4. 4. 6 For Frequency Stability Test



(Diagram 6)

5 TEST ITEMS

5.1 RF Output Power

5.1.1 Test Limit

FCC §15.407(a)

The maximum conducted output power should not exceed:

Frequency Band (MHz)	Limit
5150-5250	250 mW
5250-5350	250 mW or 11 dBm + 10log B, whichever is less.
5470-5725	250 mW or 11 dBm + 10log B, whichever is less.
5725-5850	1 W
Note: Where "B" is the 26 dB emissions bandwidth in MHz.	

RSS-247, 6.2

The maximum conducted output power shall not exceed(For OEM devices installed in vehicles):

Frequency Band (MHz)	Limit
5150-5250	N/A
5250-5350	N/A
5470-5725	250 mW or 11 dBm + 10log B, whichever is less.
5725-5850	1 W
Note: Where "B" is the 99% emissions bandwidth in MHz.	

The maximum e.i.r.p. shall not exceed(For OEM devices installed in vehicles):

Frequency Band (MHz)	Limit
5150-5250	30mW or 1.76 dBm + 10log B, whichever is less.
5250-5350	30mW or 1.76 dBm + 10log B, whichever is less.
5470-5725	1W or 17 dBm + 10log B, whichever is less.
5725-5850	N/A
Note: Where "B" is the 99% emissions bandwidth in MHz.	

5.1.2 Test Setup

The section 4.4.1 (Diagram 1) and 4.4.5(Diagram 5) test setup description was used for this test. The photo of test setup please refer to ANNEX B.

5.1.3 Test Procedure

The maximum peak conducted output power may be measured using a broadband Average RF power meter. The power meter shall have a video bandwidth that is greater than or equal to the emission bandwidth and utilize a fast-responding diode detector.

The E.I.R.P used radiated test method. At a test site that has been validated using the procedures of ANSI C63.4 or the latest CISPR 16-1-4 for measurements above 1 GHz, so as to simulate a near free-space environment.

5.1.4 Test Result

Please refer to ANNEX A.1.

5.2 Emission Bandwidth and 6 dB Bandwidth

5.2.1 Limit

FCC §15.407(a), RSS-247, 6.2

Within the 5.725-5.85 GHz band, the minimum 6 dB bandwidth of U-NII devices shall be at least 500 kHz.

5.2.2 Test Setup

The test setup photo please refer to 4.4.1 (Diagram 1) test setup description was used for this test. The photo of test setup please refer to ANNEX B.

5.2.3 Test Procedure

Emission bandwidth

1. Set RBW = approximately 1% of the emission bandwidth.
2. Set VBW $\geq 3 \times$ RBW,
3. Detector = Peak.
4. Trace mode = Max hold.
5. Measure the maximum width of the emission that is 26 dB down from the peak of the emission.

Occupied Bandwidth

1. Set Span = 1.5 times to 5.0 times the OBW
2. Set RBW = 1% to 5% of the OBW.
3. Set VBW $\geq 3 \times$ RBW, Detector = Peak.
4. Trace mode = Max hold.
5. Use the 99% power bandwidth function of the instrument.

6 dB bandwidth

1. Set RBW = 100 kHz, VBW = 300 kHz.
2. Detector = Peak. Trace mode = Max hold.
3. Allow the trace to stabilize.
4. Measure the maximum width of the emission that is constrained by the frequencies associated with the two outermost amplitude points (upper and lower frequencies) that are attenuated by 6 dB relative to the maximum level measured in the fundamental emission.

5.2.4 Test Result

Please refer to ANNEX A.2 and ANNEX A.3.

5.3 Power Spectral density (PSD)

5.3.1 Limit

FCC §15.407(a)

The maximum power spectral density should not exceed:

Frequency Band (MHz)	Limit
5150-5250	11 dBm/MHz
5250-5350	11 dBm/MHz
5470-5725	11 dBm/MHz
5725-5850	30 dBm/500kHz

RSS-247, 6.2

The maximum power spectral density should not exceed:

Frequency Band (MHz)	Limit
5150-5250	N/A
5250-5350	11 dBm/MHz
5470-5725	11 dBm/MHz
5725-5850	30 dBm/500kHz

The e.i.r.p. spectral density should not exceed:

Frequency Band (MHz)	Limit
5150-5250	10 dBm/MHz
5250-5350	N/A
5470-5725	N/A
5725-5850	N/A

5.3.2 Test Setup

The section 4.4.1 (Diagram 1) test setup description was used for this test. The photo of test setup please refer to ANNEX B.

5.3.3 Test Procedure

Set the spectrum analyzer or EMI receiver span to view the entire emission bandwidth.

1. Set RBW = 510 kHz/1 MHz, VBW $\geq 3 \times$ RBW, Sweep time = Auto, Detector = RMS.
2. Allow the sweeps to continue until the trace stabilizes.
3. Use the peak marker function to determine the maximum amplitude level.
4. The E.I.R.P spectral density used radiated test method. At a test site that has been validated using the procedures of ANSI C63.4 or the latest CISPR 16-1-4 for measurements above 1 GHz, so as to simulate a near free-space environment.

5.3.4 Test Result

Please refer to ANNEX A.4.

5.4 Conducted Emission

5.4.1 Limit

FCC §15.207, RSS-GEN, 8.8

For an intentional radiator that is designed to be connected to the public utility (AC) power line, the radio frequency voltage that is conducted back onto the AC power line on any frequency within the band 150 kHz to 30 MHz shall not exceed the limits in the following table, as measured using a 50 μ H/50 Ω line impedance stabilization network (LISN).

Frequency range (MHz)	Conducted Limit (dB μ V)	
	Quai-peak	Average
0.15 - 0.50	66 to 56	56 to 46
0.50 - 5	56	46
0.50 - 30	60	50

5.4.2 Test Setup

The section 4.4.2 (Diagram 2) test setup description was used for this test. The photo of test setup please refer to ANNEX B.

5.4.3 Test Procedure

The maximum conducted interference is searched using Peak (PK), if the emission levels more than the AV and QP limits, and that have narrow margins from the AV and QP limits will be re-measured with AV and QP detectors. Tests for both L phase and N phase lines of the power mains connected to the EUT are performed. Refer to recorded points and plots below.

5.4.4 Test Result

Please refer to ANNEX A.5.

5.5 Radiated Spurious Emissions and Band Edge (Restricted-band)

5.5.1 Limit

FCC §15.209 & 15.407(b), RSS-247, 6.2

Frequency (MHz)	Field Strength ($\mu\text{V}/\text{m}$)	Measurement Distance (m)
0.009 - 0.490	2400/F(kHz)	300
0.490 - 1.705	24000/F(kHz)	30
1.705 - 30.0	30	30
30 - 88	100	3
88 - 216	150	3
216 - 960	200	3
Above 960	500	3

Note¹: The Limit for radiated test was performed according to FCC Part 15C

Note²: The tighter limit applies at the band edge.

Un-restricted band emissions	
Out Operating Band (MHz)	Limit
5150 - 5250	e.i.r.p. -27 dBm (68.2 dBuV/m@3m)
5250 - 5350	e.i.r.p. -27 dBm (68.2 dBuV/m@3m)
5470 - 5725	e.i.r.p. -27 dBm (68.2 dBuV/m@3m)
5725 - 5850	<p>All emissions shall be limited to a level of -27 dBm/MHz at 75 MHz or more above or below the band edge increasing linearly to 10 dBm/MHz at 25 MHz above or below the band edge, and from 25 MHz above or below the band edge increasing linearly to a level of 15.6 dBm/MHz at 5 MHz above or below the band edge, and from 5 MHz above or below the band edge increasing linearly to a level of 27 dBm/MHz at the band edge.</p>

Note: The following formula is used to convert the equipment isotropic radiated power (eirp) to field strength.

5. 5. 2 Test Setup

The section 4.4.3-4.4.5 (Diagram 3 - Diagram 5) test setup description was used for this test. The photo of test setup please refer to ANNEX B.

5. 5. 3 Test Procedure

Since the emission limits are specified in terms of radiated field strength levels, measurements performed to demonstrate compliance have traditionally relied on a radiated test configuration. Radiated measurements remain the principal method for demonstrating compliance to the specified limits; however antenna-port conducted measurements are also now acceptable to demonstrate compliance (see below for details). When radiated measurements are utilized, test site requirements and procedures for maximizing and measuring radiated emissions that are described in ANSI C63.10 shall be followed.

Antenna-port conducted measurements may also be used as an alternative to radiated measurements for demonstrating compliance in the restricted frequency bands. If conducted measurements are performed, then proper impedance matching must be ensured and an additional radiated test for cabinet/case spurious emissions is required.

General Procedure for conducted measurements in restricted bands

- a) Measure the conducted output power (in dBm) using the detector specified (see guidance regarding measurement procedures for determining quasi-peak, peak, and average conducted output power, respectively).
- b) Add the maximum transmit antenna gain (in dBi) to the measured output power level to determine the EIRP level (see guidance on determining the applicable antenna gain)
- c) Add the appropriate maximum ground reflection factor to the EIRP level (6 dB for frequencies ≤ 30 MHz, 4.7 dB for frequencies between 30 MHz and 1000 MHz, inclusive and 0 dB for frequencies > 1000 MHz).
- d) For devices with multiple antenna-ports, measure the power of each individual chain and sum the EIRP of all chains in linear terms (e.g., Watts, mW).
- e) Convert the resultant EIRP level to an equivalent electric field strength using the following relationship:

$$E = \text{EIRP} - 20\log D + 104.8$$

where:

E = electric field strength in dB μ V/m,

EIRP = equivalent isotropic radiated power in dBm

D = specified measurement distance in meters.

- f) Compare the resultant electric field strength level to the applicable limit.
- g) Perform radiated spurious emission test.

Quasi-Peak measurement procedure

The specifications for measurements using the CISPR quasi-peak detector can be found in Publication 16 of the International Special Committee on Radio Frequency Interference (CISPR) of the International Electrotechnical Commission.

As an alternative to CISPR quasi-peak measurement, compliance can be demonstrated to the applicable emission limits using a peak detector.

Peak power measurement procedure

Peak emission levels are measured by setting the instrument as follows:

- a) RBW = as specified in Table 1.
- b) VBW $\geq 3 \times$ RBW.
- c) Detector = Peak.
- d) Sweep time = auto.
- e) Trace mode = max hold.
- f) Allow sweeps to continue until the trace stabilizes. (Note that the required measurement time may be longer for low duty cycle applications).

Table 1—RBW as a function of frequency

Frequency	RBW
9-150 kHz	200-300 Hz
0.15-30 MHz	9-10 kHz
30-1000 MHz	100-120 kHz
> 1000 MHz	1 MHz

If the peak-detected amplitude can be shown to comply with the average limit, then it is not necessary to perform a separate average measurement.

Trace averaging across on and off times of the EUT transmissions followed by duty cycle correction

If continuous transmission of the EUT (i.e., duty cycle ≥ 98 percent) cannot be achieved and the duty cycle is constant (i.e., duty cycle variations are less than ± 2 percent), then the following procedure shall be used:

- a) The EUT shall be configured to operate at the maximum achievable duty cycle.
- b) Measure the duty cycle, x , of the transmitter output signal as described in section 6.0.
- c) RBW = 1 MHz (unless otherwise specified).
- d) VBW $\geq 3 \times$ RBW.
- e) Detector = RMS, if $\text{span}/(\# \text{ of points in sweep}) \leq (\text{RBW}/2)$. Satisfying this condition may require increasing the number of points in the sweep or reducing the span. If this condition cannot be satisfied, then the detector mode shall be set to peak.
- f) Averaging type = power (i.e., RMS).
 - 1) As an alternative, the detector and averaging type may be set for linear voltage averaging.
 - 2) Some instruments require linear display mode in order to use linear voltage averaging. Log or dB averaging shall not be used.
- g) Sweep time = auto.
- h) Perform a trace average of at least 100 traces.
- i) A correction factor shall be added to the measurement results prior to comparing to the emission limit in order to compute the emission level that would have been measured had the test been performed at 100 percent duty cycle. The correction factor is computed as follows:

- 1) If power averaging (RMS) mode was used in step f), then the applicable correction factor is $10 \log(1/x)$, where x

is the duty cycle.

2) If linear voltage averaging mode was used in step f), then the applicable correction factor is $20 \log(1/x)$, where x is the duty cycle.

3) If a specific emission is demonstrated to be continuous (≥ 98 percent duty cycle) rather than turning on and off with the transmit cycle, then no duty cycle correction is required for that emission.

NOTE: Reduction of the measured emission amplitude levels to account for operational duty factor is not permitted. Compliance is based on emission levels occurring during transmission - not on an average across on and off times of the transmitter.

Determining the applicable transmit antenna gain

A conducted power measurement will determine the maximum output power associated with a restricted band emission; however, in order to determine the associated EIRP level, the gain of the transmitting antenna (in dBi) must be added to the measured output power (in dBm).

Since the out-of-band characteristics of the EUT transmit antenna will often be unknown, the use of a conservative antenna gain value is necessary. Thus, when determining the EIRP based on the measured conducted power, the upper bound on antenna gain for a device with a single RF output shall be selected as the maximum in-band gain of the antenna across all operating bands, or 2 dBi, whichever is greater. However, for devices that operate in multiple frequency bands while using the same transmit antenna, the highest gain of the antenna within the operating band nearest in frequency to the restricted band emission being measured may be used in lieu of the overall highest gain when the emission is at a frequency that is within 20 percent of the nearest band edge frequency, but in no case shall a value less than 2 dBi be used.

See KDB 662911 for guidance on calculating the additional array gain term when determining the effective antenna gain for a EUT with multiple outputs occupying the same or overlapping frequency ranges in the same band.

Radiated spurious emission test

An additional consideration when performing conducted measurements of restricted band emissions is that unwanted emissions radiating from the EUT cabinet, control circuits, power leads, or intermediate circuit elements will likely go undetected in a conducted measurement configuration. To address this concern, a radiated test shall be performed to ensure that emissions emanating from the EUT cabinet (rather than the antenna port) also comply with the applicable limits.

For these cabinet radiated spurious emission measurements the EUT transmit antenna may be replaced with a termination matching the nominal impedance of the antenna. Procedures for performing radiated measurements are specified in ANSI C63.10. All detected emissions shall comply with the applicable limits.

The measurement frequency range is from 30 MHz to the 10th harmonic of the fundamental frequency. The Turn Table is actuated to turn from 0° to 360° , and both horizontal and vertical polarizations of the Test Antenna are used to find the maximum radiated power. Mid channels on all channel bandwidth verified. Only the worst RB size/offset presented.

The power of the EUT transmitting frequency should be ignored.

All Spurious Emission tests were performed in X, Y, Z axis direction. And only the worst axis test condition was recorded in this test report.

Use the following spectrum analyzer settings:

Span = wide enough to fully capture the emission being measured

RBW = 1 MHz for $f \geq 1$ GHz, 100 kHz for $f < 1$ GHz

VBW \geq RBW

Sweep = auto

Detector function = peak

Trace = max hold

5. 5. 4 Test Result

Please refer to ANNEX A.6.

5.6 Frequency Stability

5.6.1 Limit

FCC §15.407(g)

Manufacturers of U-NII devices are responsible for ensuring frequency stability such that an emission is maintained within the band of operation under all conditions of normal operation as specified in the user's manual.

5.6.2 Test Setup

The section 4.4.6 (Diagram 6) test setup description was used for this test. The photo of test setup please refer to ANNEX B.

5.6.3 Test Procedure

The EUT is installed in an environment test chamber with external power source.

Set the chamber to operate at 50 centigrade and external power source to output at nominal voltage of EUT.

A sufficient stabilization period at each temperatures is used prior to each frequency measurement.

When temperature is stabled, measure the frequency stability.

The test shall be performed under -30 to 50 centigrade and 85 to 115 percent of the nominal voltage.

Change setting of chamber and external power source to complete all conditions.

5.6.4 Test Result

Please refer to ANNEX A.7.

ANNEX A TEST RESULT

A.1 RF Output Power

Note 1: For FCC standard, if transmitting antennas of directional gain greater than 6 dBi are used, all band maximum conducted output power shall be reduced by the amount in dB that the directional gain of the antenna exceeds 6 dBi.

Note 2: For IC standard, the band IV (5725 - 5850 MHz) maximum conducted output power shall be reduced by the amount in dB that the directional gain of the antenna exceeds 6 dBi.

Test Data

Conducted Power

Band I (5150 - 5250 MHz)

Note 3: Transmitting antennas of directional gain in Band I (5150 MHz to 5250 MHz) is 6.3 dBi

Formulas: Directional gain = GANT + Array Gain, *Array Gain* = 0.

Note 4: FCC Limit=24dBm(250mW)-(6.3-6)=23.7dBm(234.42mW).

Mode	Channel	Frequency (MHz)	Conducted Power (dBm)	Conducted Power (mW)	FCC Limit (mW)	Verdict
11a	CH36	5180	8.49	7.06	234.42	Pass
11a	CH44	5220	6.84	4.83	234.42	Pass
11a	CH48	5240	7.49	5.61	234.42	Pass
11n (HT20)	CH36	5180	8.49	7.06	234.42	Pass
11n (HT20)	CH44	5220	7.01	5.02	234.42	Pass
11n (HT20)	CH48	5240	7.70	5.89	234.42	Pass
11n (HT40)	CH38	5190	7.42	5.52	234.42	Pass
11n (HT40)	CH46	5230	6.76	4.74	234.42	Pass
11ac (VHT20)	CH36	5180	4.61	2.89	234.42	Pass
11ac (VHT20)	CH44	5220	3.05	2.02	234.42	Pass
11ac (VHT20)	CH48	5240	3.77	2.38	234.42	Pass
11ac (VHT40)	CH38	5190	3.47	2.22	234.42	Pass
11ac (VHT40)	CH46	5230	2.79	1.90	234.42	Pass
11ac (VHT80)	CH42	5210	7.04	5.06	234.42	Pass

Band II (5250 - 5350 MHz)

Note⁵: Transmitting antennas of directional gain in Band II(5250 MHz to 5350 MHz) is 2.9 dBi

Formulas: Directional gain = GANT + Array Gain, *Array Gain* = 0.

Note⁶: The limit is 250 mW or 11 dBm + 10log B, whichever is less. In FCC Standard, Where “B” is the 26dB emissions bandwidth in MHz. (Please refer to the section A.2).

Note⁷:The final FCC Limit=24dBm(250 mW) or 11 dBm + 10log B, whichever is less

Mode	Channel	Frequency (MHz)	Conducted Power (dBm)	Conducted Power (mW)	FCC Limit (mW)	Verdict
11a	CH52	5260	7.98	6.28	244.74	Pass
11a	CH60	5280	6.54	4.51	247.25	Pass
11a	CH64	5320	5.94	3.93	248.26	Pass
11n (HT20)	CH52	5260	8.08	6.43	250.00	Pass
11n (HT20)	CH60	5280	6.61	4.58	250.00	Pass
11n (HT20)	CH64	5320	6.70	4.68	250.00	Pass
11n (HT40)	CH54	5270	7.01	5.02	250.00	Pass
11n (HT40)	CH62	5310	5.72	3.73	250.00	Pass
11ac (VHT20)	CH52	5260	4.27	2.67	250.00	Pass
11ac (VHT20)	CH60	5280	2.79	1.90	250.00	Pass
11ac (VHT20)	CH64	5320	2.96	1.98	250.00	Pass
11ac (VHT40)	CH54	5270	3.23	2.10	250.00	Pass
11ac (VHT40)	CH62	5310	2.12	1.63	250.00	Pass
11ac (VHT80)	CH58	5290	6.65	4.62	250.00	Pass

Band III (5470 - 5725 MHz)

Note⁸: Transmitting antennas of directional gain in Band III (5470 MHz to 5725 MHz) is 3.2 dBi

Formulas: Directional gain = GANT + Array Gain, *Array Gain* = 0.

Note⁹: The limit is 250 mW or 11 dBm + 10log B, whichever is less. In IC Standard, Where “B” is the 99% emissions bandwidth in MHz. In FCC Standard, Where “B” is the 26dB emissions bandwidth in MHz. (Please refer to the section A.2).

Mode	Channel	Frequency (MHz)	Conducted Power (dBm)	Conducted Power (mW)	FCC Limit (mW)	IC Limit (mW)	Verdict
11a	CH100	5500	12.70	18.62	249.27	209.86	Pass
11a	CH116	5580	13.48	22.28	250.00	209.86	Pass
11a	CH140	5700	12.36	17.22	249.27	209.86	Pass
11n (HT20)	CH100	5500	12.74	18.79	250.00	222.96	Pass
11n (HT20)	CH116	5580	13.63	23.07	250.00	222.96	Pass
11n (HT20)	CH140	5700	12.45	17.58	250.00	222.96	Pass
11n (HT40)	CH102	5510	12.49	17.74	250.00	250.00	Pass
11n (HT40)	CH118	5590	12.85	19.28	250.00	250.00	Pass
11n (HT40)	CH134	5670	12.51	17.82	250.00	250.00	Pass
11ac (VHT20)	CH100	5500	9.13	8.18	250.00	221.57	Pass
11ac (VHT20)	CH116	5580	10.00	10.00	250.00	221.57	Pass
11ac (VHT20)	CH140	5700	8.90	7.76	250.00	221.57	Pass
11ac (VHT40)	CH102	5510	8.78	7.55	250.00	250.00	Pass
11ac (VHT40)	CH118	5590	9.36	8.63	250.00	250.00	Pass
11ac (VHT40)	CH134	5670	8.89	7.74	250.00	250.00	Pass
11ac (VHT80)	CH106	5530	12.61	18.24	250.00	250.00	Pass
11ac (VHT80)	CH122	5610	12.99	19.91	250.00	250.00	Pass

Band IV (5725 - 5850 MHz)

Note¹⁰: Transmitting antennas of directional gain in Band IV (5725 MHz to 5850 MHz) is 2.7 dBi

Formulas: Directional gain = GANT + Array Gain, *Array Gain* = 0.

Mode	Channel	Frequency (MHz)	Conducted Power (dBm)	Conducted Power (mW)	FCC Limit (mW)	IC Limit (mW)	Verdict
11a	CH149	5745	15.24	33.42	1000	1000	Pass
11a	CH157	5785	14.59	28.77	1000	1000	Pass
11a	CH165	5825	15.34	34.20	1000	1000	Pass
11n (HT20)	CH149	5745	15.34	34.20	1000	1000	Pass
11n (HT20)	CH157	5785	14.62	28.97	1000	1000	Pass
11n (HT20)	CH165	5825	15.46	35.16	1000	1000	Pass
11n (HT40)	CH151	5755	14.61	28.91	1000	1000	Pass
11n (HT40)	CH159	5795	14.32	27.04	1000	1000	Pass
11ac (VHT20)	CH149	5745	11.80	15.14	1000	1000	Pass
11ac (VHT20)	CH157	5785	11.21	13.21	1000	1000	Pass
11ac (VHT20)	CH165	5825	11.88	15.42	1000	1000	Pass
11ac (VHT40)	CH151	5755	10.99	12.56	1000	1000	Pass
11ac (VHT40)	CH159	5795	10.69	11.72	1000	1000	Pass
11ac (VHT80)	CH155	5775	14.19	26.24	1000	1000	Pass

EIRP Power (For ISED)

Band I (5150 - 5250 MHz)

Note ¹¹: The limit is 30 mW or 1.76 dBm + 10log B, whichever is less. Where “B” is the 99% emissions bandwidth in MHz (Please refer to the section A.2).

Mode	Channel	Frequency (MHz)	EIRP Power (dBm)	EIRP Power (mW)	IC Limit (mW)	Verdict
11a	CH36	5180	10.16	10.38	24.91	Pass
11a	CH44	5220	12.15	16.41	25.00	Pass
11a	CH48	5240	11.65	14.62	24.91	Pass
11n (HT20)	CH36	5180	11.05	12.74	26.48	Pass
11n (HT20)	CH44	5220	11.66	14.66	26.48	Pass
11n (HT20)	CH48	5240	10.65	11.61	26.48	Pass
11n (HT40)	CH38	5190	11.92	15.56	30.00	Pass
11n (HT40)	CH46	5230	11.81	15.17	30.00	Pass
11ac (VHT20)	CH36	5180	9.76	9.46	26.48	Pass
11ac (VHT20)	CH44	5220	10.52	11.27	26.56	Pass
11ac (VHT20)	CH48	5240	9.94	9.86	26.48	Pass
11ac (VHT40)	CH38	5190	9.14	8.20	30.00	Pass
11ac (VHT40)	CH46	5230	10.36	10.86	30.00	Pass
11ac (VHT80)	CH42	5210	11.71	14.83	30.00	Pass

Band II (5250 - 5350 MHz)

Note ¹²: The limit is 30mW or 1.76+10*log B, whichever is less. Where “B” is the 99% emissions bandwidth in MHz (Please refer to the section A.2)

Mode	Channel	Frequency (MHz)	EIRP Power (dBm)	EIRP Power (mW)	IC Limit (mW)	Verdict
11a	CH52	5260	11.69	14.76	24.83	Pass
11a	CH60	5280	12.40	17.38	25.00	Pass
11a	CH64	5320	11.08	12.82	25.09	Pass
11n (HT20)	CH52	5260	11.87	15.38	26.48	Pass
11n (HT20)	CH60	5280	12.72	18.71	26.48	Pass
11n (HT20)	CH64	5320	11.20	13.18	26.48	Pass
11n (HT40)	CH54	5270	12.12	16.29	30.00	Pass
11n (HT40)	CH62	5310	10.52	11.27	30.00	Pass
11ac (VHT20)	CH52	5260	8.12	6.49	26.48	Pass
11ac (VHT20)	CH60	5280	9.69	9.31	26.56	Pass
11ac (VHT20)	CH64	5320	7.07	5.09	26.56	Pass
11ac (VHT40)	CH54	5270	10.43	11.04	30.00	Pass
11ac (VHT40)	CH62	5310	9.07	8.07	30.00	Pass
11ac (VHT80)	CH58	5290	10.73	11.83	30.00	Pass

Band III (5470 - 5725 MHz)

Note ¹³: The limit is 1W or 17 dBm + 10log B, whichever is less. Where "B" is the 99% emissions bandwidth in MHz
(Please refer to the section A.2)

Mode	Channel	Frequency (MHz)	EIRP Power (dBm)	EIRP Power (mW)	IC Limit (mW)	Verdict
11a	CH100	5500	11.87	15.38	835.48	Pass
11a	CH116	5580	11.38	13.74	835.48	Pass
11a	CH140	5700	12.28	16.90	835.48	Pass
11n (HT20)	CH100	5500	13.26	21.18	887.60	Pass
11n (HT20)	CH116	5580	13.01	20.00	887.60	Pass
11n (HT20)	CH140	5700	13.19	20.84	887.60	Pass
11n (HT40)	CH102	5510	11.42	13.87	1000.00	Pass
11n (HT40)	CH118	5590	11.19	13.15	1000.00	Pass
11n (HT40)	CH134	5670	11.40	13.80	1000.00	Pass
11ac (VHT20)	CH100	5500	7.22	5.27	882.09	Pass
11ac (VHT20)	CH116	5580	7.71	5.90	882.09	Pass
11ac (VHT20)	CH140	5700	7.44	5.55	882.09	Pass
11ac (VHT40)	CH102	5510	9.07	8.07	1000.00	Pass
11ac (VHT40)	CH118	5590	9.02	7.98	1000.00	Pass
11ac (VHT40)	CH134	5670	8.96	7.87	1000.00	Pass
11ac (VHT80)	CH106	5530	9.63	9.18	1000.00	Pass
11ac (VHT80)	CH122	5610	9.53	8.97	1000.00	Pass

A.2 Emission Bandwidth & 99% Bandwidths

Note: Test plots please refer to the document "Annex No.: BL-HK18C0341-603 Data Part 1.pdf".

Test Data

Band I (5150 - 5250 MHz)				
Mode	Channel	Frequency (MHz)	26 dB Bandwidth (MHz)	99% Bandwidth (MHz)
11a	CH36	5180	19.64	16.61
11a	CH44	5220	19.68	16.67
11a	CH48	5240	19.56	16.61
11n (HT20)	CH36	5180	20.00	17.66
11n (HT20)	CH44	5220	20.16	17.66
11n (HT20)	CH48	5240	20.04	17.66
11n (HT40)	CH38	5190	41.00	36.47
11n (HT40)	CH46	5230	41.20	36.58
11ac (VHT20)	CH36	5180	20.00	17.66
11ac (VHT20)	CH44	5220	20.16	17.71
11ac (VHT20)	CH48	5240	20.04	17.66
11ac (VHT40)	CH38	5190	42.80	36.82
11ac (VHT40)	CH46	5230	41.50	37.40
11ac (VHT80)	CH42	5210	82.20	77.34

Band II (5250 - 5350 MHz)				
Mode	Channel	Frequency (MHz)	26 dB Bandwidth (MHz)	99% Bandwidth (MHz)
11a	CH52	5260	19.44	16.56
11a	CH60	5300	19.64	16.67
11a	CH64	5320	19.72	16.73
11n (HT20)	CH52	5260	20.20	17.66
11n (HT20)	CH60	5300	20.16	17.66
11n (HT20)	CH64	5320	20.08	17.66
11n (HT40)	CH54	5270	41.30	36.35
11n (HT40)	CH62	5310	40.90	36.58
11ac (VHT20)	CH52	5260	20.20	17.66
11ac (VHT20)	CH60	5300	20.16	17.71
11ac (VHT20)	CH64	5320	20.08	17.71
11ac (VHT40)	CH54	5270	51.70	36.82
11ac (VHT40)	CH62	5310	41.80	37.86
11ac (VHT80)	CH58	5290	82.20	77.11

Band III (5470 - 5725 MHz)				
Mode	Channel	Frequency (MHz)	26 dB Bandwidth (MHz)	99% Bandwidth (MHz)
11a	CH100	5500	19.80	16.67
11a	CH116	5580	20.08	16.67
11a	CH140	5700	19.80	16.67
11n (HT20)	CH100	5500	20.04	17.71
11n (HT20)	CH116	5580	20.04	17.71
11n (HT20)	CH140	5700	19.96	17.71
11n (HT40)	CH102	5510	41.30	36.35

11n (HT40)	CH118	5590	41.40	36.47
11n (HT40)	CH134	5550	40.90	36.35
11ac (VHT20)	CH100	5500	20.04	17.60
11ac (VHT20)	CH116	5580	20.04	17.60
11ac (VHT20)	CH140	5700	19.96	17.60
11ac (VHT40)	CH102	5510	41.00	36.24
11ac (VHT40)	CH118	5590	40.80	36.47
11ac (VHT40)	CH134	5670	40.90	36.35
11ac (VHT80)	CH106	5530	115.50	76.87
11ac (VHT80)	CH122	5610	149.00	77.34

Band IV (5725 - 5850 MHz)				
Mode	Channel	Frequency (MHz)	26 dB Bandwidth (MHz)	99% Bandwidth (MHz)
11a	CH149	5745	20.36	16.78
11a	CH157	5785	21.28	16.84
11a	CH165	5825	20.32	16.79
11n (HT20)	CH149	5745	20.00	17.83
11n (HT20)	CH157	5785	20.20	17.89
11n (HT20)	CH165	5825	20.08	17.83
11n (HT40)	CH151	5755	42.30	36.70
11n (HT40)	CH159	5795	42.40	36.70
11ac (VHT20)	CH149	5745	20.00	17.60
11ac (VHT20)	CH157	5785	20.20	17.66
11ac (VHT20)	CH165	5825	20.08	17.66
11ac (VHT40)	CH151	5755	40.90	36.35
11ac (VHT40)	CH159	5795	41.00	36.35
11ac (VHT80)	CH155	5775	168.50	79.88

A.3 6 dB Bandwidth

Note: Test plots please refer to the document "Annex No.: BL-HK18C0341-603 Data Part 2.pdf".

Test Data

Band IV (5725 - 5850 MHz)					
Mode	Channel	Frequency (MHz)	6 dB Bandwidth (MHz)	Limit (kHz)	Verdict
11a	CH149	5745	16.62	500	Pass
11a	CH157	5785	16.67	500	Pass
11a	CH165	5825	16.62	500	Pass
11n (HT20)	CH149	5745	17.72	500	Pass
11n (HT20)	CH157	5785	17.77	500	Pass
11n (HT20)	CH165	5825	17.77	500	Pass
11n (HT40)	CH151	5755	36.47	500	Pass
11n (HT40)	CH159	5795	36.47	500	Pass
11ac (VHT20)	CH149	5745	17.72	500	Pass
11ac (VHT20)	CH157	5785	17.77	500	Pass
11ac (VHT20)	CH165	5825	17.77	500	Pass
11ac (VHT40)	CH151	5755	36.47	500	Pass
11ac (VHT40)	CH159	5795	36.47	500	Pass
11ac (VHT80)	CH155	5775	76.72	500	Pass

A.4 Power Spectral Density

Note: Test plots please refer to the document "Annex No.: BL-HK18C0341-603 Data Part 3.pdf".

Test Data

Note 1: For FCC standard, if transmitting antennas of directional gain greater than 6 dBi are used, all band of the maximum power spectral density shall be reduced by the amount in dB that the directional gain of the antenna exceeds 6 dBi. For IC standard, if transmitting antennas of directional gain greater than 6 dBi are used, the maximum power spectral density of band IV (5725 - 5850 MHz) shall be reduced by the amount in dB that the directional gain of the antenna exceeds 6 dBi.

Band I (5150 - 5250 MHz)					
Mode	Channel	Frequency (MHz)	PSD (dBm/MHz)	FCC Limit(dBm/MHz)	Verdict
11a	CH36	5180	-2.57	10.7	Pass
11a	CH44	5220	-4.42	10.7	Pass
11a	CH48	5240	-3.79	10.7	Pass
11n (HT20)	CH36	5180	-2.79	10.7	Pass
11n (HT20)	CH44	5220	-4.66	10.7	Pass
11n (HT20)	CH48	5240	-3.86	10.7	Pass
11n (HT40)	CH38	5190	-6.96	10.7	Pass
11n (HT40)	CH46	5230	-7.77	10.7	Pass
11ac (HT80)	CH42	5210	-11.24	10.7	Pass

Band II (5250 - 5350 MHz)					
Mode	Channel	Frequency (MHz)	PSD (dBm/MHz)	FCC Limit(dBm/MHz)	Verdict
11a	CH52	5180	-2.71	11	Pass
11a	CH60	5220	-4.74	11	Pass
11a	CH64	5240	-5.04	11	Pass
11n (HT20)	CH52	5180	-3.02	11	Pass
11n (HT20)	CH60	5220	-4.85	11	Pass
11n (HT20)	CH64	5240	-4.67	11	Pass
11n (HT40)	CH54	5190	-6.99	11	Pass
11n (HT40)	CH62	5230	-8.77	11	Pass
11ac(HT80)	CH58	5210	-10.93	11	Pass

Band III (5470 - 5725 MHz)					
Mode	Channel	Frequency (MHz)	PSD (dBm/MHz)	FCC Limit(dBm/MHz)	Verdict
11a	CH100	5500	1.64	11	Pass
11a	CH116	5580	2.55	11	Pass
11a	CH140	5700	0.99	11	Pass
11n (HT20)	CH100	5500	1.39	11	Pass
11n (HT20)	CH116	5580	2.19	11	Pass
11n (HT20)	CH140	5700	0.80	11	Pass
11n (HT40)	CH102	5510	-1.66	11	Pass
11n (HT40)	CH134	5670	-1.67	11	Pass
11ac (HT80)	CH106	5530	-5.13	11	Pass

Band IV (5725 - 5850 MHz)					
Mode	Channel	Frequency (MHz)	PSD (dBm/MHz)	FCC Limit(dBm/MHz)	Verdict
11a	CH149	5745	1.18	30	Pass
11a	CH157	5785	0.64	30	Pass
11a	CH165	5825	1.35	30	Pass
11n (HT20)	CH149	5745	1.20	30	Pass
11n (HT20)	CH157	5785	0.54	30	Pass
11n (HT20)	CH165	5825	1.31	30	Pass
11n (HT40)	CH151	5755	-2.77	30	Pass
11n (HT40)	CH159	5795	-2.96	30	Pass
11ac (HT80)	CH155	5775	-5.03	30	Pass

EIRP PSD

Band I (5150 - 5250 MHz)					
Mode	Channel	Frequency (MHz)	PSD (dBm/MHz)	IC Limit (dBm/MHz)	Verdict
11a	CH36	5180	3.73	10	Pass
11a	CH44	5220	1.88	10	Pass
11a	CH48	5240	2.51	10	Pass
11n (HT20)	CH36	5180	3.51	10	Pass
11n (HT20)	CH44	5220	1.64	10	Pass
11n (HT20)	CH48	5240	2.44	10	Pass
11n (HT40)	CH38	5190	-0.66	10	Pass
11n (HT40)	CH46	5230	-1.47	10	Pass
11ac (HT80)	CH42	5210	-4.94	10	Pass

A.5 Conducted Emissions

Note: Not applicable.

A.6 Radiated Spurious Emissions and Band Edge (Restricted-band)

Test Data

Note 1: The symbol of "--" in the table which means not application.

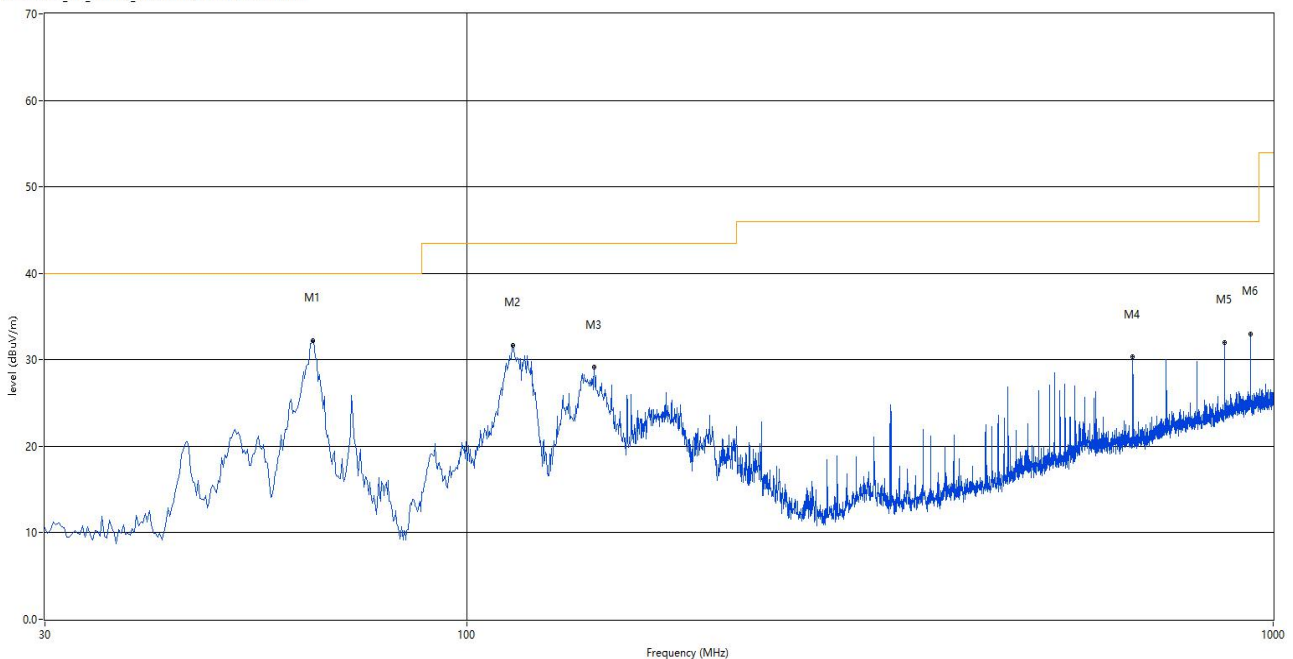
Note 2: For the test data above 1 GHz, According the ANSI C63.4, where limits are specified for both average and peak (or quasi-peak) detector functions, if the peak (or quasi-peak) measured value complies with the average limit, it is unnecessary to perform an average measurement.

Note 3: The low frequency, which started from 9 kHz to 30 MHz, was pre-scanned and the result which was 20 dB lower than the limit line per 15.31(o) was not reported.

Note 4: The EUT is working in the Normal link mode below 1 GHz.

30 MHz to 1 GHz, ANT V

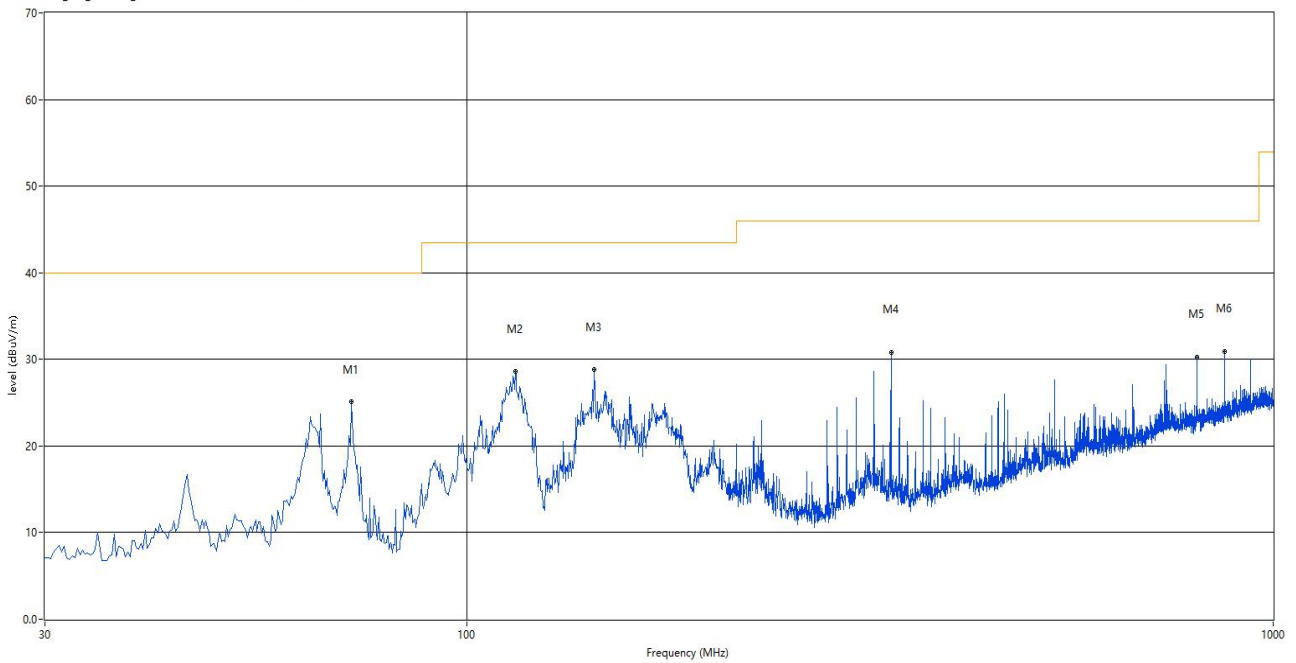
RE Test case_FCC_Part 15B_FCC Part 15B Class B 30MHz-1GHz



No.	Frequency (MHz)	Results (dBuV/m)	Factor (dB)	Limit (dBuV/m)	Over Limit (dB)	Detector	Table (o)	Height (cm)	ANT	Verdict
1	64.435	32.21	-28.36	40.0	-7.79	Peak	233.00	100	Vertical	Pass
2	114.147	31.68	-28.09	43.5	-11.82	Peak	290.00	100	Vertical	Pass
3	143.975	29.12	-25.59	43.5	-14.38	Peak	40.00	100	Vertical	Pass
4	669.958	30.32	-14.54	46.0	-15.68	Peak	218.00	100	Vertical	Pass
5	870.990	32.02	-10.70	46.0	-13.98	Peak	318.00	100	Vertical	Pass
6	937.920	32.96	-9.10	46.0	-13.04	Peak	304.00	100	Vertical	Pass

30 MHz to 1 GHz, ANT H

RE Test case_FCC_Part 15B_FCC Part 15B Class B 30MHz-1GHz



No.	Frequency (MHz)	Results (dBuV/m)	Factor (dB)	Limit (dBuV/m)	Over Limit (dB)	Detector	Table (o)	Height (cm)	ANT	Verdict
1	71.952	25.07	-29.78	40.0	-14.93	Peak	275.00	200	Horizontal	Pass
2	114.875	28.58	-27.99	43.5	-14.92	Peak	147.00	200	Horizontal	Pass
3	143.975	28.78	-25.59	43.5	-14.72	Peak	103.00	200	Horizontal	Pass
4	336.035	30.78	-23.41	46.0	-15.22	Peak	142.00	100	Horizontal	Pass
5	804.060	30.30	-11.82	46.0	-15.70	Peak	340.00	100	Horizontal	Pass
6	870.990	30.93	-10.70	46.0	-15.07	Peak	324.00	100	Horizontal	Pass

Note: The spurious from 18G-40G is noise only, do not show on the report.

1 GHz to 18 GHz, Band I 11a ANT V Low channel

No.	Frequency (MHz)	Results (dBuV/m)	Factor (dB)	Limit (dBuV/m)	Over Limit (dB)	Detector	Table (o)	Height (cm)	ANT	Verdict
1**	1199.500	30.44	-15.13	54.0	-23.56	AV	323.00	150	Vertical	Pass
1	1199.500	48.18	-15.13	74.0	-25.82	Peak	323.00	150	Vertical	Pass
2**	2758.000	39.60	-9.44	54.0	-14.40	AV	206.00	150	Vertical	Pass
2	2758.000	47.35	-9.44	74.0	-26.65	Peak	206.00	150	Vertical	Pass
3**	4083.000	35.55	-4.71	54.0	-18.45	AV	91.00	150	Vertical	Pass
3	4083.000	46.21	-4.71	74.0	-27.79	Peak	91.00	150	Vertical	Pass
4**	5181.000	89.76	-0.96	--	--	AV	16.00	150	Vertical	N/A
4	5181.000	98.98	-0.96	--	--	Peak	16.00	150	Vertical	N/A
5**	11986.688	40.60	20.60	54.0	-13.40	AV	284.00	150	Vertical	Pass
5	11986.688	50.93	20.60	74.0	-23.07	Peak	284.00	150	Vertical	Pass
6**	15675.563	42.89	25.94	54.0	-11.11	AV	224.00	150	Vertical	Pass
6	15675.563	54.19	25.94	74.0	-19.81	Peak	224.00	150	Vertical	Pass

1 GHz to 18 GHz, Band I 11a ANT H Low channel

No.	Frequency (MHz)	Results (dBuV/m)	Factor (dB)	Limit (dBuV/m)	Over Limit (dB)	Detector	Table (o)	Height (cm)	ANT	Verdict
1**	1584.000	35.15	-15.35	54.0	-18.85	AV	159.00	150	Horizontal	Pass
1	1584.000	42.94	-15.35	74.0	-31.06	Peak	159.00	150	Horizontal	Pass
2**	2810.500	30.64	-9.38	54.0	-23.36	AV	358.00	150	Horizontal	Pass
2	2810.500	42.14	-9.38	74.0	-31.86	Peak	358.00	150	Horizontal	Pass
3**	4027.000	36.16	-4.79	54.0	-17.84	AV	0.00	150	Horizontal	Pass
3	4027.000	46.35	-4.79	74.0	-27.65	Peak	0.00	150	Horizontal	Pass
4**	5173.000	95.12	-0.87	--	--	AV	296.00	150	Horizontal	N/A
4	5173.000	102.98	-0.87	--	--	Peak	296.00	150	Horizontal	N/A
5**	12561.688	42.21	21.88	54.0	-11.79	AV	245.00	150	Horizontal	Pass
5	12561.688	52.89	21.88	74.0	-21.11	Peak	245.00	150	Horizontal	Pass
6**	15774.000	42.71	25.30	54.0	-11.29	AV	133.00	150	Horizontal	Pass
6	15774.000	54.30	25.30	74.0	-19.70	Peak	133.00	150	Horizontal	Pass

1 GHz to 18 GHz, Band I 11a ANT V Middle channel

No.	Frequency (MHz)	Results (dBuV/m)	Factor (dB)	Limit (dBuV/m)	Over Limit (dB)	Detector	Table (o)	Height (cm)	ANT	Verdict
1**	1584.000	36.09	-15.35	54.0	-17.91	AV	97.00	150	Vertical	Pass
1	1584.000	44.25	-15.35	74.0	-29.75	Peak	97.00	150	Vertical	Pass
2**	2802.500	30.99	-9.15	54.0	-23.01	AV	0.00	150	Vertical	Pass
2	2802.500	42.02	-9.15	74.0	-31.98	Peak	0.00	150	Vertical	Pass
3**	4688.000	38.16	-2.28	54.0	-15.84	AV	184.00	150	Vertical	Pass
3	4688.000	48.84	-2.28	74.0	-25.16	Peak	184.00	150	Vertical	Pass
4**	5217.000	83.92	-1.11	--	--	AV	360.00	150	Vertical	N/A
4	5217.000	95.51	-1.11	--	--	Peak	360.00	150	Vertical	N/A
5**	12025.500	40.74	20.27	54.0	-13.26	AV	266.00	150	Vertical	Pass
5	12025.500	51.30	20.27	74.0	-22.70	Peak	266.00	150	Vertical	Pass
6**	15667.687	43.68	26.31	54.0	-10.32	AV	162.00	150	Vertical	Pass
6	15667.687	54.18	26.31	74.0	-19.82	Peak	162.00	150	Vertical	Pass

1 GHz to 18 GHz, Band I 11a ANT H Middle channel

No.	Frequency (MHz)	Results (dBuV/m)	Factor (dB)	Limit (dBuV/m)	Over Limit (dB)	Detector	Table (o)	Height (cm)	ANT	Verdict
1**	1584.000	32.65	-15.35	54.0	-21.35	AV	158.00	150	Horizontal	Pass
1	1584.000	41.10	-15.35	74.0	-32.90	Peak	158.00	150	Horizontal	Pass
2**	2842.500	31.91	-8.73	54.0	-22.09	AV	317.00	150	Horizontal	Pass
2	2842.500	42.87	-8.73	74.0	-31.13	Peak	317.00	150	Horizontal	Pass
3**	4825.000	38.60	-1.41	54.0	-15.40	AV	177.00	150	Horizontal	Pass
3	4825.000	48.85	-1.41	74.0	-25.15	Peak	177.00	150	Horizontal	Pass
4**	5217.000	95.22	-1.11	--	--	AV	327.00	150	Horizontal	N/A
4	5217.000	103.08	-1.11	--	--	Peak	327.00	150	Horizontal	N/A
5**	12567.437	42.16	21.78	54.0	-11.84	AV	161.00	150	Horizontal	Pass
5	12567.437	53.15	21.78	74.0	-20.85	Peak	161.00	150	Horizontal	Pass
6**	15764.813	42.36	25.41	54.0	-11.64	AV	119.00	150	Horizontal	Pass
6	15764.813	54.49	25.41	74.0	-19.51	Peak	119.00	150	Horizontal	Pass

1 GHz to 18 GHz, Band I 11a ANT V High channel

No.	Frequency (MHz)	Results (dBuV/m)	Factor (dB)	Limit (dBuV/m)	Over Limit (dB)	Detector	Table (o)	Height (cm)	ANT	Verdict
1**	1584.000	34.88	-15.35	54.0	-19.12	AV	87.00	150	Vertical	Pass
1	1584.000	42.80	-15.35	74.0	-31.20	Peak	87.00	150	Vertical	Pass
2**	2842.500	31.32	-8.73	54.0	-22.68	AV	-1.00	150	Vertical	Pass
2	2842.500	42.56	-8.73	74.0	-31.44	Peak	-1.00	150	Vertical	Pass
3**	4916.000	39.09	-1.50	54.0	-14.91	AV	14.00	150	Vertical	Pass
3	4916.000	49.37	-1.50	74.0	-24.63	Peak	14.00	150	Vertical	Pass
4**	5241.000	90.39	-0.89	--	--	AV	14.00	150	Vertical	N/A
4	5241.000	99.31	-0.89	--	--	Peak	14.00	150	Vertical	N/A
5**	11630.188	40.52	20.38	54.0	-13.48	AV	41.00	150	Vertical	Pass
5	11630.188	50.67	20.38	74.0	-23.33	Peak	41.00	150	Vertical	Pass
6**	15571.875	42.52	27.14	54.0	-11.48	AV	14.00	150	Vertical	Pass
6	15571.875	53.54	27.14	74.0	-20.46	Peak	14.00	150	Vertical	Pass

1 GHz to 18 GHz, Band I 11a ANT H High channel

No.	Frequency (MHz)	Results (dBuV/m)	Factor (dB)	Limit (dBuV/m)	Over Limit (dB)	Detector	Table (o)	Height (cm)	ANT	Verdict
1**	1584.000	34.38	-15.35	54.0	-19.62	AV	136.00	150	Horizontal	Pass
1	1584.000	41.83	-15.35	74.0	-32.17	Peak	136.00	150	Horizontal	Pass
2**	2848.000	31.12	-8.60	54.0	-22.88	AV	-1.00	150	Horizontal	Pass
2	2848.000	42.68	-8.60	74.0	-31.32	Peak	-1.00	150	Horizontal	Pass
3**	4839.000	38.96	-1.59	54.0	-15.04	AV	76.00	150	Horizontal	Pass
3	4839.000	48.92	-1.59	74.0	-25.08	Peak	76.00	150	Horizontal	Pass
4**	5237.000	95.33	-0.86	--	--	AV	295.00	150	Horizontal	N/A
4	5237.000	102.93	-0.86	--	--	Peak	295.00	150	Horizontal	N/A
5**	12557.375	42.74	21.87	54.0	-11.26	AV	281.00	150	Horizontal	Pass
5	12557.375	52.22	21.87	74.0	-21.78	Peak	281.00	150	Horizontal	Pass
6**	15663.750	43.03	26.49	54.0	-10.97	AV	360.00	150	Horizontal	Pass
6	15663.750	53.78	26.49	74.0	-20.22	Peak	360.00	150	Horizontal	Pass

1 GHz to 18 GHz, Band I 11n20 ANT V Low channel

No.	Frequency (MHz)	Results (dBuV/m)	Factor (dB)	Limit (dBuV/m)	Over Limit (dB)	Detector	Table (o)	Height (cm)	ANT	Verdict
1**	1407.000	34.69	-15.12	54.0	-19.31	AV	69.00	150	Vertical	Pass
1	1407.000	43.22	-15.12	74.0	-30.78	Peak	69.00	150	Vertical	Pass
2**	2837.000	42.30	-8.67	54.0	-11.70	AV	199.00	150	Vertical	Pass
2	2837.000	43.07	-8.67	74.0	-30.93	Peak	199.00	150	Vertical	Pass
3**	4828.000	38.36	-1.38	54.0	-15.64	AV	159.00	150	Vertical	Pass
3	4828.000	49.30	-1.38	74.0	-24.70	Peak	159.00	150	Vertical	Pass
4**	5178.000	91.34	-0.95	--	--	AV	2.00	150	Vertical	N/A
4	5178.000	98.48	-0.95	--	--	Peak	2.00	150	Vertical	N/A
5**	12548.750	41.35	21.76	54.0	-12.65	AV	265.00	150	Vertical	Pass
5	12548.750	52.04	21.76	74.0	-21.96	Peak	265.00	150	Vertical	Pass
6**	15661.125	43.44	26.62	54.0	-10.56	AV	275.00	150	Vertical	Pass
6	15661.125	55.10	26.62	74.0	-18.90	Peak	275.00	150	Vertical	Pass

1 GHz to 18 GHz, Band I 11n20 ANT H Low channel

No.	Frequency (MHz)	Results (dBuV/m)	Factor (dB)	Limit (dBuV/m)	Over Limit (dB)	Detector	Table (o)	Height (cm)	ANT	Verdict
1**	1584.000	35.31	-15.35	54.0	-18.69	AV	149.00	150	Horizontal	Pass
1	1584.000	43.13	-15.35	74.0	-30.87	Peak	149.00	150	Horizontal	Pass
2**	2762.500	30.82	-9.30	54.0	-23.18	AV	84.00	150	Horizontal	Pass
2	2762.500	42.75	-9.30	74.0	-31.25	Peak	84.00	150	Horizontal	Pass
3**	4849.000	38.37	-1.50	54.0	-15.63	AV	360.00	150	Horizontal	Pass
3	4849.000	48.90	-1.50	74.0	-25.10	Peak	360.00	150	Horizontal	Pass
4**	5183.000	95.66	-1.04	--	--	AV	358.00	150	Horizontal	N/A
4	5183.000	102.71	-1.04	--	--	Peak	358.00	150	Horizontal	N/A
5**	12558.812	41.65	21.89	54.0	-12.35	AV	-1.00	150	Horizontal	Pass
5	12558.812	52.11	21.89	74.0	-21.89	Peak	-1.00	150	Horizontal	Pass
6**	15583.688	42.87	27.10	54.0	-11.13	AV	345.00	150	Horizontal	Pass
6	15583.688	54.81	27.10	74.0	-19.19	Peak	345.00	150	Horizontal	Pass

1 GHz to 18 GHz, Band I 11n20 ANT V Middle channel

No.	Frequency (MHz)	Results (dBuV/m)	Factor (dB)	Limit (dBuV/m)	Over Limit (dB)	Detector	Table (o)	Height (cm)	ANT	Verdict
1**	1368.500	44.94	-15.04	54.0	-9.06	AV	115.00	150	Vertical	Pass
1	1368.500	48.22	-15.04	74.0	-25.78	Peak	115.00	150	Vertical	Pass
2**	2702.000	37.34	-9.59	54.0	-16.66	AV	318.00	150	Vertical	Pass
2	2702.000	45.15	-9.59	74.0	-28.85	Peak	318.00	150	Vertical	Pass
3**	4570.000	37.02	-2.74	54.0	-16.98	AV	170.00	150	Vertical	Pass
3	4570.000	48.86	-2.74	74.0	-25.14	Peak	170.00	150	Vertical	Pass
4**	5217.000	90.84	-1.11	--	--	AV	1.00	150	Vertical	N/A
4	5217.000	98.65	-1.11	--	--	Peak	1.00	150	Vertical	N/A
5**	12537.250	41.70	21.61	54.0	-12.30	AV	307.00	150	Vertical	Pass
5	12537.250	52.17	21.61	74.0	-21.83	Peak	307.00	150	Vertical	Pass
6**	15663.750	43.33	26.49	54.0	-10.67	AV	253.00	150	Vertical	Pass
6	15663.750	54.20	26.49	74.0	-19.80	Peak	253.00	150	Vertical	Pass

1 GHz to 18 GHz, Band I 11n20 ANT H Middle channel

No.	Frequency (MHz)	Results (dBuV/m)	Factor (dB)	Limit (dBuV/m)	Over Limit (dB)	Detector	Table (o)	Height (cm)	ANT	Verdict
1**	1584.000	35.31	-15.35	54.0	-18.69	AV	134.00	150	Horizontal	Pass
1	1584.000	42.78	-15.35	74.0	-31.22	Peak	134.00	150	Horizontal	Pass
2**	2766.500	30.40	-9.18	54.0	-23.60	AV	178.00	150	Horizontal	Pass
2	2766.500	42.00	-9.18	74.0	-32.00	Peak	178.00	150	Horizontal	Pass
3**	4598.000	37.46	-2.55	54.0	-16.54	AV	234.00	150	Horizontal	Pass
3	4598.000	48.11	-2.55	74.0	-25.89	Peak	234.00	150	Horizontal	Pass
4**	5217.000	94.81	-1.11	--	--	AV	352.00	150	Horizontal	N/A
4	5217.000	103.57	-1.11	--	--	Peak	352.00	150	Horizontal	N/A
5**	11851.563	39.49	19.65	54.0	-14.51	AV	140.00	150	Horizontal	Pass
5	11851.563	50.91	19.65	74.0	-23.09	Peak	140.00	150	Horizontal	Pass
6**	15764.813	42.76	25.41	54.0	-11.24	AV	2.00	150	Horizontal	Pass
6	15764.813	54.14	25.41	74.0	-19.86	Peak	2.00	150	Horizontal	Pass

1 GHz to 18 GHz, Band I 11n20 ANT V High channel

No.	Frequency (MHz)	Results (dBuV/m)	Factor (dB)	Limit (dBuV/m)	Over Limit (dB)	Detector	Table (o)	Height (cm)	ANT	Verdict
1**	1584.000	35.89	-15.35	54.0	-18.11	AV	197.00	150	Vertical	Pass
1	1584.000	43.16	-15.35	74.0	-30.84	Peak	197.00	150	Vertical	Pass
2**	2841.500	31.27	-8.78	54.0	-22.73	AV	241.00	150	Vertical	Pass
2	2841.500	41.55	-8.78	74.0	-32.45	Peak	241.00	150	Vertical	Pass
3**	4801.000	38.40	-1.91	54.0	-15.60	AV	191.00	150	Vertical	Pass
3	4801.000	48.74	-1.91	74.0	-25.26	Peak	191.00	150	Vertical	Pass
4**	5238.000	91.90	-0.88	--	--	AV	2.00	150	Vertical	N/A
4	5238.000	99.24	-0.88	--	--	Peak	2.00	150	Vertical	N/A
5**	12544.437	41.49	21.74	54.0	-12.51	AV	210.00	150	Vertical	Pass
5	12544.437	51.84	21.74	74.0	-22.16	Peak	210.00	150	Vertical	Pass
6**	15735.937	43.22	25.36	54.0	-10.78	AV	335.00	150	Vertical	Pass
6	15735.937	54.42	25.36	74.0	-19.58	Peak	335.00	150	Vertical	Pass

1 GHz to 18 GHz, Band I 11n20 ANT H High channel

No.	Frequency (MHz)	Results (dBuV/m)	Factor (dB)	Limit (dBuV/m)	Over Limit (dB)	Detector	Table (o)	Height (cm)	ANT	Verdict
1**	1584.500	43.05	-15.32	54.0	-10.95	AV	149.00	150	Horizontal	Pass
1	1584.500	43.42	-15.32	74.0	-30.58	Peak	149.00	150	Horizontal	Pass
2**	2864.000	34.35	-8.44	54.0	-19.65	AV	338.00	150	Horizontal	Pass
2	2864.000	42.78	-8.44	74.0	-31.22	Peak	338.00	150	Horizontal	Pass
3**	4828.000	38.34	-1.38	54.0	-15.66	AV	361.00	150	Horizontal	Pass
3	4828.000	48.94	-1.38	74.0	-25.06	Peak	361.00	150	Horizontal	Pass
4**	5243.000	96.13	-0.90	--	--	AV	354.00	150	Horizontal	N/A
4	5243.000	103.00	-0.90	--	--	Peak	354.00	150	Horizontal	N/A
5**	12514.250	40.98	20.94	54.0	-13.02	AV	86.00	150	Horizontal	Pass
5	12514.250	52.50	20.94	74.0	-21.50	Peak	86.00	150	Horizontal	Pass
6**	15670.313	43.76	26.18	54.0	-10.24	AV	361.00	150	Horizontal	Pass
6	15670.313	53.95	26.18	74.0	-20.05	Peak	361.00	150	Horizontal	Pass

1 GHz to 18 GHz, Band I 11n40 ANT V Low channel

No.	Frequency (MHz)	Results (dBuV/m)	Factor (dB)	Limit (dBuV/m)	Over Limit (dB)	Detector	Table (o)	Height (cm)	ANT	Verdict
1**	1584.000	34.33	-15.35	54.0	-19.67	AV	109.00	150	Vertical	Pass
1	1584.000	42.58	-15.35	74.0	-31.42	Peak	109.00	150	Vertical	Pass
2**	2859.000	31.14	-8.38	54.0	-22.86	AV	360.00	150	Vertical	Pass
2	2859.000	41.98	-8.38	74.0	-32.02	Peak	360.00	150	Vertical	Pass
3**	4888.000	38.13	-1.47	54.0	-15.87	AV	40.00	150	Vertical	Pass
3	4888.000	49.52	-1.47	74.0	-24.48	Peak	40.00	150	Vertical	Pass
4**	5195.000	87.08	-1.14	--	--	AV	-1.00	150	Vertical	N/A
4	5195.000	94.68	-1.14	--	--	Peak	-1.00	150	Vertical	N/A
5**	11660.375	39.75	20.40	54.0	-14.25	AV	361.00	150	Vertical	Pass
5	11660.375	50.83	20.40	74.0	-23.17	Peak	361.00	150	Vertical	Pass
6**	15655.875	42.71	26.78	54.0	-11.29	AV	30.00	150	Vertical	Pass
6	15655.875	54.40	26.78	74.0	-19.60	Peak	30.00	150	Vertical	Pass

1 GHz to 18 GHz, Band I 11n40 ANT H Low channel

No.	Frequency (MHz)	Results (dBuV/m)	Factor (dB)	Limit (dBuV/m)	Over Limit (dB)	Detector	Table (o)	Height (cm)	ANT	Verdict
1**	1584.000	34.28	-15.35	54.0	-19.72	AV	151.00	150	Horizontal	Pass
1	1584.000	43.04	-15.35	74.0	-30.96	Peak	151.00	150	Horizontal	Pass
2**	2769.000	33.13	-9.16	54.0	-20.87	AV	176.00	150	Horizontal	Pass
2	2769.000	44.56	-9.16	74.0	-29.44	Peak	176.00	150	Horizontal	Pass
3**	4673.000	37.43	-2.21	54.0	-16.57	AV	-1.00	150	Horizontal	Pass
3	4673.000	48.76	-2.21	74.0	-25.24	Peak	-1.00	150	Horizontal	Pass
4**	5195.000	93.09	-1.14	--	--	AV	332.00	150	Horizontal	N/A
4	5195.000	99.78	-1.14	--	--	Peak	332.00	150	Horizontal	N/A
5**	12626.375	41.92	22.18	54.0	-12.08	AV	361.00	150	Horizontal	Pass
5	12626.375	52.22	22.18	74.0	-21.78	Peak	361.00	150	Horizontal	Pass
6**	15683.438	42.91	25.65	54.0	-11.09	AV	210.00	150	Horizontal	Pass
6	15683.438	55.20	25.65	74.0	-18.80	Peak	210.00	150	Horizontal	Pass

1 GHz to 18 GHz, Band I 11n40 ANT V High channel

No.	Frequency (MHz)	Results (dBuV/m)	Factor (dB)	Limit (dBuV/m)	Over Limit (dB)	Detector	Table (o)	Height (cm)	ANT	Verdict
1**	1584.000	35.52	-15.35	54.0	-18.48	AV	121.00	150	Vertical	Pass
1	1584.000	42.57	-15.35	74.0	-31.43	Peak	121.00	150	Vertical	Pass
2**	2857.500	33.63	-8.38	54.0	-20.37	AV	97.00	150	Vertical	Pass
2	2857.500	43.79	-8.38	74.0	-30.21	Peak	97.00	150	Vertical	Pass
3**	4780.000	38.03	-2.09	54.0	-15.97	AV	9.00	150	Vertical	Pass
3	4780.000	49.17	-2.09	74.0	-24.83	Peak	9.00	150	Vertical	Pass
4**	5235.000	87.89	-0.91	--	--	AV	0.00	150	Vertical	N/A
4	5235.000	95.40	-0.91	--	--	Peak	0.00	150	Vertical	N/A
5**	12577.500	41.28	21.62	54.0	-12.72	AV	361.00	150	Vertical	Pass
5	12577.500	52.48	21.62	74.0	-21.52	Peak	361.00	150	Vertical	Pass
6**	15729.375	42.85	25.52	54.0	-11.15	AV	300.00	150	Vertical	Pass
6	15729.375	53.87	25.52	74.0	-20.13	Peak	300.00	150	Vertical	Pass

1 GHz to 18 GHz, Band I 11n40 ANT H High channel

No.	Frequency (MHz)	Results (dBuV/m)	Factor (dB)	Limit (dBuV/m)	Over Limit (dB)	Detector	Table (o)	Height (cm)	ANT	Verdict
1**	1584.000	35.38	-15.35	54.0	-18.62	AV	163.00	150	Horizontal	Pass
1	1584.000	42.32	-15.35	74.0	-31.68	Peak	163.00	150	Horizontal	Pass
2**	2779.500	31.33	-9.11	54.0	-22.67	AV	361.00	150	Horizontal	Pass
2	2779.500	41.53	-9.11	74.0	-32.47	Peak	361.00	150	Horizontal	Pass
3**	4703.000	37.32	-2.78	54.0	-16.68	AV	7.00	150	Horizontal	Pass
3	4703.000	48.59	-2.78	74.0	-25.41	Peak	7.00	150	Horizontal	Pass
4**	5234.000	92.31	-0.96	--	--	AV	331.00	150	Horizontal	N/A
4	5234.000	150.09	-0.96	--	--	Peak	331.00	150	Horizontal	N/A
5**	12547.313	42.04	21.75	54.0	-11.96	AV	134.00	150	Horizontal	Pass
5	12547.313	53.59	21.75	74.0	-20.41	Peak	134.00	150	Horizontal	Pass
6**	15669.000	43.33	26.25	54.0	-10.67	AV	178.00	150	Horizontal	Pass
6	15669.000	54.72	26.25	74.0	-19.28	Peak	178.00	150	Horizontal	Pass

1 GHz to 18 GHz, Band I 11ac20 ANT V Low channel

No.	Frequency (MHz)	Results (dBuV/m)	Factor (dB)	Limit (dBuV/m)	Over Limit (dB)	Detector	Table (o)	Height (cm)	ANT	Verdict
1**	1339.500	38.02	-14.94	54.0	-15.98	AV	61.00	150	Vertical	Pass
1	1339.500	52.25	-14.94	74.0	-21.75	Peak	61.00	150	Vertical	Pass
2**	1541.000	43.72	-15.16	54.0	-10.28	AV	117.00	150	Vertical	Pass
2	1541.000	52.67	-15.16	74.0	-21.33	Peak	117.00	150	Vertical	Pass
3**	4783.000	36.74	-2.01	54.0	-17.26	AV	32.00	150	Vertical	Pass
3	4783.000	48.26	-2.01	74.0	-25.74	Peak	32.00	150	Vertical	Pass
4**	5182.000	86.42	-1.00	--	--	AV	20.00	150	Vertical	N/A
4	5182.000	93.76	-1.00	--	--	Peak	20.00	150	Vertical	N/A
5**	9162.000	36.00	17.82	54.0	-18.00	AV	128.00	150	Vertical	Pass
5	9162.000	47.10	17.82	74.0	-26.90	Peak	128.00	150	Vertical	Pass
6**	15670.313	32.58	26.18	54.0	-21.42	AV	360.00	150	Vertical	Pass
6	15670.313	48.02	26.18	74.0	-25.98	Peak	360.00	150	Vertical	Pass

1 GHz to 18 GHz, Band I 11ac20 ANT H Low channel

No.	Frequency (MHz)	Results (dBuV/m)	Factor (dB)	Limit (dBuV/m)	Over Limit (dB)	Detector	Table (o)	Height (cm)	ANT	Verdict
1**	1340.000	42.60	-14.93	54.0	-11.40	AV	241.00	150	Horizontal	Pass
1	1340.000	50.59	-14.93	74.0	-23.41	Peak	241.00	150	Horizontal	Pass
2**	1541.000	42.13	-15.16	54.0	-11.87	AV	71.00	150	Horizontal	Pass
2	1541.000	51.21	-15.16	74.0	-22.79	Peak	71.00	150	Horizontal	Pass
3**	4286.000	35.46	-3.61	54.0	-18.54	AV	360.00	150	Horizontal	Pass
3	4286.000	47.26	-3.61	74.0	-26.74	Peak	360.00	150	Horizontal	Pass
4**	5178.000	91.37	-0.95	--	--	AV	300.00	150	Horizontal	N/A
4	5178.000	98.05	-0.95	--	--	Peak	300.00	150	Horizontal	N/A
5**	12075.813	34.96	20.69	54.0	-19.04	AV	84.00	150	Horizontal	Pass
5	12075.813	47.25	20.69	74.0	-26.75	Peak	84.00	150	Horizontal	Pass
6**	15678.188	31.80	25.82	54.0	-22.20	AV	218.00	150	Horizontal	Pass
6	15678.188	49.64	25.82	74.0	-24.36	Peak	218.00	150	Horizontal	Pass

1 GHz to 18 GHz, Band I 11ac20 ANT V Middle channel

No.	Frequency (MHz)	Results (dBuV/m)	Factor (dB)	Limit (dBuV/m)	Over Limit (dB)	Detector	Table (o)	Height (cm)	ANT	Verdict
1**	1340.000	43.60	-14.93	54.0	-10.40	AV	66.00	150	Vertical	Pass
1	1340.000	52.44	-14.93	74.0	-21.56	Peak	66.00	150	Vertical	Pass
2**	1541.000	44.83	-15.16	54.0	-9.17	AV	119.00	150	Vertical	Pass
2	1541.000	51.43	-15.16	74.0	-22.57	Peak	119.00	150	Vertical	Pass
3**	2881.500	40.06	-9.15	54.0	-13.94	AV	344.00	150	Vertical	Pass
3	2881.500	47.10	-9.15	74.0	-26.90	Peak	344.00	150	Vertical	Pass
4**	3884.000	36.75	-5.11	54.0	-17.25	AV	264.00	150	Vertical	Pass
4	3884.000	48.01	-5.11	74.0	-25.99	Peak	264.00	150	Vertical	Pass
5**	5223.000	86.06	-1.10	--	--	AV	22.00	150	Vertical	N/A
5	5223.000	94.34	-1.10	--	--	Peak	22.00	150	Vertical	N/A
6**	9095.875	36.25	18.82	54.0	-17.75	AV	176.00	150	Vertical	Pass
6	9095.875	46.45	18.82	74.0	-27.55	Peak	176.00	150	Vertical	Pass

1 GHz to 18 GHz, Band I 11ac20 ANT H Middle channel

No.	Frequency (MHz)	Results (dBuV/m)	Factor (dB)	Limit (dBuV/m)	Over Limit (dB)	Detector	Table (o)	Height (cm)	ANT	Verdict
1**	1340.000	42.98	-14.93	54.0	-11.02	AV	264.00	150	Horizontal	Pass
1	1340.000	50.16	-14.93	74.0	-23.84	Peak	264.00	150	Horizontal	Pass
2**	1541.000	42.29	-15.16	54.0	-11.71	AV	54.00	150	Horizontal	Pass
2	1541.000	49.91	-15.16	74.0	-24.09	Peak	54.00	150	Horizontal	Pass
3**	3617.000	35.65	-5.30	54.0	-18.35	AV	49.00	150	Horizontal	Pass
3	3617.000	47.69	-5.30	74.0	-26.31	Peak	49.00	150	Horizontal	Pass
4**	5223.000	91.58	-1.10	--	--	AV	339.00	150	Horizontal	N/A
4	5223.000	98.70	-1.10	--	--	Peak	339.00	150	Horizontal	N/A
5**	8466.250	35.91	17.45	54.0	-18.09	AV	71.00	150	Horizontal	Pass
5	8466.250	46.09	17.45	74.0	-27.91	Peak	71.00	150	Horizontal	Pass
6**	11152.938	35.21	18.70	54.0	-18.79	AV	181.00	150	Horizontal	Pass
6	11152.938	46.65	18.70	74.0	-27.35	Peak	181.00	150	Horizontal	Pass

1 GHz to 18 GHz, Band I 11ac20 ANT V High channel

No.	Frequency (MHz)	Results (dBuV/m)	Factor (dB)	Limit (dBuV/m)	Over Limit (dB)	Detector	Table (o)	Height (cm)	ANT	Verdict
1**	1340.000	43.91	-14.93	54.0	-10.09	AV	65.00	150	Vertical	Pass
1	1340.000	52.21	-14.93	74.0	-21.79	Peak	65.00	150	Vertical	Pass
2**	1541.500	48.17	-15.14	54.0	-5.83	AV	131.00	150	Vertical	Pass
2	1541.500	51.98	-15.14	74.0	-22.02	Peak	131.00	150	Vertical	Pass
3**	2881.500	39.96	-9.15	54.0	-14.04	AV	-1.00	150	Vertical	Pass
3	2881.500	46.50	-9.15	74.0	-27.50	Peak	-1.00	150	Vertical	Pass
4**	5243.000	87.26	-0.90	--	--	AV	8.00	150	Vertical	N/A
4	5243.000	93.65	-0.90	--	--	Peak	8.00	150	Vertical	N/A
5**	9149.062	36.62	18.29	54.0	-17.38	AV	71.00	150	Vertical	Pass
5	9149.062	46.61	18.29	74.0	-27.39	Peak	71.00	150	Vertical	Pass
6**	12061.438	35.94	20.50	54.0	-18.06	AV	269.00	150	Vertical	Pass
6	12061.438	47.04	20.50	74.0	-26.96	Peak	269.00	150	Vertical	Pass

1 GHz to 18 GHz, Band I 11ac20 ANT H High channel

No.	Frequency (MHz)	Results (dBuV/m)	Factor (dB)	Limit (dBuV/m)	Over Limit (dB)	Detector	Table (o)	Height (cm)	ANT	Verdict
1**	1340.000	42.50	-14.93	54.0	-11.50	AV	245.00	150	Horizontal	Pass
1	1340.000	49.89	-14.93	74.0	-24.11	Peak	245.00	150	Horizontal	Pass
2**	1541.000	42.66	-15.16	54.0	-11.34	AV	55.00	150	Horizontal	Pass
2	1541.000	50.89	-15.16	74.0	-23.11	Peak	55.00	150	Horizontal	Pass
3**	2345.000	36.91	-10.38	54.0	-17.09	AV	338.00	150	Horizontal	Pass
3	2345.000	44.22	-10.38	74.0	-29.78	Peak	338.00	150	Horizontal	Pass
4**	3618.000	36.92	-5.33	54.0	-17.08	AV	69.00	150	Horizontal	Pass
4	3618.000	48.23	-5.33	74.0	-25.77	Peak	69.00	150	Horizontal	Pass
5**	5242.000	91.33	-0.90	--	--	AV	301.00	150	Horizontal	N/A
5	5242.000	98.98	-0.90	--	--	Peak	301.00	150	Horizontal	N/A
6**	11635.937	35.73	20.37	54.0	-18.27	AV	14.00	150	Horizontal	Pass
6	11635.937	47.06	20.37	74.0	-26.94	Peak	14.00	150	Horizontal	Pass

1 GHz to 18 GHz, Band I 11ac40 ANT V Low channel

No.	Frequency (MHz)	Results (dBuV/m)	Factor (dB)	Limit (dBuV/m)	Over Limit (dB)	Detector	Table (o)	Height (cm)	ANT	Verdict
1**	1409.000	32.60	-15.07	54.0	-21.40	AV	277.00	150	Vertical	Pass
1	1409.000	43.72	-15.07	74.0	-30.28	Peak	277.00	150	Vertical	Pass
2**	1485.000	29.20	-15.35	54.0	-24.80	AV	277.00	150	Vertical	Pass
2	1485.000	42.26	-15.35	74.0	-31.74	Peak	277.00	150	Vertical	Pass
3**	3730.000	36.03	-4.71	54.0	-17.97	AV	248.00	150	Vertical	Pass
3	3730.000	46.62	-4.71	74.0	-27.38	Peak	248.00	150	Vertical	Pass
4**	5187.000	82.79	-1.08	--	--	AV	0.00	150	Vertical	N/A
4	5187.000	90.79	-1.08	--	--	Peak	0.00	150	Vertical	N/A
5**	7609.500	36.24	17.49	54.0	-17.76	AV	355.00	150	Vertical	Pass
5	7609.500	48.22	17.49	74.0	-25.78	Peak	355.00	150	Vertical	Pass
6**	15783.187	42.99	25.13	54.0	-11.01	AV	135.00	150	Vertical	Pass
6	15783.187	53.23	25.13	74.0	-20.77	Peak	135.00	150	Vertical	Pass

1 GHz to 18 GHz, Band I 11ac40 ANT H Low channel

No.	Frequency (MHz)	Results (dBuV/m)	Factor (dB)	Limit (dBuV/m)	Over Limit (dB)	Detector	Table (o)	Height (cm)	ANT	Verdict
1**	1442.000	32.41	-15.12	54.0	-21.59	AV	316.00	150	Horizontal	Pass
1	1442.000	41.87	-15.12	74.0	-32.13	Peak	316.00	150	Horizontal	Pass
2**	1687.500	26.42	-15.34	54.0	-27.58	AV	152.00	150	Horizontal	Pass
2	1687.500	40.95	-15.34	74.0	-33.05	Peak	152.00	150	Horizontal	Pass
3**	2769.500	38.41	-9.13	54.0	-15.59	AV	164.00	150	Horizontal	Pass
3	2769.500	43.49	-9.13	74.0	-30.51	Peak	164.00	150	Horizontal	Pass
4**	5195.000	88.11	-1.14	--	--	AV	346.00	150	Horizontal	N/A
4	5195.000	95.53	-1.14	--	--	Peak	346.00	150	Horizontal	N/A
5**	9093.000	37.72	18.79	54.0	-16.28	AV	160.00	150	Horizontal	Pass
5	9093.000	48.34	18.79	74.0	-25.66	Peak	160.00	150	Horizontal	Pass
6**	15739.875	42.82	25.27	54.0	-11.18	AV	14.00	150	Horizontal	Pass
6	15739.875	53.12	25.27	74.0	-20.88	Peak	14.00	150	Horizontal	Pass

1 GHz to 18 GHz, Band I 11ac40 ANT V High channel

No.	Frequency (MHz)	Results (dBuV/m)	Factor (dB)	Limit (dBuV/m)	Over Limit (dB)	Detector	Table (o)	Height (cm)	ANT	Verdict
1**	1583.454	35.09	-16.33	54	-18.92	AV	123.91	150	Vertical	Pass
1	1583.454	42.38	-16.33	74	-31.62	Peak	123.91	150	Vertical	Pass
2**	2856.986	32.77	-9.09	54	-21.23	AV	99.93	150	Vertical	Pass
2	2856.986	43.39	-9.09	74	-30.61	Peak	99.93	150	Vertical	Pass
3**	4779.986	37.27	-2.58	54	-16.73	AV	11.09	150	Vertical	Pass
3	4779.986	48.90	-2.58	74	-25.10	Peak	11.09	150	Vertical	Pass
4**	5234.825	86.99	-0.94	--	--	AV	2.46	150	Vertical	N/A
4	5234.825	94.49	-0.94	--	--	Peak	2.46	150	Vertical	N/A
5**	12577.488	40.82	21.05	54	-13.18	AV	363.52	150	Vertical	Pass
5	12577.488	51.50	21.05	74	-22.50	Peak	363.52	150	Vertical	Pass
6**	15729.355	42.17	24.55	54	-11.83	AV	302.01	150	Vertical	Pass
6	15729.355	53.01	24.55	74	-20.99	Peak	302.01	150	Vertical	Pass

1 GHz to 18 GHz, Band I 11ac40 ANT H High channel

No.	Frequency (MHz)	Results (dBuV/m)	Factor (dB)	Limit (dBuV/m)	Over Limit (dB)	Detector	Table (o)	Height (cm)	ANT	Verdict
1**	1582.464	34.50	-15.94	54	-19.51	AV	168.44	150	Horizontal	Pass
1	1582.464	41.74	-15.94	74	-32.27	Peak	168.44	150	Horizontal	Pass
2**	2778.222	30.28	-9.31	54	-23.72	AV	365.72	150	Horizontal	Pass
2	2778.222	41.13	-9.31	74	-32.87	Peak	365.72	150	Horizontal	Pass
3**	4701.996	36.95	-3.78	54	-17.05	AV	11.72	150	Horizontal	Pass
3	4701.996	48.18	-3.78	74	-25.82	Peak	11.72	150	Horizontal	Pass
4**	5233.036	90.70	-2.38	--	--	AV	336.36	150	Horizontal	N/A
4	5233.036	99.32	-2.38	--	--	Peak	336.36	150	Horizontal	N/A
5**	12546.348	40.90	20.77	54	-13.10	AV	139.62	150	Horizontal	Pass
5	12546.348	53.21	20.77	74	-20.79	Peak	139.62	150	Horizontal	Pass
6**	15668.178	42.55	25.74	54	-11.45	AV	183.23	150	Horizontal	Pass
6	15668.178	53.01	25.74	74	-21.00	Peak	183.23	150	Horizontal	Pass

1 GHz to 18 GHz, Band I 11ac80 ANT V Middle channel

No.	Frequency (MHz)	Results (dBuV/m)	Factor (dB)	Limit (dBuV/m)	Over Limit (dB)	Detector	Table (o)	Height (cm)	ANT	Verdict
1**	1200.500	32.44	-15.17	54.0	-21.56	AV	191.00	150	Vertical	Pass
1	1200.500	40.79	-15.17	74.0	-33.21	Peak	191.00	150	Vertical	Pass
2**	2847.500	33.83	-8.62	54.0	-20.17	AV	109.00	150	Vertical	Pass
2	2847.500	43.59	-8.62	74.0	-30.41	Peak	109.00	150	Vertical	Pass
3**	4690.000	38.01	-2.33	54.0	-15.99	AV	340.00	150	Vertical	Pass
3	4690.000	48.99	-2.33	74.0	-25.01	Peak	340.00	150	Vertical	Pass
4**	5240.000	84.24	-0.89	--	--	AV	3.00	150	Vertical	N/A
4	5240.000	91.48	-0.89	--	--	Peak	3.00	150	Vertical	N/A
5**	11608.625	39.55	20.21	54.0	-14.45	AV	283.00	150	Vertical	Pass
5	11608.625	49.99	20.21	74.0	-24.01	Peak	283.00	150	Vertical	Pass
6**	15665.063	43.45	26.43	54.0	-10.55	AV	355.00	150	Vertical	Pass
6	15665.063	53.95	26.43	74.0	-20.05	Peak	355.00	150	Vertical	Pass

1 GHz to 18 GHz, Band I 11ac80 ANT H Middle channel

No.	Frequency (MHz)	Results (dBuV/m)	Factor (dB)	Limit (dBuV/m)	Over Limit (dB)	Detector	Table (o)	Height (cm)	ANT	Verdict
1**	1584.000	32.79	-15.35	54.0	-21.21	AV	116.00	150	Horizontal	Pass
1	1584.000	40.44	-15.35	74.0	-33.56	Peak	116.00	150	Horizontal	Pass
2**	2741.000	32.41	-9.38	54.0	-21.59	AV	226.00	150	Horizontal	Pass
2	2741.000	43.79	-9.38	74.0	-30.21	Peak	226.00	150	Horizontal	Pass
3**	4711.000	37.51	-2.72	54.0	-16.49	AV	240.00	150	Horizontal	Pass
3	4711.000	48.12	-2.72	74.0	-25.88	Peak	240.00	150	Horizontal	Pass
4**	5201.000	89.20	-1.08	--	--	AV	327.00	150	Horizontal	N/A
4	5201.000	97.29	-1.08	--	--	Peak	327.00	150	Horizontal	N/A
5**	11926.313	39.97	20.18	54.0	-14.03	AV	241.00	150	Horizontal	Pass
5	11926.313	51.35	20.18	74.0	-22.65	Peak	241.00	150	Horizontal	Pass
6**	15581.062	42.80	27.28	54.0	-11.20	AV	-1.00	150	Horizontal	Pass
6	15581.062	54.74	27.28	74.0	-19.26	Peak	-1.00	150	Horizontal	Pass

1 GHz to 18 GHz, Band II 11a ANT V Low channel

No.	Frequency (MHz)	Results (dBuV/m)	Factor (dB)	Limit (dBuV/m)	Over Limit (dB)	Detector	Table (o)	Height (cm)	ANT	Verdict
1**	1584.000	36.76	-15.35	54.0	-17.24	AV	90.00	150	Vertical	Pass
1	1584.000	42.93	-15.35	74.0	-31.07	Peak	90.00	150	Vertical	Pass
2**	2839.500	31.47	-8.76	54.0	-22.53	AV	226.00	150	Vertical	Pass
2	2839.500	42.42	-8.76	74.0	-31.58	Peak	226.00	150	Vertical	Pass
3**	4909.000	38.93	-1.36	54.0	-15.07	AV	223.00	150	Vertical	Pass
3	4909.000	48.96	-1.36	74.0	-25.04	Peak	223.00	150	Vertical	Pass
4**	5262.000	92.29	-0.75	--	--	AV	17.00	150	Vertical	N/A
4	5262.000	99.53	-0.75	--	--	Peak	17.00	150	Vertical	N/A
5**	12540.125	41.76	21.71	54.0	-12.24	AV	360.00	150	Vertical	Pass
5	12540.125	52.01	21.71	74.0	-21.99	Peak	360.00	150	Vertical	Pass
6**	15659.813	42.98	26.67	54.0	-11.02	AV	360.00	150	Vertical	Pass
6	15659.813	54.06	26.67	74.0	-19.94	Peak	360.00	150	Vertical	Pass

1 GHz to 18 GHz, Band II 11a ANT H Low channel

No.	Frequency (MHz)	Results (dBuV/m)	Factor (dB)	Limit (dBuV/m)	Over Limit (dB)	Detector	Table (o)	Height (cm)	ANT	Verdict
1**	1584.000	35.03	-15.35	54.0	-18.97	AV	97.00	150	Horizontal	Pass
1	1584.000	41.35	-15.35	74.0	-32.65	Peak	97.00	150	Horizontal	Pass
2**	2851.500	38.00	-8.58	54.0	-16.00	AV	57.00	150	Horizontal	Pass
2	2851.500	42.65	-8.58	74.0	-31.35	Peak	57.00	150	Horizontal	Pass
3**	4920.000	38.76	-1.50	54.0	-15.24	AV	360.00	150	Horizontal	Pass
3	4920.000	49.07	-1.50	74.0	-24.93	Peak	360.00	150	Horizontal	Pass
4**	5253.000	95.86	-0.92	--	--	AV	353.00	150	Horizontal	N/A
4	5253.000	103.34	-0.92	--	--	Peak	353.00	150	Horizontal	N/A
5**	11656.063	39.74	20.42	54.0	-14.26	AV	96.00	150	Horizontal	Pass
5	11656.063	50.26	20.42	74.0	-23.74	Peak	96.00	150	Horizontal	Pass
6**	15777.937	42.62	25.25	54.0	-11.38	AV	361.00	150	Horizontal	Pass
6	15777.937	53.71	25.25	74.0	-20.29	Peak	361.00	150	Horizontal	Pass

1 GHz to 18 GHz, Band II 11a ANT V Middle channel

No.	Frequency (MHz)	Results (dBuV/m)	Factor (dB)	Limit (dBuV/m)	Over Limit (dB)	Detector	Table (o)	Height (cm)	ANT	Verdict
1**	1584.000	34.88	-15.35	54.0	-19.12	AV	109.00	150	Vertical	Pass
1	1584.000	42.43	-15.35	74.0	-31.57	Peak	109.00	150	Vertical	Pass
2**	2707.500	35.80	-9.64	54.0	-18.20	AV	318.00	150	Vertical	Pass
2	2707.500	44.71	-9.64	74.0	-29.29	Peak	318.00	150	Vertical	Pass
3**	4802.000	38.49	-1.91	54.0	-15.51	AV	282.00	150	Vertical	Pass
3	4802.000	48.92	-1.91	74.0	-25.08	Peak	282.00	150	Vertical	Pass
4**	5298.000	92.71	-0.86	--	--	AV	21.00	150	Vertical	N/A
4	5298.000	99.23	-0.86	--	--	Peak	21.00	150	Vertical	N/A
5**	12534.375	41.61	21.52	54.0	-12.39	AV	-1.00	150	Vertical	Pass
5	12534.375	51.98	21.52	74.0	-22.02	Peak	-1.00	150	Vertical	Pass
6**	15728.062	42.61	25.55	54.0	-11.39	AV	270.00	150	Vertical	Pass
6	15728.062	53.99	25.55	74.0	-20.01	Peak	270.00	150	Vertical	Pass

1 GHz to 18 GHz, Band II 11a ANT H Middle channel

No.	Frequency (MHz)	Results (dBuV/m)	Factor (dB)	Limit (dBuV/m)	Over Limit (dB)	Detector	Table (o)	Height (cm)	ANT	Verdict
1**	1584.000	33.24	-15.35	54.0	-20.76	AV	152.00	150	Horizontal	Pass
1	1584.000	41.12	-15.35	74.0	-32.88	Peak	152.00	150	Horizontal	Pass
2**	2848.500	30.95	-8.60	54.0	-23.05	AV	31.00	150	Horizontal	Pass
2	2848.500	42.57	-8.60	74.0	-31.43	Peak	31.00	150	Horizontal	Pass
3**	4826.000	38.95	-1.41	54.0	-15.05	AV	146.00	150	Horizontal	Pass
3	4826.000	49.55	-1.41	74.0	-24.45	Peak	146.00	150	Horizontal	Pass
4**	5307.000	95.38	-0.35	--	--	AV	346.00	150	Horizontal	N/A
4	5307.000	102.77	-0.35	--	--	Peak	346.00	150	Horizontal	N/A
5**	11623.000	40.49	20.39	54.0	-13.51	AV	273.00	150	Horizontal	Pass
5	11623.000	51.61	20.39	74.0	-22.39	Peak	273.00	150	Horizontal	Pass
6**	15674.250	43.13	26.00	54.0	-10.87	AV	302.00	150	Horizontal	Pass
6	15674.250	54.25	26.00	74.0	-19.75	Peak	302.00	150	Horizontal	Pass

1 GHz to 18 GHz, Band II 11a ANT V High channel

No.	Frequency (MHz)	Results (dBuV/m)	Factor (dB)	Limit (dBuV/m)	Over Limit (dB)	Detector	Table (o)	Height (cm)	ANT	Verdict
1**	1615.500	29.68	-15.40	54.0	-24.32	AV	102.00	150	Vertical	Pass
1	1615.500	42.27	-15.40	74.0	-31.73	Peak	102.00	150	Vertical	Pass
2**	2809.000	30.48	-9.24	54.0	-23.52	AV	205.00	150	Vertical	Pass
2	2809.000	42.24	-9.24	74.0	-31.76	Peak	205.00	150	Vertical	Pass
3**	4528.000	36.94	-2.89	54.0	-17.06	AV	89.00	150	Vertical	Pass
3	4528.000	48.73	-2.89	74.0	-25.27	Peak	89.00	150	Vertical	Pass
4**	5318.000	92.20	-0.04	--	--	AV	22.00	150	Vertical	N/A
4	5318.000	98.68	-0.04	--	--	Peak	22.00	150	Vertical	N/A
5**	12524.313	41.64	21.17	54.0	-12.36	AV	21.00	150	Vertical	Pass
5	12524.313	52.52	21.17	74.0	-21.48	Peak	21.00	150	Vertical	Pass
6**	15670.313	43.65	26.18	54.0	-10.35	AV	174.00	150	Vertical	Pass
6	15670.313	53.80	26.18	74.0	-20.20	Peak	174.00	150	Vertical	Pass

1 GHz to 18 GHz, Band II 11a ANT H High channel

No.	Frequency (MHz)	Results (dBuV/m)	Factor (dB)	Limit (dBuV/m)	Over Limit (dB)	Detector	Table (o)	Height (cm)	ANT	Verdict
1**	1584.000	32.39	-15.35	54.0	-21.61	AV	152.00	150	Horizontal	Pass
1	1584.000	40.46	-15.35	74.0	-33.54	Peak	152.00	150	Horizontal	Pass
2**	2868.000	31.86	-8.73	54.0	-22.14	AV	294.00	150	Horizontal	Pass
2	2868.000	42.20	-8.73	74.0	-31.80	Peak	294.00	150	Horizontal	Pass
3**	4912.000	38.45	-1.40	54.0	-15.55	AV	87.00	150	Horizontal	Pass
3	4912.000	49.14	-1.40	74.0	-24.86	Peak	87.00	150	Horizontal	Pass
4**	5318.000	96.44	-0.04	--	--	AV	354.00	150	Horizontal	N/A
4	5318.000	103.01	-0.04	--	--	Peak	354.00	150	Horizontal	N/A
5**	12525.750	41.51	21.22	54.0	-12.49	AV	33.00	150	Horizontal	Pass
5	12525.750	51.99	21.22	74.0	-22.01	Peak	33.00	150	Horizontal	Pass
6**	15667.687	42.77	26.31	54.0	-11.23	AV	287.00	150	Horizontal	Pass
6	15667.687	54.17	26.31	74.0	-19.83	Peak	287.00	150	Horizontal	Pass

1 GHz to 18 GHz, Band II 11n20 ANT V Low channel

No.	Frequency (MHz)	Results (dBuV/m)	Factor (dB)	Limit (dBuV/m)	Over Limit (dB)	Detector	Table (o)	Height (cm)	ANT	Verdict
1**	1584.000	35.06	-15.35	54.0	-18.94	AV	90.00	150	Vertical	Pass
1	1584.000	42.60	-15.35	74.0	-31.40	Peak	90.00	150	Vertical	Pass
2**	2819.500	35.25	-8.90	54.0	-18.75	AV	159.00	150	Vertical	Pass
2	2819.500	44.37	-8.90	74.0	-29.63	Peak	159.00	150	Vertical	Pass
3**	4818.000	38.51	-1.65	54.0	-15.49	AV	17.00	150	Vertical	Pass
3	4818.000	48.59	-1.65	74.0	-25.41	Peak	17.00	150	Vertical	Pass
4**	5262.000	91.67	-0.75	--	--	AV	0.00	150	Vertical	N/A
4	5262.000	99.46	-0.75	--	--	Peak	0.00	150	Vertical	N/A
5**	12560.250	41.60	21.90	54.0	-12.40	AV	-1.00	150	Vertical	Pass
5	12560.250	52.35	21.90	74.0	-21.65	Peak	-1.00	150	Vertical	Pass
6**	15674.250	43.25	26.00	54.0	-10.75	AV	2.00	150	Vertical	Pass
6	15674.250	54.21	26.00	74.0	-19.79	Peak	2.00	150	Vertical	Pass

1 GHz to 18 GHz, Band II 11n20 ANT H Low channel

No.	Frequency (MHz)	Results (dBuV/m)	Factor (dB)	Limit (dBuV/m)	Over Limit (dB)	Detector	Table (o)	Height (cm)	ANT	Verdict
1**	1584.000	34.90	-15.35	54.0	-19.10	AV	142.00	150	Horizontal	Pass
1	1584.000	41.82	-15.35	74.0	-32.18	Peak	142.00	150	Horizontal	Pass
2**	2827.000	31.07	-8.39	54.0	-22.93	AV	236.00	150	Horizontal	Pass
2	2827.000	41.94	-8.39	74.0	-32.06	Peak	236.00	150	Horizontal	Pass
3**	4837.000	38.16	-1.56	54.0	-15.84	AV	296.00	150	Horizontal	Pass
3	4837.000	49.10	-1.56	74.0	-24.90	Peak	296.00	150	Horizontal	Pass
4**	5262.000	95.32	-0.75	--	--	AV	346.00	150	Horizontal	N/A
4	5262.000	103.04	-0.75	--	--	Peak	346.00	150	Horizontal	N/A
5**	12563.125	42.11	21.86	54.0	-11.89	AV	358.00	150	Horizontal	Pass
5	12563.125	52.21	21.86	74.0	-21.79	Peak	358.00	150	Horizontal	Pass
6**	15657.187	43.10	26.75	54.0	-10.90	AV	2.00	150	Horizontal	Pass
6	15657.187	53.97	26.75	74.0	-20.03	Peak	2.00	150	Horizontal	Pass

1 GHz to 18 GHz, Band II 11n20 ANT V Middle channel

No.	Frequency (MHz)	Results (dBuV/m)	Factor (dB)	Limit (dBuV/m)	Over Limit (dB)	Detector	Table (o)	Height (cm)	ANT	Verdict
1**	1584.000	36.90	-15.35	54.0	-17.10	AV	60.00	150	Vertical	Pass
1	1584.000	44.43	-15.35	74.0	-29.57	Peak	60.00	150	Vertical	Pass
2**	2758.000	39.05	-9.44	54.0	-14.95	AV	203.00	150	Vertical	Pass
2	2758.000	46.05	-9.44	74.0	-27.95	Peak	203.00	150	Vertical	Pass
3**	4702.000	37.27	-2.74	54.0	-16.73	AV	228.00	150	Vertical	Pass
3	4702.000	49.10	-2.74	74.0	-24.90	Peak	228.00	150	Vertical	Pass
4**	5293.000	91.39	-1.01	--	--	AV	26.00	150	Vertical	N/A
4	5293.000	98.43	-1.01	--	--	Peak	26.00	150	Vertical	N/A
5**	11699.188	39.67	20.39	54.0	-14.33	AV	356.00	150	Vertical	Pass
5	11699.188	50.68	20.39	74.0	-23.32	Peak	356.00	150	Vertical	Pass
6**	15679.500	42.86	25.75	54.0	-11.14	AV	304.00	150	Vertical	Pass
6	15679.500	54.74	25.75	74.0	-19.26	Peak	304.00	150	Vertical	Pass

1 GHz to 18 GHz, Band II 11n20 ANT H Middle channel

No.	Frequency (MHz)	Results (dBuV/m)	Factor (dB)	Limit (dBuV/m)	Over Limit (dB)	Detector	Table (o)	Height (cm)	ANT	Verdict
1**	1584.000	36.64	-15.35	54.0	-17.36	AV	143.00	150	Horizontal	Pass
1	1584.000	42.60	-15.35	74.0	-31.40	Peak	143.00	150	Horizontal	Pass
2**	2870.000	31.09	-8.91	54.0	-22.91	AV	262.00	150	Horizontal	Pass
2	2870.000	42.75	-8.91	74.0	-31.25	Peak	262.00	150	Horizontal	Pass
3**	4695.000	37.73	-2.45	54.0	-16.27	AV	361.00	150	Horizontal	Pass
3	4695.000	48.30	-2.45	74.0	-25.70	Peak	361.00	150	Horizontal	Pass
4**	5292.000	92.33	-1.04	--	--	AV	348.00	150	Horizontal	N/A
4	5292.000	103.43	-1.04	--	--	Peak	348.00	150	Horizontal	N/A
5**	12544.437	42.04	21.74	54.0	-11.96	AV	1.00	150	Horizontal	Pass
5	12544.437	51.86	21.74	74.0	-22.14	Peak	1.00	150	Horizontal	Pass
6**	15645.375	42.38	27.06	54.0	-11.62	AV	361.00	150	Horizontal	Pass
6	15645.375	54.43	27.06	74.0	-19.57	Peak	361.00	150	Horizontal	Pass

1 GHz to 18 GHz, Band II 11n20 ANT V High channel

No.	Frequency (MHz)	Results (dBuV/m)	Factor (dB)	Limit (dBuV/m)	Over Limit (dB)	Detector	Table (o)	Height (cm)	ANT	Verdict
1**	1584.000	35.63	-15.35	54.0	-18.37	AV	124.00	150	Vertical	Pass
1	1584.000	43.60	-15.35	74.0	-30.40	Peak	124.00	150	Vertical	Pass
2**	2780.500	38.90	-9.18	54.0	-15.10	AV	197.00	150	Vertical	Pass
2	2780.500	44.60	-9.18	74.0	-29.40	Peak	197.00	150	Vertical	Pass
3**	4608.000	37.56	-2.84	54.0	-16.44	AV	-1.00	150	Vertical	Pass
3	4608.000	48.12	-2.84	74.0	-25.88	Peak	-1.00	150	Vertical	Pass
4**	5318.000	91.71	-0.04	--	--	AV	0.00	150	Vertical	N/A
4	5318.000	98.37	-0.04	--	--	Peak	0.00	150	Vertical	N/A
5**	12551.625	41.61	21.79	54.0	-12.39	AV	350.00	150	Vertical	Pass
5	12551.625	52.20	21.79	74.0	-21.80	Peak	350.00	150	Vertical	Pass
6**	15732.000	43.02	25.46	54.0	-10.98	AV	356.00	150	Vertical	Pass
6	15732.000	54.02	25.46	74.0	-19.98	Peak	356.00	150	Vertical	Pass

1 GHz to 18 GHz, Band II 11n20 ANT H High channel

No.	Frequency (MHz)	Results (dBuV/m)	Factor (dB)	Limit (dBuV/m)	Over Limit (dB)	Detector	Table (o)	Height (cm)	ANT	Verdict
1**	1584.000	36.98	-15.35	54.0	-17.02	AV	173.00	150	Horizontal	Pass
1	1584.000	43.71	-15.35	74.0	-30.29	Peak	173.00	150	Horizontal	Pass
2**	2866.000	31.51	-8.58	54.0	-22.49	AV	360.00	150	Horizontal	Pass
2	2866.000	42.21	-8.58	74.0	-31.79	Peak	360.00	150	Horizontal	Pass
3**	4770.000	37.65	-1.97	54.0	-16.35	AV	0.00	150	Horizontal	Pass
3	4770.000	49.40	-1.97	74.0	-24.60	Peak	0.00	150	Horizontal	Pass
4**	5322.000	95.12	-0.13	--	--	AV	333.00	150	Horizontal	N/A
4	5322.000	102.47	-0.13	--	--	Peak	333.00	150	Horizontal	N/A
5**	12541.563	41.61	21.72	54.0	-12.39	AV	300.00	150	Horizontal	Pass
5	12541.563	51.78	21.72	74.0	-22.22	Peak	300.00	150	Horizontal	Pass
6**	15650.625	42.27	26.92	54.0	-11.73	AV	12.00	150	Horizontal	Pass
6	15650.625	54.05	26.92	74.0	-19.95	Peak	12.00	150	Horizontal	Pass

1 GHz to 18 GHz, Band II 11n40 ANT V Low channel

No.	Frequency (MHz)	Results (dBuV/m)	Factor (dB)	Limit (dBuV/m)	Over Limit (dB)	Detector	Table (o)	Height (cm)	ANT	Verdict
1**	1584.000	34.40	-15.35	54.0	-19.60	AV	52.00	150	Vertical	Pass
1	1584.000	41.81	-15.35	74.0	-32.19	Peak	52.00	150	Vertical	Pass
2**	2825.500	34.09	-8.46	54.0	-19.91	AV	272.00	150	Vertical	Pass
2	2825.500	44.47	-8.46	74.0	-29.53	Peak	272.00	150	Vertical	Pass
3**	4896.000	37.77	-1.33	54.0	-16.23	AV	-1.00	150	Vertical	Pass
3	4896.000	48.75	-1.33	74.0	-25.25	Peak	-1.00	150	Vertical	Pass
4**	5284.000	87.54	-1.18	--	--	AV	-1.00	150	Vertical	N/A
4	5284.000	95.15	-1.18	--	--	Peak	-1.00	150	Vertical	N/A
5**	11617.250	40.06	20.35	54.0	-13.94	AV	182.00	150	Vertical	Pass
5	11617.250	51.97	20.35	74.0	-22.03	Peak	182.00	150	Vertical	Pass
6**	15654.563	43.20	26.82	54.0	-10.80	AV	-1.00	150	Vertical	Pass
6	15654.563	54.27	26.82	74.0	-19.73	Peak	-1.00	150	Vertical	Pass

1 GHz to 18 GHz, Band II 11n40 ANT H Low channel

No.	Frequency (MHz)	Results (dBuV/m)	Factor (dB)	Limit (dBuV/m)	Over Limit (dB)	Detector	Table (o)	Height (cm)	ANT	Verdict
1**	1584.000	33.35	-15.35	54.0	-20.65	AV	164.00	150	Horizontal	Pass
1	1584.000	41.52	-15.35	74.0	-32.48	Peak	164.00	150	Horizontal	Pass
2**	2853.000	33.34	-8.58	54.0	-20.66	AV	190.00	150	Horizontal	Pass
2	2853.000	43.41	-8.58	74.0	-30.59	Peak	190.00	150	Horizontal	Pass
3**	4633.000	37.01	-2.68	54.0	-16.99	AV	246.00	150	Horizontal	Pass
3	4633.000	48.54	-2.68	74.0	-25.46	Peak	246.00	150	Horizontal	Pass
4**	5264.000	92.85	-0.79	--	--	AV	330.00	150	Horizontal	N/A
4	5264.000	150.18	-0.79	--	--	Peak	330.00	150	Horizontal	N/A
5**	12016.874	40.10	20.21	54.0	-13.90	AV	37.00	150	Horizontal	Pass
5	12016.874	51.50	20.21	74.0	-22.50	Peak	37.00	150	Horizontal	Pass
6**	15648.000	42.17	26.99	54.0	-11.83	AV	-1.00	150	Horizontal	Pass
6	15648.000	54.20	26.99	74.0	-19.80	Peak	-1.00	150	Horizontal	Pass

1 GHz to 18 GHz, Band II 11n40 ANT V High channel

No.	Frequency (MHz)	Results (dBuV/m)	Factor (dB)	Limit (dBuV/m)	Over Limit (dB)	Detector	Table (o)	Height (cm)	ANT	Verdict
1**	1584.000	35.20	-15.35	54.0	-18.80	AV	87.00	150	Vertical	Pass
1	1584.000	43.13	-15.35	74.0	-30.87	Peak	87.00	150	Vertical	Pass
2**	2707.500	37.56	-9.64	54.0	-16.44	AV	141.00	150	Vertical	Pass
2	2707.500	46.66	-9.64	74.0	-27.34	Peak	141.00	150	Vertical	Pass
3**	4758.000	37.63	-2.38	54.0	-16.37	AV	299.00	150	Vertical	Pass
3	4758.000	48.68	-2.38	74.0	-25.32	Peak	299.00	150	Vertical	Pass
4**	5306.000	87.76	-0.40	--	--	AV	3.00	150	Vertical	N/A
4	5306.000	95.47	-0.40	--	--	Peak	3.00	150	Vertical	N/A
5**	12006.813	40.84	20.27	54.0	-13.16	AV	238.00	150	Vertical	Pass
5	12006.813	51.41	20.27	74.0	-22.59	Peak	238.00	150	Vertical	Pass
6**	15661.125	43.43	26.62	54.0	-10.57	AV	329.00	150	Vertical	Pass
6	15661.125	55.13	26.62	74.0	-18.87	Peak	329.00	150	Vertical	Pass

1 GHz to 18 GHz, Band II 11n40 ANT H High channel

No.	Frequency (MHz)	Results (dBuV/m)	Factor (dB)	Limit (dBuV/m)	Over Limit (dB)	Detector	Table (o)	Height (cm)	ANT	Verdict
1**	1584.000	33.52	-15.35	54.0	-20.48	AV	159.00	150	Horizontal	Pass
1	1584.000	41.64	-15.35	74.0	-32.36	Peak	159.00	150	Horizontal	Pass
2**	2881.000	32.00	-9.17	54.0	-22.00	AV	212.00	150	Horizontal	Pass
2	2881.000	43.20	-9.17	74.0	-30.80	Peak	212.00	150	Horizontal	Pass
3**	4910.000	38.51	-1.35	54.0	-15.49	AV	190.00	150	Horizontal	Pass
3	4910.000	48.90	-1.35	74.0	-25.10	Peak	190.00	150	Horizontal	Pass
4**	5314.000	92.77	-0.08	--	--	AV	330.00	150	Horizontal	N/A
4	5314.000	99.56	-0.08	--	--	Peak	330.00	150	Horizontal	N/A
5**	12566.000	41.48	21.81	54.0	-12.52	AV	267.00	150	Horizontal	Pass
5	12566.000	51.80	21.81	74.0	-22.20	Peak	267.00	150	Horizontal	Pass
6**	15796.312	42.92	24.75	54.0	-11.08	AV	135.00	150	Horizontal	Pass
6	15796.312	54.16	24.75	74.0	-19.84	Peak	135.00	150	Horizontal	Pass

1 GHz to 18 GHz, Band II 11ac20 ANT V Low channel

No.	Frequency (MHz)	Results (dBuV/m)	Factor (dB)	Limit (dBuV/m)	Over Limit (dB)	Detector	Table (o)	Height (cm)	ANT	Verdict
1**	1340.000	43.66	-14.93	54.0	-10.34	AV	66.00	150	Vertical	Pass
1	1340.000	52.02	-14.93	74.0	-21.98	Peak	66.00	150	Vertical	Pass
2**	1541.000	43.49	-15.16	54.0	-10.51	AV	122.00	150	Vertical	Pass
2	1541.000	50.96	-15.16	74.0	-23.04	Peak	122.00	150	Vertical	Pass
3**	2345.000	36.08	-10.38	54.0	-17.92	AV	122.00	150	Vertical	Pass
3	2345.000	43.42	-10.38	74.0	-30.58	Peak	122.00	150	Vertical	Pass
4**	3891.000	34.08	-4.88	54.0	-19.92	AV	330.00	150	Vertical	Pass
4	3891.000	46.98	-4.88	74.0	-27.02	Peak	330.00	150	Vertical	Pass
5**	5258.000	86.82	-0.70	--	--	AV	26.00	150	Vertical	N/A
5	5258.000	93.17	-0.70	--	--	Peak	26.00	150	Vertical	N/A
6**	11198.937	34.69	18.78	54.0	-19.31	AV	102.00	150	Vertical	Pass
6	11198.937	46.33	18.78	74.0	-27.67	Peak	102.00	150	Vertical	Pass

1 GHz to 18 GHz, Band II 11ac20 ANT H Low channel

No.	Frequency (MHz)	Results (dBuV/m)	Factor (dB)	Limit (dBuV/m)	Over Limit (dB)	Detector	Table (o)	Height (cm)	ANT	Verdict
1**	1340.000	41.87	-14.93	54.0	-12.13	AV	34.00	150	Horizontal	Pass
1	1340.000	50.27	-14.93	74.0	-23.73	Peak	34.00	150	Horizontal	Pass
2**	1541.000	43.44	-15.16	54.0	-10.56	AV	63.00	150	Horizontal	Pass
2	1541.000	51.34	-15.16	74.0	-22.66	Peak	63.00	150	Horizontal	Pass
3**	2345.000	36.84	-10.38	54.0	-17.16	AV	336.00	150	Horizontal	Pass
3	2345.000	44.17	-10.38	74.0	-29.83	Peak	336.00	150	Horizontal	Pass
4**	3618.000	36.81	-5.33	54.0	-17.19	AV	63.00	150	Horizontal	Pass
4	3618.000	48.15	-5.33	74.0	-25.85	Peak	63.00	150	Horizontal	Pass
5**	5257.000	90.87	-0.72	--	--	AV	341.00	150	Horizontal	N/A
5	5257.000	98.24	-0.72	--	--	Peak	341.00	150	Horizontal	N/A
6**	12543.000	36.01	21.73	54.0	-17.99	AV	193.00	150	Horizontal	Pass
6	12543.000	47.83	21.73	74.0	-26.17	Peak	193.00	150	Horizontal	Pass

1 GHz to 18 GHz, Band II 11ac20 ANT V Middle channel

No.	Frequency (MHz)	Results (dBuV/m)	Factor (dB)	Limit (dBuV/m)	Over Limit (dB)	Detector	Table (o)	Height (cm)	ANT	Verdict
1**	1340.000	44.77	-14.93	54.0	-9.23	AV	67.00	150	Vertical	Pass
1	1340.000	51.73	-14.93	74.0	-22.27	Peak	67.00	150	Vertical	Pass
2**	1541.000	42.78	-15.16	54.0	-11.22	AV	114.00	150	Vertical	Pass
2	1541.000	50.72	-15.16	74.0	-23.28	Peak	114.00	150	Vertical	Pass
3**	2345.000	36.06	-10.38	54.0	-17.94	AV	129.00	150	Vertical	Pass
3	2345.000	43.30	-10.38	74.0	-30.70	Peak	129.00	150	Vertical	Pass
4**	3618.000	35.38	-5.33	54.0	-18.62	AV	354.00	150	Vertical	Pass
4	3618.000	46.01	-5.33	74.0	-27.99	Peak	354.00	150	Vertical	Pass
5**	5302.000	85.94	-0.60	--	--	AV	27.00	150	Vertical	N/A
5	5302.000	92.81	-0.60	--	--	Peak	27.00	150	Vertical	N/A
6**	11614.375	34.23	20.31	54.0	-19.77	AV	11.00	150	Vertical	Pass
6	11614.375	46.75	20.31	74.0	-27.25	Peak	11.00	150	Vertical	Pass

1 GHz to 18 GHz, Band II 11ac20 ANT H Middle channel

No.	Frequency (MHz)	Results (dBuV/m)	Factor (dB)	Limit (dBuV/m)	Over Limit (dB)	Detector	Table (o)	Height (cm)	ANT	Verdict
1**	1340.000	43.27	-14.93	54.0	-10.73	AV	244.00	150	Horizontal	Pass
1	1340.000	50.80	-14.93	74.0	-23.20	Peak	244.00	150	Horizontal	Pass
2**	1541.000	42.71	-15.16	54.0	-11.29	AV	64.00	150	Horizontal	Pass
2	1541.000	50.44	-15.16	74.0	-23.56	Peak	64.00	150	Horizontal	Pass
3**	2345.000	36.84	-10.38	54.0	-17.16	AV	335.00	150	Horizontal	Pass
3	2345.000	44.55	-10.38	74.0	-29.45	Peak	335.00	150	Horizontal	Pass
4**	3618.000	36.89	-5.33	54.0	-17.11	AV	78.00	150	Horizontal	Pass
4	3618.000	48.31	-5.33	74.0	-25.69	Peak	78.00	150	Horizontal	Pass
5**	5298.000	90.53	-0.86	--	--	AV	347.00	150	Horizontal	N/A
5	5298.000	97.92	-0.86	--	--	Peak	347.00	150	Horizontal	N/A
6**	11993.875	35.28	20.44	54.0	-18.72	AV	52.00	150	Horizontal	Pass
6	11993.875	46.31	20.44	74.0	-27.69	Peak	52.00	150	Horizontal	Pass

1 GHz to 18 GHz, Band II 11ac20 ANT V High channel

No.	Frequency (MHz)	Results (dBuV/m)	Factor (dB)	Limit (dBuV/m)	Over Limit (dB)	Detector	Table (o)	Height (cm)	ANT	Verdict
1**	1340.000	44.18	-14.93	54.0	-9.82	AV	64.00	150	Vertical	Pass
1	1340.000	52.22	-14.93	74.0	-21.78	Peak	64.00	150	Vertical	Pass
2**	1541.000	43.43	-15.16	54.0	-10.57	AV	127.00	150	Vertical	Pass
2	1541.000	51.62	-15.16	74.0	-22.38	Peak	127.00	150	Vertical	Pass
3**	2345.000	36.20	-10.38	54.0	-17.80	AV	269.00	150	Vertical	Pass
3	2345.000	43.66	-10.38	74.0	-30.34	Peak	269.00	150	Vertical	Pass
4**	3618.000	35.92	-5.33	54.0	-18.08	AV	203.00	150	Vertical	Pass
4	3618.000	46.59	-5.33	74.0	-27.41	Peak	203.00	150	Vertical	Pass
5**	5324.000	85.78	-0.18	--	--	AV	29.00	150	Vertical	N/A
5	5324.000	92.75	-0.18	--	--	Peak	29.00	150	Vertical	N/A
6**	12617.750	35.98	22.26	54.0	-18.02	AV	0.00	150	Vertical	Pass
6	12617.750	47.65	22.26	74.0	-26.35	Peak	0.00	150	Vertical	Pass

1 GHz to 18 GHz, Band II 11ac20 ANT H High channel

No.	Frequency (MHz)	Results (dBuV/m)	Factor (dB)	Limit (dBuV/m)	Over Limit (dB)	Detector	Table (o)	Height (cm)	ANT	Verdict
1**	1340.000	42.82	-14.93	54.0	-11.18	AV	255.00	150	Horizontal	Pass
1	1340.000	50.30	-14.93	74.0	-23.70	Peak	255.00	150	Horizontal	Pass
2**	1541.000	42.52	-15.16	54.0	-11.48	AV	60.00	150	Horizontal	Pass
2	1541.000	50.08	-15.16	74.0	-23.92	Peak	60.00	150	Horizontal	Pass
3**	2345.000	36.84	-10.38	54.0	-17.16	AV	333.00	150	Horizontal	Pass
3	2345.000	44.59	-10.38	74.0	-29.41	Peak	333.00	150	Horizontal	Pass
4**	3618.000	36.92	-5.33	54.0	-17.08	AV	63.00	150	Horizontal	Pass
4	3618.000	48.42	-5.33	74.0	-25.58	Peak	63.00	150	Horizontal	Pass
5**	5318.000	90.57	-0.04	--	--	AV	354.00	150	Horizontal	N/A
5	5318.000	97.58	-0.04	--	--	Peak	354.00	150	Horizontal	N/A
6**	11998.188	35.80	20.35	54.0	-18.20	AV	66.00	150	Horizontal	Pass
6	11998.188	47.54	20.35	74.0	-26.46	Peak	66.00	150	Horizontal	Pass

1 GHz to 18 GHz, Band II 11ac40 ANT V Low channel

No.	Frequency (MHz)	Results (dBuV/m)	Factor (dB)	Limit (dBuV/m)	Over Limit (dB)	Detector	Table (o)	Height (cm)	ANT	Verdict
1**	1407.000	32.22	-15.12	54.0	-21.78	AV	78.00	150	Vertical	Pass
1	1407.000	40.39	-15.12	74.0	-33.61	Peak	78.00	150	Vertical	Pass
2**	1484.000	29.53	-15.31	54.0	-24.47	AV	267.00	150	Vertical	Pass
2	1484.000	40.99	-15.31	74.0	-33.01	Peak	267.00	150	Vertical	Pass
3**	4214.000	36.54	-4.09	54.0	-17.46	AV	239.00	150	Vertical	Pass
3	4214.000	46.77	-4.09	74.0	-27.23	Peak	239.00	150	Vertical	Pass
4**	5263.000	83.50	-0.77	--	--	AV	360.00	150	Vertical	N/A
4	5263.000	92.08	-0.77	--	--	Peak	360.00	150	Vertical	N/A
5**	12008.250	39.10	20.26	54.0	-14.90	AV	65.00	150	Vertical	Pass
5	12008.250	49.81	20.26	74.0	-24.19	Peak	65.00	150	Vertical	Pass
6**	15729.375	42.65	25.52	54.0	-11.35	AV	94.00	150	Vertical	Pass
6	15729.375	53.30	25.52	74.0	-20.70	Peak	94.00	150	Vertical	Pass

1 GHz to 18 GHz, Band II 11ac40 ANT H Low channel

No.	Frequency (MHz)	Results (dBuV/m)	Factor (dB)	Limit (dBuV/m)	Over Limit (dB)	Detector	Table (o)	Height (cm)	ANT	Verdict
1**	1036.000	29.35	-14.92	54.0	-24.65	AV	306.00	150	Horizontal	Pass
1	1036.000	37.26	-14.92	74.0	-36.74	Peak	306.00	150	Horizontal	Pass
2**	1584.000	32.01	-15.35	54.0	-21.99	AV	86.00	150	Horizontal	Pass
2	1584.000	40.13	-15.35	74.0	-33.87	Peak	86.00	150	Horizontal	Pass
3**	4221.000	36.08	-4.19	54.0	-17.92	AV	256.00	150	Horizontal	Pass
3	4221.000	47.26	-4.19	74.0	-26.74	Peak	256.00	150	Horizontal	Pass
4**	5264.000	87.95	-0.79	--	--	AV	341.00	150	Horizontal	N/A
4	5264.000	96.13	-0.79	--	--	Peak	341.00	150	Horizontal	N/A
5**	12558.812	40.81	21.89	54.0	-13.19	AV	360.00	150	Horizontal	Pass
5	12558.812	51.02	21.89	74.0	-22.98	Peak	360.00	150	Horizontal	Pass
6**	15641.437	42.66	27.16	54.0	-11.34	AV	60.00	150	Horizontal	Pass
6	15641.437	53.16	27.16	74.0	-20.84	Peak	60.00	150	Horizontal	Pass

1 GHz to 18 GHz, Band II 11ac40 ANT V High channel

No.	Frequency (MHz)	Results (dBuV/m)	Factor (dB)	Limit (dBuV/m)	Over Limit (dB)	Detector	Table (o)	Height (cm)	ANT	Verdict
1**	1583.217	34.80	-16.32	54	-19.20	AV	89.34	150	Vertical	Pass
1	1583.217	42.45	-16.32	74	-31.55	Peak	89.34	150	Vertical	Pass
2**	2707.382	36.77	-9.72	54	-17.23	AV	143.63	150	Vertical	Pass
2	2707.382	45.71	-9.72	74	-28.29	Peak	143.63	150	Vertical	Pass
3**	4757.111	36.78	-3.25	54	-17.22	AV	301.02	150	Vertical	Pass
3	4757.111	47.86	-3.25	74	-26.14	Peak	301.02	150	Vertical	Pass
4**	5305.416	87.22	-1.29	--	--	AV	5.01	150	Vertical	N/A
4	5305.416	95.04	-1.29	--	--	Peak	5.01	150	Vertical	N/A
5**	12006.659	40.73	19.79	54	-13.27	AV	240.15	150	Vertical	Pass
5	12006.659	50.46	19.79	74	-23.55	Peak	240.15	150	Vertical	Pass
6**	15660.424	42.72	25.69	54	-11.28	AV	331.10	150	Vertical	Pass
6	15660.424	54.16	25.69	74	-19.84	Peak	331.10	150	Vertical	Pass

1 GHz to 18 GHz, Band II 11ac40 ANT H High channel

No.	Frequency (MHz)	Results (dBuV/m)	Factor (dB)	Limit (dBuV/m)	Over Limit (dB)	Detector	Table (o)	Height (cm)	ANT	Verdict
1**	1583.201	33.51	-16.29	54	-20.49	AV	161.46	150	Horizontal	Pass
1	1583.201	40.93	-16.29	74	-33.07	Peak	161.46	150	Horizontal	Pass
2**	2880.948	31.14	-9.36	54	-22.86	AV	214.00	150	Horizontal	Pass
2	2880.948	42.46	-9.36	74	-31.55	Peak	214.00	150	Horizontal	Pass
3**	4909.150	38.27	-1.54	54	-15.73	AV	192.26	150	Horizontal	Pass
3	4909.150	47.99	-1.54	74	-26.01	Peak	192.26	150	Horizontal	Pass
4**	5313.031	92.69	-0.78	--	--	AV	332.80	150	Horizontal	N/A
4	5313.031	99.31	-0.78	--	--	Peak	332.80	150	Horizontal	N/A
5**	12565.006	41.14	21.05	54	-12.86	AV	269.94	150	Horizontal	Pass
5	12565.006	50.89	21.05	74	-23.11	Peak	269.94	150	Horizontal	Pass
6**	15795.789	42.68	23.81	54	-11.32	AV	137.23	150	Horizontal	Pass
6	15795.789	53.96	23.81	74	-20.04	Peak	137.23	150	Horizontal	Pass

1 GHz to 18 GHz, Band II 11ac80 ANT V Middle channel

No.	Frequency (MHz)	Results (dBuV/m)	Factor (dB)	Limit (dBuV/m)	Over Limit (dB)	Detector	Table (o)	Height (cm)	ANT	Verdict
1**	1584.000	35.86	-15.35	54.0	-18.14	AV	70.00	150	Vertical	Pass
1	1584.000	42.85	-15.35	74.0	-31.15	Peak	70.00	150	Vertical	Pass
2**	2821.500	30.92	-8.67	54.0	-23.08	AV	351.00	150	Vertical	Pass
2	2821.500	41.80	-8.67	74.0	-32.20	Peak	351.00	150	Vertical	Pass
3**	4943.000	38.15	-1.56	54.0	-15.85	AV	64.00	150	Vertical	Pass
3	4943.000	49.82	-1.56	74.0	-24.18	Peak	64.00	150	Vertical	Pass
4**	5290.000	56.79	-1.09	--	--	AV	34.00	150	Vertical	N/A
4	5290.000	69.52	-1.09	--	--	Peak	34.00	150	Vertical	N/A
5**	11617.250	39.94	20.35	54.0	-14.06	AV	-1.00	150	Vertical	Pass
5	11617.250	50.21	20.35	74.0	-23.79	Peak	-1.00	150	Vertical	Pass
6**	15674.250	43.41	26.00	54.0	-10.59	AV	204.00	150	Vertical	Pass
6	15674.250	54.32	26.00	74.0	-19.68	Peak	204.00	150	Vertical	Pass

1 GHz to 18 GHz, Band II 11ac80 ANT H Middle channel

No.	Frequency (MHz)	Results (dBuV/m)	Factor (dB)	Limit (dBuV/m)	Over Limit (dB)	Detector	Table (o)	Height (cm)	ANT	Verdict
1**	1584.000	34.88	-15.35	54.0	-19.12	AV	130.00	150	Horizontal	Pass
1	1584.000	43.18	-15.35	74.0	-30.82	Peak	130.00	150	Horizontal	Pass
2**	2857.500	32.66	-8.38	54.0	-21.34	AV	47.00	150	Horizontal	Pass
2	2857.500	43.18	-8.38	74.0	-30.82	Peak	47.00	150	Horizontal	Pass
3**	4969.000	38.56	-1.73	54.0	-15.44	AV	208.00	150	Horizontal	Pass
3	4969.000	49.97	-1.73	74.0	-24.03	Peak	208.00	150	Horizontal	Pass
4**	5290.000	60.77	-1.09	--	--	AV	353.00	150	Horizontal	N/A
4	5290.000	73.41	-1.09	--	--	Peak	353.00	150	Horizontal	N/A
5**	11697.750	39.76	20.39	54.0	-14.24	AV	-1.00	150	Horizontal	Pass
5	11697.750	50.40	20.39	74.0	-23.60	Peak	-1.00	150	Horizontal	Pass
6**	15658.500	42.95	26.71	54.0	-11.05	AV	312.00	150	Horizontal	Pass
6	15658.500	54.16	26.71	74.0	-19.84	Peak	312.00	150	Horizontal	Pass

1 GHz to 18 GHz, Band III 11a ANT V Low channel

No.	Frequency (MHz)	Results (dBuV/m)	Factor (dB)	Limit (dBuV/m)	Over Limit (dB)	Detector	Table (o)	Height (cm)	ANT	Verdict
1**	1584.000	34.70	-15.35	54.0	-19.30	AV	84.00	150	Vertical	Pass
1	1584.000	42.66	-15.35	74.0	-31.34	Peak	84.00	150	Vertical	Pass
2**	2836.500	39.66	-8.63	54.0	-14.34	AV	191.00	150	Vertical	Pass
2	2836.500	45.50	-8.63	74.0	-28.50	Peak	191.00	150	Vertical	Pass
3**	4895.000	37.68	-1.38	54.0	-16.32	AV	361.00	150	Vertical	Pass
3	4895.000	48.70	-1.38	74.0	-25.30	Peak	361.00	150	Vertical	Pass
4**	5501.000	87.80	-0.27	--	--	AV	8.00	150	Vertical	N/A
4	5501.000	97.06	-0.27	--	--	Peak	8.00	150	Vertical	N/A
5**	11637.375	40.38	20.37	54.0	-13.62	AV	325.00	150	Vertical	Pass
5	11637.375	50.19	20.37	74.0	-23.81	Peak	325.00	150	Vertical	Pass
6**	15653.250	42.52	26.85	54.0	-11.48	AV	285.00	150	Vertical	Pass
6	15653.250	55.07	26.85	74.0	-18.93	Peak	285.00	150	Vertical	Pass

1 GHz to 18 GHz, Band III 11a ANT H Low channel

No.	Frequency (MHz)	Results (dBuV/m)	Factor (dB)	Limit (dBuV/m)	Over Limit (dB)	Detector	Table (o)	Height (cm)	ANT	Verdict
1**	1584.000	35.61	-15.35	54.0	-18.39	AV	115.00	150	Horizontal	Pass
1	1584.000	41.03	-15.35	74.0	-32.97	Peak	115.00	150	Horizontal	Pass
2**	2702.000	38.57	-9.59	54.0	-15.43	AV	172.00	150	Horizontal	Pass
2	2702.000	45.45	-9.59	74.0	-28.55	Peak	172.00	150	Horizontal	Pass
3**	4903.000	38.65	-1.22	54.0	-15.35	AV	360.00	150	Horizontal	Pass
3	4903.000	49.38	-1.22	74.0	-24.62	Peak	360.00	150	Horizontal	Pass
4**	5497.000	95.23	-0.40	--	--	AV	334.00	150	Horizontal	N/A
4	5497.000	102.20	-0.40	--	--	Peak	334.00	150	Horizontal	N/A
5**	12509.938	41.13	20.89	54.0	-12.87	AV	168.00	150	Horizontal	Pass
5	12509.938	51.75	20.89	74.0	-22.25	Peak	168.00	150	Horizontal	Pass
6**	15712.312	43.09	25.56	54.0	-10.91	AV	263.00	150	Horizontal	Pass
6	15712.312	55.11	25.56	74.0	-18.89	Peak	263.00	150	Horizontal	Pass

1 GHz to 18 GHz, Band III 11a ANT V Middle channel

No.	Frequency (MHz)	Results (dBuV/m)	Factor (dB)	Limit (dBuV/m)	Over Limit (dB)	Detector	Table (o)	Height (cm)	ANT	Verdict
1**	1584.000	36.14	-15.35	54.0	-17.86	AV	77.00	150	Vertical	Pass
1	1584.000	42.84	-15.35	74.0	-31.16	Peak	77.00	150	Vertical	Pass
2**	2802.000	30.40	-9.18	54.0	-23.60	AV	1.00	150	Vertical	Pass
2	2802.000	41.84	-9.18	74.0	-32.16	Peak	1.00	150	Vertical	Pass
3**	4864.000	38.45	-1.43	54.0	-15.55	AV	226.00	150	Vertical	Pass
3	4864.000	49.03	-1.43	74.0	-24.97	Peak	226.00	150	Vertical	Pass
4**	5582.000	89.30	-0.15	--	--	AV	9.00	150	Vertical	N/A
4	5582.000	96.56	-0.15	--	--	Peak	9.00	150	Vertical	N/A
5**	11615.813	40.02	20.33	54.0	-13.98	AV	30.00	150	Vertical	Pass
5	11615.813	50.74	20.33	74.0	-23.26	Peak	30.00	150	Vertical	Pass
6**	15762.187	43.31	25.44	54.0	-10.69	AV	0.00	150	Vertical	Pass
6	15762.187	54.79	25.44	74.0	-19.21	Peak	0.00	150	Vertical	Pass

1 GHz to 18 GHz, Band III 11a ANT H Middle channel

No.	Frequency (MHz)	Results (dBuV/m)	Factor (dB)	Limit (dBuV/m)	Over Limit (dB)	Detector	Table (o)	Height (cm)	ANT	Verdict
1**	1584.000	33.78	-15.35	54.0	-20.22	AV	144.00	150	Horizontal	Pass
1	1584.000	40.30	-15.35	74.0	-33.70	Peak	144.00	150	Horizontal	Pass
2**	2786.500	30.74	-9.42	54.0	-23.26	AV	203.00	150	Horizontal	Pass
2	2786.500	42.64	-9.42	74.0	-31.36	Peak	203.00	150	Horizontal	Pass
3**	4779.000	37.94	-2.13	54.0	-16.06	AV	350.00	150	Horizontal	Pass
3	4779.000	48.64	-2.13	74.0	-25.36	Peak	350.00	150	Horizontal	Pass
4**	5582.000	94.34	-0.15	--	--	AV	350.00	150	Horizontal	N/A
4	5582.000	101.62	-0.15	--	--	Peak	350.00	150	Horizontal	N/A
5**	12531.500	41.44	21.42	54.0	-12.56	AV	0.00	150	Horizontal	Pass
5	12531.500	52.53	21.42	74.0	-21.47	Peak	0.00	150	Horizontal	Pass
6**	15670.313	43.24	26.18	54.0	-10.76	AV	360.00	150	Horizontal	Pass
6	15670.313	54.93	26.18	74.0	-19.07	Peak	360.00	150	Horizontal	Pass

1 GHz to 18 GHz, Band III 11a ANT V High channel

No.	Frequency (MHz)	Results (dBuV/m)	Factor (dB)	Limit (dBuV/m)	Over Limit (dB)	Detector	Table (o)	Height (cm)	ANT	Verdict
1**	1407.000	33.13	-15.12	54.0	-20.87	AV	53.00	150	Vertical	Pass
1	1407.000	40.42	-15.12	74.0	-33.58	Peak	53.00	150	Vertical	Pass
2**	2827.000	31.05	-8.39	54.0	-22.95	AV	23.00	150	Vertical	Pass
2	2827.000	41.76	-8.39	74.0	-32.24	Peak	23.00	150	Vertical	Pass
3**	4958.000	38.22	-1.70	54.0	-15.78	AV	257.00	150	Vertical	Pass
3	4958.000	49.06	-1.70	74.0	-24.94	Peak	257.00	150	Vertical	Pass
4**	5698.000	89.01	-0.49	--	--	AV	361.00	150	Vertical	N/A
4	5698.000	96.31	-0.49	--	--	Peak	361.00	150	Vertical	N/A
5**	11699.188	40.05	20.39	54.0	-13.95	AV	256.00	150	Vertical	Pass
5	11699.188	51.13	20.39	74.0	-22.87	Peak	256.00	150	Vertical	Pass
6**	15585.000	42.91	27.01	54.0	-11.09	AV	68.00	150	Vertical	Pass
6	15585.000	54.28	27.01	74.0	-19.72	Peak	68.00	150	Vertical	Pass

1 GHz to 18 GHz, Band III 11a ANT H High channel

No.	Frequency (MHz)	Results (dBuV/m)	Factor (dB)	Limit (dBuV/m)	Over Limit (dB)	Detector	Table (o)	Height (cm)	ANT	Verdict
1**	1584.000	35.31	-15.35	54.0	-18.69	AV	138.00	150	Horizontal	Pass
1	1584.000	42.65	-15.35	74.0	-31.35	Peak	138.00	150	Horizontal	Pass
2**	2780.000	31.24	-9.14	54.0	-22.76	AV	168.00	150	Horizontal	Pass
2	2780.000	44.48	-9.14	74.0	-29.52	Peak	168.00	150	Horizontal	Pass
3**	5086.000	38.94	-0.23	54.0	-15.06	AV	163.00	150	Horizontal	Pass
3	5086.000	50.33	-0.23	74.0	-23.67	Peak	163.00	150	Horizontal	Pass
4**	5697.000	93.61	-0.40	--	--	AV	353.00	150	Horizontal	N/A
4	5697.000	102.08	-0.40	--	--	Peak	353.00	150	Horizontal	N/A
5**	12558.812	41.78	21.89	54.0	-12.22	AV	-1.00	150	Horizontal	Pass
5	12558.812	53.00	21.89	74.0	-21.00	Peak	-1.00	150	Horizontal	Pass
6**	15587.625	42.87	26.83	54.0	-11.13	AV	361.00	150	Horizontal	Pass
6	15587.625	54.27	26.83	74.0	-19.73	Peak	361.00	150	Horizontal	Pass

1 GHz to 18 GHz, Band III 11n20 ANT V Low channel

No.	Frequency (MHz)	Results (dBuV/m)	Factor (dB)	Limit (dBuV/m)	Over Limit (dB)	Detector	Table (o)	Height (cm)	ANT	Verdict
1**	1584.000	31.38	-15.35	54.0	-22.62	AV	229.00	150	Vertical	Pass
1	1584.000	41.37	-15.35	74.0	-32.63	Peak	229.00	150	Vertical	Pass
2**	2848.500	31.39	-8.60	54.0	-22.61	AV	90.00	150	Vertical	Pass
2	2848.500	41.75	-8.60	74.0	-32.25	Peak	90.00	150	Vertical	Pass
3**	4778.000	37.36	-2.11	54.0	-16.64	AV	341.00	150	Vertical	Pass
3	4778.000	48.15	-2.11	74.0	-25.85	Peak	341.00	150	Vertical	Pass
4**	5502.000	89.74	-0.29	--	--	AV	12.00	150	Vertical	N/A
4	5502.000	97.64	-0.29	--	--	Peak	12.00	150	Vertical	N/A
5**	12067.188	39.64	20.57	54.0	-14.36	AV	136.00	150	Vertical	Pass
5	12067.188	50.38	20.57	74.0	-23.62	Peak	136.00	150	Vertical	Pass
6**	15588.938	42.42	26.74	54.0	-11.58	AV	117.00	150	Vertical	Pass
6	15588.938	54.54	26.74	74.0	-19.46	Peak	117.00	150	Vertical	Pass

1 GHz to 18 GHz, Band III 11n20 ANT H Low channel

No.	Frequency (MHz)	Results (dBuV/m)	Factor (dB)	Limit (dBuV/m)	Over Limit (dB)	Detector	Table (o)	Height (cm)	ANT	Verdict
1**	1584.000	31.31	-15.35	54.0	-22.69	AV	219.00	150	Horizontal	Pass
1	1584.000	39.35	-15.35	74.0	-34.65	Peak	219.00	150	Horizontal	Pass
2**	2752.500	35.18	-9.47	54.0	-18.82	AV	345.00	150	Horizontal	Pass
2	2752.500	43.67	-9.47	74.0	-30.33	Peak	345.00	150	Horizontal	Pass
3**	4750.000	36.61	-2.61	54.0	-17.39	AV	41.00	150	Horizontal	Pass
3	4750.000	47.93	-2.61	74.0	-26.07	Peak	41.00	150	Horizontal	Pass
4**	5496.000	93.67	-0.35	--	--	AV	340.00	150	Horizontal	N/A
4	5496.000	101.81	-0.35	--	--	Peak	340.00	150	Horizontal	N/A
5**	12547.313	41.13	21.75	54.0	-12.87	AV	186.00	150	Horizontal	Pass
5	12547.313	51.52	21.75	74.0	-22.48	Peak	186.00	150	Horizontal	Pass
6**	15578.438	43.09	27.31	54.0	-10.91	AV	0.00	150	Horizontal	Pass
6	15578.438	54.20	27.31	74.0	-19.80	Peak	0.00	150	Horizontal	Pass

1 GHz to 18 GHz, Band III 11n20 ANT V Middle channel

No.	Frequency (MHz)	Results (dBuV/m)	Factor (dB)	Limit (dBuV/m)	Over Limit (dB)	Detector	Table (o)	Height (cm)	ANT	Verdict
1**	1407.000	31.59	-15.12	54.0	-22.41	AV	328.00	150	Vertical	Pass
1	1407.000	40.84	-15.12	74.0	-33.16	Peak	328.00	150	Vertical	Pass
2**	2769.000	33.53	-9.16	54.0	-20.47	AV	196.00	150	Vertical	Pass
2	2769.000	44.53	-9.16	74.0	-29.47	Peak	196.00	150	Vertical	Pass
3**	4687.000	36.92	-2.29	54.0	-17.08	AV	359.00	150	Vertical	Pass
3	4687.000	48.26	-2.29	74.0	-25.74	Peak	359.00	150	Vertical	Pass
4**	5578.000	90.07	-0.02	--	--	AV	17.00	150	Vertical	N/A
4	5578.000	96.34	-0.02	--	--	Peak	17.00	150	Vertical	N/A
5**	12024.063	39.40	20.25	54.0	-14.60	AV	361.00	150	Vertical	Pass
5	12024.063	50.48	20.25	74.0	-23.52	Peak	361.00	150	Vertical	Pass
6**	15582.375	41.92	27.19	54.0	-12.08	AV	5.00	150	Vertical	Pass
6	15582.375	54.33	27.19	74.0	-19.67	Peak	5.00	150	Vertical	Pass

1 GHz to 18 GHz, Band III 11n20 ANT H Middle channel

No.	Frequency (MHz)	Results (dBuV/m)	Factor (dB)	Limit (dBuV/m)	Over Limit (dB)	Detector	Table (o)	Height (cm)	ANT	Verdict
1**	1584.000	31.54	-15.35	54.0	-22.46	AV	157.00	150	Horizontal	Pass
1	1584.000	39.46	-15.35	74.0	-34.54	Peak	157.00	150	Horizontal	Pass
2**	2700.000	33.29	-9.69	54.0	-20.71	AV	35.00	150	Horizontal	Pass
2	2700.000	42.67	-9.69	74.0	-31.33	Peak	35.00	150	Horizontal	Pass
3**	4811.000	37.20	-1.86	54.0	-16.80	AV	268.00	150	Horizontal	Pass
3	4811.000	47.91	-1.86	74.0	-26.09	Peak	268.00	150	Horizontal	Pass
4**	5582.000	93.86	-0.15	--	--	AV	346.00	150	Horizontal	N/A
4	5582.000	101.87	-0.15	--	--	Peak	346.00	150	Horizontal	N/A
5**	12531.500	40.46	21.42	54.0	-13.54	AV	218.00	150	Horizontal	Pass
5	12531.500	51.34	21.42	74.0	-22.66	Peak	218.00	150	Horizontal	Pass
6**	15577.125	42.39	27.28	54.0	-11.61	AV	117.00	150	Horizontal	Pass
6	15577.125	53.90	27.28	74.0	-20.10	Peak	117.00	150	Horizontal	Pass

1 GHz to 18 GHz, Band III 11n20 ANT V High channel

No.	Frequency (MHz)	Results (dBuV/m)	Factor (dB)	Limit (dBuV/m)	Over Limit (dB)	Detector	Table (o)	Height (cm)	ANT	Verdict
1**	1407.000	31.58	-15.12	54.0	-22.42	AV	330.00	150	Vertical	Pass
1	1407.000	40.02	-15.12	74.0	-33.98	Peak	330.00	150	Vertical	Pass
2**	2864.000	33.51	-8.44	54.0	-20.49	AV	342.00	150	Vertical	Pass
2	2864.000	43.87	-8.44	74.0	-30.13	Peak	342.00	150	Vertical	Pass
3**	4991.000	37.61	-1.43	54.0	-16.39	AV	360.00	150	Vertical	Pass
3	4991.000	48.63	-1.43	74.0	-25.37	Peak	360.00	150	Vertical	Pass
4**	5703.000	88.93	-0.67	--	--	AV	361.00	150	Vertical	N/A
4	5703.000	96.18	-0.67	--	--	Peak	361.00	150	Vertical	N/A
5**	12620.625	40.81	22.28	54.0	-13.19	AV	184.00	150	Vertical	Pass
5	12620.625	51.08	22.28	74.0	-22.92	Peak	184.00	150	Vertical	Pass
6**	15726.750	41.64	25.59	54.0	-12.36	AV	15.00	150	Vertical	Pass
6	15726.750	53.42	25.59	74.0	-20.58	Peak	15.00	150	Vertical	Pass

1 GHz to 18 GHz, Band III 11n20 ANT H High channel

No.	Frequency (MHz)	Results (dBuV/m)	Factor (dB)	Limit (dBuV/m)	Over Limit (dB)	Detector	Table (o)	Height (cm)	ANT	Verdict
1**	1584.000	31.35	-15.35	54.0	-22.65	AV	171.00	150	Horizontal	Pass
1	1584.000	40.97	-15.35	74.0	-33.03	Peak	171.00	150	Horizontal	Pass
2**	2842.000	35.37	-8.75	54.0	-18.63	AV	120.00	150	Horizontal	Pass
2	2842.000	44.11	-8.75	74.0	-29.89	Peak	120.00	150	Horizontal	Pass
3**	4884.000	37.22	-1.61	54.0	-16.78	AV	322.00	150	Horizontal	Pass
3	4884.000	48.31	-1.61	74.0	-25.69	Peak	322.00	150	Horizontal	Pass
4**	5700.000	93.53	-0.61	--	--	AV	337.00	150	Horizontal	N/A
4	5700.000	101.39	-0.61	--	--	Peak	337.00	150	Horizontal	N/A
5**	11707.813	38.51	20.37	54.0	-15.49	AV	60.00	150	Horizontal	Pass
5	11707.813	50.01	20.37	74.0	-23.99	Peak	60.00	150	Horizontal	Pass
6**	15612.562	41.95	26.25	54.0	-12.05	AV	338.00	150	Horizontal	Pass
6	15612.562	54.27	26.25	74.0	-19.73	Peak	338.00	150	Horizontal	Pass

1 GHz to 18 GHz, Band III 11n40 ANT V Low channel

No.	Frequency (MHz)	Results (dBuV/m)	Factor (dB)	Limit (dBuV/m)	Over Limit (dB)	Detector	Table (o)	Height (cm)	ANT	Verdict
1**	1584.000	32.49	-15.35	54.0	-21.51	AV	170.00	150	Vertical	Pass
1	1584.000	39.19	-15.35	74.0	-34.81	Peak	170.00	150	Vertical	Pass
2**	2761.500	30.20	-9.29	54.0	-23.80	AV	269.00	150	Vertical	Pass
2	2761.500	40.79	-9.29	74.0	-33.21	Peak	269.00	150	Vertical	Pass
3**	4693.000	37.71	-2.43	54.0	-16.29	AV	159.00	150	Vertical	Pass
3	4693.000	48.62	-2.43	74.0	-25.38	Peak	159.00	150	Vertical	Pass
4**	5512.000	83.67	-0.01	--	--	AV	20.00	150	Vertical	N/A
4	5512.000	93.04	-0.01	--	--	Peak	20.00	150	Vertical	N/A
5**	12084.437	40.13	20.76	54.0	-13.87	AV	360.00	150	Vertical	Pass
5	12084.437	49.84	20.76	74.0	-24.16	Peak	360.00	150	Vertical	Pass
6**	15692.625	42.42	25.43	54.0	-11.58	AV	319.00	150	Vertical	Pass
6	15692.625	54.24	25.43	74.0	-19.76	Peak	319.00	150	Vertical	Pass

1 GHz to 18 GHz, Band III 11n40 ANT H Low channel

No.	Frequency (MHz)	Results (dBuV/m)	Factor (dB)	Limit (dBuV/m)	Over Limit (dB)	Detector	Table (o)	Height (cm)	ANT	Verdict
1**	1584.000	33.18	-15.35	54.0	-20.82	AV	150.00	150	Horizontal	Pass
1	1584.000	40.52	-15.35	74.0	-33.48	Peak	150.00	150	Horizontal	Pass
2**	2763.500	35.44	-9.25	54.0	-18.56	AV	181.00	150	Horizontal	Pass
2	2763.500	44.66	-9.25	74.0	-29.34	Peak	181.00	150	Horizontal	Pass
3**	4679.000	37.28	-2.15	54.0	-16.72	AV	72.00	150	Horizontal	Pass
3	4679.000	47.32	-2.15	74.0	-26.68	Peak	72.00	150	Horizontal	Pass
4**	5504.000	90.84	-0.29	--	--	AV	335.00	150	Horizontal	N/A
4	5504.000	98.03	-0.29	--	--	Peak	335.00	150	Horizontal	N/A
5**	12567.437	40.39	21.78	54.0	-13.61	AV	361.00	150	Horizontal	Pass
5	12567.437	51.47	21.78	74.0	-22.53	Peak	361.00	150	Horizontal	Pass
6**	15575.812	42.55	27.24	54.0	-11.45	AV	6.00	150	Horizontal	Pass
6	15575.812	53.85	27.24	74.0	-20.15	Peak	6.00	150	Horizontal	Pass

1 GHz to 18 GHz, Band III 11n40 ANT V Middle channel

No.	Frequency (MHz)	Results (dBuV/m)	Factor (dB)	Limit (dBuV/m)	Over Limit (dB)	Detector	Table (o)	Height (cm)	ANT	Verdict
1**	1584.000	31.13	-15.35	54.0	-22.87	AV	310.00	150	Vertical	Pass
1	1584.000	39.10	-15.35	74.0	-34.90	Peak	310.00	150	Vertical	Pass
2**	2844.500	32.04	-8.72	54.0	-21.96	AV	188.00	150	Vertical	Pass
2	2844.500	44.87	-8.72	74.0	-29.13	Peak	188.00	150	Vertical	Pass
3**	4943.000	37.50	-1.56	54.0	-16.50	AV	348.00	150	Vertical	Pass
3	4943.000	48.63	-1.56	74.0	-25.37	Peak	348.00	150	Vertical	Pass
4**	5596.000	85.41	-0.10	--	--	AV	0.00	150	Vertical	N/A
4	5596.000	91.92	-0.10	--	--	Peak	0.00	150	Vertical	N/A
5**	11620.125	39.93	20.40	54.0	-14.07	AV	-1.00	150	Vertical	Pass
5	11620.125	50.29	20.40	74.0	-23.71	Peak	-1.00	150	Vertical	Pass
6**	15575.812	42.55	27.24	54.0	-11.45	AV	2.00	150	Vertical	Pass
6	15575.812	53.31	27.24	74.0	-20.69	Peak	2.00	150	Vertical	Pass

1 GHz to 18 GHz, Band III 11n40 ANT H Middle channel

No.	Frequency (MHz)	Results (dBuV/m)	Factor (dB)	Limit (dBuV/m)	Over Limit (dB)	Detector	Table (o)	Height (cm)	ANT	Verdict
1**	1584.000	31.62	-15.35	54.0	-22.38	AV	116.00	150	Horizontal	Pass
1	1584.000	39.53	-15.35	74.0	-34.47	Peak	116.00	150	Horizontal	Pass
2**	2836.500	35.19	-8.63	54.0	-18.81	AV	358.00	150	Horizontal	Pass
2	2836.500	42.92	-8.63	74.0	-31.08	Peak	358.00	150	Horizontal	Pass
3**	4695.000	37.22	-2.45	54.0	-16.78	AV	360.00	150	Horizontal	Pass
3	4695.000	47.85	-2.45	74.0	-26.15	Peak	360.00	150	Horizontal	Pass
4**	5586.000	90.20	-0.22	--	--	AV	341.00	150	Horizontal	N/A
4	5586.000	97.42	-0.22	--	--	Peak	341.00	150	Horizontal	N/A
5**	12560.250	40.91	21.90	54.0	-13.09	AV	203.00	150	Horizontal	Pass
5	12560.250	51.20	21.90	74.0	-22.80	Peak	203.00	150	Horizontal	Pass
6**	15569.250	40.67	27.07	54.0	-13.33	AV	12.00	150	Horizontal	Pass
6	15569.250	54.28	27.07	74.0	-19.72	Peak	12.00	150	Horizontal	Pass

1 GHz to 18 GHz, Band III 11n40 ANT V High channel

No.	Frequency (MHz)	Results (dBuV/m)	Factor (dB)	Limit (dBuV/m)	Over Limit (dB)	Detector	Table (o)	Height (cm)	ANT	Verdict
1**	1584.000	31.78	-15.35	54.0	-22.22	AV	23.00	150	Vertical	Pass
1	1584.000	40.03	-15.35	74.0	-33.97	Peak	23.00	150	Vertical	Pass
2**	2875.000	30.88	-9.18	54.0	-23.12	AV	361.00	150	Vertical	Pass
2	2875.000	42.71	-9.18	74.0	-31.29	Peak	361.00	150	Vertical	Pass
3**	4838.000	37.28	-1.57	54.0	-16.72	AV	345.00	150	Vertical	Pass
3	4838.000	48.62	-1.57	74.0	-25.38	Peak	345.00	150	Vertical	Pass
4**	5664.000	84.20	-0.66	--	--	AV	10.00	150	Vertical	N/A
4	5664.000	91.50	-0.66	--	--	Peak	10.00	150	Vertical	N/A
5**	12567.437	40.91	21.78	54.0	-13.09	AV	173.00	150	Vertical	Pass
5	12567.437	51.78	21.78	74.0	-22.22	Peak	173.00	150	Vertical	Pass
6**	15669.000	43.14	26.25	54.0	-10.86	AV	12.00	150	Vertical	Pass
6	15669.000	52.88	26.25	74.0	-21.12	Peak	12.00	150	Vertical	Pass

1 GHz to 18 GHz, Band III 11n40 ANT H High channel

No.	Frequency (MHz)	Results (dBuV/m)	Factor (dB)	Limit (dBuV/m)	Over Limit (dB)	Detector	Table (o)	Height (cm)	ANT	Verdict
1**	1584.000	30.55	-15.35	54.0	-23.45	AV	105.00	150	Horizontal	Pass
1	1584.000	39.47	-15.35	74.0	-34.53	Peak	105.00	150	Horizontal	Pass
2**	2863.000	30.53	-8.44	54.0	-23.47	AV	62.00	150	Horizontal	Pass
2	2863.000	41.95	-8.44	74.0	-32.05	Peak	62.00	150	Horizontal	Pass
3**	4865.000	37.32	-1.47	54.0	-16.68	AV	246.00	150	Horizontal	Pass
3	4865.000	47.93	-1.47	74.0	-26.07	Peak	246.00	150	Horizontal	Pass
4**	5664.000	89.51	-0.66	--	--	AV	314.00	150	Horizontal	N/A
4	5664.000	96.60	-0.66	--	--	Peak	314.00	150	Horizontal	N/A
5**	12141.938	39.18	20.85	54.0	-14.82	AV	360.00	150	Horizontal	Pass
5	12141.938	49.90	20.85	74.0	-24.10	Peak	360.00	150	Horizontal	Pass
6**	15659.813	42.43	26.67	54.0	-11.57	AV	3.00	150	Horizontal	Pass
6	15659.813	53.36	26.67	74.0	-20.64	Peak	3.00	150	Horizontal	Pass

1 GHz to 18 GHz, Band III 11ac20 ANT V Low channel

No.	Frequency (MHz)	Results (dBuV/m)	Factor (dB)	Limit (dBuV/m)	Over Limit (dB)	Detector	Table (o)	Height (cm)	ANT	Verdict
1**	1339.500	37.23	-14.94	54.0	-16.77	AV	78.00	150	Vertical	Pass
1	1339.500	51.42	-14.94	74.0	-22.58	Peak	78.00	150	Vertical	Pass
2**	1541.000	45.40	-15.16	54.0	-8.60	AV	145.00	150	Vertical	Pass
2	1541.000	52.94	-15.16	74.0	-21.06	Peak	145.00	150	Vertical	Pass
3**	2860.500	35.58	-8.41	54.0	-18.42	AV	361.00	150	Vertical	Pass
3	2860.500	45.98	-8.41	74.0	-28.02	Peak	361.00	150	Vertical	Pass
4**	5502.000	82.87	-0.29	--	--	AV	0.00	150	Vertical	N/A
4	5502.000	90.33	-0.29	--	--	Peak	0.00	150	Vertical	N/A
5**	7684.250	34.54	16.84	54.0	-19.46	AV	96.00	150	Vertical	Pass
5	7684.250	45.91	16.84	74.0	-28.09	Peak	96.00	150	Vertical	Pass
6**	11186.000	35.22	18.78	54.0	-18.78	AV	75.00	150	Vertical	Pass
6	11186.000	45.81	18.78	74.0	-28.19	Peak	75.00	150	Vertical	Pass

1 GHz to 18 GHz, Band III 11ac20 ANT H Low channel

No.	Frequency (MHz)	Results (dBuV/m)	Factor (dB)	Limit (dBuV/m)	Over Limit (dB)	Detector	Table (o)	Height (cm)	ANT	Verdict
1**	1340.000	41.89	-14.93	54.0	-12.11	AV	268.00	150	Horizontal	Pass
1	1340.000	50.37	-14.93	74.0	-23.63	Peak	268.00	150	Horizontal	Pass
2**	1540.500	39.00	-15.15	54.0	-15.00	AV	78.00	150	Horizontal	Pass
2	1540.500	50.29	-15.15	74.0	-23.71	Peak	78.00	150	Horizontal	Pass
3**	2345.000	36.82	-10.38	54.0	-17.18	AV	354.00	150	Horizontal	Pass
3	2345.000	43.70	-10.38	74.0	-30.30	Peak	354.00	150	Horizontal	Pass
4**	5496.000	86.70	-0.35	--	--	AV	334.00	150	Horizontal	N/A
4	5496.000	95.03	-0.35	--	--	Peak	334.00	150	Horizontal	N/A
5**	9144.750	36.27	18.50	54.0	-17.73	AV	361.00	150	Horizontal	Pass
5	9144.750	47.03	18.50	74.0	-26.97	Peak	361.00	150	Horizontal	Pass
6**	12558.812	35.46	21.89	54.0	-18.54	AV	20.00	150	Horizontal	Pass
6	12558.812	47.05	21.89	74.0	-26.95	Peak	20.00	150	Horizontal	Pass

1 GHz to 18 GHz, Band III 11ac20 ANT V Middle channel

No.	Frequency (MHz)	Results (dBuV/m)	Factor (dB)	Limit (dBuV/m)	Over Limit (dB)	Detector	Table (o)	Height (cm)	ANT	Verdict
1**	1340.000	44.20	-14.93	54.0	-9.80	AV	90.00	150	Vertical	Pass
1	1340.000	51.75	-14.93	74.0	-22.25	Peak	90.00	150	Vertical	Pass
2**	1541.000	45.08	-15.16	54.0	-8.92	AV	128.00	150	Vertical	Pass
2	1541.000	52.78	-15.16	74.0	-21.22	Peak	128.00	150	Vertical	Pass
3**	2345.500	39.77	-10.43	54.0	-14.23	AV	147.00	150	Vertical	Pass
3	2345.500	43.59	-10.43	74.0	-30.41	Peak	147.00	150	Vertical	Pass
4**	5577.000	83.19	-0.06	--	--	AV	6.00	150	Vertical	N/A
4	5577.000	90.11	-0.06	--	--	Peak	6.00	150	Vertical	N/A
5**	9093.000	36.27	18.79	54.0	-17.73	AV	0.00	150	Vertical	Pass
5	9093.000	46.61	18.79	74.0	-27.39	Peak	0.00	150	Vertical	Pass
6**	11669.000	35.28	20.40	54.0	-18.72	AV	201.00	150	Vertical	Pass
6	11669.000	47.42	20.40	74.0	-26.58	Peak	201.00	150	Vertical	Pass

1 GHz to 18 GHz, Band III 11ac20 ANT H Middle channel

No.	Frequency (MHz)	Results (dBuV/m)	Factor (dB)	Limit (dBuV/m)	Over Limit (dB)	Detector	Table (o)	Height (cm)	ANT	Verdict
1**	1340.000	42.79	-14.93	54.0	-11.21	AV	256.00	150	Horizontal	Pass
1	1340.000	50.34	-14.93	74.0	-23.66	Peak	256.00	150	Horizontal	Pass
2**	1541.000	42.00	-15.16	54.0	-12.00	AV	80.00	150	Horizontal	Pass
2	1541.000	50.31	-15.16	74.0	-23.69	Peak	80.00	150	Horizontal	Pass
3**	2345.000	36.32	-10.38	54.0	-17.68	AV	360.00	150	Horizontal	Pass
3	2345.000	44.00	-10.38	74.0	-30.00	Peak	360.00	150	Horizontal	Pass
4**	5577.000	87.48	-0.06	--	--	AV	334.00	150	Horizontal	N/A
4	5577.000	94.81	-0.06	--	--	Peak	334.00	150	Horizontal	N/A
5**	9080.063	36.00	18.67	54.0	-18.00	AV	122.00	150	Horizontal	Pass
5	9080.063	47.27	18.67	74.0	-26.73	Peak	122.00	150	Horizontal	Pass
6**	12131.875	35.65	20.79	54.0	-18.35	AV	0.00	150	Horizontal	Pass
6	12131.875	47.77	20.79	74.0	-26.23	Peak	0.00	150	Horizontal	Pass

1 GHz to 18 GHz, Band III 11ac20 ANT V High channel

No.	Frequency (MHz)	Results (dBuV/m)	Factor (dB)	Limit (dBuV/m)	Over Limit (dB)	Detector	Table (o)	Height (cm)	ANT	Verdict
1**	1340.500	46.76	-14.91	54.0	-7.24	AV	90.00	150	Vertical	Pass
1	1340.500	51.88	-14.91	74.0	-22.12	Peak	90.00	150	Vertical	Pass
2**	1541.000	45.09	-15.16	54.0	-8.91	AV	145.00	150	Vertical	Pass
2	1541.000	53.09	-15.16	74.0	-20.91	Peak	145.00	150	Vertical	Pass
3**	2881.000	36.97	-9.17	54.0	-17.03	AV	16.00	150	Vertical	Pass
3	2881.000	46.24	-9.17	74.0	-27.76	Peak	16.00	150	Vertical	Pass
4**	5702.000	82.90	-0.61	--	--	AV	12.00	150	Vertical	N/A
4	5702.000	89.66	-0.61	--	--	Peak	12.00	150	Vertical	N/A
5**	9084.375	36.56	18.71	54.0	-17.44	AV	361.00	150	Vertical	Pass
5	9084.375	48.00	18.71	74.0	-26.00	Peak	361.00	150	Vertical	Pass
6**	12545.875	35.52	21.74	54.0	-18.48	AV	310.00	150	Vertical	Pass
6	12545.875	47.54	21.74	74.0	-26.46	Peak	310.00	150	Vertical	Pass

1 GHz to 18 GHz, Band III 11ac20 ANT H High channel

No.	Frequency (MHz)	Results (dBuV/m)	Factor (dB)	Limit (dBuV/m)	Over Limit (dB)	Detector	Table (o)	Height (cm)	ANT	Verdict
1**	1340.000	42.61	-14.93	54.0	-11.39	AV	258.00	150	Horizontal	Pass
1	1340.000	50.38	-14.93	74.0	-23.62	Peak	258.00	150	Horizontal	Pass
2**	1541.000	41.51	-15.16	54.0	-12.49	AV	87.00	150	Horizontal	Pass
2	1541.000	49.91	-15.16	74.0	-24.09	Peak	87.00	150	Horizontal	Pass
3**	2344.500	29.50	-10.34	54.0	-24.50	AV	351.00	150	Horizontal	Pass
3	2344.500	44.24	-10.34	74.0	-29.76	Peak	351.00	150	Horizontal	Pass
4**	5697.000	87.14	-0.40	--	--	AV	330.00	150	Horizontal	N/A
4	5697.000	94.04	-0.40	--	--	Peak	330.00	150	Horizontal	N/A
5**	8063.750	35.82	18.24	54.0	-18.18	AV	360.00	150	Horizontal	Pass
5	8063.750	45.97	18.24	74.0	-28.03	Peak	360.00	150	Horizontal	Pass
6**	11516.625	34.30	19.70	54.0	-19.70	AV	238.00	150	Horizontal	Pass
6	11516.625	47.14	19.70	74.0	-26.86	Peak	238.00	150	Horizontal	Pass

1 GHz to 18 GHz, Band III 11ac40 ANT V Low channel

No.	Frequency (MHz)	Results (dBuV/m)	Factor (dB)	Limit (dBuV/m)	Over Limit (dB)	Detector	Table (o)	Height (cm)	ANT	Verdict
1**	1599.500	25.87	-15.41	54.0	-28.13	AV	197.00	150	Vertical	Pass
1	1599.500	40.35	-15.41	74.0	-33.65	Peak	197.00	150	Vertical	Pass
2**	2830.500	30.86	-8.34	54.0	-23.14	AV	316.00	150	Vertical	Pass
2	2830.500	41.60	-8.34	74.0	-32.40	Peak	316.00	150	Vertical	Pass
3**	4821.000	37.06	-1.48	54.0	-16.94	AV	46.00	150	Vertical	Pass
3	4821.000	47.32	-1.48	74.0	-26.68	Peak	46.00	150	Vertical	Pass
4**	5516.000	79.70	0.19	--	--	AV	340.00	150	Vertical	N/A
4	5516.000	86.96	0.19	--	--	Peak	340.00	150	Vertical	N/A
5**	12038.438	37.43	20.44	54.0	-16.57	AV	77.00	150	Vertical	Pass
5	12038.438	47.96	20.44	74.0	-26.04	Peak	77.00	150	Vertical	Pass
6**	15813.375	40.44	25.00	54.0	-13.56	AV	155.00	150	Vertical	Pass
6	15813.375	49.58	25.00	74.0	-24.42	Peak	155.00	150	Vertical	Pass

1 GHz to 18 GHz, Band III 11ac40 ANT H Low channel

No.	Frequency (MHz)	Results (dBuV/m)	Factor (dB)	Limit (dBuV/m)	Over Limit (dB)	Detector	Table (o)	Height (cm)	ANT	Verdict
1**	1584.000	29.32	-15.35	54.0	-24.68	AV	156.00	150	Horizontal	Pass
1	1584.000	38.26	-15.35	74.0	-35.74	Peak	156.00	150	Horizontal	Pass
2**	2825.500	35.99	-8.46	54.0	-18.01	AV	180.00	150	Horizontal	Pass
2	2825.500	44.67	-8.46	74.0	-29.33	Peak	180.00	150	Horizontal	Pass
3**	4837.000	37.04	-1.56	54.0	-16.96	AV	314.00	150	Horizontal	Pass
3	4837.000	47.61	-1.56	74.0	-26.39	Peak	314.00	150	Horizontal	Pass
4**	5519.000	84.76	0.25	--	--	AV	340.00	150	Horizontal	N/A
4	5519.000	92.43	0.25	--	--	Peak	340.00	150	Horizontal	N/A
5**	12074.375	38.20	20.67	54.0	-15.80	AV	0.00	150	Horizontal	Pass
5	12074.375	47.76	20.67	74.0	-26.24	Peak	0.00	150	Horizontal	Pass
6**	15665.063	39.68	26.43	54.0	-14.32	AV	67.00	150	Horizontal	Pass
6	15665.063	49.73	26.43	74.0	-24.27	Peak	67.00	150	Horizontal	Pass

1 GHz to 18 GHz, Band III 11ac40 ANT V Middle channel

No.	Frequency (MHz)	Results (dBuV/m)	Factor (dB)	Limit (dBuV/m)	Over Limit (dB)	Detector	Table (o)	Height (cm)	ANT	Verdict
1**	1580.500	27.55	-15.47	54.0	-26.45	AV	195.00	150	Vertical	Pass
1	1580.500	40.32	-15.47	74.0	-33.68	Peak	195.00	150	Vertical	Pass
2**	2826.500	31.05	-8.39	54.0	-22.95	AV	275.00	150	Vertical	Pass
2	2826.500	40.84	-8.39	74.0	-33.16	Peak	275.00	150	Vertical	Pass
3**	4801.000	37.50	-1.91	54.0	-16.50	AV	36.00	150	Vertical	Pass
3	4801.000	47.09	-1.91	74.0	-26.91	Peak	36.00	150	Vertical	Pass
4**	5583.000	78.43	-0.16	--	--	AV	22.00	150	Vertical	N/A
4	5583.000	86.56	-0.16	--	--	Peak	22.00	150	Vertical	N/A
5**	11164.438	36.23	18.62	54.0	-17.77	AV	175.00	150	Vertical	Pass
5	11164.438	47.71	18.62	74.0	-26.29	Peak	175.00	150	Vertical	Pass
6**	15669.000	39.68	26.25	54.0	-14.32	AV	68.00	150	Vertical	Pass
6	15669.000	49.95	26.25	74.0	-24.05	Peak	68.00	150	Vertical	Pass

1 GHz to 18 GHz, Band III 11ac40 ANT H Middle channel

No.	Frequency (MHz)	Results (dBuV/m)	Factor (dB)	Limit (dBuV/m)	Over Limit (dB)	Detector	Table (o)	Height (cm)	ANT	Verdict
1**	1584.000	30.26	-15.35	54.0	-23.74	AV	199.00	150	Horizontal	Pass
1	1584.000	38.15	-15.35	74.0	-35.85	Peak	199.00	150	Horizontal	Pass
2**	2780.500	37.32	-9.18	54.0	-16.68	AV	136.00	150	Horizontal	Pass
2	2780.500	43.31	-9.18	74.0	-30.69	Peak	136.00	150	Horizontal	Pass
3**	4810.000	37.32	-1.91	54.0	-16.68	AV	1.00	150	Horizontal	Pass
3	4810.000	47.65	-1.91	74.0	-26.35	Peak	1.00	150	Horizontal	Pass
4**	5595.000	84.83	-0.14	--	--	AV	309.00	150	Horizontal	N/A
4	5595.000	93.04	-0.14	--	--	Peak	309.00	150	Horizontal	N/A
5**	12041.312	37.84	20.47	54.0	-16.16	AV	361.00	150	Horizontal	Pass
5	12041.312	48.76	20.47	74.0	-25.24	Peak	361.00	150	Horizontal	Pass
6**	15813.375	41.11	25.00	54.0	-12.89	AV	318.00	150	Horizontal	Pass
6	15813.375	50.56	25.00	74.0	-23.44	Peak	318.00	150	Horizontal	Pass

1 GHz to 18 GHz, Band III 11ac40 ANT V High channel

No.	Frequency (MHz)	Results (dBuV/m)	Factor (dB)	Limit (dBuV/m)	Over Limit (dB)	Detector	Table (o)	Height (cm)	ANT	Verdict
1**	1584.000	30.13	-15.35	54.0	-23.87	AV	184.00	150	Vertical	Pass
1	1584.000	40.28	-15.35	74.0	-33.72	Peak	184.00	150	Vertical	Pass
2**	2780.500	38.99	-9.18	54.0	-15.01	AV	117.00	150	Vertical	Pass
2	2780.500	44.42	-9.18	74.0	-29.58	Peak	117.00	150	Vertical	Pass
3**	4791.000	37.41	-1.89	54.0	-16.59	AV	159.00	150	Vertical	Pass
3	4791.000	47.16	-1.89	74.0	-26.84	Peak	159.00	150	Vertical	Pass
4**	5686.000	78.39	0.07	--	--	AV	11.00	150	Vertical	N/A
4	5686.000	85.81	0.07	--	--	Peak	11.00	150	Vertical	N/A
5**	12108.875	37.72	20.74	54.0	-16.28	AV	137.00	150	Vertical	Pass
5	12108.875	47.96	20.74	74.0	-26.04	Peak	137.00	150	Vertical	Pass
6**	15670.313	40.15	26.18	54.0	-13.85	AV	-1.00	150	Vertical	Pass
6	15670.313	50.33	26.18	74.0	-23.67	Peak	-1.00	150	Vertical	Pass

1 GHz to 18 GHz, Band III 11ac40 ANT H High channel

No.	Frequency (MHz)	Results (dBuV/m)	Factor (dB)	Limit (dBuV/m)	Over Limit (dB)	Detector	Table (o)	Height (cm)	ANT	Verdict
1**	1584.000	32.36	-15.35	54.0	-21.64	AV	136.00	150	Horizontal	Pass
1	1584.000	39.75	-15.35	74.0	-34.25	Peak	136.00	150	Horizontal	Pass
2**	2768.500	30.71	-9.17	54.0	-23.29	AV	361.00	150	Horizontal	Pass
2	2768.500	41.74	-9.17	74.0	-32.26	Peak	361.00	150	Horizontal	Pass
3**	4812.000	37.32	-1.82	54.0	-16.68	AV	176.00	150	Horizontal	Pass
3	4812.000	47.40	-1.82	74.0	-26.60	Peak	176.00	150	Horizontal	Pass
4**	5665.000	84.76	-0.56	--	--	AV	350.00	150	Horizontal	N/A
4	5665.000	91.69	-0.56	--	--	Peak	350.00	150	Horizontal	N/A
5**	12121.813	37.98	20.71	54.0	-16.02	AV	305.00	150	Horizontal	Pass
5	12121.813	48.52	20.71	74.0	-25.48	Peak	305.00	150	Horizontal	Pass
6**	15669.000	40.31	26.25	54.0	-13.69	AV	14.00	150	Horizontal	Pass
6	15669.000	50.21	26.25	74.0	-23.79	Peak	14.00	150	Horizontal	Pass

1 GHz to 18 GHz, Band III 11ac80 ANT V Low channel

No.	Frequency (MHz)	Results (dBuV/m)	Factor (dB)	Limit (dBuV/m)	Over Limit (dB)	Detector	Table (o)	Height (cm)	ANT	Verdict
1**	1584.000	31.48	-15.35	54.0	-22.52	AV	161.00	150	Vertical	Pass
1	1584.000	39.62	-15.35	74.0	-34.38	Peak	161.00	150	Vertical	Pass
2**	2777.500	30.36	-9.01	54.0	-23.64	AV	161.00	150	Vertical	Pass
2	2777.500	41.23	-9.01	74.0	-32.77	Peak	161.00	150	Vertical	Pass
3**	4679.000	37.30	-2.15	54.0	-16.70	AV	192.00	150	Vertical	Pass
3	4679.000	47.39	-2.15	74.0	-26.61	Peak	192.00	150	Vertical	Pass
4**	5527.000	79.95	-0.16	--	--	AV	0.00	150	Vertical	N/A
4	5527.000	87.62	-0.16	--	--	Peak	0.00	150	Vertical	N/A
5**	12607.688	40.32	22.11	54.0	-13.68	AV	273.00	150	Vertical	Pass
5	12607.688	52.07	22.11	74.0	-21.93	Peak	273.00	150	Vertical	Pass
6**	15583.688	42.25	27.10	54.0	-11.75	AV	2.00	150	Vertical	Pass
6	15583.688	53.58	27.10	74.0	-20.42	Peak	2.00	150	Vertical	Pass

1 GHz to 18 GHz, Band III 11ac80 ANT H Low channel

No.	Frequency (MHz)	Results (dBuV/m)	Factor (dB)	Limit (dBuV/m)	Over Limit (dB)	Detector	Table (o)	Height (cm)	ANT	Verdict
1**	1583.500	25.80	-15.39	54.0	-28.20	AV	114.00	150	Horizontal	Pass
1	1583.500	38.21	-15.39	74.0	-35.79	Peak	114.00	150	Horizontal	Pass
2**	2847.500	33.56	-8.62	54.0	-20.44	AV	123.00	150	Horizontal	Pass
2	2847.500	44.02	-8.62	74.0	-29.98	Peak	123.00	150	Horizontal	Pass
3**	4830.000	37.10	-1.58	54.0	-16.90	AV	214.00	150	Horizontal	Pass
3	4830.000	48.32	-1.58	74.0	-25.68	Peak	214.00	150	Horizontal	Pass
4**	5532.000	85.41	-0.08	--	--	AV	333.00	150	Horizontal	N/A
4	5532.000	93.57	-0.08	--	--	Peak	333.00	150	Horizontal	N/A
5**	12563.125	40.92	21.86	54.0	-13.08	AV	18.00	150	Horizontal	Pass
5	12563.125	51.68	21.86	74.0	-22.32	Peak	18.00	150	Horizontal	Pass
6**	15682.125	43.03	25.68	54.0	-10.97	AV	305.00	150	Horizontal	Pass
6	15682.125	53.73	25.68	74.0	-20.27	Peak	305.00	150	Horizontal	Pass

1 GHz to 18 GHz, Band III 11ac80 ANT V High channel

No.	Frequency (MHz)	Results (dBuV/m)	Factor (dB)	Limit (dBuV/m)	Over Limit (dB)	Detector	Table (o)	Height (cm)	ANT	Verdict
1**	1580.000	26.15	-15.50	54.0	-27.85	AV	182.00	150	Vertical	Pass
1	1580.000	41.83	-15.50	74.0	-32.17	Peak	182.00	150	Vertical	Pass
2**	2825.500	34.14	-8.46	54.0	-19.86	AV	193.00	150	Vertical	Pass
2	2825.500	43.18	-8.46	74.0	-30.82	Peak	193.00	150	Vertical	Pass
3**	4827.000	37.48	-1.39	54.0	-16.52	AV	0.00	150	Vertical	Pass
3	4827.000	48.34	-1.39	74.0	-25.66	Peak	0.00	150	Vertical	Pass
4**	5614.000	80.32	-0.41	--	--	AV	18.00	150	Vertical	N/A
4	5614.000	87.59	-0.41	--	--	Peak	18.00	150	Vertical	N/A
5**	12116.062	39.17	20.71	54.0	-14.83	AV	225.00	150	Vertical	Pass
5	12116.062	49.90	20.71	74.0	-24.10	Peak	225.00	150	Vertical	Pass
6**	15671.625	42.47	26.12	54.0	-11.53	AV	8.00	150	Vertical	Pass
6	15671.625	53.39	26.12	74.0	-20.61	Peak	8.00	150	Vertical	Pass

1 GHz to 18 GHz, Band III 11ac80 ANT H High channel

No.	Frequency (MHz)	Results (dBuV/m)	Factor (dB)	Limit (dBuV/m)	Over Limit (dB)	Detector	Table (o)	Height (cm)	ANT	Verdict
1**	1584.000	30.51	-15.35	54.0	-23.49	AV	355.00	150	Horizontal	Pass
1	1584.000	38.06	-15.35	74.0	-35.94	Peak	355.00	150	Horizontal	Pass
2**	2707.500	33.55	-9.64	54.0	-20.45	AV	346.00	150	Horizontal	Pass
2	2707.500	43.81	-9.64	74.0	-30.19	Peak	346.00	150	Horizontal	Pass
3**	4795.000	37.49	-1.91	54.0	-16.51	AV	298.00	150	Horizontal	Pass
3	4795.000	48.32	-1.91	74.0	-25.68	Peak	298.00	150	Horizontal	Pass
4**	5608.000	85.70	-0.34	--	--	AV	332.00	150	Horizontal	N/A
4	5608.000	93.18	-0.34	--	--	Peak	332.00	150	Horizontal	N/A
5**	12609.125	40.28	22.13	54.0	-13.72	AV	268.00	150	Horizontal	Pass
5	12609.125	50.94	22.13	74.0	-23.06	Peak	268.00	150	Horizontal	Pass
6**	15680.812	43.56	25.71	54.0	-10.44	AV	1.00	150	Horizontal	Pass
6	15680.812	53.42	25.71	74.0	-20.58	Peak	1.00	150	Horizontal	Pass

1 GHz to 18 GHz, Band IV 11a ANT V Low channel

No.	Frequency (MHz)	Results (dBuV/m)	Factor (dB)	Limit (dBuV/m)	Over Limit (dB)	Detector	Table (o)	Height (cm)	ANT	Verdict
1**	1584.000	31.54	-15.35	54.0	-22.46	AV	180.00	150	Vertical	Pass
1	1584.000	39.91	-15.35	74.0	-34.09	Peak	180.00	150	Vertical	Pass
2**	2851.000	32.67	-8.58	54.0	-21.33	AV	180.00	150	Vertical	Pass
2	2851.000	45.16	-8.58	74.0	-28.84	Peak	180.00	150	Vertical	Pass
3**	4855.000	37.11	-1.50	54.0	-16.89	AV	235.00	150	Vertical	Pass
3	4855.000	48.43	-1.50	74.0	-25.57	Peak	235.00	150	Vertical	Pass
4**	5747.000	91.61	-0.18	--	--	AV	10.00	150	Vertical	N/A
4	5747.000	99.85	-0.18	--	--	Peak	10.00	150	Vertical	N/A
5**	12042.750	39.72	20.47	54.0	-14.28	AV	140.00	150	Vertical	Pass
5	12042.750	50.26	20.47	74.0	-23.74	Peak	140.00	150	Vertical	Pass
6**	15578.438	42.64	27.31	54.0	-11.36	AV	353.00	150	Vertical	Pass
6	15578.438	53.96	27.31	74.0	-20.04	Peak	353.00	150	Vertical	Pass

1 GHz to 18 GHz, Band IV 11a ANT H Low channel

No.	Frequency (MHz)	Results (dBuV/m)	Factor (dB)	Limit (dBuV/m)	Over Limit (dB)	Detector	Table (o)	Height (cm)	ANT	Verdict
1**	1584.000	31.79	-15.35	54.0	-22.21	AV	154.00	150	Horizontal	Pass
1	1584.000	39.19	-15.35	74.0	-34.81	Peak	154.00	150	Horizontal	Pass
2**	2853.500	37.55	-8.57	54.0	-16.45	AV	131.00	150	Horizontal	Pass
2	2853.500	43.01	-8.57	74.0	-30.99	Peak	131.00	150	Horizontal	Pass
3**	4788.000	36.75	-2.02	54.0	-17.25	AV	203.00	150	Horizontal	Pass
3	4788.000	47.80	-2.02	74.0	-26.20	Peak	203.00	150	Horizontal	Pass
4**	5749.000	96.41	-0.16	--	--	AV	291.00	150	Horizontal	N/A
4	5749.000	103.34	-0.16	--	--	Peak	291.00	150	Horizontal	N/A
5**	12011.125	39.38	20.25	54.0	-14.62	AV	235.00	150	Horizontal	Pass
5	12011.125	50.07	20.25	74.0	-23.93	Peak	235.00	150	Horizontal	Pass
6**	15663.750	42.26	26.49	54.0	-11.74	AV	4.00	150	Horizontal	Pass
6	15663.750	53.44	26.49	74.0	-20.56	Peak	4.00	150	Horizontal	Pass

1 GHz to 18 GHz, Band IV 11a ANT V Middle channel

No.	Frequency (MHz)	Results (dBuV/m)	Factor (dB)	Limit (dBuV/m)	Over Limit (dB)	Detector	Table (o)	Height (cm)	ANT	Verdict
1**	1584.000	31.15	-15.35	54.0	-22.85	AV	170.00	150	Vertical	Pass
1	1584.000	38.85	-15.35	74.0	-35.15	Peak	170.00	150	Vertical	Pass
2**	2834.500	30.39	-8.51	54.0	-23.61	AV	313.00	150	Vertical	Pass
2	2834.500	41.40	-8.51	74.0	-32.60	Peak	313.00	150	Vertical	Pass
3**	4695.000	37.24	-2.45	54.0	-16.76	AV	-1.00	150	Vertical	Pass
3	4695.000	47.74	-2.45	74.0	-26.26	Peak	-1.00	150	Vertical	Pass
4**	5787.000	90.68	0.40	--	--	AV	1.00	150	Vertical	N/A
4	5787.000	98.32	0.40	--	--	Peak	1.00	150	Vertical	N/A
5**	12018.312	40.03	20.21	54.0	-13.97	AV	293.00	150	Vertical	Pass
5	12018.312	51.15	20.21	74.0	-22.85	Peak	293.00	150	Vertical	Pass
6**	15569.250	41.92	27.07	54.0	-12.08	AV	12.00	150	Vertical	Pass
6	15569.250	53.99	27.07	74.0	-20.01	Peak	12.00	150	Vertical	Pass

1 GHz to 18 GHz, Band IV 11a ANT H Middle channel

No.	Frequency (MHz)	Results (dBuV/m)	Factor (dB)	Limit (dBuV/m)	Over Limit (dB)	Detector	Table (o)	Height (cm)	ANT	Verdict
1**	1584.000	30.46	-15.35	54.0	-23.54	AV	168.00	150	Horizontal	Pass
1	1584.000	38.48	-15.35	74.0	-35.52	Peak	168.00	150	Horizontal	Pass
2**	2819.500	33.62	-8.90	54.0	-20.38	AV	121.00	150	Horizontal	Pass
2	2819.500	43.66	-8.90	74.0	-30.34	Peak	121.00	150	Horizontal	Pass
3**	4803.000	36.97	-1.92	54.0	-17.03	AV	360.00	150	Horizontal	Pass
3	4803.000	48.66	-1.92	74.0	-25.34	Peak	360.00	150	Horizontal	Pass
4**	5782.000	95.71	0.29	--	--	AV	346.00	150	Horizontal	N/A
4	5782.000	102.72	0.29	--	--	Peak	346.00	150	Horizontal	N/A
5**	12307.250	38.15	21.68	54.0	-15.85	AV	298.00	150	Horizontal	Pass
5	12307.250	50.44	21.68	74.0	-23.56	Peak	298.00	150	Horizontal	Pass
6**	15661.125	43.05	26.62	54.0	-10.95	AV	1.00	150	Horizontal	Pass
6	15661.125	53.30	26.62	74.0	-20.70	Peak	1.00	150	Horizontal	Pass

1 GHz to 18 GHz, Band IV 11a ANT V High channel

No.	Frequency (MHz)	Results (dBuV/m)	Factor (dB)	Limit (dBuV/m)	Over Limit (dB)	Detector	Table (o)	Height (cm)	ANT	Verdict
1**	1584.000	31.44	-15.35	54.0	-22.56	AV	162.00	150	Vertical	Pass
1	1584.000	39.65	-15.35	74.0	-34.35	Peak	162.00	150	Vertical	Pass
2**	2780.500	30.36	-9.18	54.0	-23.64	AV	287.00	150	Vertical	Pass
2	2780.500	41.91	-9.18	74.0	-32.09	Peak	287.00	150	Vertical	Pass
3**	4884.000	37.43	-1.61	54.0	-16.57	AV	49.00	150	Vertical	Pass
3	4884.000	48.96	-1.61	74.0	-25.04	Peak	49.00	150	Vertical	Pass
4**	5827.000	91.21	0.52	--	--	AV	22.00	150	Vertical	N/A
4	5827.000	99.24	0.52	--	--	Peak	22.00	150	Vertical	N/A
5**	11522.375	38.09	19.81	54.0	-15.91	AV	1.00	150	Vertical	Pass
5	11522.375	49.68	19.81	74.0	-24.32	Peak	1.00	150	Vertical	Pass
6**	15671.625	42.93	26.12	54.0	-11.07	AV	12.00	150	Vertical	Pass
6	15671.625	53.88	26.12	74.0	-20.12	Peak	12.00	150	Vertical	Pass

1 GHz to 18 GHz, Band IV 11a ANT H High channel

No.	Frequency (MHz)	Results (dBuV/m)	Factor (dB)	Limit (dBuV/m)	Over Limit (dB)	Detector	Table (o)	Height (cm)	ANT	Verdict
1**	1583.500	25.76	-15.39	54.0	-28.24	AV	173.00	150	Horizontal	Pass
1	1583.500	38.03	-15.39	74.0	-35.97	Peak	173.00	150	Horizontal	Pass
2**	2752.500	39.53	-9.47	54.0	-14.47	AV	186.00	150	Horizontal	Pass
2	2752.500	45.12	-9.47	74.0	-28.88	Peak	186.00	150	Horizontal	Pass
3**	4692.000	37.21	-2.38	54.0	-16.79	AV	228.00	150	Horizontal	Pass
3	4692.000	47.96	-2.38	74.0	-26.04	Peak	228.00	150	Horizontal	Pass
4**	5826.000	94.44	0.42	--	--	AV	324.00	150	Horizontal	N/A
4	5826.000	103.61	0.42	--	--	Peak	324.00	150	Horizontal	N/A
5**	12560.250	41.15	21.90	54.0	-12.85	AV	7.00	150	Horizontal	Pass
5	12560.250	51.26	21.90	74.0	-22.74	Peak	7.00	150	Horizontal	Pass
6**	15678.188	42.72	25.82	54.0	-11.28	AV	173.00	150	Horizontal	Pass
6	15678.188	53.96	25.82	74.0	-20.04	Peak	173.00	150	Horizontal	Pass

1 GHz to 18 GHz, Band IV 11n20 ANT V Low channel

No.	Frequency (MHz)	Results (dBuV/m)	Factor (dB)	Limit (dBuV/m)	Over Limit (dB)	Detector	Table (o)	Height (cm)	ANT	Verdict
1**	1583.500	26.06	-15.39	54.0	-27.94	AV	201.00	150	Vertical	Pass
1	1583.500	39.62	-15.39	74.0	-34.38	Peak	201.00	150	Vertical	Pass
2**	2852.000	30.93	-8.58	54.0	-23.07	AV	360.00	150	Vertical	Pass
2	2852.000	41.51	-8.58	74.0	-32.49	Peak	360.00	150	Vertical	Pass
3**	4834.000	37.76	-1.63	54.0	-16.24	AV	269.00	150	Vertical	Pass
3	4834.000	48.15	-1.63	74.0	-25.85	Peak	269.00	150	Vertical	Pass
4**	5743.000	90.73	-0.21	--	--	AV	0.00	150	Vertical	N/A
4	5743.000	98.11	-0.21	--	--	Peak	0.00	150	Vertical	N/A
5**	11585.625	37.97	19.90	54.0	-16.03	AV	53.00	150	Vertical	Pass
5	11585.625	49.48	19.90	74.0	-24.52	Peak	53.00	150	Vertical	Pass
6**	15661.125	42.20	26.62	54.0	-11.80	AV	12.00	150	Vertical	Pass
6	15661.125	54.17	26.62	74.0	-19.83	Peak	12.00	150	Vertical	Pass

1 GHz to 18 GHz, Band IV 11n20 ANT H Low channel

No.	Frequency (MHz)	Results (dBuV/m)	Factor (dB)	Limit (dBuV/m)	Over Limit (dB)	Detector	Table (o)	Height (cm)	ANT	Verdict
1**	1584.000	30.72	-15.35	54.0	-23.28	AV	151.00	150	Horizontal	Pass
1	1584.000	39.62	-15.35	74.0	-34.38	Peak	151.00	150	Horizontal	Pass
2**	2836.500	35.46	-8.63	54.0	-18.54	AV	358.00	150	Horizontal	Pass
2	2836.500	42.83	-8.63	74.0	-31.17	Peak	358.00	150	Horizontal	Pass
3**	4805.000	37.09	-1.99	54.0	-16.91	AV	217.00	150	Horizontal	Pass
3	4805.000	48.38	-1.99	74.0	-25.62	Peak	217.00	150	Horizontal	Pass
4**	5743.000	95.92	-0.21	--	--	AV	280.00	150	Horizontal	N/A
4	5743.000	103.77	-0.21	--	--	Peak	280.00	150	Horizontal	N/A
5**	12084.437	39.30	20.76	54.0	-14.70	AV	70.00	150	Horizontal	Pass
5	12084.437	50.01	20.76	74.0	-23.99	Peak	70.00	150	Horizontal	Pass
6**	15650.625	41.23	26.92	54.0	-12.77	AV	4.00	150	Horizontal	Pass
6	15650.625	53.14	26.92	74.0	-20.86	Peak	4.00	150	Horizontal	Pass

1 GHz to 18 GHz, Band IV 11n20 ANT V Middle channel

No.	Frequency (MHz)	Results (dBuV/m)	Factor (dB)	Limit (dBuV/m)	Over Limit (dB)	Detector	Table (o)	Height (cm)	ANT	Verdict
1**	1584.000	31.51	-15.35	54.0	-22.49	AV	171.00	150	Vertical	Pass
1	1584.000	39.94	-15.35	74.0	-34.06	Peak	171.00	150	Vertical	Pass
2**	2748.000	29.78	-9.43	54.0	-24.22	AV	144.00	150	Vertical	Pass
2	2748.000	41.05	-9.43	74.0	-32.95	Peak	144.00	150	Vertical	Pass
3**	4797.000	37.22	-1.93	54.0	-16.78	AV	-1.00	150	Vertical	Pass
3	4797.000	48.53	-1.93	74.0	-25.47	Peak	-1.00	150	Vertical	Pass
4**	5785.000	85.67	0.36	--	--	AV	10.00	150	Vertical	N/A
4	5785.000	96.08	0.36	--	--	Peak	10.00	150	Vertical	N/A
5**	12015.438	40.21	20.22	54.0	-13.79	AV	265.00	150	Vertical	Pass
5	12015.438	50.53	20.22	74.0	-23.47	Peak	265.00	150	Vertical	Pass
6**	15587.625	41.70	26.83	54.0	-12.30	AV	4.00	150	Vertical	Pass
6	15587.625	53.33	26.83	74.0	-20.67	Peak	4.00	150	Vertical	Pass

1 GHz to 18 GHz, Band IV 11n20 ANT H Middle channel

No.	Frequency (MHz)	Results (dBuV/m)	Factor (dB)	Limit (dBuV/m)	Over Limit (dB)	Detector	Table (o)	Height (cm)	ANT	Verdict
1**	1584.000	30.38	-15.35	54.0	-23.62	AV	169.00	150	Horizontal	Pass
1	1584.000	39.45	-15.35	74.0	-34.55	Peak	169.00	150	Horizontal	Pass
2**	2763.500	35.81	-9.25	54.0	-18.19	AV	169.00	150	Horizontal	Pass
2	2763.500	44.63	-9.25	74.0	-29.37	Peak	169.00	150	Horizontal	Pass
3**	4773.000	37.46	-2.01	54.0	-16.54	AV	0.00	150	Horizontal	Pass
3	4773.000	47.37	-2.01	74.0	-26.63	Peak	0.00	150	Horizontal	Pass
4**	5787.000	91.90	0.40	--	--	AV	340.00	150	Horizontal	N/A
4	5787.000	150.41	0.40	--	--	Peak	340.00	150	Horizontal	N/A
5**	12560.250	41.59	21.90	54.0	-12.41	AV	285.00	150	Horizontal	Pass
5	12560.250	51.06	21.90	74.0	-22.94	Peak	285.00	150	Horizontal	Pass
6**	15741.187	42.30	25.27	54.0	-11.70	AV	21.00	150	Horizontal	Pass
6	15741.187	53.50	25.27	74.0	-20.50	Peak	21.00	150	Horizontal	Pass

1 GHz to 18 GHz, Band IV 11n20 ANT V High channel

No.	Frequency (MHz)	Results (dBuV/m)	Factor (dB)	Limit (dBuV/m)	Over Limit (dB)	Detector	Table (o)	Height (cm)	ANT	Verdict
1**	1584.000	32.72	-15.35	54.0	-21.28	AV	178.00	150	Vertical	Pass
1	1584.000	40.15	-15.35	74.0	-33.85	Peak	178.00	150	Vertical	Pass
2**	2849.000	30.63	-8.59	54.0	-23.37	AV	361.00	150	Vertical	Pass
2	2849.000	41.94	-8.59	74.0	-32.06	Peak	361.00	150	Vertical	Pass
3**	4924.000	37.94	-1.56	54.0	-16.06	AV	193.00	150	Vertical	Pass
3	4924.000	47.74	-1.56	74.0	-26.26	Peak	193.00	150	Vertical	Pass
4**	5823.000	91.48	0.23	--	--	AV	3.00	150	Vertical	N/A
4	5823.000	98.04	0.23	--	--	Peak	3.00	150	Vertical	N/A
5**	12047.062	39.54	20.47	54.0	-14.46	AV	180.00	150	Vertical	Pass
5	12047.062	50.15	20.47	74.0	-23.85	Peak	180.00	150	Vertical	Pass
6**	15662.437	42.34	26.55	54.0	-11.66	AV	10.00	150	Vertical	Pass
6	15662.437	53.75	26.55	74.0	-20.25	Peak	10.00	150	Vertical	Pass

1 GHz to 18 GHz, Band IV 11n20 ANT H High channel

No.	Frequency (MHz)	Results (dBuV/m)	Factor (dB)	Limit (dBuV/m)	Over Limit (dB)	Detector	Table (o)	Height (cm)	ANT	Verdict
1**	1584.000	32.00	-15.35	54.0	-22.00	AV	157.00	150	Horizontal	Pass
1	1584.000	40.45	-15.35	74.0	-33.55	Peak	157.00	150	Horizontal	Pass
2**	2843.000	30.97	-8.71	54.0	-23.03	AV	157.00	150	Horizontal	Pass
2	2843.000	41.51	-8.71	74.0	-32.49	Peak	157.00	150	Horizontal	Pass
3**	4694.000	36.74	-2.47	54.0	-17.26	AV	318.00	150	Horizontal	Pass
3	4694.000	47.96	-2.47	74.0	-26.04	Peak	318.00	150	Horizontal	Pass
4**	5833.000	96.67	0.70	--	--	AV	350.00	150	Horizontal	N/A
4	5833.000	103.23	0.70	--	--	Peak	350.00	150	Horizontal	N/A
5**	12090.188	39.75	20.77	54.0	-14.25	AV	115.00	150	Horizontal	Pass
5	12090.188	50.42	20.77	74.0	-23.58	Peak	115.00	150	Horizontal	Pass
6**	15587.625	42.39	26.83	54.0	-11.61	AV	8.00	150	Horizontal	Pass
6	15587.625	53.62	26.83	74.0	-20.38	Peak	8.00	150	Horizontal	Pass

1 GHz to 18 GHz, Band IV 11n40 ANT V Low channel

No.	Frequency (MHz)	Results (dBuV/m)	Factor (dB)	Limit (dBuV/m)	Over Limit (dB)	Detector	Table (o)	Height (cm)	ANT	Verdict
1**	1584.000	30.66	-15.35	54.0	-23.34	AV	289.00	150	Vertical	Pass
1	1584.000	38.46	-15.35	74.0	-35.54	Peak	289.00	150	Vertical	Pass
2**	2788.000	30.23	-9.51	54.0	-23.77	AV	8.00	150	Vertical	Pass
2	2788.000	41.75	-9.51	74.0	-32.25	Peak	8.00	150	Vertical	Pass
3**	4852.000	37.51	-1.56	54.0	-16.49	AV	122.00	150	Vertical	Pass
3	4852.000	47.70	-1.56	74.0	-26.30	Peak	122.00	150	Vertical	Pass
4**	5757.000	86.48	-0.08	--	--	AV	360.00	150	Vertical	N/A
4	5757.000	94.57	-0.08	--	--	Peak	360.00	150	Vertical	N/A
5**	12150.250	39.07	20.78	54.0	-14.93	AV	125.00	150	Vertical	Pass
5	12150.250	50.73	20.78	74.0	-23.27	Peak	125.00	150	Vertical	Pass
6**	15679.500	42.34	25.75	54.0	-11.66	AV	8.00	150	Vertical	Pass
6	15679.500	53.53	25.75	74.0	-20.47	Peak	8.00	150	Vertical	Pass

1 GHz to 18 GHz, Band IV 11n40 ANT H Low channel

No.	Frequency (MHz)	Results (dBuV/m)	Factor (dB)	Limit (dBuV/m)	Over Limit (dB)	Detector	Table (o)	Height (cm)	ANT	Verdict
1**	1584.000	32.58	-15.35	54.0	-21.42	AV	151.00	150	Horizontal	Pass
1	1584.000	40.57	-15.35	74.0	-33.43	Peak	151.00	150	Horizontal	Pass
2**	2708.000	42.98	-9.63	54.0	-11.02	AV	196.00	150	Horizontal	Pass
2	2708.000	46.07	-9.63	74.0	-27.93	Peak	196.00	150	Horizontal	Pass
3**	4961.000	37.69	-1.75	54.0	-16.31	AV	267.00	150	Horizontal	Pass
3	4961.000	49.56	-1.75	74.0	-24.44	Peak	267.00	150	Horizontal	Pass
4**	5762.000	93.02	-0.24	--	--	AV	332.00	150	Horizontal	N/A
4	5762.000	101.70	-0.24	--	--	Peak	332.00	150	Horizontal	N/A
5**	12547.313	41.02	21.75	54.0	-12.98	AV	361.00	150	Horizontal	Pass
5	12547.313	51.14	21.75	74.0	-22.86	Peak	361.00	150	Horizontal	Pass
6**	15662.437	42.08	26.55	54.0	-11.92	AV	10.00	150	Horizontal	Pass
6	15662.437	53.64	26.55	74.0	-20.36	Peak	10.00	150	Horizontal	Pass

1 GHz to 18 GHz, Band IV 11n40 ANT V High channel

No.	Frequency (MHz)	Results (dBuV/m)	Factor (dB)	Limit (dBuV/m)	Over Limit (dB)	Detector	Table (o)	Height (cm)	ANT	Verdict
1**	1576.000	26.12	-15.55	54.0	-27.88	AV	177.00	150	Vertical	Pass
1	1576.000	39.10	-15.55	74.0	-34.90	Peak	177.00	150	Vertical	Pass
2**	2814.500	30.73	-9.26	54.0	-23.27	AV	0.00	150	Vertical	Pass
2	2814.500	41.62	-9.26	74.0	-32.38	Peak	0.00	150	Vertical	Pass
3**	4850.000	37.65	-1.50	54.0	-16.35	AV	114.00	150	Vertical	Pass
3	4850.000	48.30	-1.50	74.0	-25.70	Peak	114.00	150	Vertical	Pass
4**	5790.000	87.57	0.33	--	--	AV	12.00	150	Vertical	N/A
4	5790.000	94.97	0.33	--	--	Peak	12.00	150	Vertical	N/A
5**	12545.875	40.82	21.74	54.0	-13.18	AV	360.00	150	Vertical	Pass
5	12545.875	51.76	21.74	74.0	-22.24	Peak	360.00	150	Vertical	Pass
6**	15586.312	42.12	26.92	54.0	-11.88	AV	12.00	150	Vertical	Pass
6	15586.312	53.68	26.92	74.0	-20.32	Peak	12.00	150	Vertical	Pass

1 GHz to 18 GHz, Band IV 11n40 ANT H High channel

No.	Frequency (MHz)	Results (dBuV/m)	Factor (dB)	Limit (dBuV/m)	Over Limit (dB)	Detector	Table (o)	Height (cm)	ANT	Verdict
1**	1584.000	32.04	-15.35	54.0	-21.96	AV	138.00	150	Horizontal	Pass
1	1584.000	40.10	-15.35	74.0	-33.90	Peak	138.00	150	Horizontal	Pass
2**	2837.500	30.55	-8.69	54.0	-23.45	AV	0.00	150	Horizontal	Pass
2	2837.500	41.57	-8.69	74.0	-32.43	Peak	0.00	150	Horizontal	Pass
3**	4828.000	37.62	-1.38	54.0	-16.38	AV	79.00	150	Horizontal	Pass
3	4828.000	47.78	-1.38	74.0	-26.22	Peak	79.00	150	Horizontal	Pass
4**	5789.000	92.20	0.38	--	--	AV	339.00	150	Horizontal	N/A
4	5789.000	99.35	0.38	--	--	Peak	339.00	150	Horizontal	N/A
5**	11923.438	38.81	20.25	54.0	-15.19	AV	26.00	150	Horizontal	Pass
5	11923.438	50.04	20.25	74.0	-23.96	Peak	26.00	150	Horizontal	Pass
6**	15718.875	41.71	25.72	54.0	-12.29	AV	106.00	150	Horizontal	Pass
6	15718.875	54.48	25.72	74.0	-19.52	Peak	106.00	150	Horizontal	Pass

1 GHz to 18 GHz, Band IV 11ac20 ANT V Low channel

No.	Frequency (MHz)	Results (dBuV/m)	Factor (dB)	Limit (dBuV/m)	Over Limit (dB)	Detector	Table (o)	Height (cm)	ANT	Verdict
1**	1579.000	26.63	-15.55	54.0	-27.37	AV	203.00	150	Vertical	Pass
1	1579.000	39.25	-15.55	74.0	-34.75	Peak	203.00	150	Vertical	Pass
2**	2825.500	35.56	-8.46	54.0	-18.44	AV	188.00	150	Vertical	Pass
2	2825.500	45.62	-8.46	74.0	-28.38	Peak	188.00	150	Vertical	Pass
3**	4811.000	37.16	-1.86	54.0	-16.84	AV	351.00	150	Vertical	Pass
3	4811.000	47.34	-1.86	74.0	-26.66	Peak	351.00	150	Vertical	Pass
4**	5753.000	88.00	-0.00	--	--	AV	9.00	150	Vertical	N/A
4	5753.000	94.28	-0.00	--	--	Peak	9.00	150	Vertical	N/A
5**	12114.625	37.62	20.72	54.0	-16.38	AV	327.00	150	Vertical	Pass
5	12114.625	47.56	20.72	74.0	-26.44	Peak	327.00	150	Vertical	Pass
6**	15672.937	39.19	26.06	54.0	-14.81	AV	167.00	150	Vertical	Pass
6	15672.937	49.82	26.06	74.0	-24.18	Peak	167.00	150	Vertical	Pass

1 GHz to 18 GHz, Band IV 11ac20 ANT H Low channel

No.	Frequency (MHz)	Results (dBuV/m)	Factor (dB)	Limit (dBuV/m)	Over Limit (dB)	Detector	Table (o)	Height (cm)	ANT	Verdict
1**	1584.000	31.72	-15.35	54.0	-22.28	AV	150.00	150	Horizontal	Pass
1	1584.000	39.08	-15.35	74.0	-34.92	Peak	150.00	150	Horizontal	Pass
2**	2707.500	36.71	-9.64	54.0	-17.29	AV	178.00	150	Horizontal	Pass
2	2707.500	45.41	-9.64	74.0	-28.59	Peak	178.00	150	Horizontal	Pass
3**	4744.000	36.39	-2.73	54.0	-17.61	AV	360.00	150	Horizontal	Pass
3	4744.000	47.19	-2.73	74.0	-26.81	Peak	360.00	150	Horizontal	Pass
4**	5752.000	91.94	-0.00	--	--	AV	357.00	150	Horizontal	N/A
4	5752.000	99.98	-0.00	--	--	Peak	357.00	150	Horizontal	N/A
5**	12064.312	37.59	20.53	54.0	-16.41	AV	164.00	150	Horizontal	Pass
5	12064.312	48.36	20.53	74.0	-25.64	Peak	164.00	150	Horizontal	Pass
6**	15571.875	38.78	27.14	54.0	-15.22	AV	14.00	150	Horizontal	Pass
6	15571.875	49.64	27.14	74.0	-24.36	Peak	14.00	150	Horizontal	Pass

1 GHz to 18 GHz, Band IV 11ac20 ANT V Middle channel

No.	Frequency (MHz)	Results (dBuV/m)	Factor (dB)	Limit (dBuV/m)	Over Limit (dB)	Detector	Table (o)	Height (cm)	ANT	Verdict
1**	1584.000	33.20	-15.35	54.0	-20.80	AV	119.00	150	Vertical	Pass
1	1584.000	41.17	-15.35	74.0	-32.83	Peak	119.00	150	Vertical	Pass
2**	2758.000	37.85	-9.44	54.0	-16.15	AV	180.00	150	Vertical	Pass
2	2758.000	45.87	-9.44	74.0	-28.13	Peak	180.00	150	Vertical	Pass
3**	4804.000	37.14	-1.96	54.0	-16.86	AV	315.00	150	Vertical	Pass
3	4804.000	48.25	-1.96	74.0	-25.75	Peak	315.00	150	Vertical	Pass
4**	5781.000	92.06	0.29	--	--	AV	332.00	150	Vertical	N/A
4	5781.000	150.37	0.29	--	--	Peak	332.00	150	Vertical	N/A
5**	11637.375	37.42	20.37	54.0	-16.58	AV	153.00	150	Vertical	Pass
5	11637.375	48.58	20.37	74.0	-25.42	Peak	153.00	150	Vertical	Pass
6**	15813.375	40.71	25.00	54.0	-13.29	AV	36.00	150	Vertical	Pass
6	15813.375	49.69	25.00	74.0	-24.31	Peak	36.00	150	Vertical	Pass

1 GHz to 18 GHz, Band IV 11ac20 ANT H Middle channel

No.	Frequency (MHz)	Results (dBuV/m)	Factor (dB)	Limit (dBuV/m)	Over Limit (dB)	Detector	Table (o)	Height (cm)	ANT	Verdict
1**	1577.500	26.21	-15.53	54.0	-27.79	AV	250.00	150	Horizontal	Pass
1	1577.500	40.82	-15.53	74.0	-33.18	Peak	250.00	150	Horizontal	Pass
2**	2754.500	30.41	-9.55	54.0	-23.59	AV	339.00	150	Horizontal	Pass
2	2754.500	41.01	-9.55	74.0	-32.99	Peak	339.00	150	Horizontal	Pass
3**	4801.000	37.86	-1.91	54.0	-16.14	AV	-1.00	150	Horizontal	Pass
3	4801.000	47.50	-1.91	74.0	-26.50	Peak	-1.00	150	Horizontal	Pass
4**	5783.000	88.17	0.31	--	--	AV	2.00	150	Horizontal	N/A
4	5783.000	95.40	0.31	--	--	Peak	2.00	150	Horizontal	N/A
5**	12106.000	37.69	20.76	54.0	-16.31	AV	75.00	150	Horizontal	Pass
5	12106.000	47.97	20.76	74.0	-26.03	Peak	75.00	150	Horizontal	Pass
6**	15812.062	39.68	24.96	54.0	-14.32	AV	44.00	150	Horizontal	Pass
6	15812.062	50.26	24.96	74.0	-23.74	Peak	44.00	150	Horizontal	Pass

1 GHz to 18 GHz, Band IV 11ac20 ANT V High channel

No.	Frequency (MHz)	Results (dBuV/m)	Factor (dB)	Limit (dBuV/m)	Over Limit (dB)	Detector	Table (o)	Height (cm)	ANT	Verdict
1**	1407.000	31.97	-15.12	54.0	-22.03	AV	85.00	150	Vertical	Pass
1	1407.000	40.35	-15.12	74.0	-33.65	Peak	85.00	150	Vertical	Pass
2**	2769.000	34.54	-9.16	54.0	-19.46	AV	191.00	150	Vertical	Pass
2	2769.000	45.28	-9.16	74.0	-28.72	Peak	191.00	150	Vertical	Pass
3**	4787.000	37.50	-2.01	54.0	-16.50	AV	146.00	150	Vertical	Pass
3	4787.000	47.37	-2.01	74.0	-26.63	Peak	146.00	150	Vertical	Pass
4**	5832.000	93.30	0.66	--	--	AV	347.00	150	Vertical	N/A
4	5832.000	102.62	0.66	--	--	Peak	347.00	150	Vertical	N/A
5**	12077.250	38.21	20.71	54.0	-15.79	AV	92.00	150	Vertical	Pass
5	12077.250	48.46	20.71	74.0	-25.54	Peak	92.00	150	Vertical	Pass
6**	15754.313	39.78	25.39	54.0	-14.22	AV	13.00	150	Vertical	Pass
6	15754.313	49.37	25.39	74.0	-24.63	Peak	13.00	150	Vertical	Pass

1 GHz to 18 GHz, Band IV 11ac20 ANT H High channel

No.	Frequency (MHz)	Results (dBuV/m)	Factor (dB)	Limit (dBuV/m)	Over Limit (dB)	Detector	Table (o)	Height (cm)	ANT	Verdict
1**	1407.000	33.33	-15.12	54.0	-20.67	AV	243.00	150	Horizontal	Pass
1	1407.000	42.31	-15.12	74.0	-31.69	Peak	243.00	150	Horizontal	Pass
2**	2777.500	31.33	-9.01	54.0	-22.67	AV	360.00	150	Horizontal	Pass
2	2777.500	41.24	-9.01	74.0	-32.76	Peak	360.00	150	Horizontal	Pass
3**	4855.000	36.35	-1.50	54.0	-17.65	AV	97.00	150	Horizontal	Pass
3	4855.000	47.65	-1.50	74.0	-26.35	Peak	97.00	150	Horizontal	Pass
4**	5826.000	85.66	0.42	--	--	AV	6.00	150	Horizontal	N/A
4	5826.000	94.15	0.42	--	--	Peak	6.00	150	Horizontal	N/A
5**	12090.188	37.71	20.77	54.0	-16.29	AV	12.00	150	Horizontal	Pass
5	12090.188	48.93	20.77	74.0	-25.07	Peak	12.00	150	Horizontal	Pass
6**	15654.563	39.30	26.82	54.0	-14.70	AV	158.00	150	Horizontal	Pass
6	15654.563	50.20	26.82	74.0	-23.80	Peak	158.00	150	Horizontal	Pass

1 GHz to 18 GHz, Band IV 11ac40 ANT V Low channel

No.	Frequency (MHz)	Results (dBuV/m)	Factor (dB)	Limit (dBuV/m)	Over Limit (dB)	Detector	Table (o)	Height (cm)	ANT	Verdict
1**	1584.000	33.08	-15.35	54.0	-20.92	AV	141.00	150	Vertical	Pass
1	1584.000	40.61	-15.35	74.0	-33.39	Peak	141.00	150	Vertical	Pass
2**	2824.500	31.25	-8.53	54.0	-22.75	AV	22.00	150	Vertical	Pass
2	2824.500	42.27	-8.53	74.0	-31.73	Peak	22.00	150	Vertical	Pass
3**	4768.000	37.07	-2.05	54.0	-16.93	AV	70.00	150	Vertical	Pass
3	4768.000	46.87	-2.05	74.0	-27.13	Peak	70.00	150	Vertical	Pass
4**	5769.000	89.39	-0.17	--	--	AV	354.00	150	Vertical	N/A
4	5769.000	97.44	-0.17	--	--	Peak	354.00	150	Vertical	N/A
5**	12031.250	37.78	20.35	54.0	-16.22	AV	360.00	150	Vertical	Pass
5	12031.250	48.46	20.35	74.0	-25.54	Peak	360.00	150	Vertical	Pass
6**	15720.188	39.21	25.74	54.0	-14.79	AV	1.00	150	Vertical	Pass
6	15720.188	48.82	25.74	74.0	-25.18	Peak	1.00	150	Vertical	Pass

1 GHz to 18 GHz, Band IV 11ac40 ANT H Low channel

No.	Frequency (MHz)	Results (dBuV/m)	Factor (dB)	Limit (dBuV/m)	Over Limit (dB)	Detector	Table (o)	Height (cm)	ANT	Verdict
1**	1407.000	33.62	-15.12	54.0	-20.38	AV	260.00	150	Horizontal	Pass
1	1407.000	42.25	-15.12	74.0	-31.75	Peak	260.00	150	Horizontal	Pass
2**	2783.000	31.04	-9.31	54.0	-22.96	AV	277.00	150	Horizontal	Pass
2	2783.000	41.16	-9.31	74.0	-32.84	Peak	277.00	150	Horizontal	Pass
3**	4791.000	37.74	-1.89	54.0	-16.26	AV	-1.00	150	Horizontal	Pass
3	4791.000	47.61	-1.89	74.0	-26.39	Peak	-1.00	150	Horizontal	Pass
4**	5759.000	83.57	-0.09	--	--	AV	2.00	150	Horizontal	N/A
4	5759.000	90.24	-0.09	--	--	Peak	2.00	150	Horizontal	N/A
5**	11677.625	36.35	20.40	54.0	-17.65	AV	9.00	150	Horizontal	Pass
5	11677.625	46.92	20.40	74.0	-27.08	Peak	9.00	150	Horizontal	Pass
6**	15779.250	38.71	25.23	54.0	-15.29	AV	6.00	150	Horizontal	Pass
6	15779.250	49.98	25.23	74.0	-24.02	Peak	6.00	150	Horizontal	Pass

1 GHz to 18 GHz, Band IV 11ac40 ANT V High channel

No.	Frequency (MHz)	Results (dBuV/m)	Factor (dB)	Limit (dBuV/m)	Over Limit (dB)	Detector	Table (o)	Height (cm)	ANT	Verdict
1**	1407.000	32.26	-15.12	54.0	-21.74	AV	337.00	150	Vertical	Pass
1	1407.000	40.06	-15.12	74.0	-33.94	Peak	337.00	150	Vertical	Pass
2**	2851.000	34.44	-8.58	54.0	-19.56	AV	176.00	150	Vertical	Pass
2	2851.000	45.75	-8.58	74.0	-28.25	Peak	176.00	150	Vertical	Pass
3**	4792.000	37.25	-1.84	54.0	-16.75	AV	39.00	150	Vertical	Pass
3	4792.000	48.01	-1.84	74.0	-25.99	Peak	39.00	150	Vertical	Pass
4**	5801.000	89.25	0.14	--	--	AV	324.00	150	Vertical	N/A
4	5801.000	97.55	0.14	--	--	Peak	324.00	150	Vertical	N/A
5**	11618.688	37.41	20.38	54.0	-16.59	AV	9.00	150	Vertical	Pass
5	11618.688	47.36	20.38	74.0	-26.64	Peak	9.00	150	Vertical	Pass
6**	15812.062	39.23	24.96	54.0	-14.77	AV	6.00	150	Vertical	Pass
6	15812.062	49.59	24.96	74.0	-24.41	Peak	6.00	150	Vertical	Pass

1 GHz to 18 GHz, Band IV 11ac40 ANT H High channel

No.	Frequency (MHz)	Results (dBuV/m)	Factor (dB)	Limit (dBuV/m)	Over Limit (dB)	Detector	Table (o)	Height (cm)	ANT	Verdict
1**	1407.000	34.28	-15.12	54.0	-19.72	AV	243.00	150	Horizontal	Pass
1	1407.000	42.71	-15.12	74.0	-31.29	Peak	243.00	150	Horizontal	Pass
2**	2780.500	39.85	-9.18	54.0	-14.15	AV	209.00	150	Horizontal	Pass
2	2780.500	46.30	-9.18	74.0	-27.70	Peak	209.00	150	Horizontal	Pass
3**	4667.000	35.82	-2.21	54.0	-18.18	AV	325.00	150	Horizontal	Pass
3	4667.000	47.51	-2.21	74.0	-26.49	Peak	325.00	150	Horizontal	Pass
4**	5780.000	83.77	0.28	--	--	AV	5.00	150	Horizontal	N/A
4	5780.000	91.03	0.28	--	--	Peak	5.00	150	Horizontal	N/A
5**	12084.437	37.34	20.76	54.0	-16.66	AV	7.00	150	Horizontal	Pass
5	12084.437	47.81	20.76	74.0	-26.19	Peak	7.00	150	Horizontal	Pass
6**	15738.563	39.31	25.30	54.0	-14.69	AV	1.00	150	Horizontal	Pass
6	15738.563	49.55	25.30	74.0	-24.45	Peak	1.00	150	Horizontal	Pass

1 GHz to 18 GHz, Band IV 11ac80 ANT V Middle channel

No.	Frequency (MHz)	Results (dBuV/m)	Factor (dB)	Limit (dBuV/m)	Over Limit (dB)	Detector	Table (o)	Height (cm)	ANT	Verdict
1**	1584.000	31.24	-15.35	54.0	-22.76	AV	323.00	150	Vertical	Pass
1	1584.000	40.07	-15.35	74.0	-33.93	Peak	323.00	150	Vertical	Pass
2**	2831.000	38.95	-8.36	54.0	-15.05	AV	272.00	150	Vertical	Pass
2	2831.000	45.30	-8.36	74.0	-28.70	Peak	272.00	150	Vertical	Pass
3**	4911.000	37.93	-1.35	54.0	-16.07	AV	-1.00	150	Vertical	Pass
3	4911.000	48.58	-1.35	74.0	-25.42	Peak	-1.00	150	Vertical	Pass
4**	5784.000	83.53	0.33	--	--	AV	0.00	150	Vertical	N/A
4	5784.000	91.48	0.33	--	--	Peak	0.00	150	Vertical	N/A
5**	12048.500	39.62	20.47	54.0	-14.38	AV	199.00	150	Vertical	Pass
5	12048.500	50.67	20.47	74.0	-23.33	Peak	199.00	150	Vertical	Pass
6**	15581.062	42.39	27.28	54.0	-11.61	AV	1.00	150	Vertical	Pass
6	15581.062	54.37	27.28	74.0	-19.63	Peak	1.00	150	Vertical	Pass

1 GHz to 18 GHz, Band IV 11ac80 ANT H Middle channel

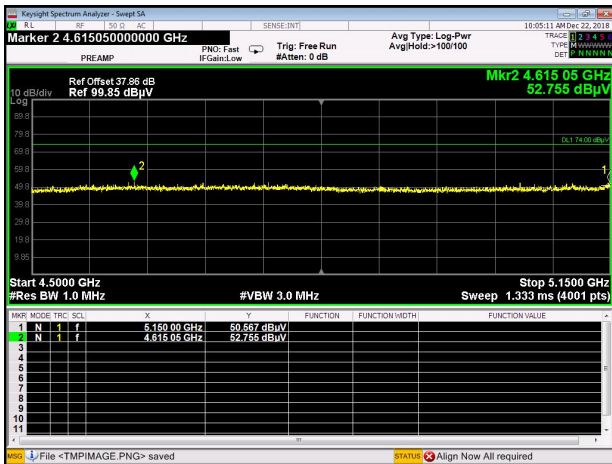
No.	Frequency (MHz)	Results (dBuV/m)	Factor (dB)	Limit (dBuV/m)	Over Limit (dB)	Detector	Table (o)	Height (cm)	ANT	Verdict
1**	1584.000	30.59	-15.35	54.0	-23.41	AV	135.00	150	Horizontal	Pass
1	1584.000	38.77	-15.35	74.0	-35.23	Peak	135.00	150	Horizontal	Pass
2**	2806.000	30.45	-9.17	54.0	-23.55	AV	282.00	150	Horizontal	Pass
2	2806.000	41.32	-9.17	74.0	-32.68	Peak	282.00	150	Horizontal	Pass
3**	4696.000	37.36	-2.39	54.0	-16.64	AV	101.00	150	Horizontal	Pass
3	4696.000	47.52	-2.39	74.0	-26.48	Peak	101.00	150	Horizontal	Pass
4**	5782.000	88.69	0.29	--	--	AV	345.00	150	Horizontal	N/A
4	5782.000	95.75	0.29	--	--	Peak	345.00	150	Horizontal	N/A
5**	12028.375	39.52	20.31	54.0	-14.48	AV	121.00	150	Horizontal	Pass
5	12028.375	50.23	20.31	74.0	-23.77	Peak	121.00	150	Horizontal	Pass
6**	15730.688	42.31	25.49	54.0	-11.69	AV	351.00	150	Horizontal	Pass
6	15730.688	54.08	25.49	74.0	-19.92	Peak	351.00	150	Horizontal	Pass

A.6.2 Band Edge (Restricted-band)

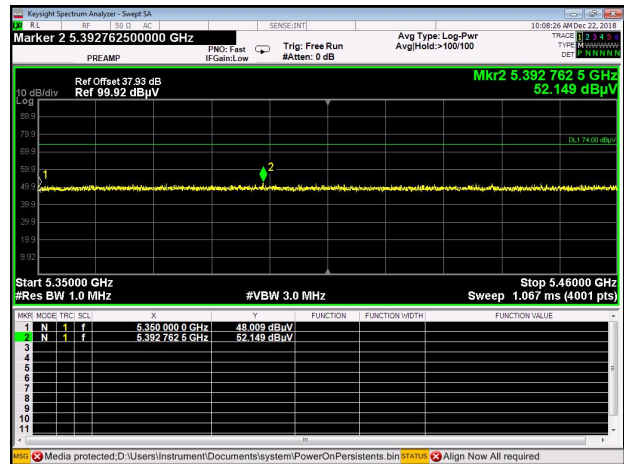
Test Band	Mode	Channel	Verdict
Band I	802.11a	Low	Pass
		High	Pass
	802.11n(HT20)	Low	Pass
		High	Pass
	802.11n(HT40)	Low	Pass
		High	Pass
	802.11ac(HT80)	Low	Pass
	Band II	802.11a	Low
High			Pass
802.11n(HT20)		Low	Pass
		High	Pass
802.11n(HT40)		Low	Pass
		High	Pass
802.11ac(HT80)		Low	Pass
Band III		802.11a	Low
	High		Pass
	802.11n(HT20)	Low	Pass
		High	Pass
	802.11n(HT40)	Low	Pass
		High	Pass
	802.11ac(HT80)	Low	Pass
		High	Pass
Band IV	802.11a	Low	Pass
		High	Pass
	802.11n(HT20)	Low	Pass
		High	Pass
	802.11n(HT40)	Low	Pass
		High	Pass
	802.11ac(HT80)	Low	Pass

Test Plots

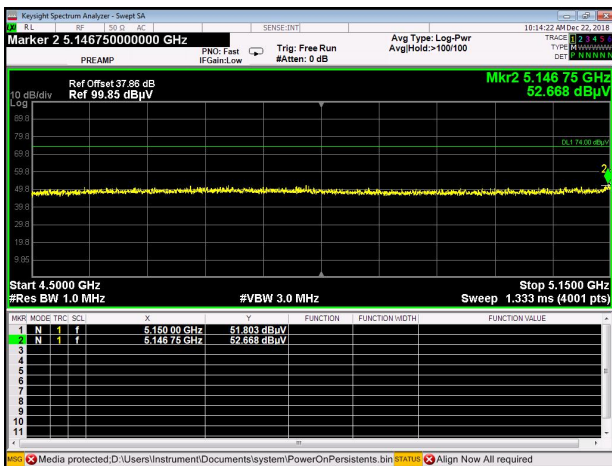
Band I 11a CH36



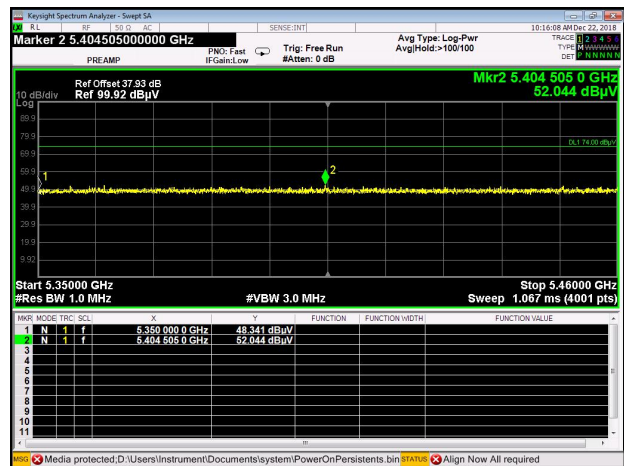
Band I 11a CH48



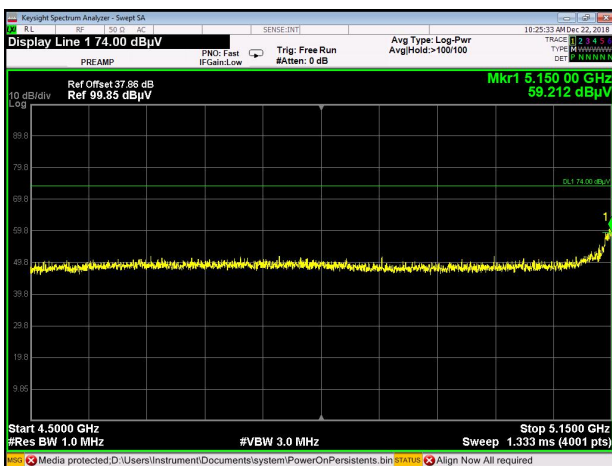
Band I 11n20 CH36



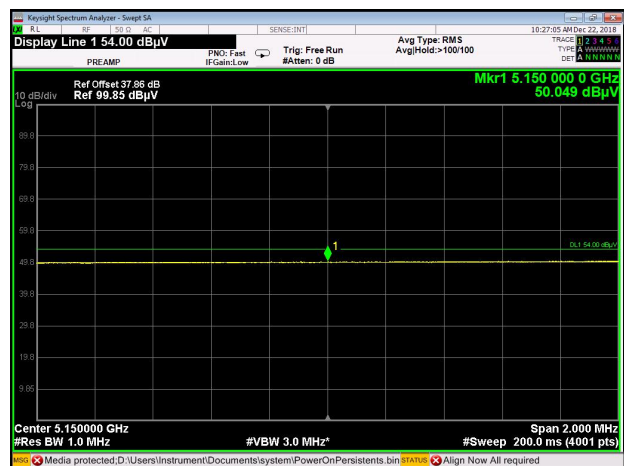
Band I 11n20 CH48



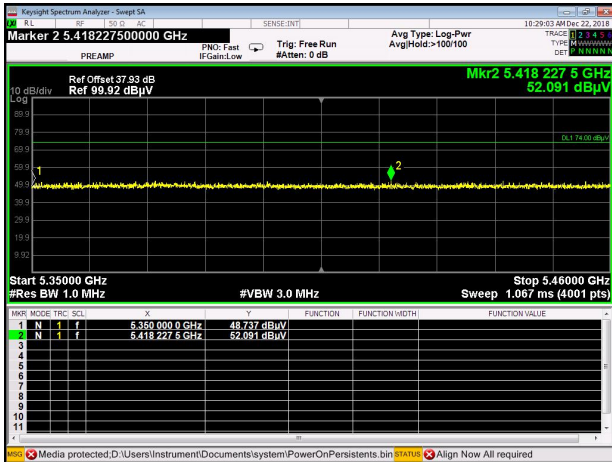
Band I 11n40 CH38



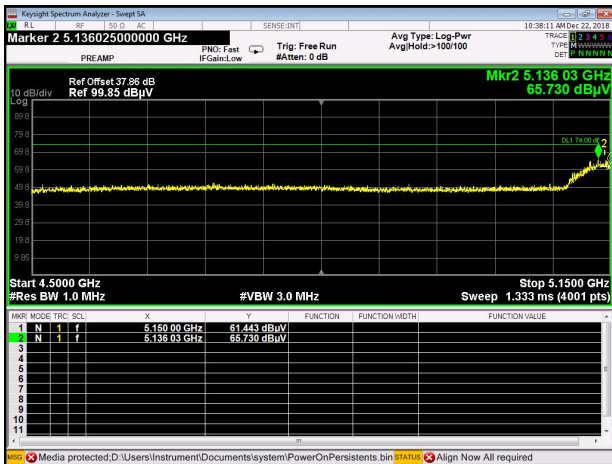
Band I 11n40 CH38



Band I 11n40 CH46



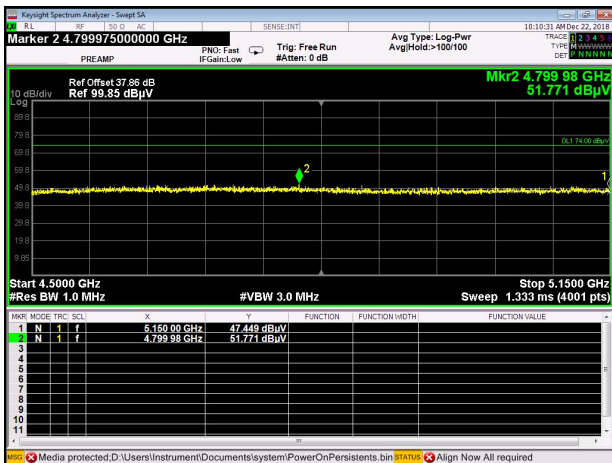
Band I 11ac80 CH42



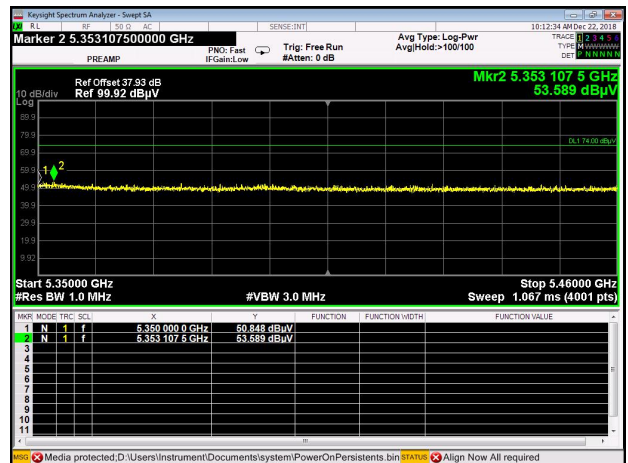
Band I 11ac80 CH42



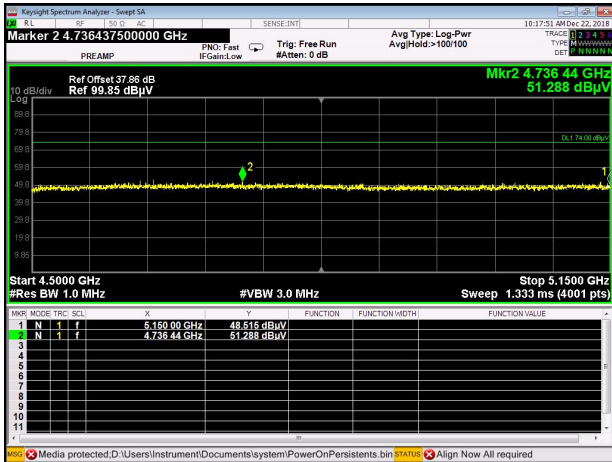
Band II 11a CH52



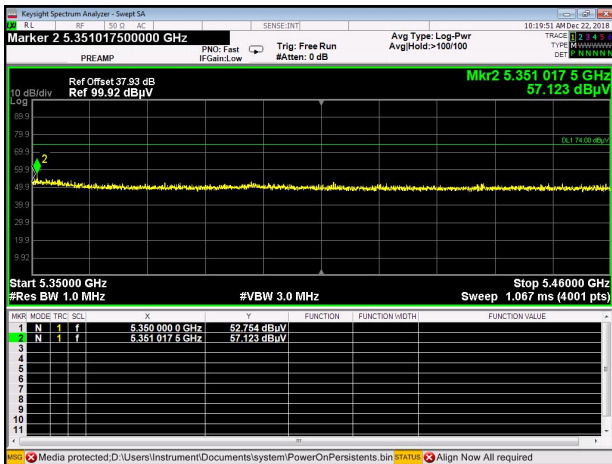
Band II 11a CH64



Band II 11n20 CH52



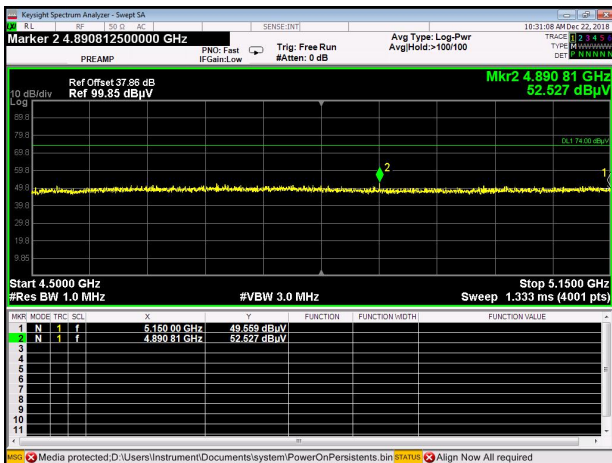
Band II 11n20 CH64



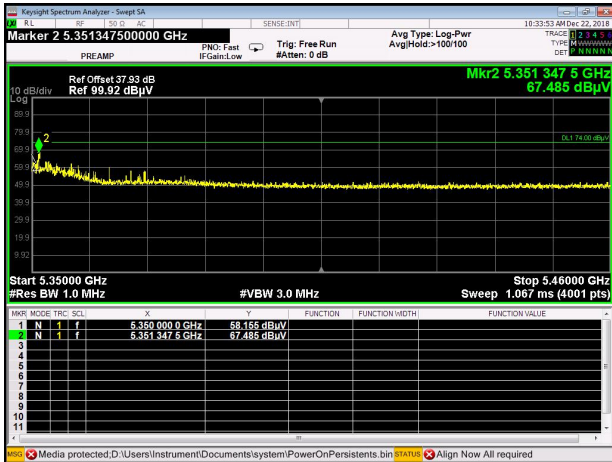
Band II 11n20 CH64



Band II 11n40 CH54



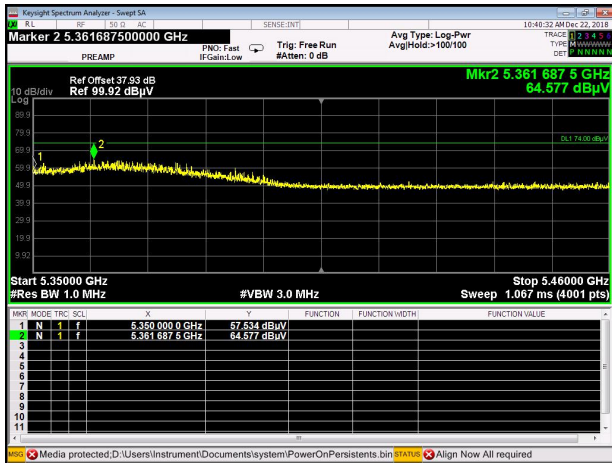
Band II 11n40 CH62



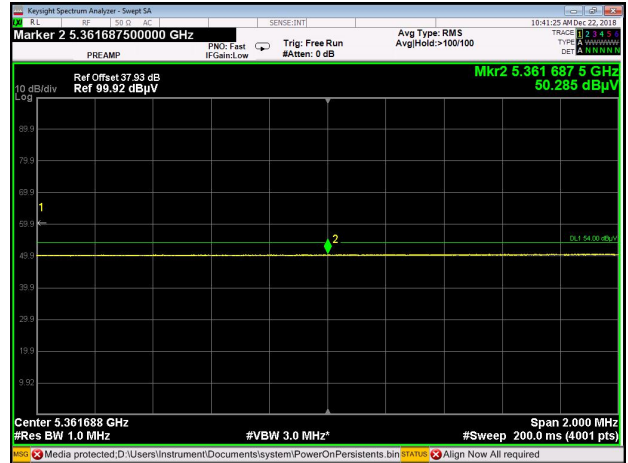
Band II 11n40 CH62



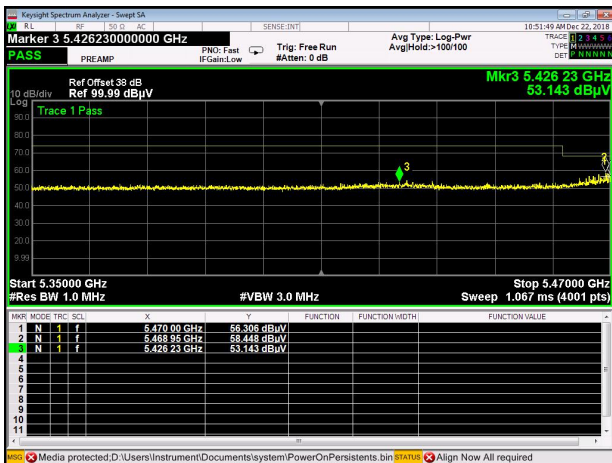
Band II 11ac80 CH58



Band II 11ac80 CH58



Band III 11a CH100



Band III 11a CH140

