

Annex 1: Measurement diagrams to  
**TEST REPORT**  
No.: 18-1-0248301T07a

According to:

**CFR Title 47, Part 15, Subpart C**  
§15.247 (DTS)

**ISED-Regulations**  
RSS-Gen, Issue 5  
RSS-247, Issue 2

for

**Robert Bosch Car Multimedia GmbH**

**AIVIV10**  
Multimedia device with Bluetooth and WLAN

FCC ID: YBN-AIVIV10  
ISED: 9595A-AIVIV10

Laboratory Accreditation



accredited according to DIN EN ISO/IEC 17025

**CETECOM GmbH**

Laboratory Radio Communications & Electromagnetic Compatibility  
Im Teelbruch 116 • 45219 Essen • Germany  
Registered in Essen, Germany, Reg. No.: HRB Essen 8984  
Tel.: + 49 (0) 20 54 / 95 19-954 • Fax: + 49 (0) 20 54 / 95 19-964  
E-mail: info@cetecom.com • Internet: www.cetecom.com

## Table of contents

<b>1. CONDUCTED MEASUREMENTS .....</b>	<b>3</b>
1.1. Conducted output power .....	3
1.2. Duty Cycle .....	5
1.3. Power Spectral Density .....	9
1.4. 6dB Bandwidth .....	21
1.5. 99% Occupied Bandwidth .....	33
1.6. Frequency Stability .....	44
1.7. 20dBc Tx Spurious Emissions .....	46
<b>2. RADIATED MEASUREMENTS .....</b>	<b>56</b>
2.1. Radiated magnetic field measurements below 30 MHz .....	56
2.2. Radiated electric field measurement 30 MHz to 1 GHz .....	58
2.3. Radiated electric field measurement 1 GHz to 18 GHz .....	82
2.4. Radiated electric field measurement 18 GHz to 26.5 GHz .....	87
2.5. Low Band edge compliance .....	90
2.6. High Band edge compliance .....	94

# 1. Conducted Measurements

## 1.1. Conducted output power

### EUT Information

Manufacturer:	Robert Bosch Car Multimedia GmbH
Model:	AIVIV10
Type:	Multimedia device with Bluetooth and WLAN
HW-Version	001
SW-Version	1049
Comment:	0005057

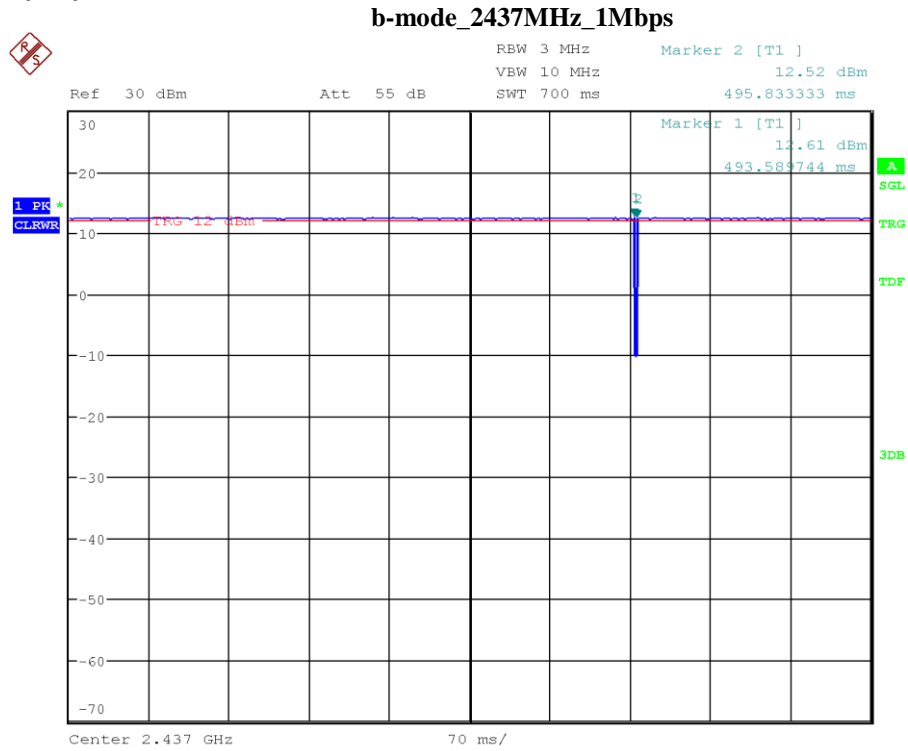
b-Mode	Channel No. (Frequency MHz)			Maximum Power	
	1 (2412)	6 (2437)	11 (2462)	WLAN 2.4GHz b-Mode	
Data rate				10.84	dBm
1Mbit/s	10.84	10.15	10.75		
2Mbit/s	10.75	9.92	10.77		
5.5Mbit/s	9.84	9.07	10.14		
11Mbit/s	10.29	9.56	10.19		

g-Mode	Channel No. (Frequency MHz)			Max Rated Power	
	1 (2412)	6 (2437)	11 (2462)	WLAN 2.4GHz g-mode	
Data rate				8.47	dBm
6Mbit/s	8.37	7.27	8.31		
9Mbit/s	8.38	7.57	8.33		
12Mbit/s	8.47	7.31	8.38		
18Mbit/s	8.42	7.22	8.30		
24Mbit/s	8.38	7.22	8.36		
36Mbit/s	8.04	7.22	8.36		
48Mbit/s	8.29	7.23	8.38		
54Mbit/s	7.99	7.14	8.47		

n-Mode HT20	Channel No. (Frequency MHz)			Max Rated Power	
	1 (2412)	6 (2437)	11 (2462)	WLAN 2.4GHz n-mode HT20	
Data rate				8.47	dBm
MCS0 - 6.5Mbps	8.30	7.33	8.47		
MCS1 - 13Mbps	8.01	7.36	8.45		
MCS2 - 19.5Mbps	8.08	7.37	8.38		
MCS3 - 26Mbps	8.05	7.27	8.03		
MCS4 - 39Mbps	8.03	7.31	8.46		
MCS5 - 52Mbps	7.98	7.26	8.33		
MCS6 - 58.5Mbps	7.98	7.27	8.03		
MCS7 - 65Mbps	8.34	7.21	8.37		

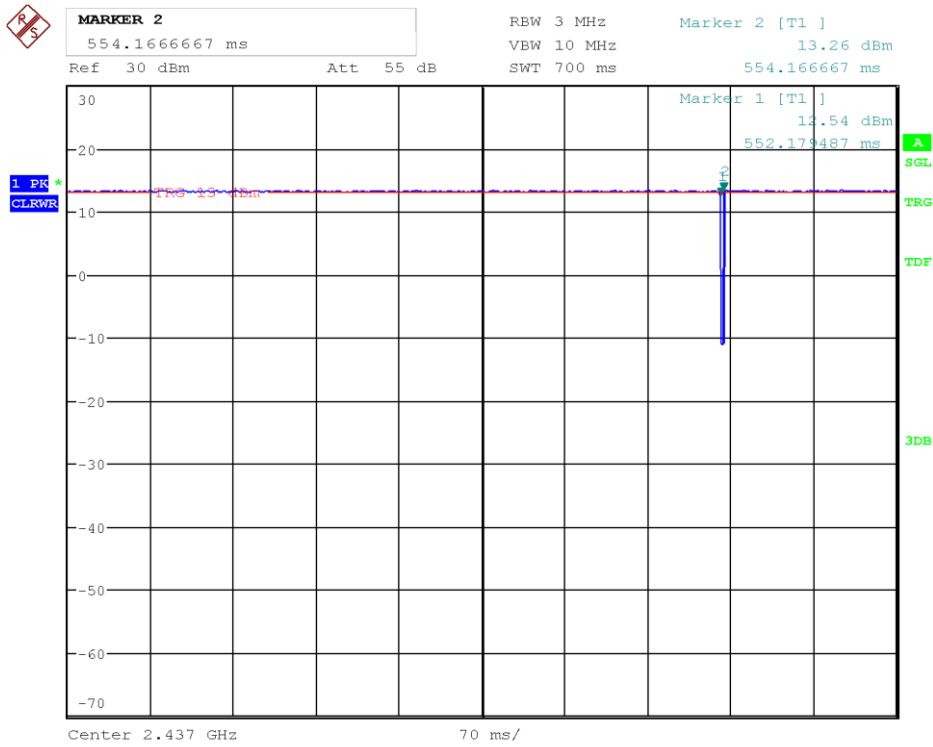
<b>n-Mode HT40</b>	<b>Channel No. (Frequency MHz)</b>			<b>Max Rated Power</b>	
<b>Data rate</b>	<b>3 (2422)</b>	<b>6(2437)</b>	<b>9 (2452)</b>	<b>WLAN 2.4GHz n-mode HT40</b>	
MCS0	8.07	7.83	7.87	7.83	dBm
MCS1	7.71	7.32	7.92		
MCS2	7.79	7.33	7.88		
MCS3	7.84	7.43	7.89		
MCS4	7.80	7.57	7.86		
MCS5	7.83	7.79	7.86		
MCS6	8.08	7.80	7.84		
MCS7	8.12	7.59	7.68		

## 1.2. Duty Cycle



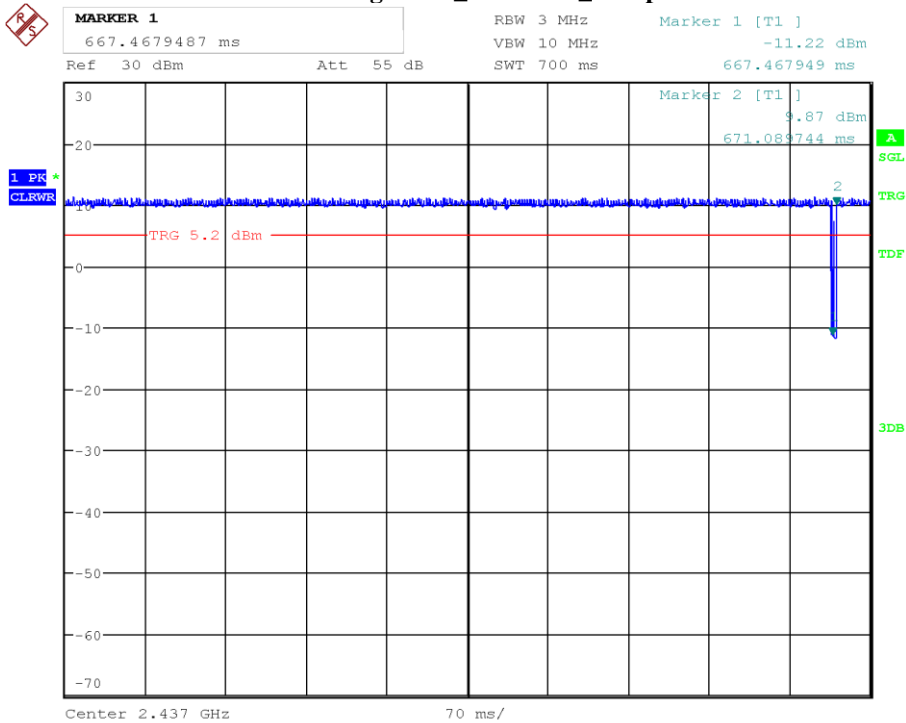
Date: 11.OCT.2019 10:33:53

### b-mode\_2437MHz\_11Mbps



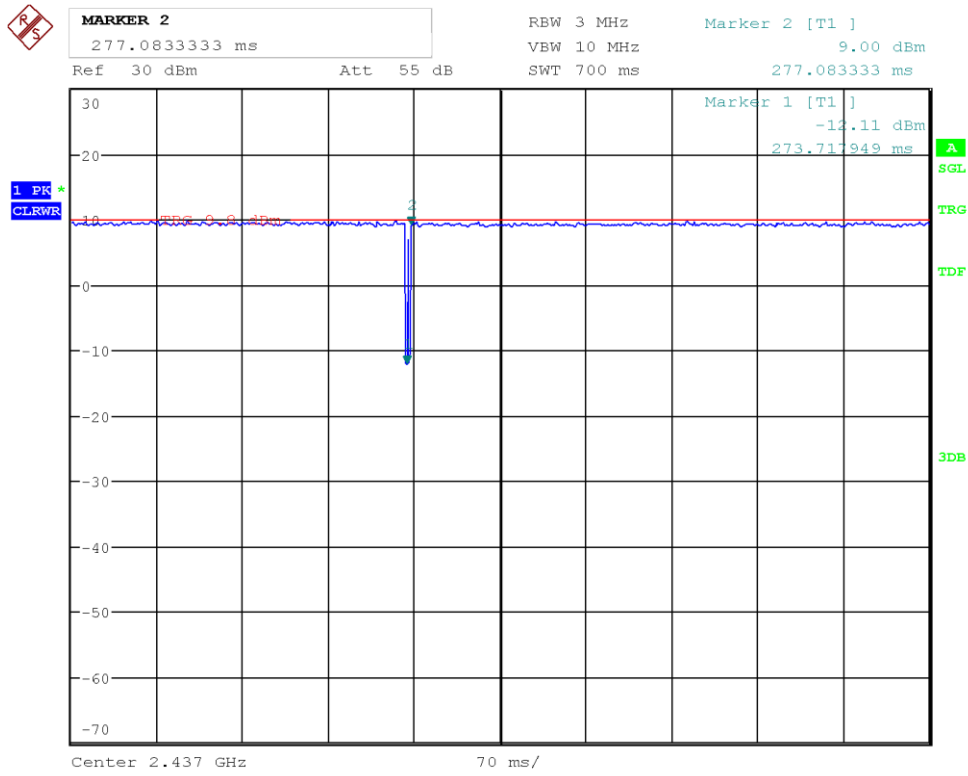
Date: 11.OCT.2019 10:38:32

### g-mode\_2437MHz\_6Mbps



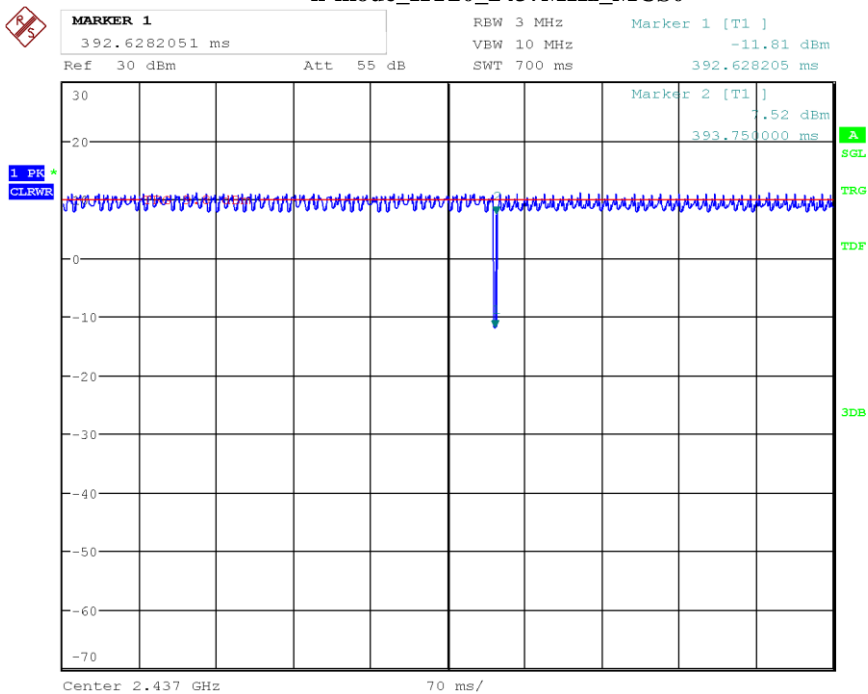
Date: 11.OCT.2019 10:42:57

### g-mode\_2437MHz\_12Mbps



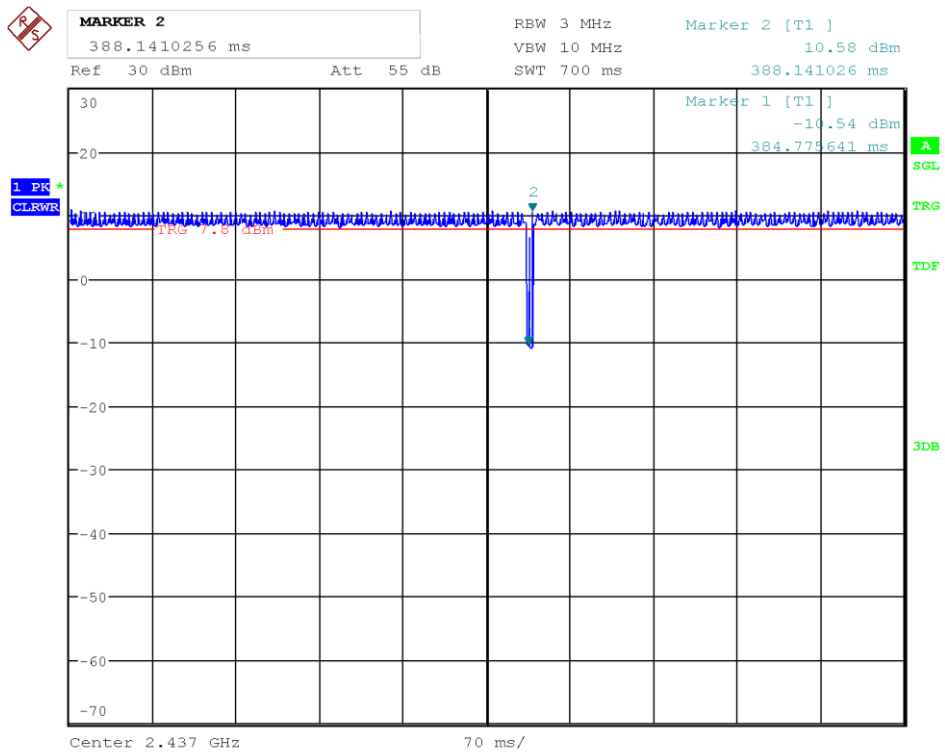
Date: 11.OCT.2019 10:46:05

### n-mode\_HT20\_2437MHz\_MCS0



Date: 11.OCT.2019 10:49:28

### n-mode\_HT20\_2437MHz\_MCS7



Date: 11.OCT.2019 10:51:34

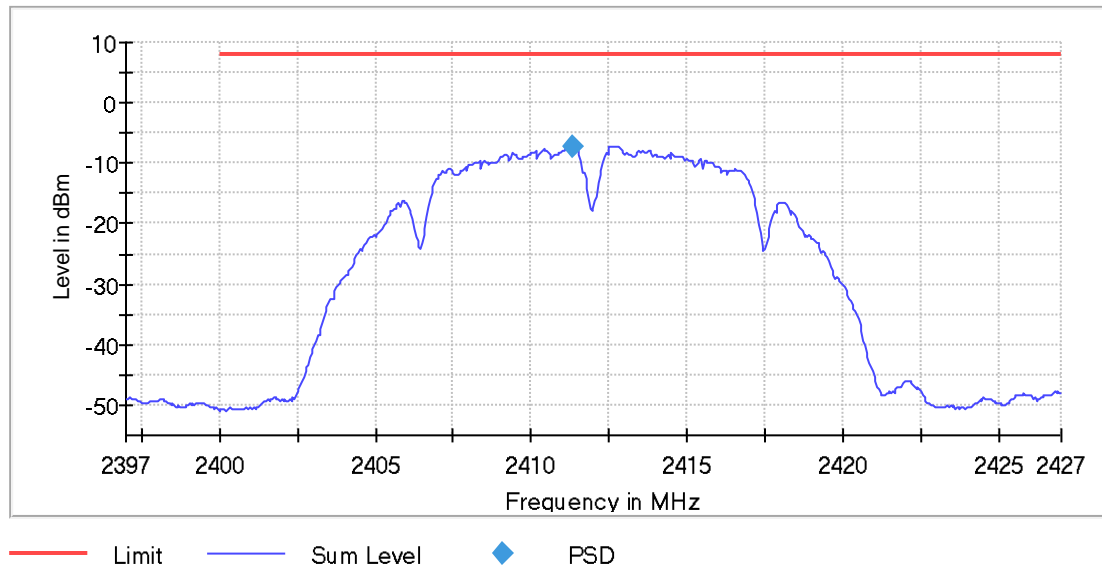


### 1.3. Power Spectral Density

#### Power Spectral Density (2412 MHz; b-mode [01Mbps] (14 dBm); 20 MHz)

#### Result

DUT Frequency (MHz)	Frequency (MHz)	PSD (dBm)	Limit Max (dBm)	Result
2412.000000	2411.350000	-7.099	8.0	PASS



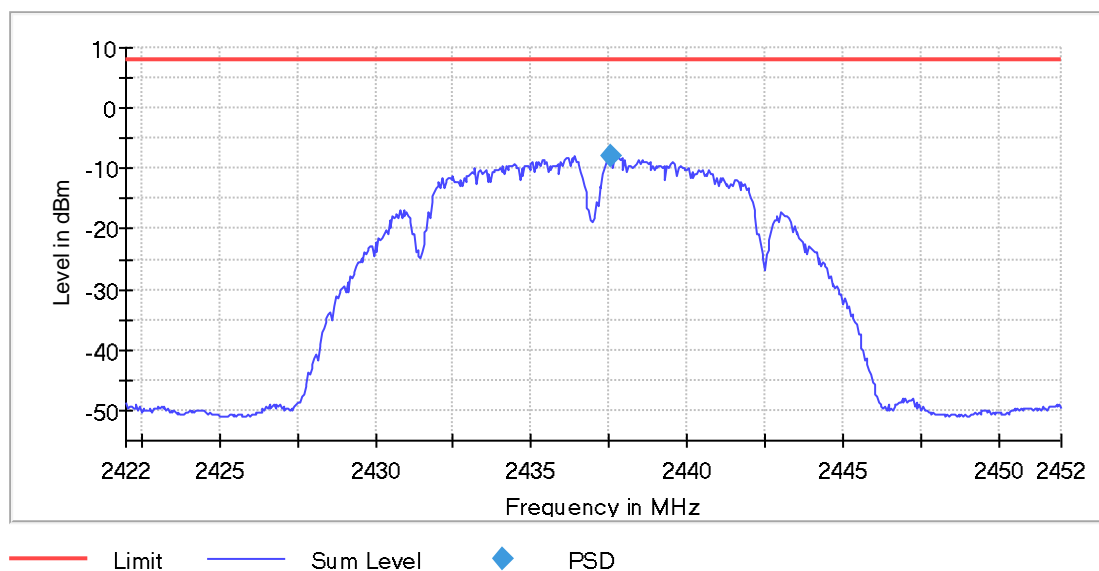
#### Measurement

Setting	Instrument Value	Target Value
Start Frequency	2.39700 GHz	2.39700 GHz
Stop Frequency	2.42700 GHz	2.42700 GHz
Span	30.000 MHz	30.000 MHz
RBW	100.000 kHz	<= 100.000 kHz
VBW	300.000 kHz	>= 300.000 kHz
SweepPoints	601	~ 600
SweepTime	3.100 s	3.005 s
Reference Level	10.000 dBm	10.000 dBm
Attenuation	35.000 dB	AUTO
Detector	RMS	RMS
SweepCount	1	1
Filter	3 dB	3 dB
Trace Mode	Max Hold	Max Hold
SweepType	Sweep	Sweep
Preamp	off	off
Stablemode	Trace	Trace
Stablevalue	0.50 dB	0.50 dB
Run	14 / max. 150	max. 150
Stable	3 / 3	3
Max Stable Difference	0.48 dB	0.50 dB

## Power Spectral Density (2437 MHz; b-mode [01Mbps] (14 dBm); 20 MHz)

### Result

DUT Frequency (MHz)	Frequency (MHz)	PSD (dBm)	Limit Max (dBm)	Result
2437.000000	2437.550000	-8.001	8.0	PASS



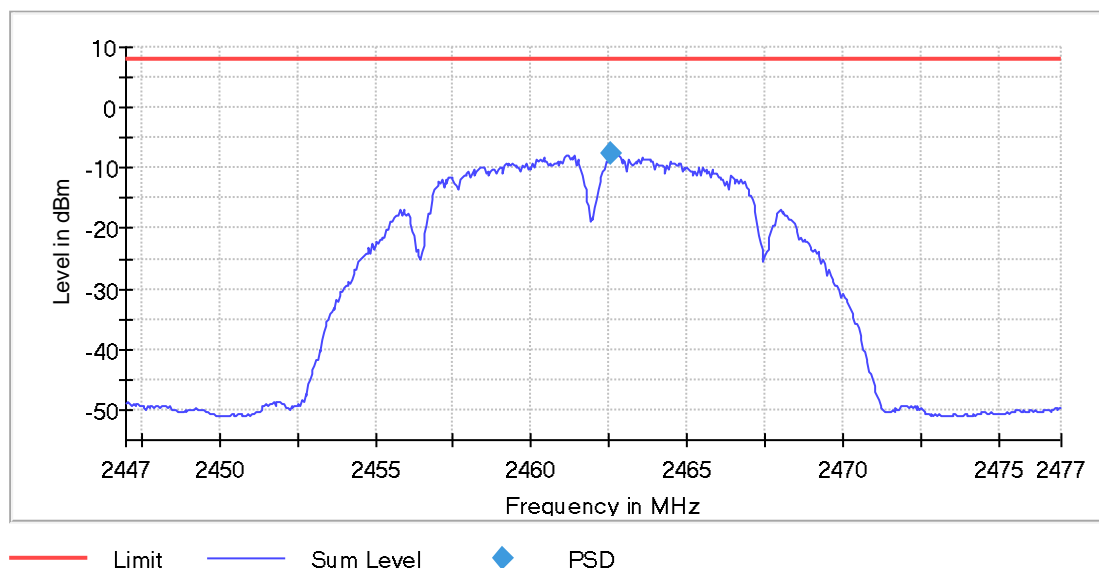
### Measurement

Setting	Instrument Value	Target Value
Start Frequency	2.42200 GHz	2.42200 GHz
Stop Frequency	2.45200 GHz	2.45200 GHz
Span	30.000 MHz	30.000 MHz
RBW	100.000 kHz	<= 100.000 kHz
VBW	300.000 kHz	>= 300.000 kHz
SweepPoints	601	~ 600
SweepTime	3.100 s	3.005 s
Reference Level	10.000 dBm	10.000 dBm
Attenuation	35.000 dB	AUTO
Detector	RMS	RMS
SweepCount	1	1
Filter	3 dB	3 dB
Trace Mode	Max Hold	Max Hold
SweepType	Sweep	Sweep
Preamp	off	off
Stablemode	Trace	Trace
Stablevalue	0.50 dB	0.50 dB
Run	13 / max. 150	max. 150
Stable	3 / 3	3
Max Stable Difference	0.33 dB	0.50 dB

## Power Spectral Density (2462 MHz; b-mode [01Mbps] (14 dBm); 20 MHz)

### Result

DUT Frequency (MHz)	Frequency (MHz)	PSD (dBm)	Limit Max (dBm)	Result
2462.000000	2462.550000	-7.685	8.0	PASS



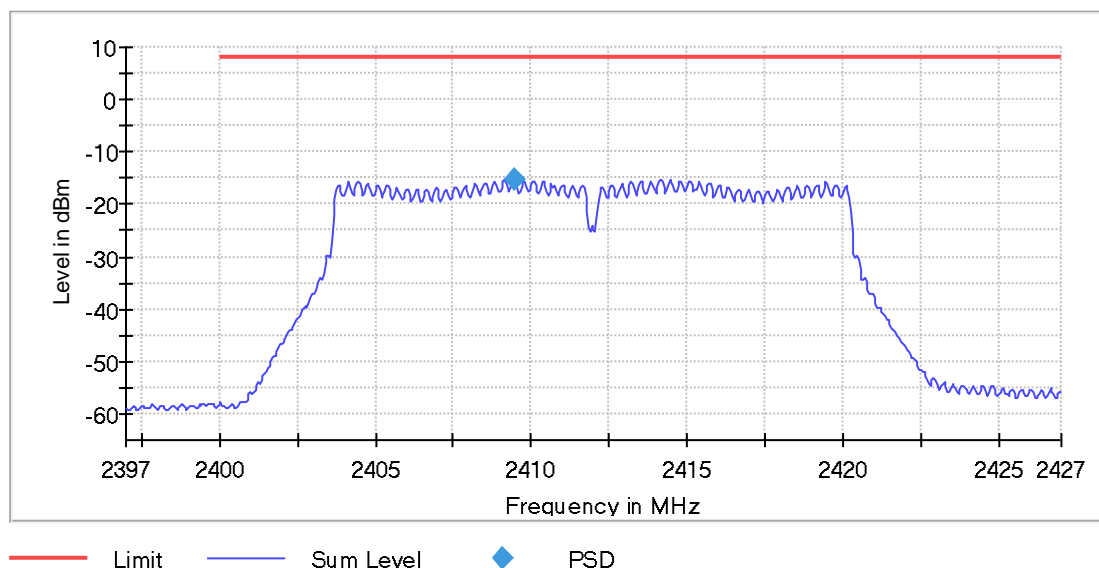
### Measurement

Setting	Instrument Value	Target Value
Start Frequency	2.44700 GHz	2.44700 GHz
Stop Frequency	2.47700 GHz	2.47700 GHz
Span	30.000 MHz	30.000 MHz
RBW	100.000 kHz	<= 100.000 kHz
VBW	300.000 kHz	>= 300.000 kHz
SweepPoints	601	~ 600
Sweeptime	3.100 s	3.005 s
Reference Level	10.000 dBm	10.000 dBm
Attenuation	35.000 dB	AUTO
Detector	RMS	RMS
SweepCount	1	1
Filter	3 dB	3 dB
Trace Mode	Max Hold	Max Hold
Sweeptype	Sweep	Sweep
Preamp	off	off
Stablemode	Trace	Trace
Stablevalue	0.50 dB	0.50 dB
Run	15 / max. 150	max. 150
Stable	3 / 3	3
Max Stable Difference	0.48 dB	0.50 dB

## Power Spectral Density (2412 MHz; g-mode [12Mbps] (11 dBm); 20 MHz)

### Result

DUT Frequency (MHz)	Frequency (MHz)	PSD (dBm)	Limit Max (dBm)	Result
2412.000000	2409.450000	-15.206	8.0	PASS



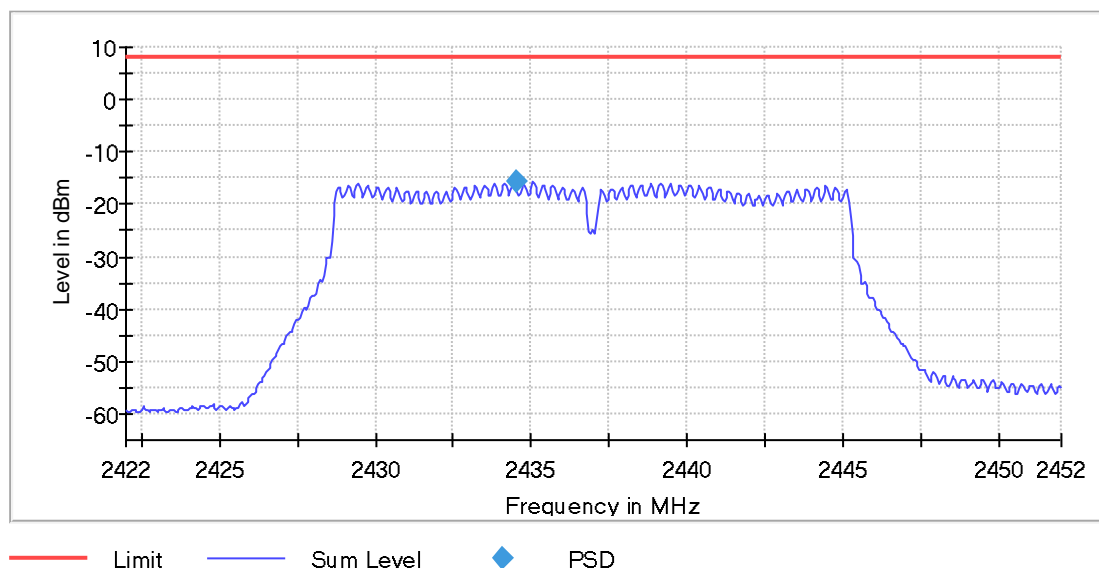
### Measurement

Setting	Instrument Value	Target Value
Start Frequency	2.39700 GHz	2.39700 GHz
Stop Frequency	2.42700 GHz	2.42700 GHz
Span	30.000 MHz	30.000 MHz
RBW	100.000 kHz	<= 100.000 kHz
VBW	300.000 kHz	>= 300.000 kHz
SweepPoints	601	~ 600
SweepTime	3.100 s	3.005 s
Reference Level	0.000 dBm	0.000 dBm
Attenuation	25.000 dB	AUTO
Detector	RMS	RMS
SweepCount	1	1
Filter	3 dB	3 dB
Trace Mode	Max Hold	Max Hold
SweepType	Sweep	Sweep
Preamp	off	off
Stablemode	Trace	Trace
Stablevalue	0.50 dB	0.50 dB
Run	10 / max. 150	max. 150
Stable	3 / 3	3
Max Stable Difference	0.39 dB	0.50 dB

## Power Spectral Density (2437 MHz; g-mode [12Mbps] (11 dBm); 20 MHz)

### Result

DUT Frequency (MHz)	Frequency (MHz)	PSD (dBm)	Limit Max (dBm)	Result
2437.000000	2434.500000	-15.725	8.0	PASS



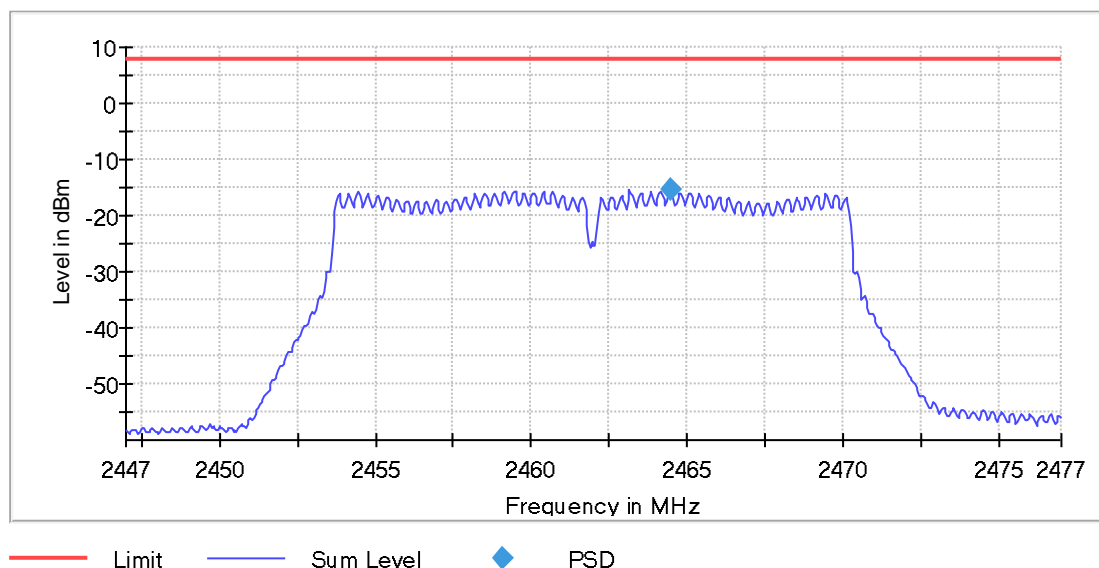
### Measurement

Setting	Instrument Value	Target Value
Start Frequency	2.42200 GHz	2.42200 GHz
Stop Frequency	2.45200 GHz	2.45200 GHz
Span	30.000 MHz	30.000 MHz
RBW	100.000 kHz	<= 100.000 kHz
VBW	300.000 kHz	>= 300.000 kHz
SweepPoints	601	~ 600
SweepTime	3.100 s	3.005 s
Reference Level	0.000 dBm	0.000 dBm
Attenuation	25.000 dB	AUTO
Detector	RMS	RMS
SweepCount	1	1
Filter	3 dB	3 dB
Trace Mode	Max Hold	Max Hold
SweepType	Sweep	Sweep
Preamp	off	off
Stablemode	Trace	Trace
Stablevalue	0.50 dB	0.50 dB
Run	11 / max. 150	max. 150
Stable	3 / 3	3
Max Stable Difference	0.21 dB	0.50 dB

## Power Spectral Density (2462 MHz; g-mode [12Mbps] (11 dBm); 20 MHz)

### Result

DUT Frequency (MHz)	Frequency (MHz)	PSD (dBm)	Limit Max (dBm)	Result
2462.000000	2464.450000	-15.526	8.0	PASS



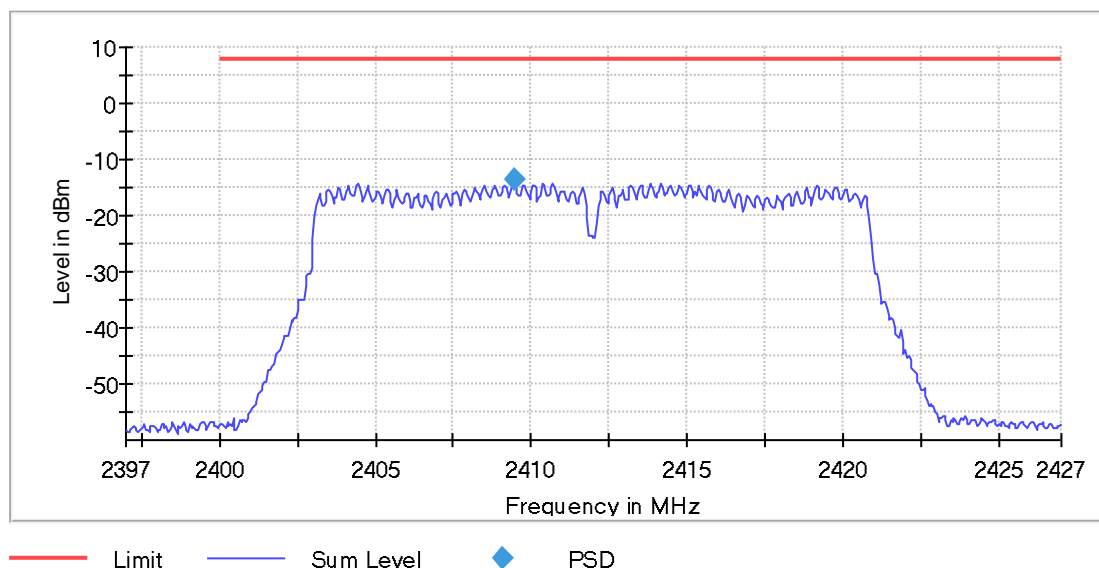
### Measurement

Setting	Instrument Value	Target Value
Start Frequency	2.44700 GHz	2.44700 GHz
Stop Frequency	2.47700 GHz	2.47700 GHz
Span	30.000 MHz	30.000 MHz
RBW	100.000 kHz	<= 100.000 kHz
VBW	300.000 kHz	>= 300.000 kHz
SweepPoints	601	~ 600
SweepTime	3.100 s	3.005 s
Reference Level	0.000 dBm	0.000 dBm
Attenuation	25.000 dB	AUTO
Detector	RMS	RMS
SweepCount	1	1
Filter	3 dB	3 dB
Trace Mode	Max Hold	Max Hold
Sweeptype	Sweep	Sweep
Preamp	off	off
Stablemode	Trace	Trace
Stablevalue	0.50 dB	0.50 dB
Run	11 / max. 150	max. 150
Stable	3 / 3	3
Max Stable Difference	0.38 dB	0.50 dB

## Power Spectral Density (2412 MHz; n-mode [MCS0] (11 dBm); 20 MHz)

### Result

DUT Frequency (MHz)	Frequency (MHz)	PSD (dBm)	Limit Max (dBm)	Result
2412.000000	2409.450000	-13.635	8.0	PASS



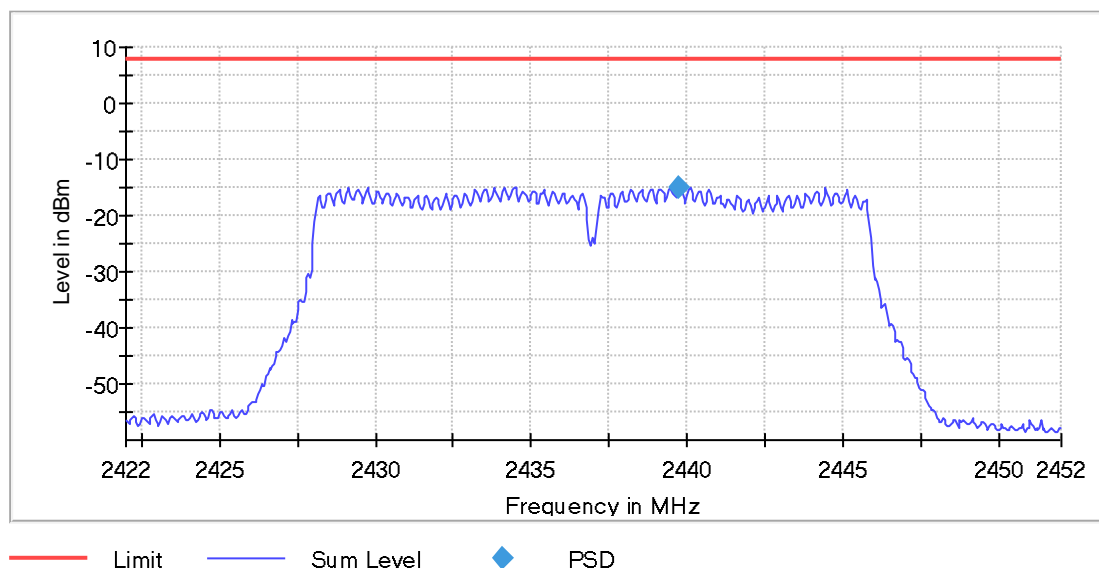
### Measurement

Setting	Instrument Value	Target Value
Start Frequency	2.39700 GHz	2.39700 GHz
Stop Frequency	2.42700 GHz	2.42700 GHz
Span	30.000 MHz	30.000 MHz
RBW	100.000 kHz	<= 100.000 kHz
VBW	300.000 kHz	>= 300.000 kHz
SweepPoints	601	~ 600
SweepTime	3.100 s	3.005 s
Reference Level	0.000 dBm	0.000 dBm
Attenuation	25.000 dB	AUTO
Detector	RMS	RMS
SweepCount	1	1
Filter	3 dB	3 dB
Trace Mode	Max Hold	Max Hold
SweepType	Sweep	Sweep
Preamp	off	off
Stablemode	Trace	Trace
Stablevalue	0.50 dB	0.50 dB
Run	50 / max. 150	max. 150
Stable	3 / 3	3
Max Stable Difference	0.47 dB	0.50 dB

## Power Spectral Density (2437 MHz; n-mode [MCS0] (11 dBm); 20 MHz)

### Result

DUT Frequency (MHz)	Frequency (MHz)	PSD (dBm)	Limit Max (dBm)	Result
2437.000000	2439.750000	-14.848	8.0	PASS



### Measurement

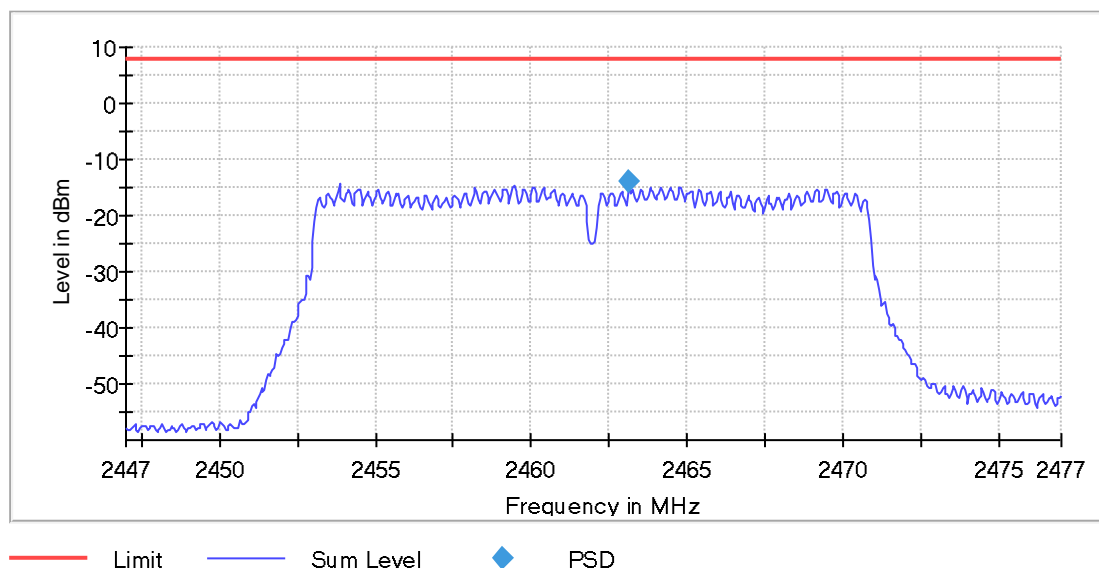
Setting	Instrument Value	Target Value
Start Frequency	2.42200 GHz	2.42200 GHz
Stop Frequency	2.45200 GHz	2.45200 GHz
Span	30.000 MHz	30.000 MHz
RBW	100.000 kHz	<= 100.000 kHz
VBW	300.000 kHz	>= 300.000 kHz
SweepPoints	601	~ 600
SweepTime	3.100 s	3.005 s
Reference Level	0.000 dBm	0.000 dBm
Attenuation	25.000 dB	AUTO
Detector	RMS	RMS
SweepCount	1	1
Filter	3 dB	3 dB
Trace Mode	Max Hold	Max Hold
SweepType	Sweep	Sweep
Preamp	off	off
Stablemode	Trace	Trace
Stablevalue	0.50 dB	0.50 dB
Run	80 / max. 150	max. 150
Stable	3 / 3	3
Max Stable Difference	0.48 dB	0.50 dB



## Power Spectral Density (2462 MHz; n-mode [MCS0] (11 dBm); 20 MHz)

### Result

DUT Frequency (MHz)	Frequency (MHz)	PSD (dBm)	Limit Max (dBm)	Result
2462.000000	2463.150000	-13.945	8.0	PASS



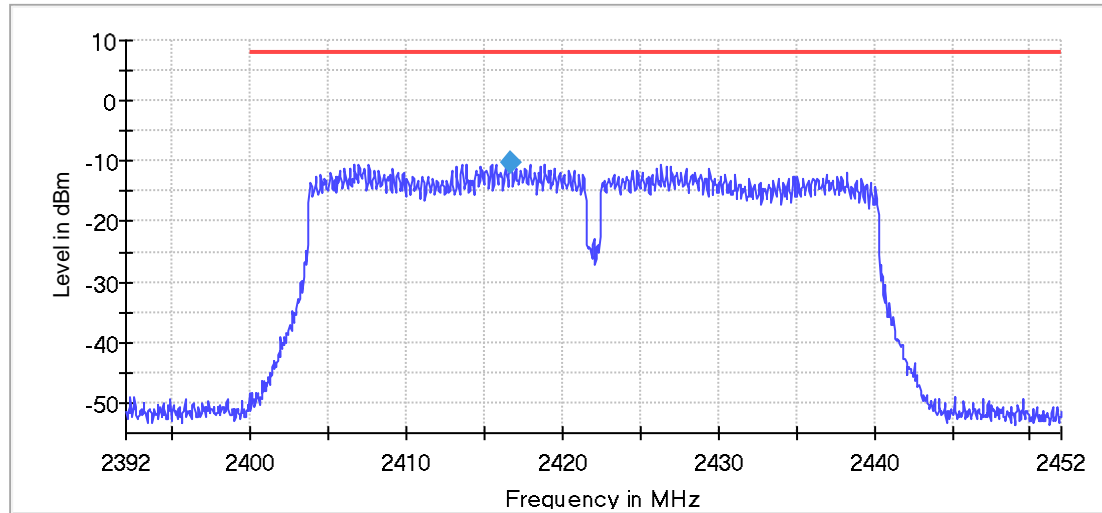
### Measurement

Setting	Instrument Value	Target Value
Start Frequency	2.44700 GHz	2.44700 GHz
Stop Frequency	2.47700 GHz	2.47700 GHz
Span	30.000 MHz	30.000 MHz
RBW	100.000 kHz	<= 100.000 kHz
VBW	300.000 kHz	>= 300.000 kHz
SweepPoints	601	~ 600
SweepTime	3.100 s	3.005 s
Reference Level	0.000 dBm	0.000 dBm
Attenuation	25.000 dB	AUTO
Detector	RMS	RMS
SweepCount	1	1
Filter	3 dB	3 dB
Trace Mode	Max Hold	Max Hold
SweepType	Sweep	Sweep
Preamp	off	off
Stablemode	Trace	Trace
Stablevalue	0.50 dB	0.50 dB
Run	57 / max. 150	max. 150
Stable	3 / 3	3
Max Stable Difference	0.15 dB	0.50 dB

## Power Spectral Density (2422 MHz; n-mode [MCS0] (11 dBm); 40 MHz)

### Result

DUT Frequency (MHz)	Frequency (MHz)	PSD (dBm)	Limit Max (dBm)	Result
2422.000000	2416.700000	-10.190	8.0	PASS



— Limit    — Sum Level    ◆ PSD

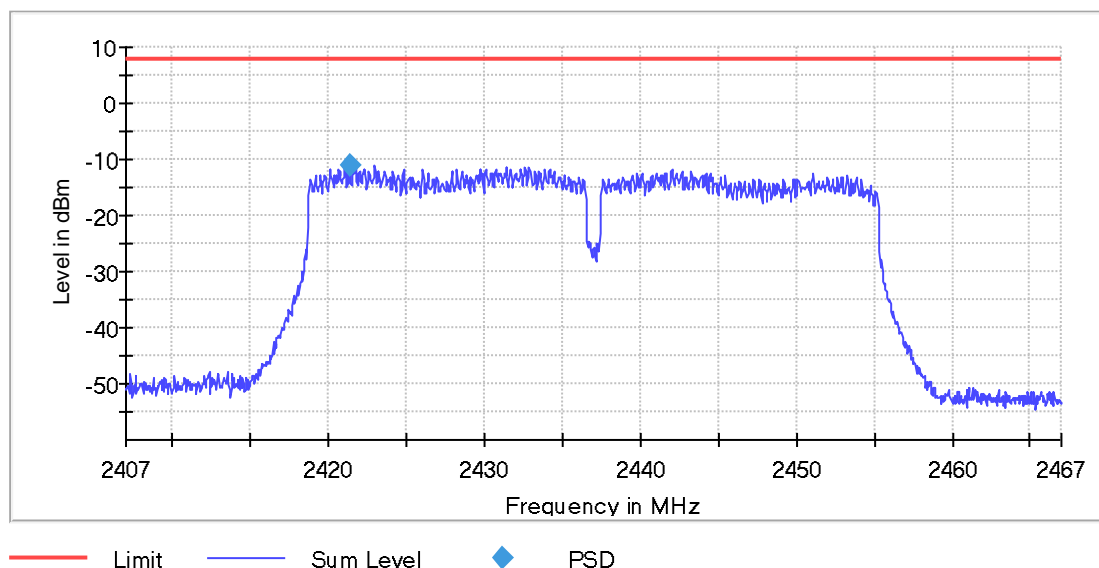
### Measurement

Setting	Instrument Value	Target Value
Start Frequency	2.39200 GHz	2.39200 GHz
Stop Frequency	2.45200 GHz	2.45200 GHz
Span	60.000 MHz	60.000 MHz
RBW	100.000 kHz	<= 100.000 kHz
VBW	300.000 kHz	>= 300.000 kHz
SweepPoints	1201	~ 1200
SweepTime	25.000 ms	24.020 ms
Reference Level	0.000 dBm	0.000 dBm
Attenuation	25.000 dB	AUTO
Detector	RMS	RMS
SweepCount	1	1
Filter	3 dB	3 dB
Trace Mode	Max Hold	Max Hold
SweepType	Sweep	Sweep
Preamp	off	off
Stablemode	Trace	Trace
Stablevalue	0.50 dB	0.50 dB
Run	98 / max. 150	max. 150
Stable	3 / 3	3
Max Stable Difference	0.33 dB	0.50 dB

## Power Spectral Density (2437 MHz; n-mode [MCS0] (11 dBm);40MHz)

### Result

DUT Frequency (MHz)	Frequency (MHz)	PSD (dBm)	Limit Max (dBm)	Result
2437.000000	2421.350000	-11.077	8.0	PASS



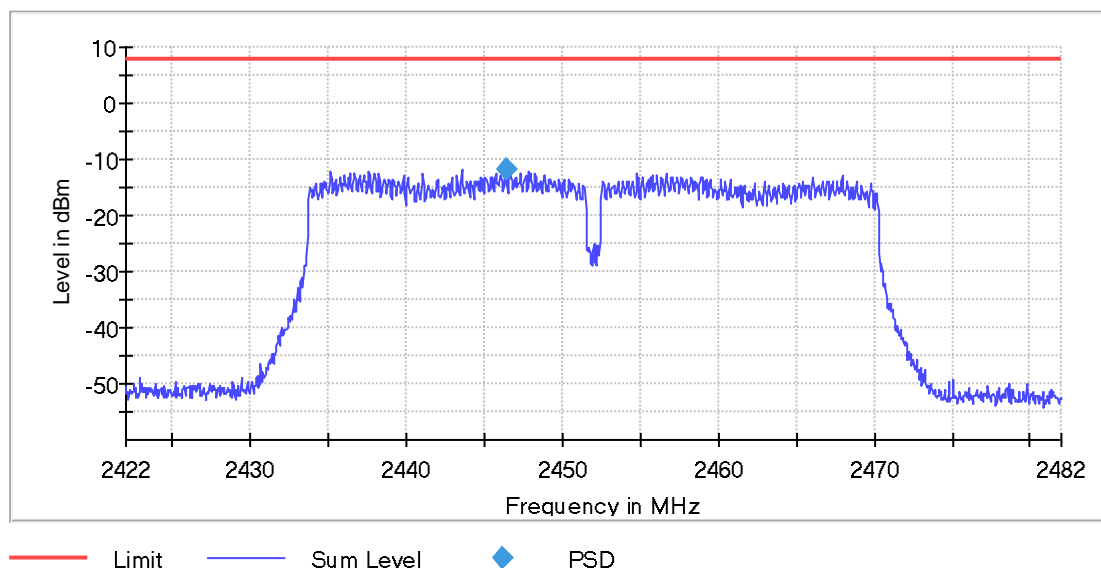
### Measurement

Setting	Instrument Value	Target Value
Start Frequency	2.40700 GHz	2.40700 GHz
Stop Frequency	2.46700 GHz	2.46700 GHz
Span	60.000 MHz	60.000 MHz
RBW	100.000 kHz	<= 100.000 kHz
VBW	300.000 kHz	>= 300.000 kHz
SweepPoints	1201	~ 1200
Sweeptime	25.000 ms	24.020 ms
Reference Level	0.000 dBm	0.000 dBm
Attenuation	25.000 dB	AUTO
Detector	RMS	RMS
SweepCount	1	1
Filter	3 dB	3 dB
Trace Mode	Max Hold	Max Hold
Sweeptype	Sweep	Sweep
Preamp	off	off
Stablemode	Trace	Trace
Stablevalue	0.50 dB	0.50 dB
Run	132 / max. 150	max. 150
Stable	3 / 3	3
Max Stable Difference	0.00 dB	0.50 dB

## Power Spectral Density (2452 MHz; n-mode [MCS0] (11 dBm); 40 MHz)

### Result

DUT Frequency (MHz)	Frequency (MHz)	PSD (dBm)	Limit Max (dBm)	Result
2452.000000	2446.350000	-11.810	8.0	PASS



### Measurement

Setting	Instrument Value	Target Value
Start Frequency	2.42200 GHz	2.42200 GHz
Stop Frequency	2.48200 GHz	2.48200 GHz
Span	60.000 MHz	60.000 MHz
RBW	100.000 kHz	<= 100.000 kHz
VBW	300.000 kHz	>= 300.000 kHz
SweepPoints	1201	~ 1200
Sweeptime	25.000 ms	24.020 ms
Reference Level	0.000 dBm	0.000 dBm
Attenuation	25.000 dB	AUTO
Detector	RMS	RMS
SweepCount	1	1
Filter	3 dB	3 dB
Trace Mode	Max Hold	Max Hold
Sweeptype	Sweep	Sweep
Preamp	off	off
Stablemode	Trace	Trace
Stablevalue	0.50 dB	0.50 dB
Run	121 / max. 150	max. 150
Stable	3 / 3	3
Max Stable Difference	0.00 dB	0.50 dB

## 1.4. 6dB Bandwidth

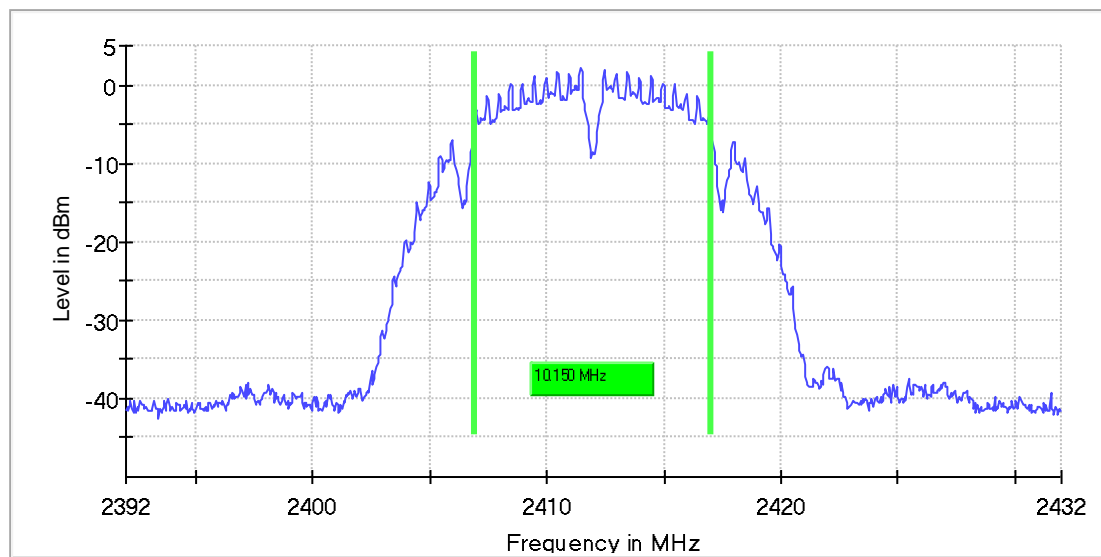
### 1.4.1. b-mode

#### 6dB\_BW\_CH01\_bmode\_1MBIT/S

DUT Frequency (MHz)	Bandwidth (MHz)	Limit Min (MHz)	Limit Max (MHz)	Band Edge Left (MHz)	Band Edge Right (MHz)
2412.000000	10.150000	0.500000	---	2406.900000	2417.050000

(continuation of the "6 dB Bandwidth" table from column 6 ...)

DUT Frequency (MHz)	Max Level (dBm)	Result
2412.000000	2.1	PASS

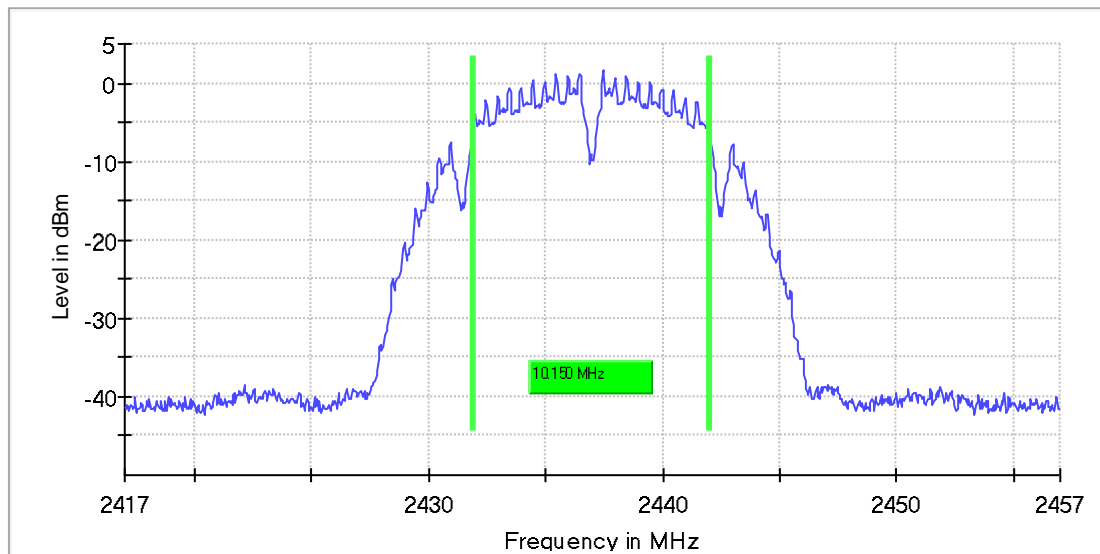


**6dB\_BW\_CH06\_bmode\_1MBIT/S**

DUT Frequency (MHz)	Bandwidth (MHz)	Limit Min (MHz)	Limit Max (MHz)	Band Edge Left (MHz)	Band Edge Right (MHz)
2437.000000	10.150000	0.500000	---	2431.900000	2442.050000

(continuation of the "6 dB Bandwidth" table from column 6 ...)

DUT Frequency (MHz)	Max Level (dBm)	Result
2437.000000	1.6	PASS

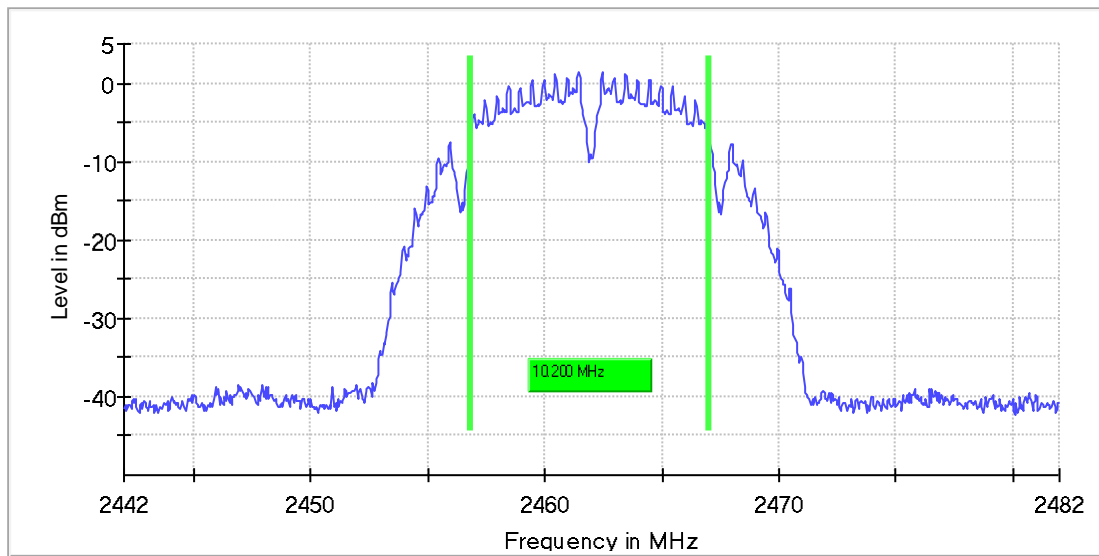


**6dB\_BW\_CH11\_bmode\_1MBIT/S**

DUT Frequency (MHz)	Bandwidth (MHz)	Limit Min (MHz)	Limit Max (MHz)	Band Edge Left (MHz)	Band Edge Right (MHz)
2462.000000	10.200000	0.500000	---	2456.850000	2467.050000

(continuation of the "6 dB Bandwidth" table from column 6 ...)

DUT Frequency (MHz)	Max Level (dBm)	Result
2462.000000	1.4	PASS



1.4.2. g-mode

6dB\_BW\_CH01\_g-mode\_12MBIT/S

DUT Frequency (MHz)	Bandwidth (MHz)	Limit Min (MHz)	Limit Max (MHz)	Band Edge Left (MHz)	Band Edge Right (MHz)
2412.000000	16.500000	0.500000	---	2403.700000	2420.200000

(continuation of the "6 dB Bandwidth" table from column 6 ...)

DUT Frequency (MHz)	Max Level (dBm)	Result
2412.000000	-2.4	PASS



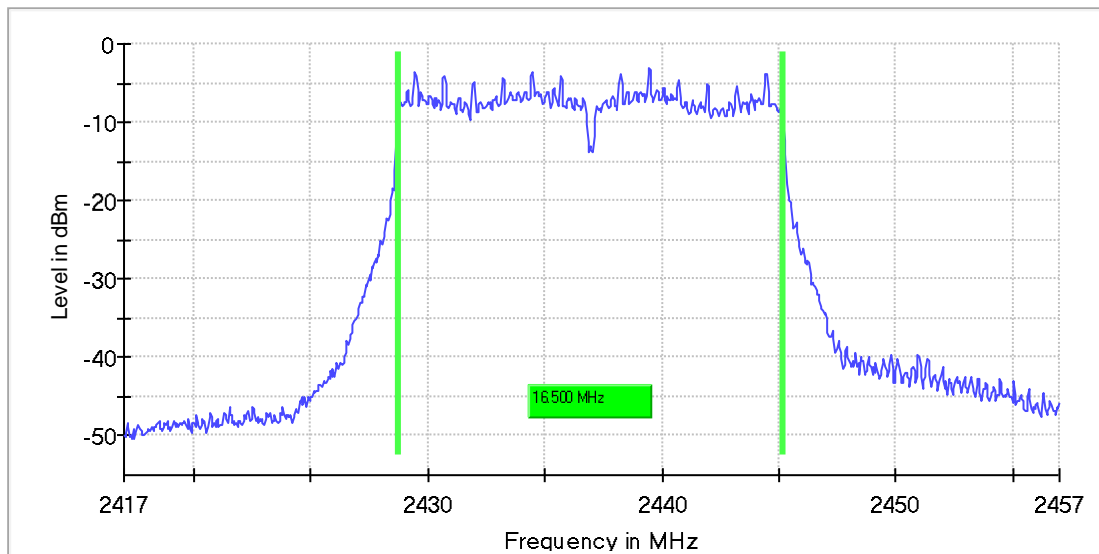


**6dB\_BW\_CH06\_g-mode\_12MBIT/S**

DUT Frequency (MHz)	Bandwidth (MHz)	Limit Min (MHz)	Limit Max (MHz)	Band Edge Left (MHz)	Band Edge Right (MHz)
2437.000000	16.500000	0.500000	---	2428.700000	2445.200000

(continuation of the "6 dB Bandwidth" table from column 6 ...)

DUT Frequency (MHz)	Max Level (dBm)	Result
2437.000000	-3.0	PASS

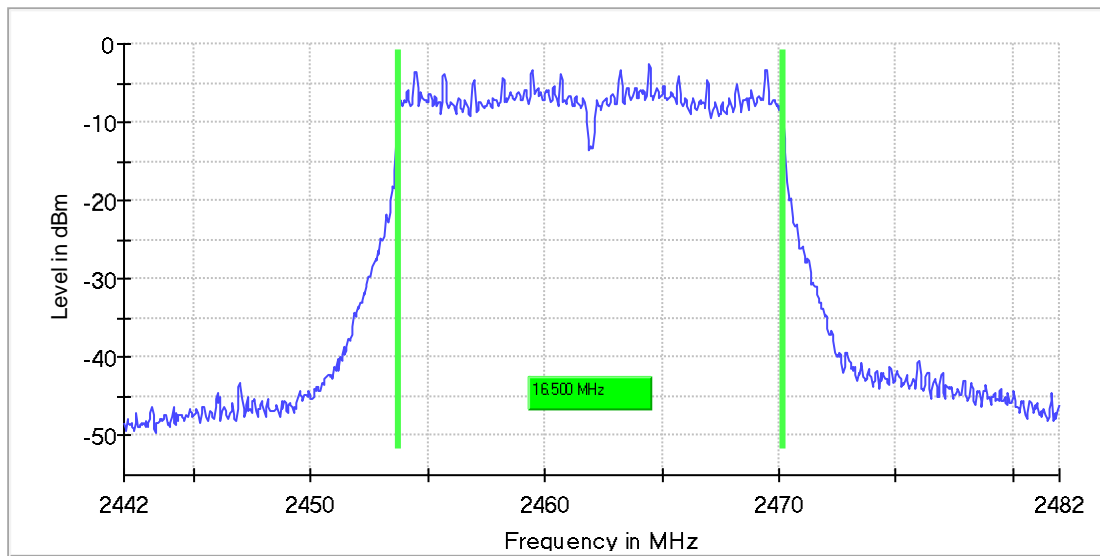


**6dB\_BW\_CH11\_g-mode\_12MBIT/S**

DUT Frequency (MHz)	Bandwidth (MHz)	Limit Min (MHz)	Limit Max (MHz)	Band Edge Left (MHz)	Band Edge Right (MHz)
2462.000000	16.500000	0.500000	---	2453.700000	2470.200000

(continuation of the "6 dB Bandwidth" table from column 6 ...)

DUT Frequency (MHz)	Max Level (dBm)	Result
2462.000000	-2.7	PASS



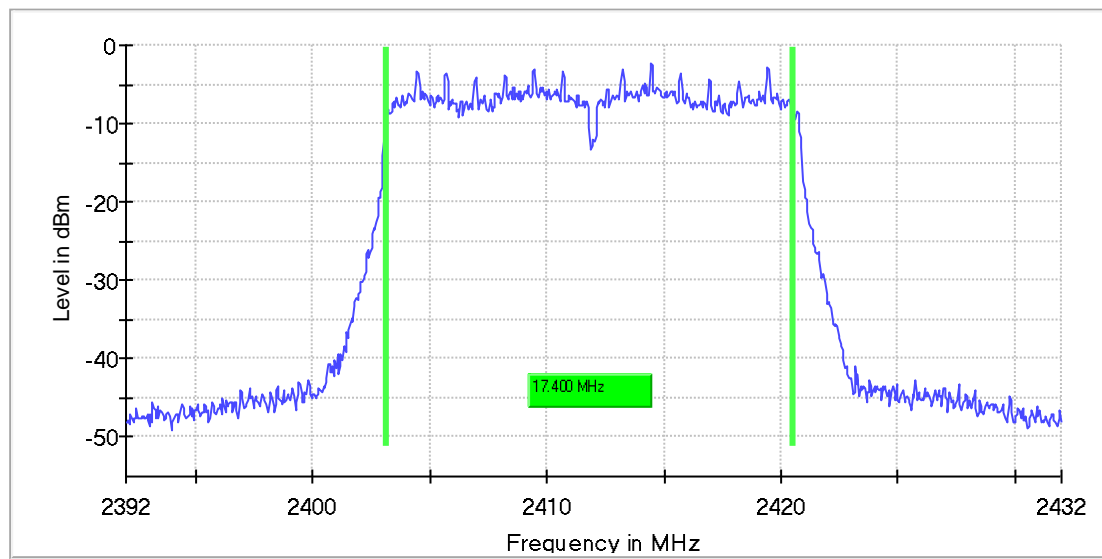
### 1.4.3. n-mode(HT20)

#### 6dB\_BW\_CH01\_n-mode\_MCS0

DUT Frequency (MHz)	Bandwidth (MHz)	Limit Min (MHz)	Limit Max (MHz)	Band Edge Left (MHz)	Band Edge Right (MHz)
2412.000000	17.400000	0.500000	---	2403.150000	2420.550000

(continuation of the "6 dB Bandwidth" table from column 6 ...)

DUT Frequency (MHz)	Max Level (dBm)	Result
2412.000000	-2.3	PASS

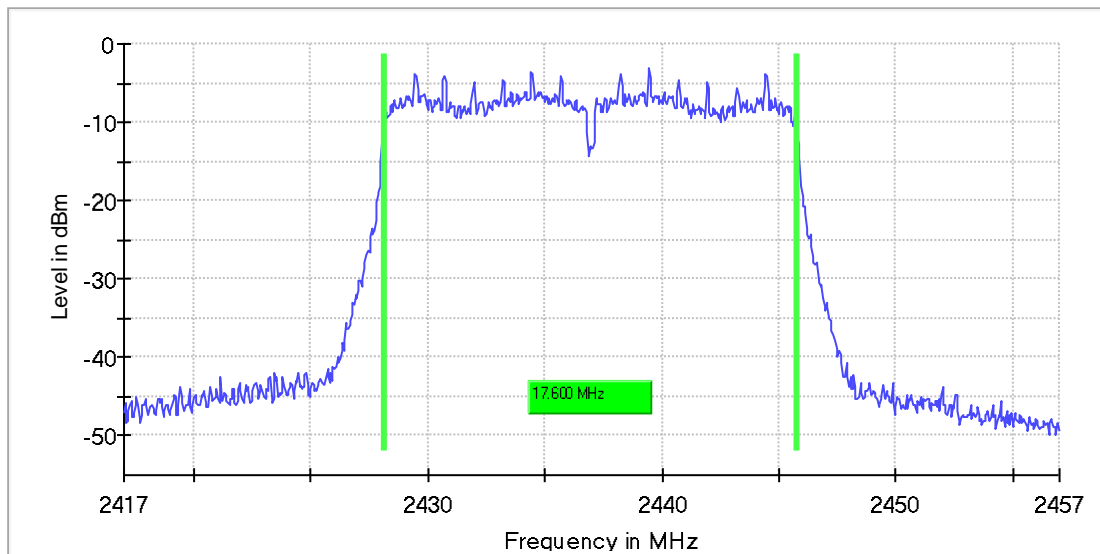


**6dB\_BW\_CH06\_n-mode\_MCS0**

DUT Frequency (MHz)	Bandwidth (MHz)	Limit Min (MHz)	Limit Max (MHz)	Band Edge Left (MHz)	Band Edge Right (MHz)
2437.000000	17.600000	0.500000	---	2428.150000	2445.750000

(continuation of the "6 dB Bandwidth" table from column 6 ...)

DUT Frequency (MHz)	Max Level (dBm)	Result
2437.000000	-3.2	PASS

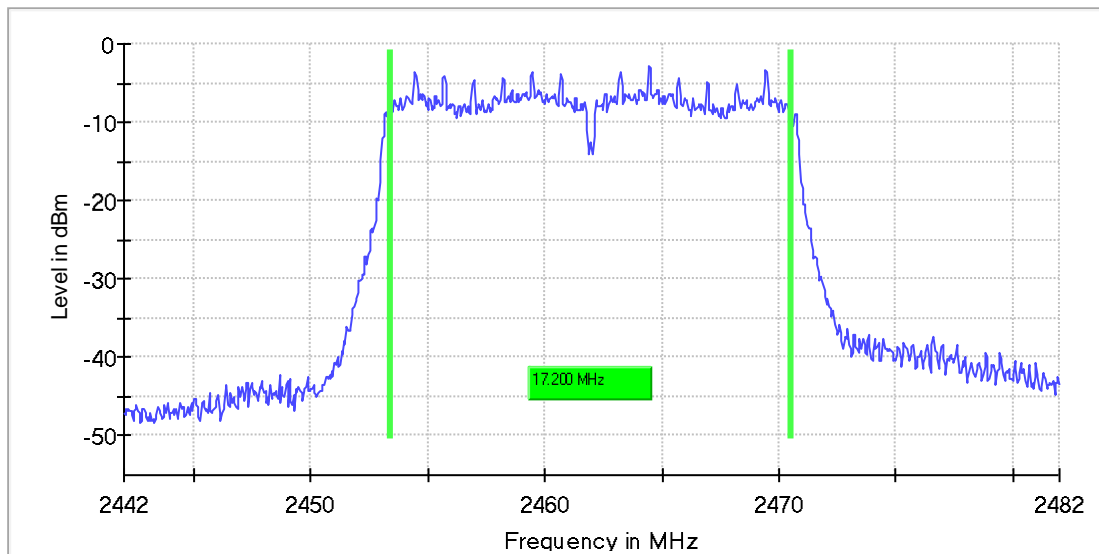


**6dB\_BW\_CH11\_n-mode\_MCS0**

DUT Frequency (MHz)	Bandwidth (MHz)	Limit Min (MHz)	Limit Max (MHz)	Band Edge Left (MHz)	Band Edge Right (MHz)
2462.000000	17.200000	0.500000	---	2453.350000	2470.550000

(continuation of the "6 dB Bandwidth" table from column 6 ...)

DUT Frequency (MHz)	Max Level (dBm)	Result
2462.000000	-2.8	PASS



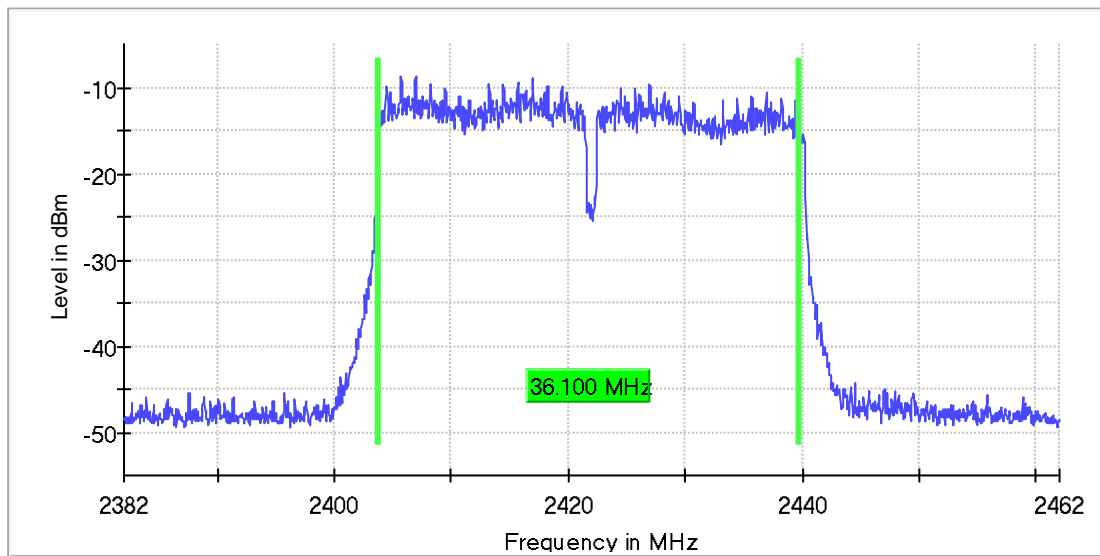
**1.4.4. n-mode(HT40)**

**6dB\_BW\_CH3\_n-mode\_MCS7**

DUT Frequency (MHz)	Bandwidth (MHz)	Limit Min (MHz)	Limit Max (MHz)	Band Edge Left (MHz)	Band Edge Right (MHz)
2422.000000	36.100000	0.500000	---	2403.700000	2439.800000

(continuation of the "6 dB Bandwidth" table from column 6 ...)

DUT Frequency (MHz)	Max Level (dBm)	Result
2422.000000	-8.7	PASS

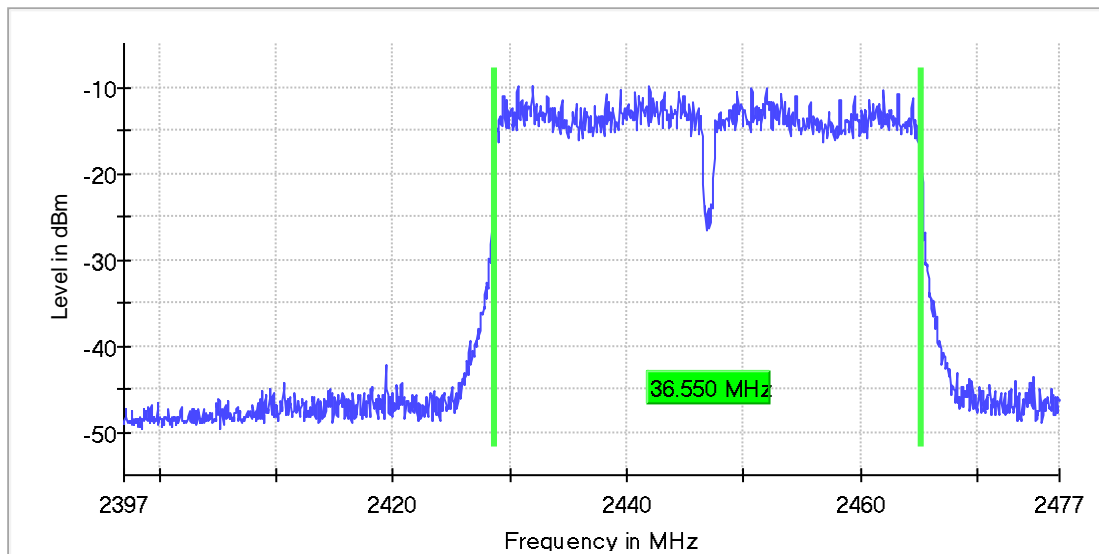


**6dB\_BW\_CH6\_n-mode\_MCS7**

DUT Frequency (MHz)	Bandwidth (MHz)	Limit Min (MHz)	Limit Max (MHz)	Band Edge Left (MHz)	Band Edge Right (MHz)
2437.000000	36.550000	0.500000	---	2428.700000	2465.250000

(continuation of the "6 dB Bandwidth" table from column 6 ...)

DUT Frequency (MHz)	Max Level (dBm)	Result
2437.000000	-9.8	PASS

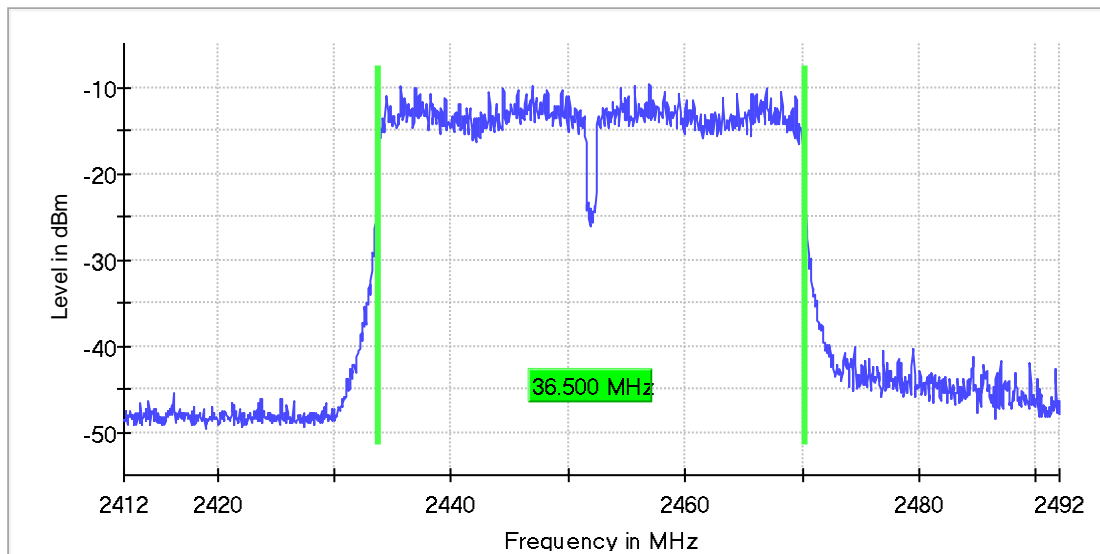


**6dB\_BW\_CH9\_n-mode\_MCS7**

DUT Frequency (MHz)	Bandwidth (MHz)	Limit Min (MHz)	Limit Max (MHz)	Band Edge Left (MHz)	Band Edge Right (MHz)
2452.000000	36.500000	0.500000	---	2433.700000	2470.200000

(continuation of the "6 dB Bandwidth" table from column 6 ...)

DUT Frequency (MHz)	Max Level (dBm)	Result
2452.000000	-9.6	PASS





## 1.5. 99% Occupied Bandwidth

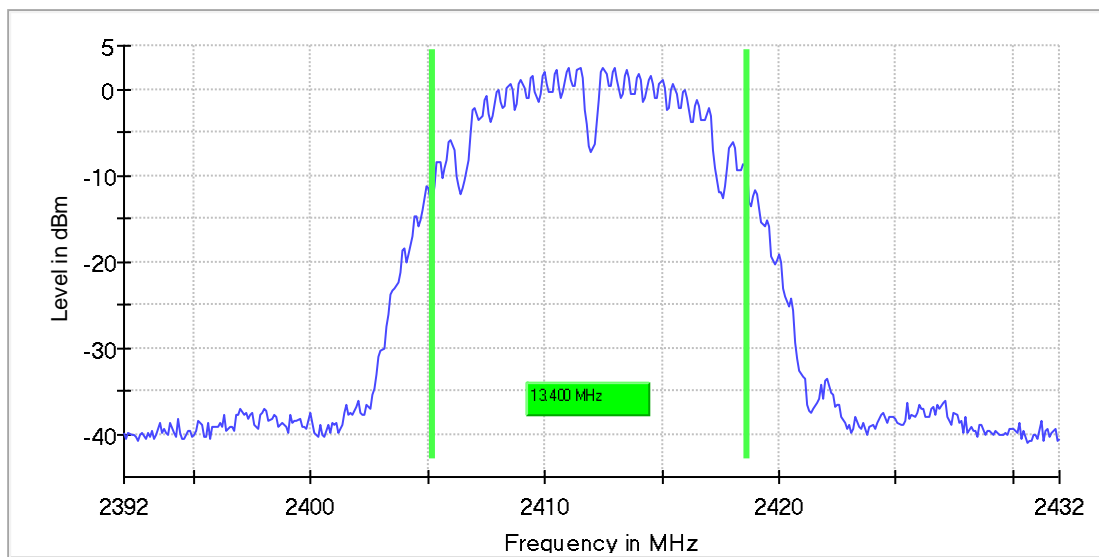
### 1.5.1. b-mode

#### 99% Occupied Bandwidth CH1\_b mode\_1Mbit/s

DUT Frequency (MHz)	Bandwidth (MHz)	Limit Min (MHz)	Limit Max (MHz)	Band Edge Left (MHz)	Band Edge Right (MHz)
2412.000000	13.400000	---	---	2405.200000	2418.600000

(continuation of the "99 % Bandwidth" table from column 6 ...)

DUT Frequency (MHz)	Result
2412.000000	PASS

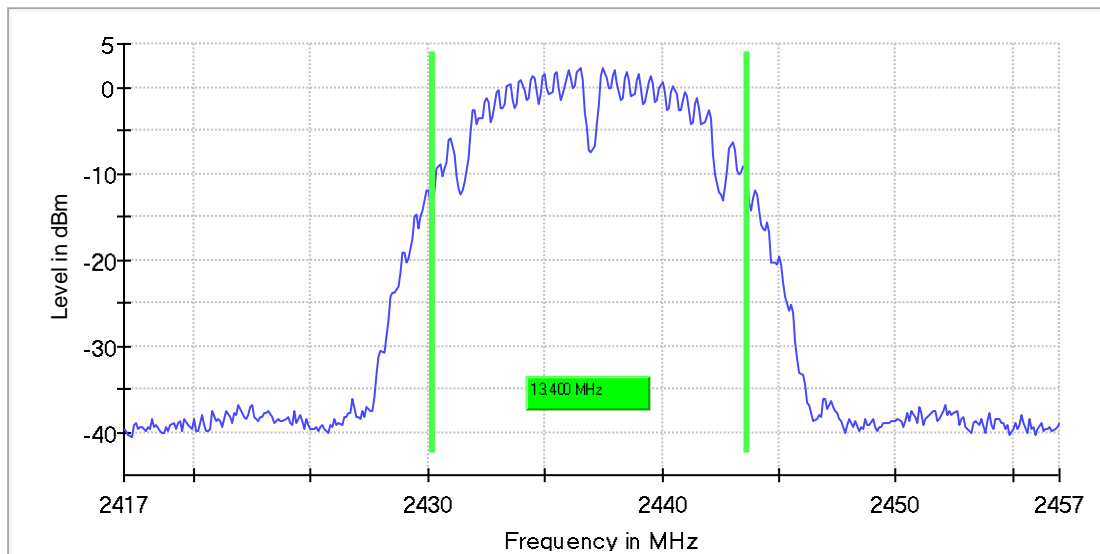


**99% Occupied Bandwidth CH6\_b mode\_1Mbit/s**

DUT Frequency (MHz)	Bandwidth (MHz)	Limit Min (MHz)	Limit Max (MHz)	Band Edge Left (MHz)	Band Edge Right (MHz)
2437.000000	13.400000	---	---	2430.200000	2443.600000

(continuation of the "99 % Bandwidth" table from column 6 ...)

DUT Frequency (MHz)	Result
2437.000000	PASS

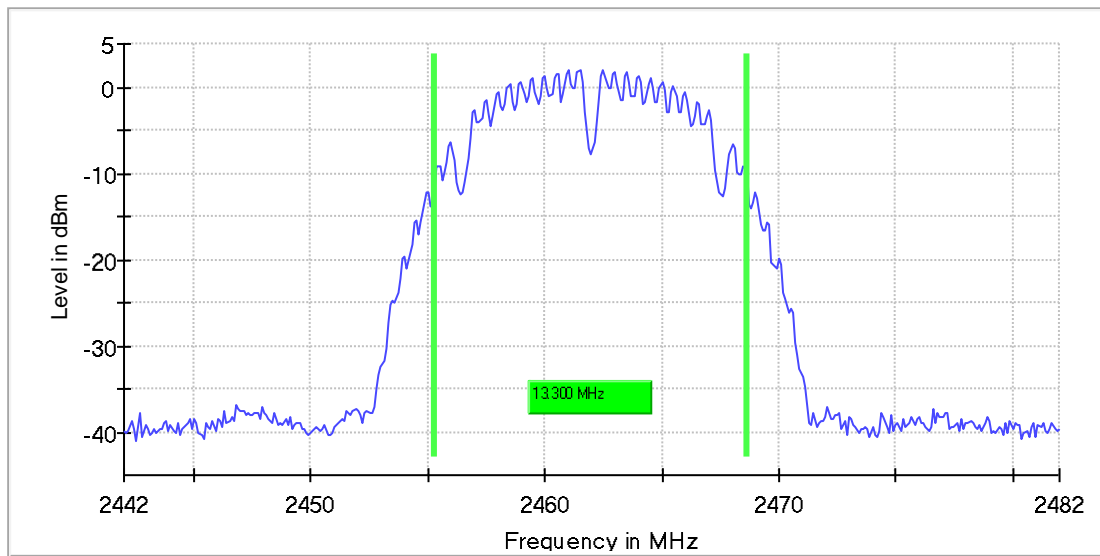


**99% Occupied Bandwidth CH11\_b mode\_1Mbit/s**

DUT Frequency (MHz)	Bandwidth (MHz)	Limit Min (MHz)	Limit Max (MHz)	Band Edge Left (MHz)	Band Edge Right (MHz)
2462.000000	13.300000	---	---	2455.300000	2468.600000

(continuation of the "99 % Bandwidth" table from column 6 ...)

DUT Frequency (MHz)	Result
2462.000000	PASS



1.5.2. g-mode

99% Occupied Bandwidth CH1\_g mode\_12 Mbit/s

DUT Frequency (MHz)	Bandwidth (MHz)	Limit Min (MHz)	Limit Max (MHz)	Band Edge Left (MHz)	Band Edge Right (MHz)
2412.000000	16.600000	---	---	2403.700000	2420.300000

(continuation of the "99 % Bandwidth" table from column 6 ...)

DUT Frequency (MHz)	Result
2412.000000	PASS

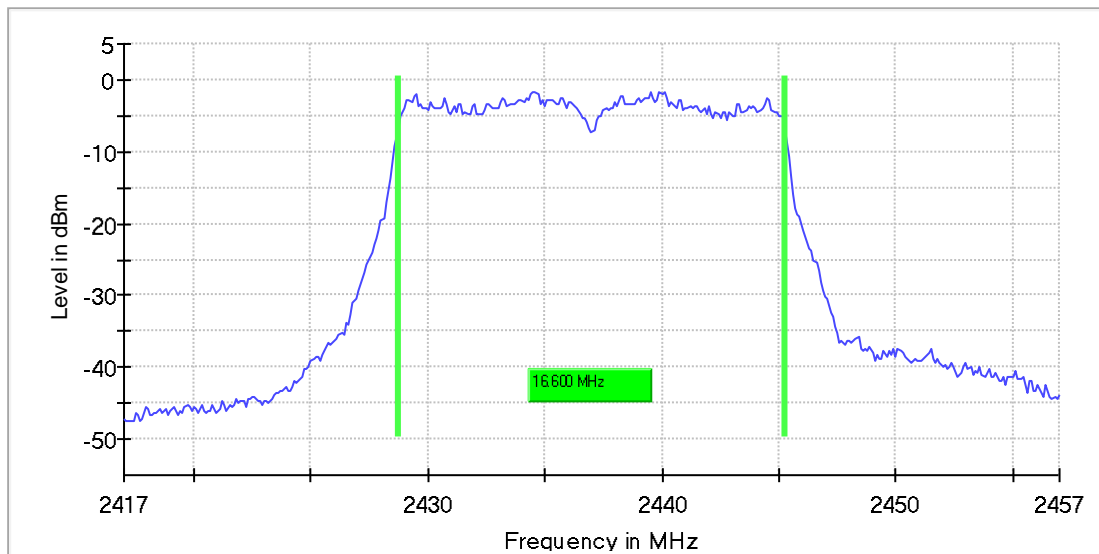


**99% Occupied Bandwidth CH6\_g mode\_12 Mbit/s**

DUT Frequency (MHz)	Bandwidth (MHz)	Limit Min (MHz)	Limit Max (MHz)	Band Edge Left (MHz)	Band Edge Right (MHz)
2437.000000	16.600000	---	---	2428.700000	2445.300000

(continuation of the "99 % Bandwidth" table from column 6 ...)

DUT Frequency (MHz)	Result
2437.000000	PASS

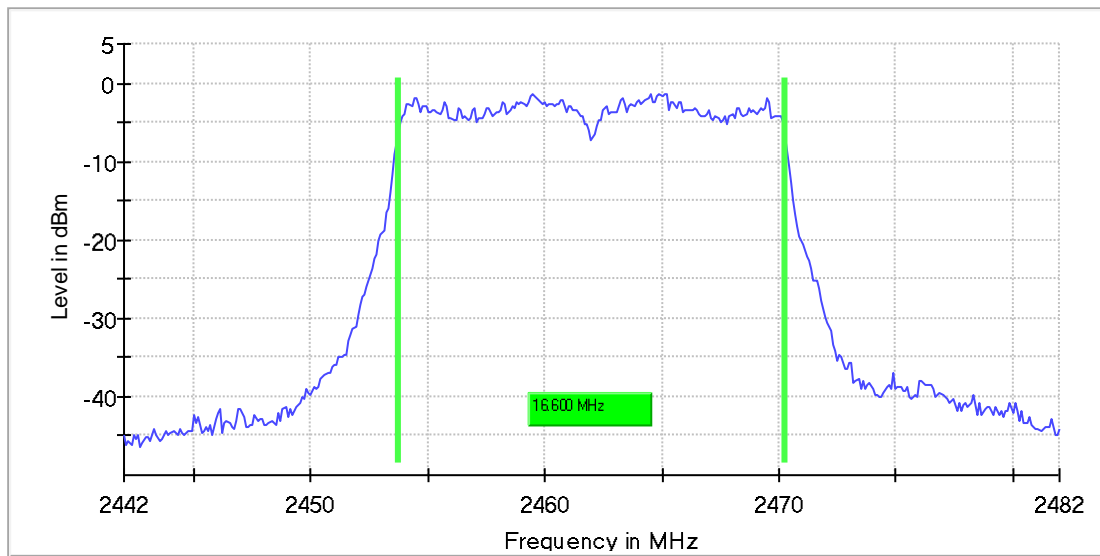


**99% Occupied Bandwidth CH11\_g mode\_12 Mbit/s**

DUT Frequency (MHz)	Bandwidth (MHz)	Limit Min (MHz)	Limit Max (MHz)	Band Edge Left (MHz)	Band Edge Right (MHz)
2462.000000	16.600000	---	---	2453.700000	2470.300000

(continuation of the "99 % Bandwidth" table from column 6 ...)

DUT Frequency (MHz)	Result
2462.000000	PASS



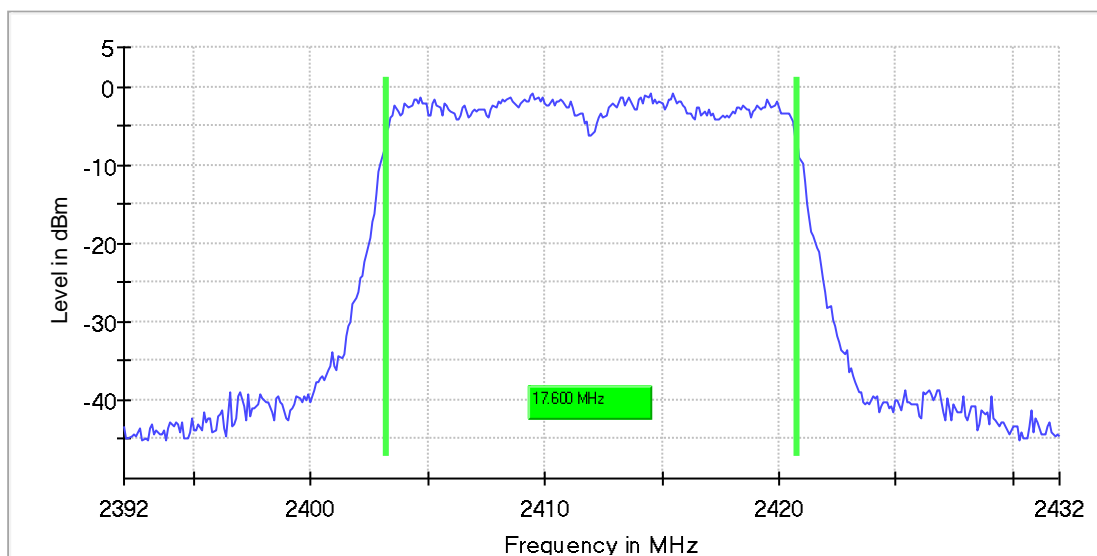
### 1.5.3. n-mode(HT20)

#### 99% Occupied Bandwidth CH1\_n mode\_MCS0

DUT Frequency (MHz)	Bandwidth (MHz)	Limit Min (MHz)	Limit Max (MHz)	Band Edge Left (MHz)	Band Edge Right (MHz)
2412.000000	17.600000	---	---	2403.200000	2420.800000

(continuation of the "99 % Bandwidth" table from column 6 ...)

DUT Frequency (MHz)	Result
2412.000000	PASS

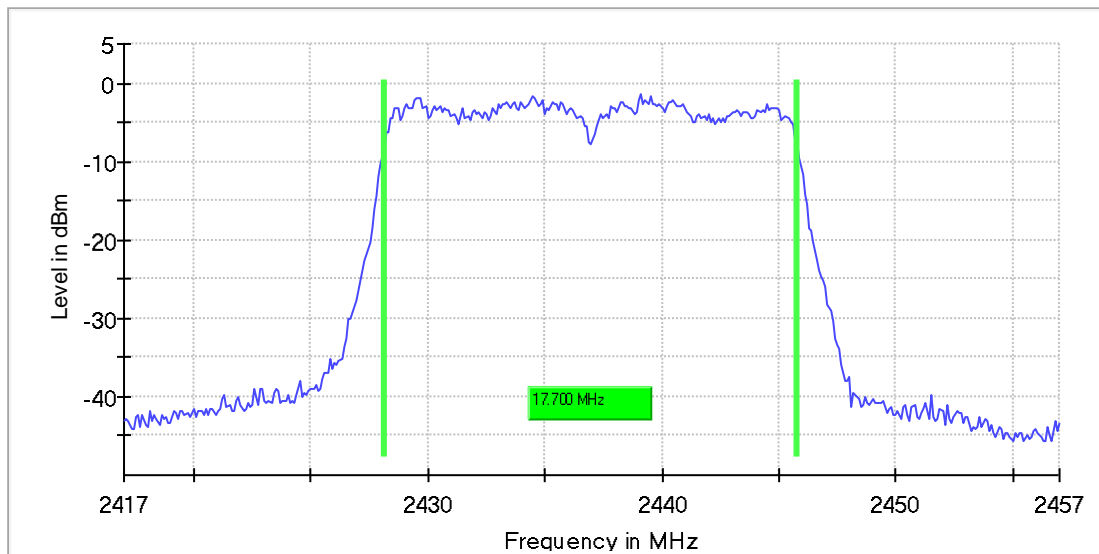


**99% Occupied Bandwidth CH6 n mode\_MCS0**

DUT Frequency (MHz)	Bandwidth (MHz)	Limit Min (MHz)	Limit Max (MHz)	Band Edge Left (MHz)	Band Edge Right (MHz)
2437.000000	17.700000	---	---	2428.100000	2445.800000

(continuation of the "99 % Bandwidth" table from column 6 ...)

DUT Frequency (MHz)	Result
2437.000000	PASS



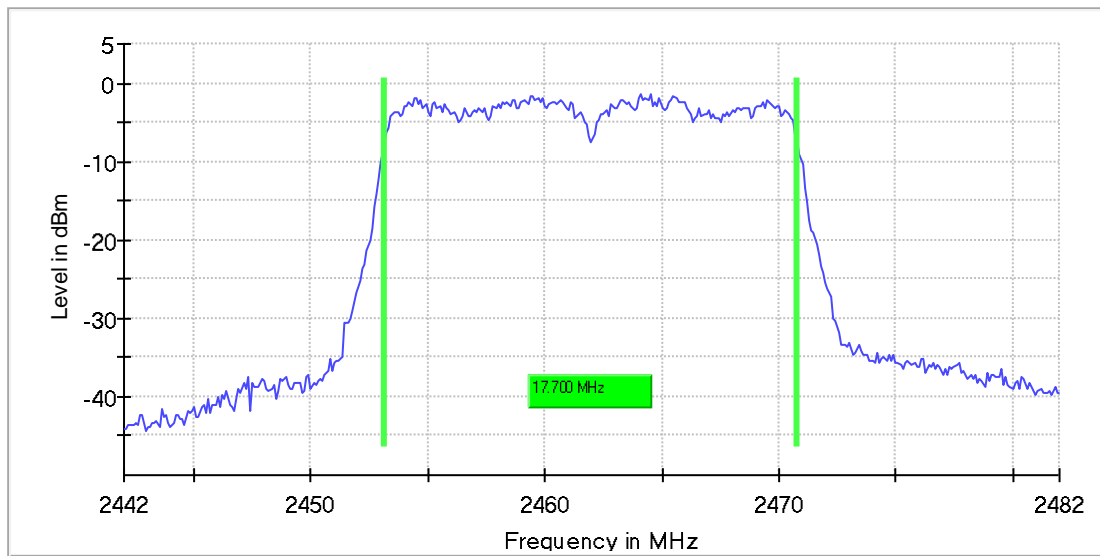


**99% Occupied Bandwidth CH11 n mode\_MCS0**

DUT Frequency (MHz)	Bandwidth (MHz)	Limit Min (MHz)	Limit Max (MHz)	Band Edge Left (MHz)	Band Edge Right (MHz)
2462.000000	17.700000	---	---	2453.100000	2470.800000

(continuation of the "99 % Bandwidth" table from column 6 ...)

DUT Frequency (MHz)	Result
2462.000000	PASS



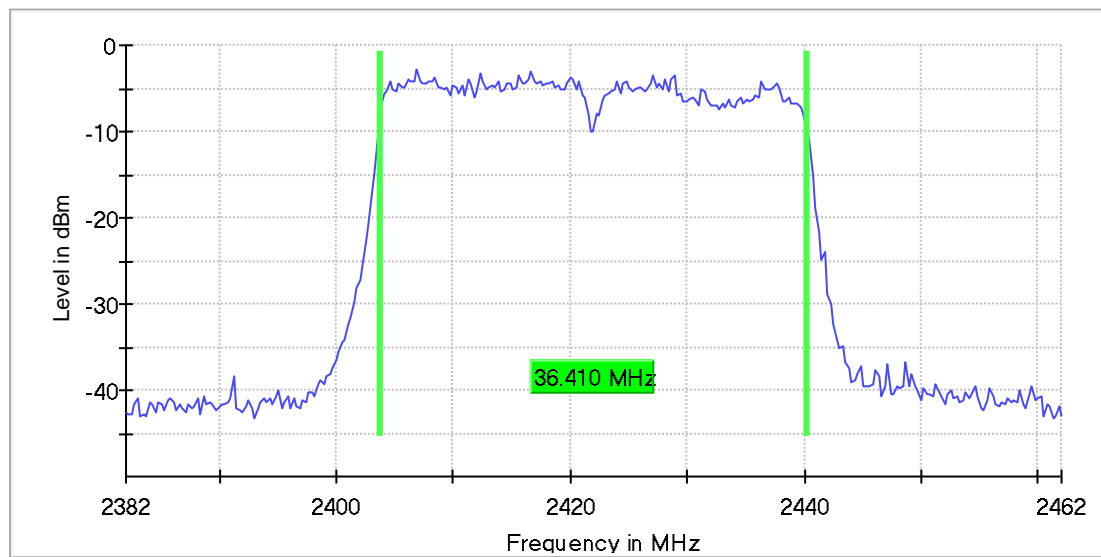
### 1.5.4. n-mode(HT40)

#### 99% Occupied Bandwidth CH3\_n mode\_MCS7

DUT Frequency (MHz)	Bandwidth (MHz)	Limit Min (MHz)	Limit Max (MHz)	Band Edge Left (MHz)	Band Edge Right (MHz)
2422.000000	36.410256	---	---	2403.794872	2440.205128

(continuation of the "99 % Bandwidth" table from column 6 ...)

DUT Frequency (MHz)	Result
2422.000000	PASS

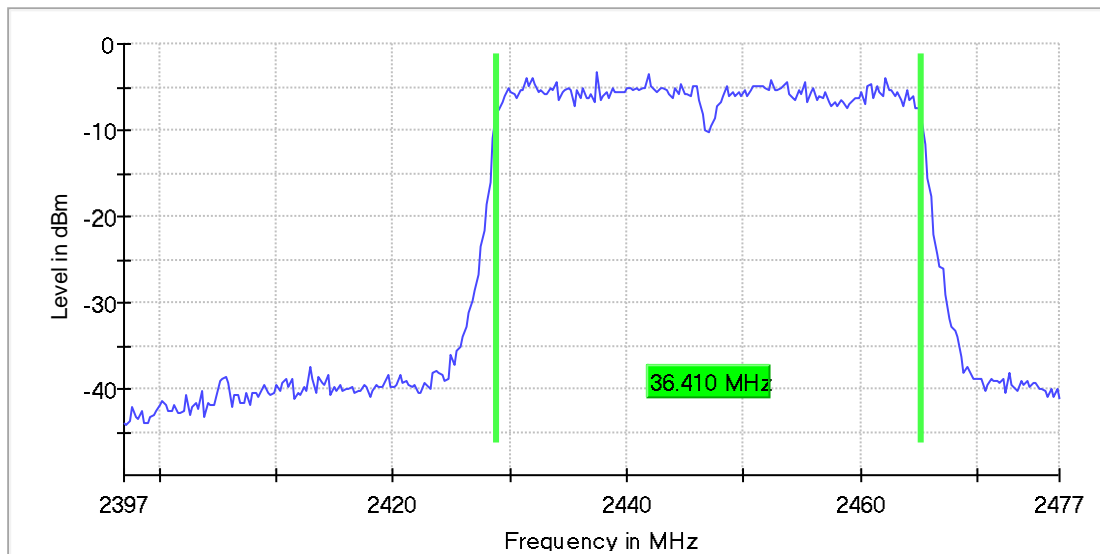


**99% Occupied Bandwidth CH9\_n mode\_MCS7**

DUT Frequency (MHz)	Bandwidth (MHz)	Limit Min (MHz)	Limit Max (MHz)	Band Edge Left (MHz)	Band Edge Right (MHz)
2437.000000	36.410256	---	---	2428.794872	2465.205128

(continuation of the "99 % Bandwidth" table from column 6 ...)

DUT Frequency (MHz)	Result
2437.000000	PASS



## 1.6. Frequency Stability

### 1.6.1. Tmin – Vnom

Modulation	Channel	99% OBW	Tnom - Vnom		Vnom - Tmin	
			left Bandedge	right Bandedge	left Bandedge	right Bandedge
	MHz	MHz	MHz	MHz	MHz	MHz
b-mode 1Mbit/s	2412	13.40000	2405.2000	2418.6000	2405.1000	2418.7000
	2437	13.40000	2430.2000	2443.6000	2430.2000	2443.7000
	2462	13.30000	2455.3000	2468.6000	2455.3000	2468.7000
g-mode 12 Mbit/s	2412	16.60000	2403.7000	2420.3000	2403.7000	2420.3000
	2437	16.60000	2428.7000	2445.3000	2428.7000	2445.3000
	2462	16.60000	2453.7000	2470.3000	2453.7000	2470.3000
n-mode HT20 MCS0	2412	17.60000	2403.2000	2420.8000	2403.2000	2420.8000
	2437	17.70000	2428.1000	2445.8000	2428.2000	2445.8000
	2462	17.70000	2453.1000	2470.8000	2453.2000	2470.9000
n-mode HT40 MCS1	2422	36.41026	2403.7949	2440.2051	2403.7949	2440.2051
	2452	36.41026	2433.7949	2470.2051	2403.7949	2440.2051

### 1.6.2. Tmax – Vnom

Modulation	Channel	99% OBW	Tnom - Vnom		Vnom - Tmax	
			left Bandedge	right Bandedge	left Bandedge	right Bandedge
	MHz	MHz	MHz	MHz	MHz	MHz
b-mode 1Mbit/s	2412	13.40000	2405.2000	2418.6000	2405.1000	2418.7000
	2437	13.40000	2430.2000	2443.6000	2430.2000	2443.6000
	2462	13.30000	2455.3000	2468.6000	2455.2000	2468.6000
g-mode 12 Mbit/s	2412	16.60000	2403.7000	2420.3000	2403.7000	2420.3000
	2437	16.60000	2428.7000	2445.3000	2428.7000	2445.3000
	2462	16.60000	2453.7000	2470.3000	2453.6000	2470.3000
n-mode HT20 MCS0	2412	17.60000	2403.2000	2420.8000	2403.2000	2420.8000
	2437	17.70000	2428.1000	2445.8000	2428.1000	2445.8000
	2462	17.70000	2453.1000	2470.8000	2453.1000	2470.8000
n-mode HT40 MCS1	2422	36.41026	2403.7949	2440.2051	2403.7949	2440.2051
	2452	36.41026	2433.7949	2470.2051	2433.7949	2470.2051

### 1.6.3. Tnom – Vmin

Modulation	Channel	99% OBW	Tnom - Vnom		Vmin -Tnom	
			left Bandedge	right Bandedge	left Bandedge	right Bandedge
	MHz	MHz	MHz	MHz	MHz	MHz
b-mode 1Mbit/s	2412	13.40000	2405.2000	2418.6000	2405.2000	2418.8000
	2437	13.40000	2430.2000	2443.6000	2430.2000	2443.6000
	2462	13.30000	2455.3000	2468.6000	2455.2000	2468.6000
g-mode 12 Mbit/s	2412	16.60000	2403.7000	2420.3000	2403.7000	2420.3000
	2437	16.60000	2428.7000	2445.3000	2428.7000	2445.3000
	2462	16.60000	2453.7000	2470.3000	2453.7000	2470.3000
n-mode HT20 MCS0	2412	17.60000	2403.2000	2420.8000	2403.2000	2420.8000
	2437	17.70000	2428.1000	2445.8000	2428.1000	2445.8000
	2462	17.70000	2453.1000	2470.8000	2453.1000	2470.8000
n-mode HT40 MCS1	2422	36.41026	2403.7949	2440.2051	2403.7949	2440.2051
	2452	36.41026	2433.7949	2470.2051	2433.7949	2470.2051

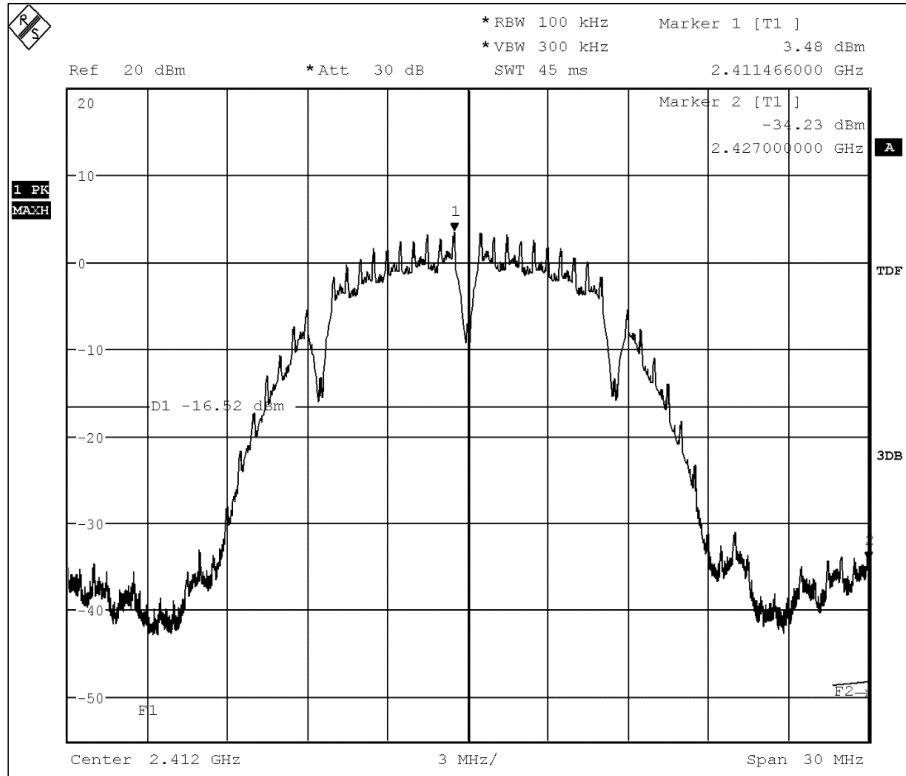
### 1.6.4. Tnom – Vmax

Modulation	Channel	99% OBW	Tnom - Vnom		Vmax -Tnom	
			left Bandedge	right Bandedge	left Bandedge	right Bandedge
	MHz	MHz	MHz	MHz	MHz	MHz
b-mode 1Mbit/s	2412	13.40000	2405.2000	2418.6000	2405.2000	2418.7000
	2437	13.40000	2430.2000	2443.6000	2430.2000	2443.6000
	2462	13.30000	2455.3000	2468.6000	2455.2000	2468.6000
g-mode 12 Mbit/s	2412	16.60000	2403.7000	2420.3000	2403.7000	2420.3000
	2437	16.60000	2428.7000	2445.3000	2428.7000	2445.3000
	2462	16.60000	2453.7000	2470.3000	2453.6000	2470.3000
n-mode HT20 MCS0	2412	17.60000	2403.2000	2420.8000	2403.2000	2420.8000
	2437	17.70000	2428.1000	2445.8000	2428.1000	2445.8000
	2462	17.70000	2453.1000	2470.8000	2453.1000	2470.8000
n-mode HT40 MCS1	2422	36.41026	2403.7949	2440.2051	2403.7949	2440.2051
	2452	36.41026	2433.7949	2470.2051	2433.7949	2470.2051

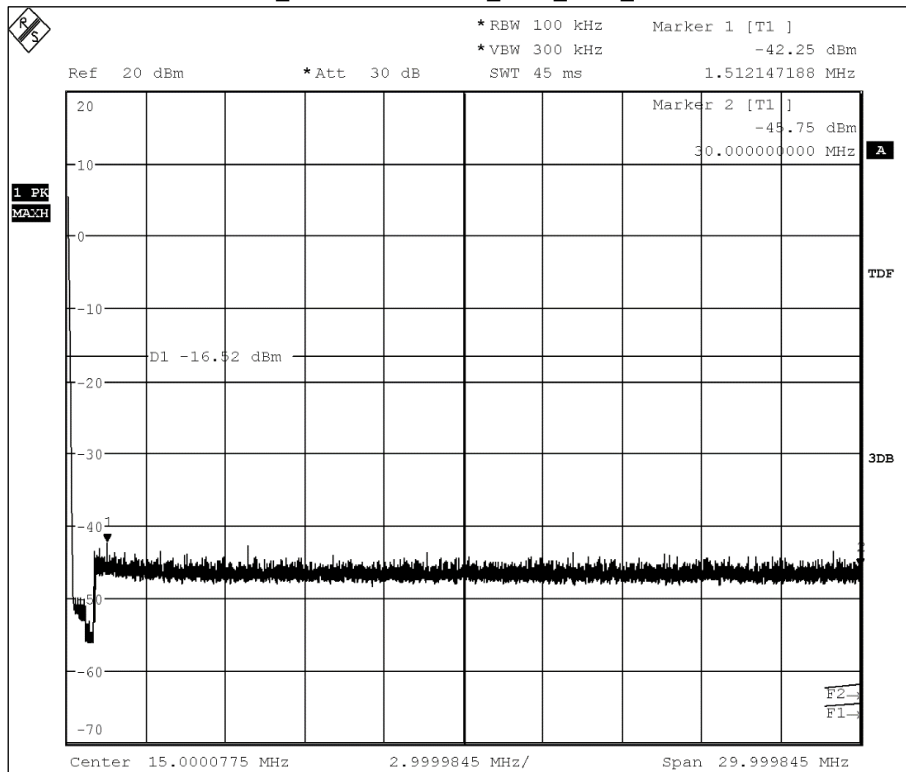
## 1.7. 20dBc Tx Spurious Emissions

### 1.7.1. b-mode

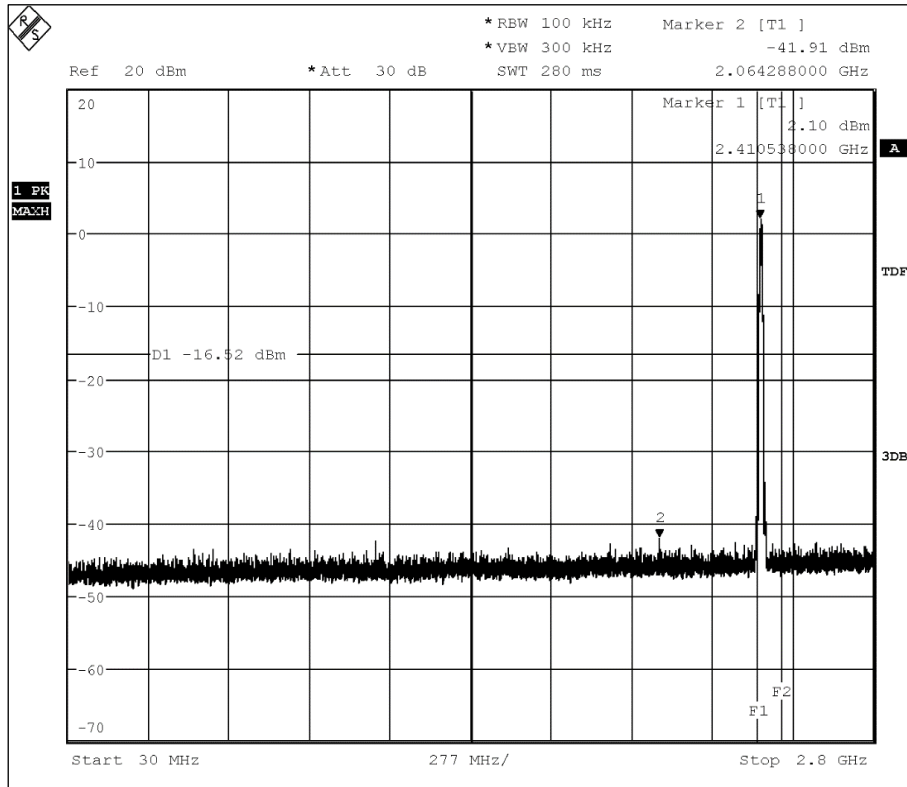
20dBc\_0.0\_REF\_2412\_bmode\_1Mbit/s



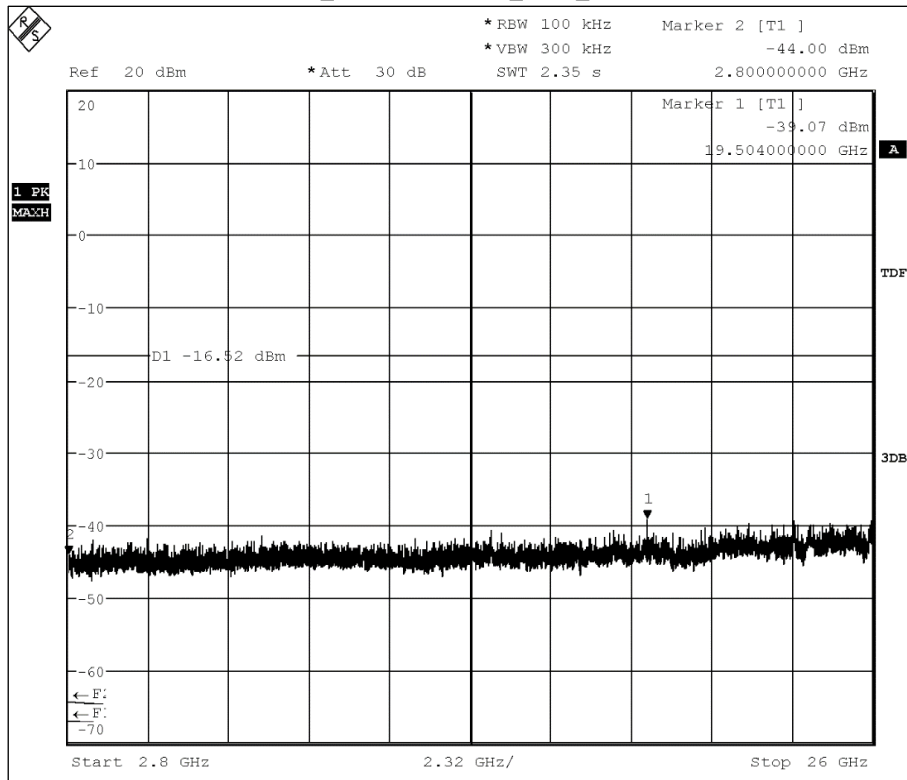
20dBc\_0.15MHz-30MHz\_REF\_2412\_1Mbit/s



### 20dBc\_0.30MHz-2.8GHz\_2412\_1Mbit/s

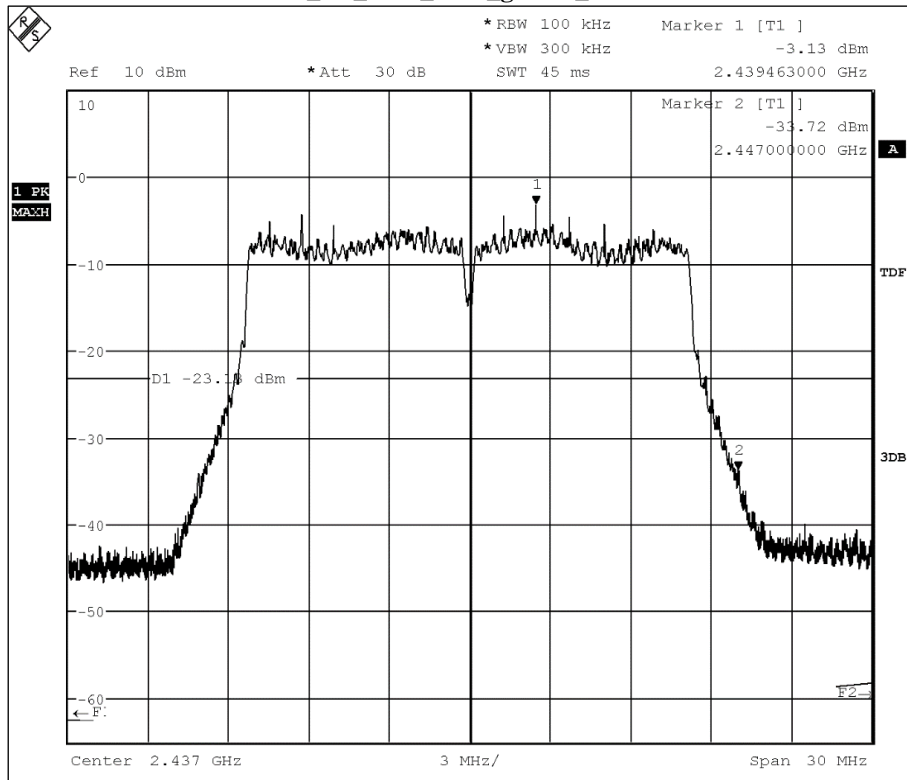


### 20dBc\_2.8GHz-26GHz\_2412\_1Mbit/s

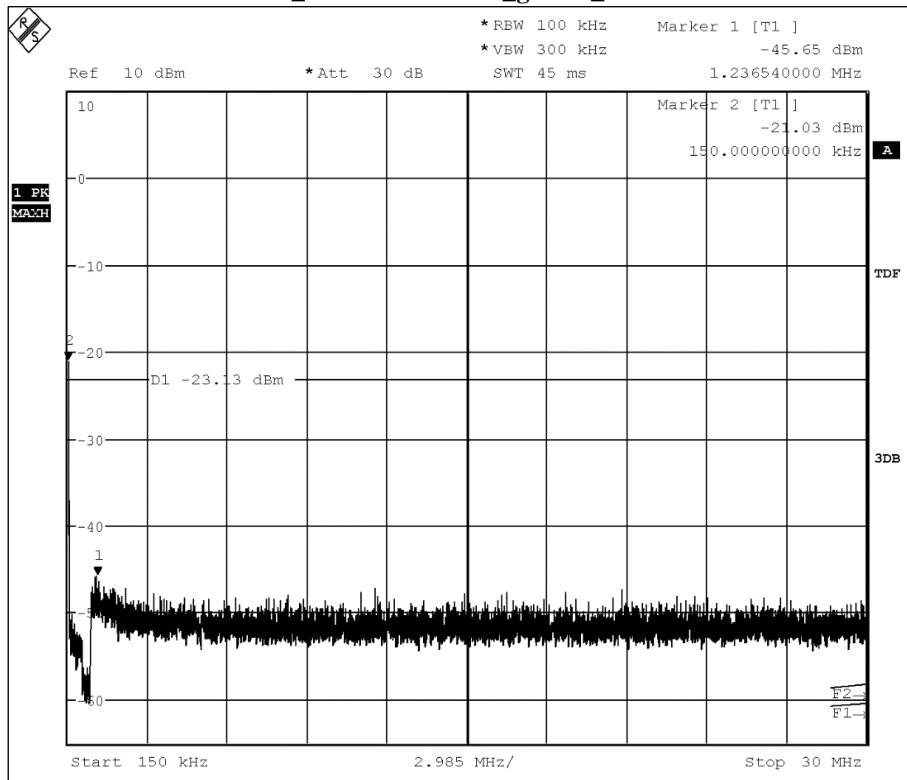


1.7.2. g-mode

20dBc\_0.0\_REF\_2437\_gmode\_12Mbit/s

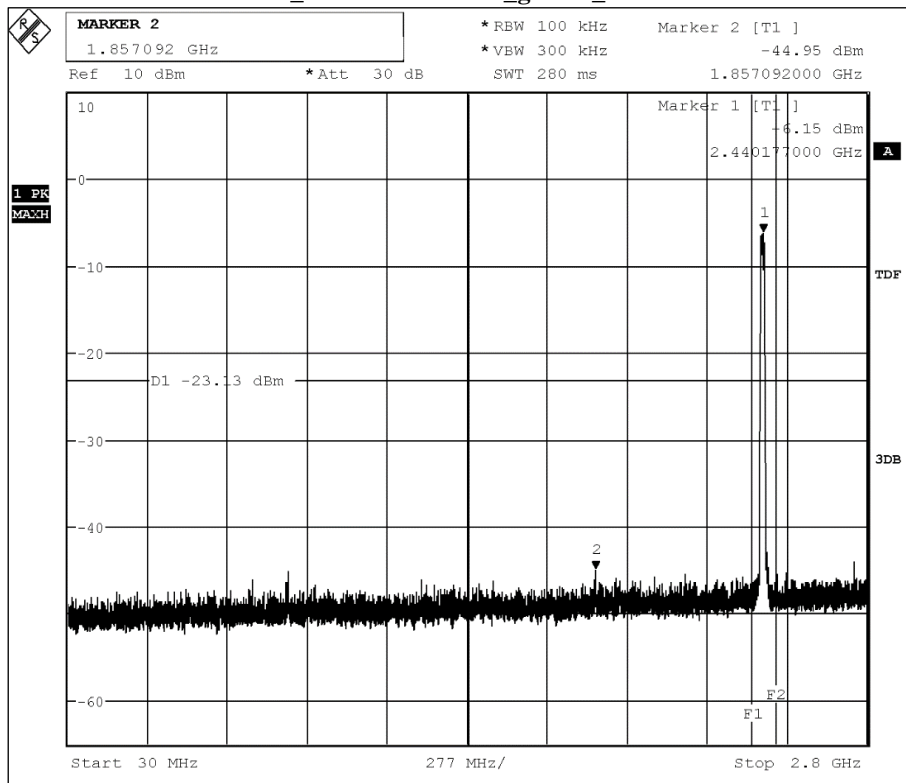


20dBc\_0.15MHz-30MHz\_gmode\_12Mbit/s

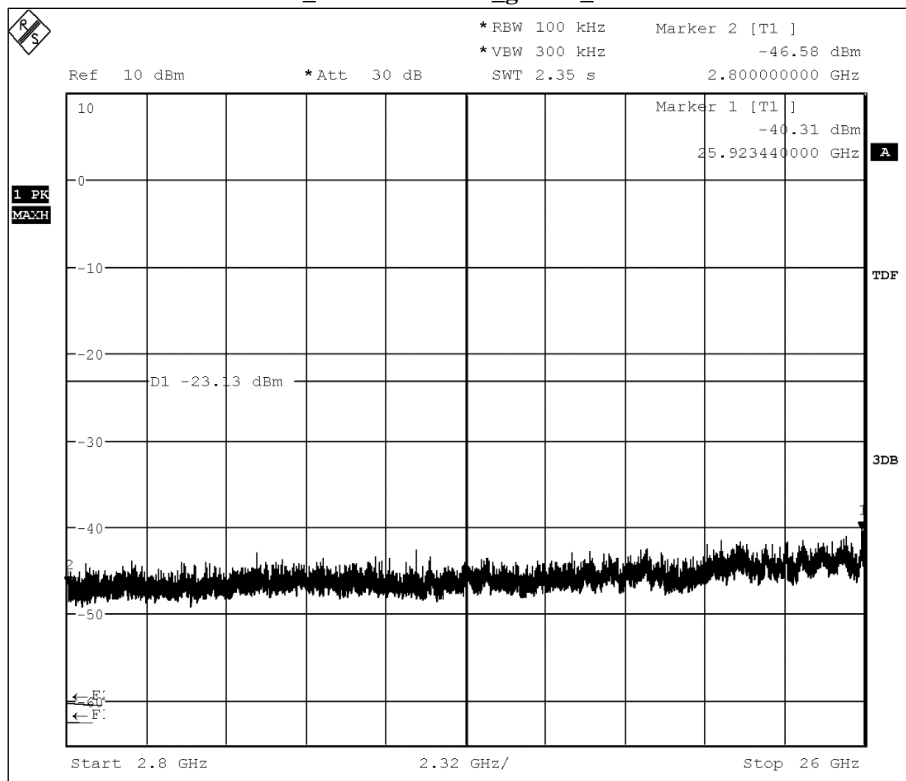




### 20dBc\_0.30MHz-2.8GHz\_gmode\_12Mbit/s

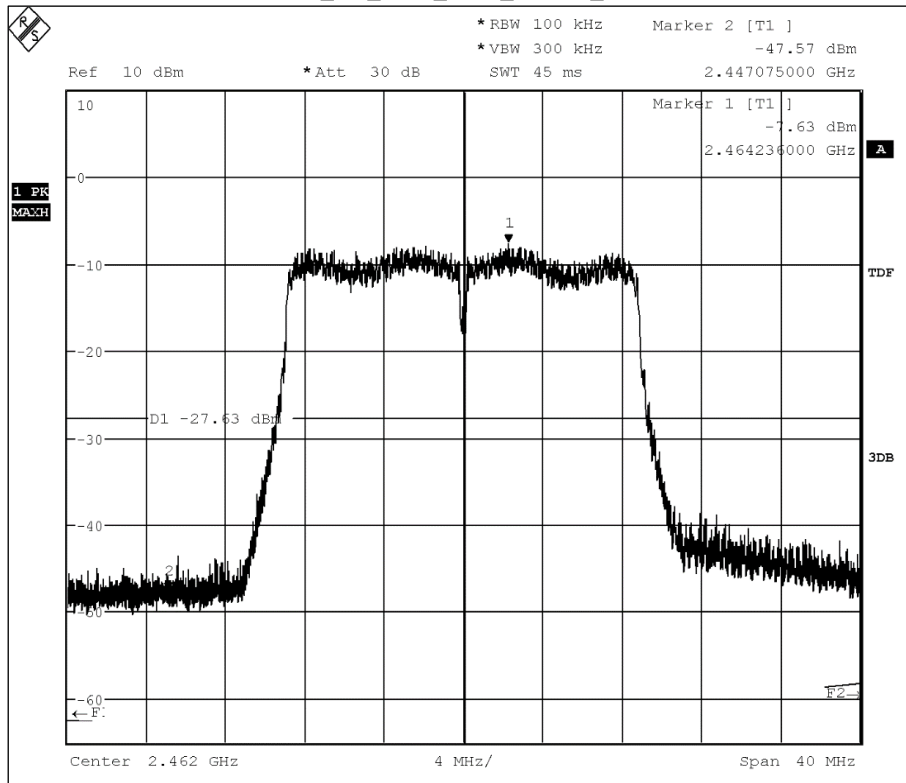


### 20dBc\_2.8GHz-26GHz\_gmode\_12Mbit/s

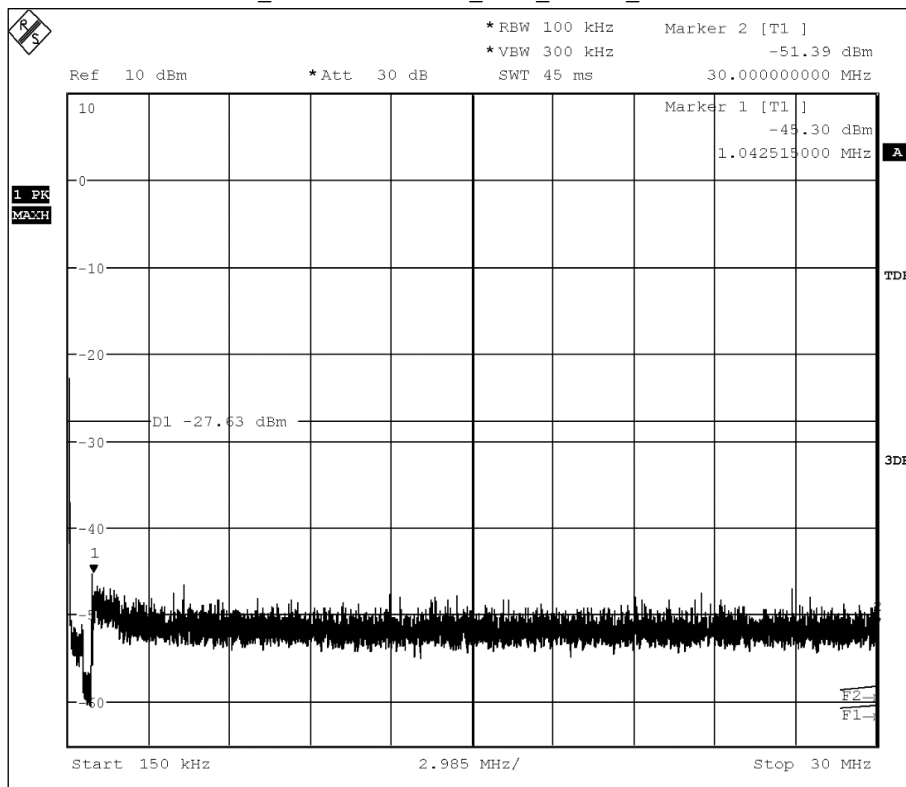


1.7.3. n-mode(HT20)

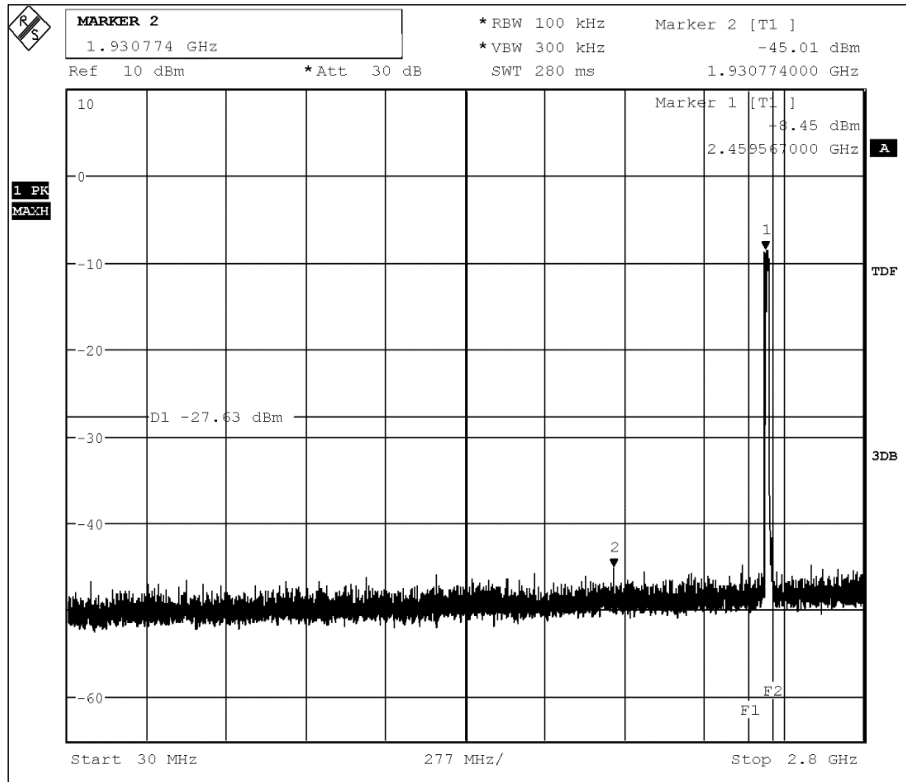
20dBc\_0.0\_REF\_2462\_nmode\_MCS0



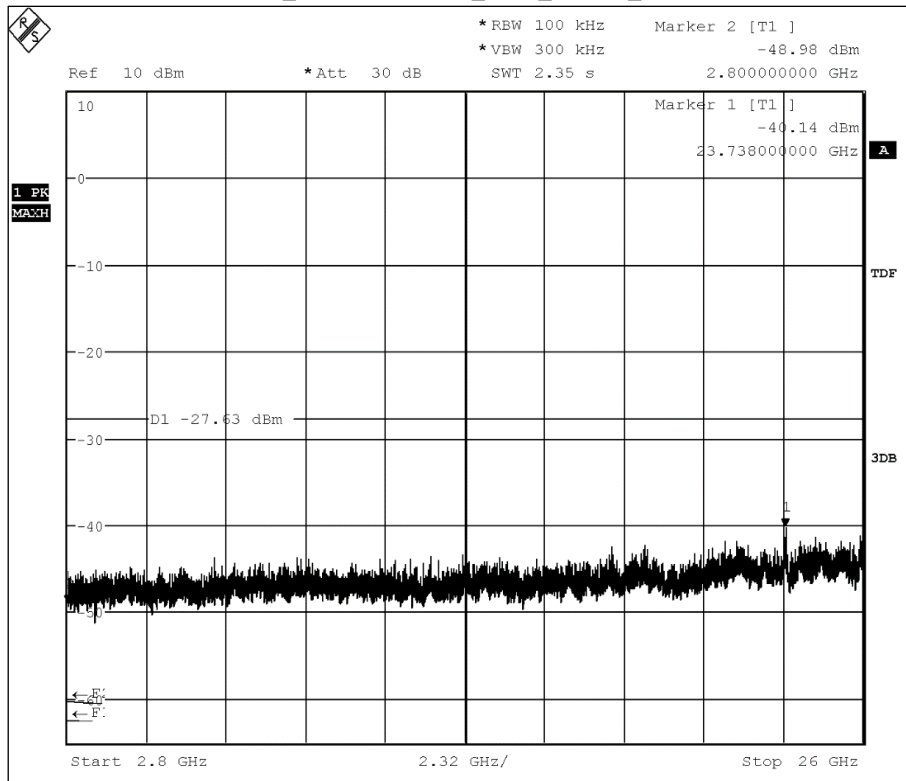
20dBc\_0.15MHz-30MHz\_2462\_nmode\_MCS0



**20dBc\_0.30MHz-2.8GHz\_2462\_nmode\_MCS0**

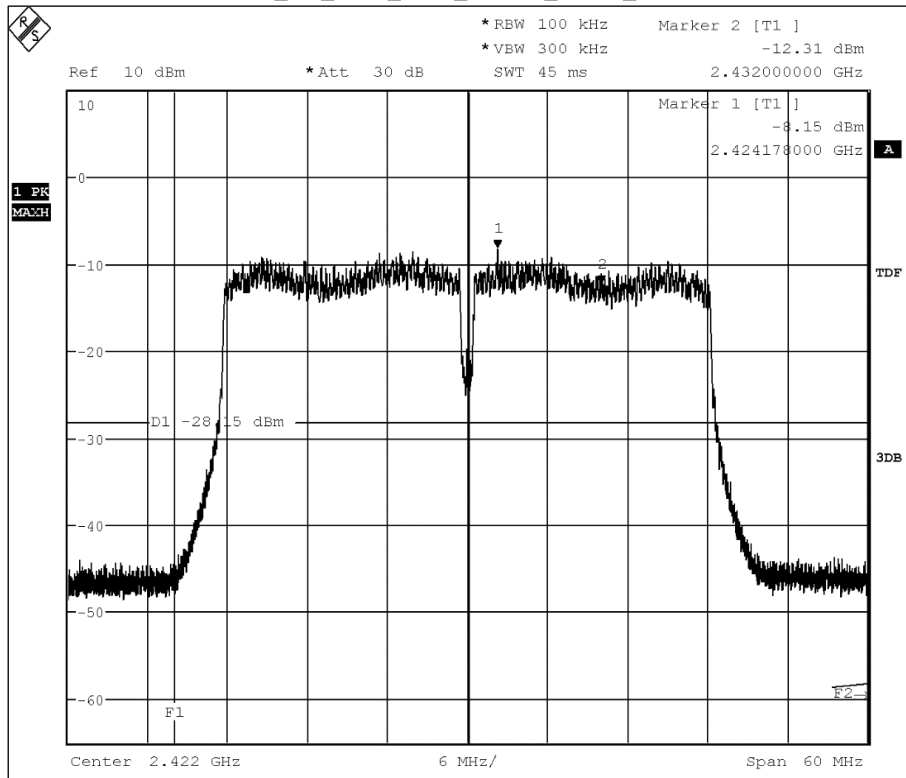


**20dBc\_2.8GHz-26GHz\_2462\_nmode\_MCS0**

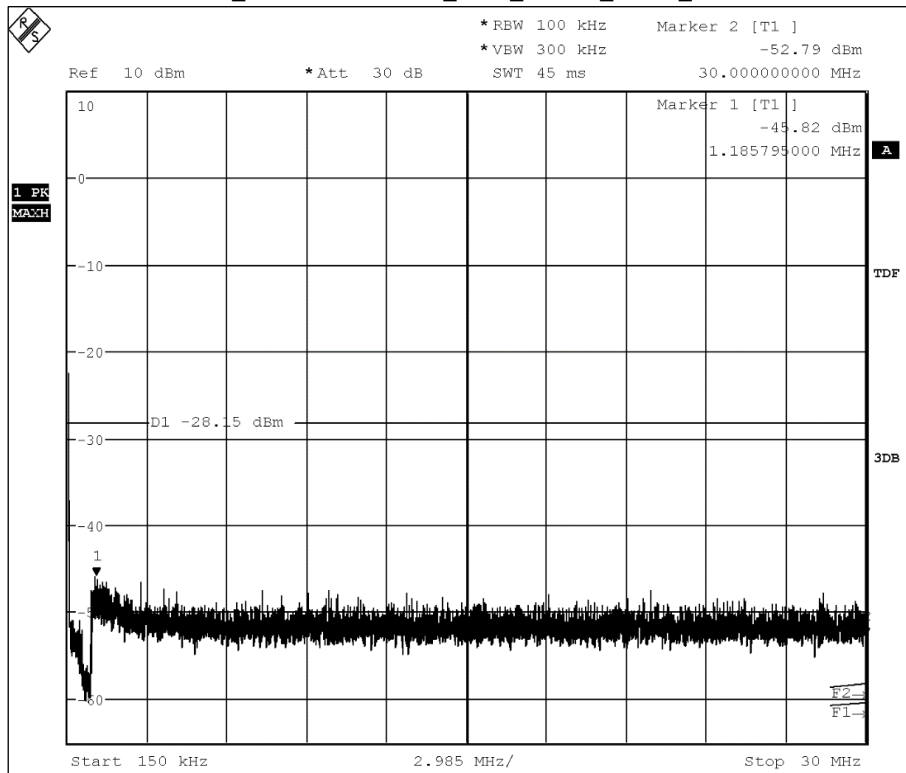


## 1.7.4. n-mode(HT40)

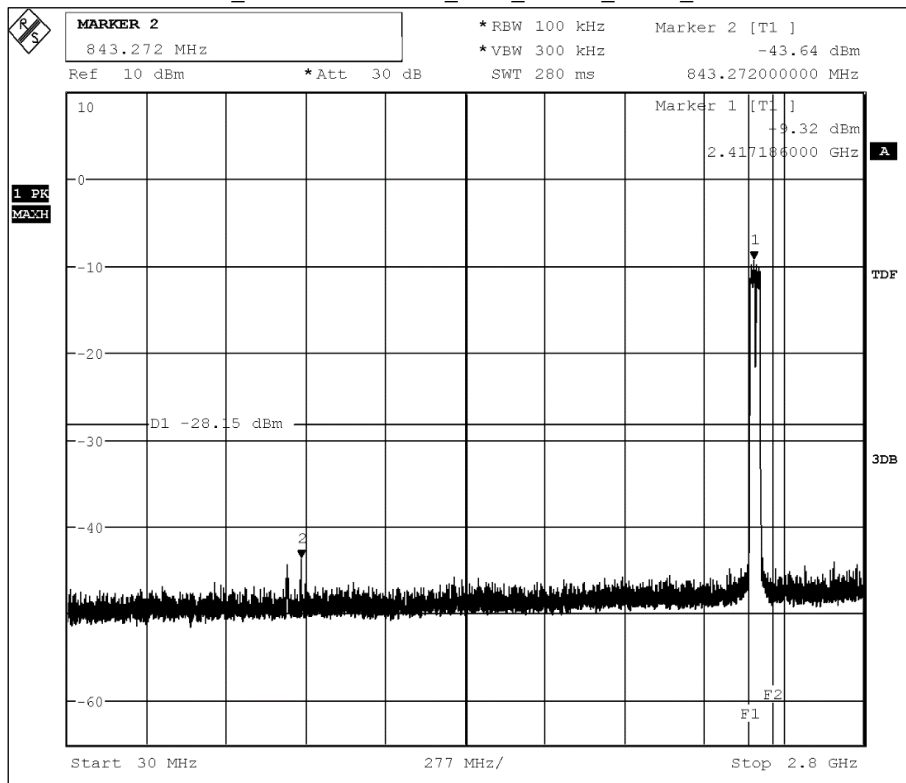
20dBc\_0.0\_REF\_2422\_nmode\_HT40\_MCS76



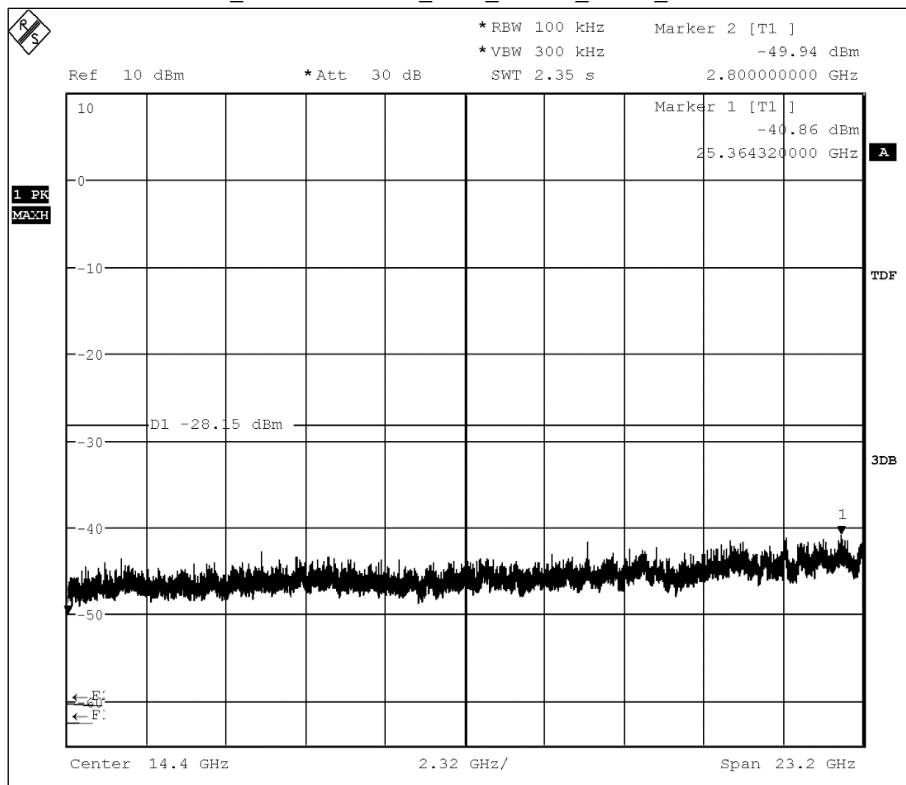
20dBc\_0.15MHz-30MHz\_2422\_nmode\_HT40\_MCS7



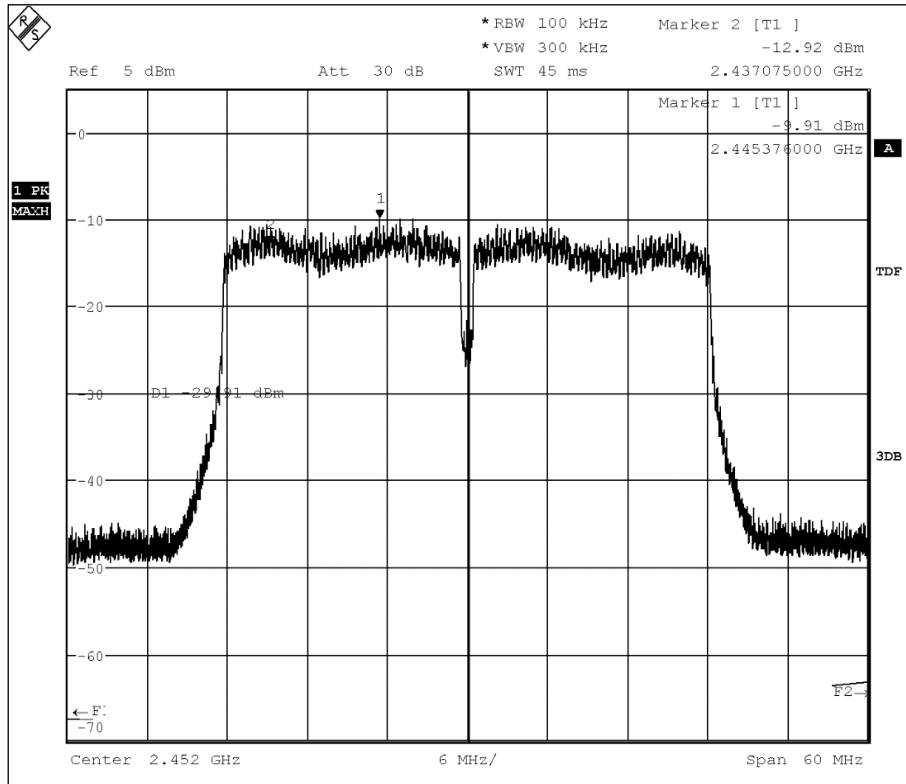
**20dBc\_0.30MHz-2.8GHz\_2422\_nmode\_HT40\_MCS7**



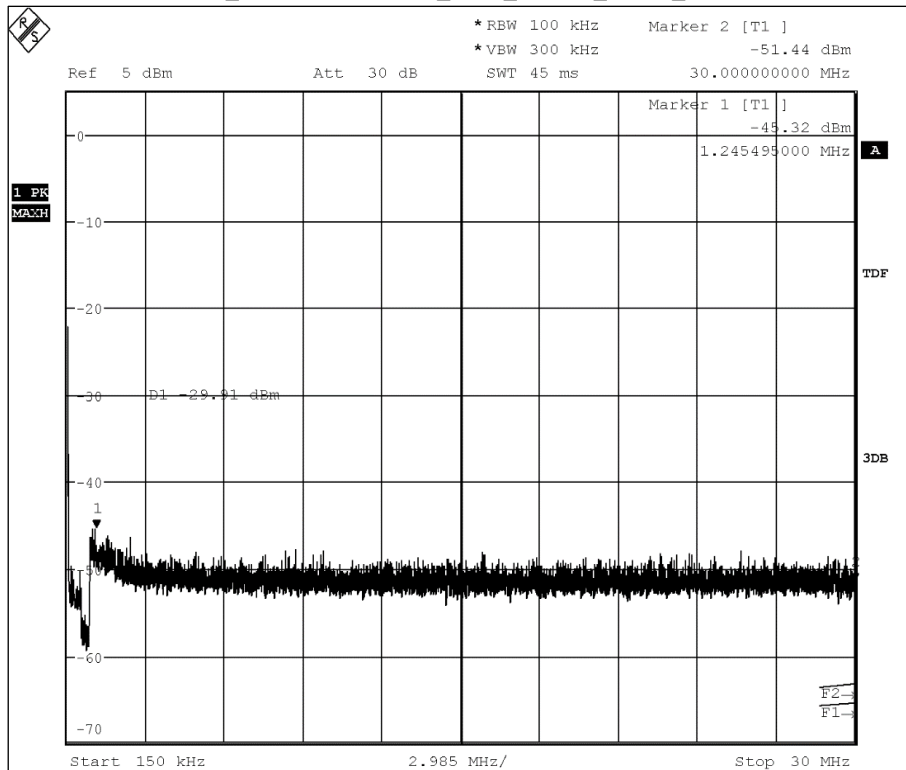
**20dBc\_2.8GHz-26GHz\_2422\_nmode\_HT40\_MCS7**



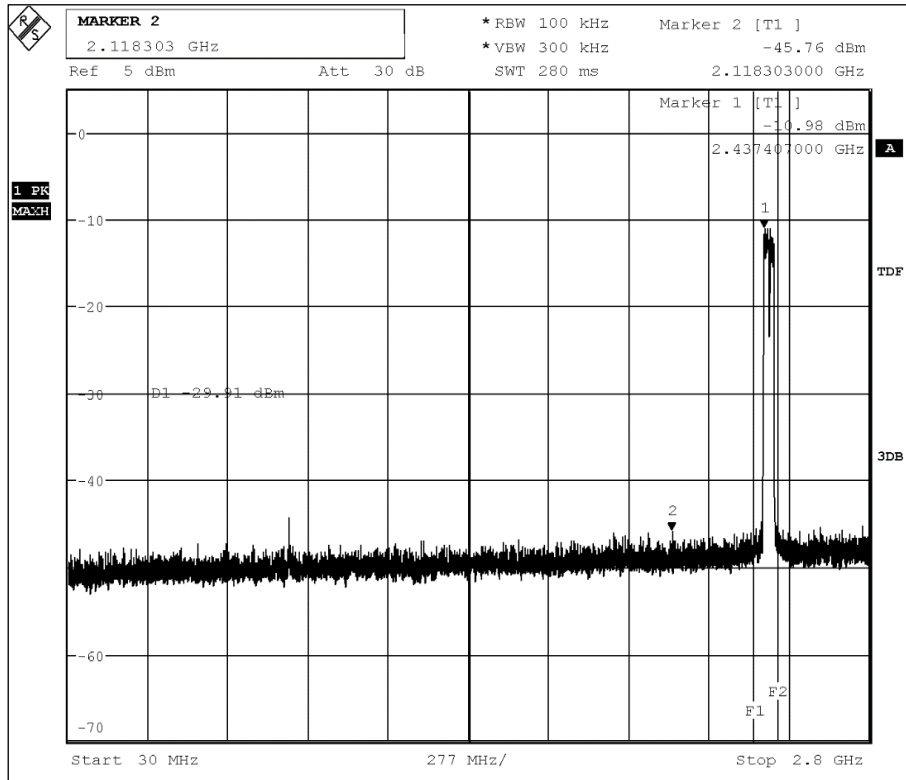
### 20dBc\_0.0\_REF\_2452\_nmode\_HT40\_MCS7



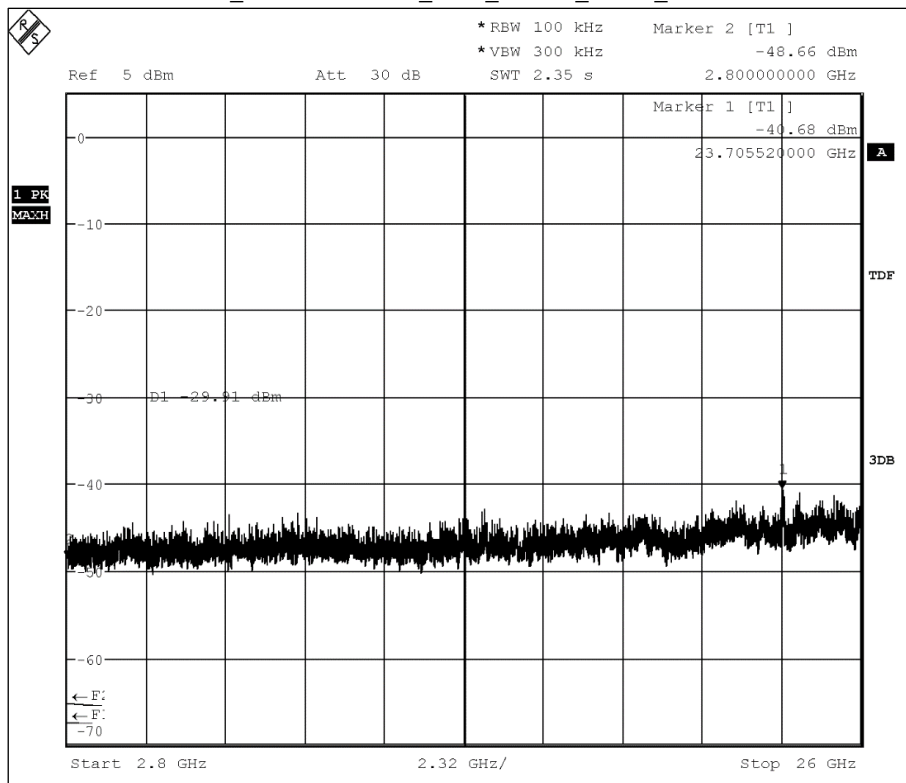
### 20dBc\_0.15MHz-30MHz\_2452\_nmode\_HT40\_MCS7



### 20dBc\_0.30MHz-2.8GHz\_2452\_nmode\_HT40\_MCS7



### 20dBc\_2.8GHz-26GHz\_2452\_nmode\_HT40\_MCS7



## 2. Radiated Measurements

### 2.1. Radiated magnetic field measurements below 30 MHz

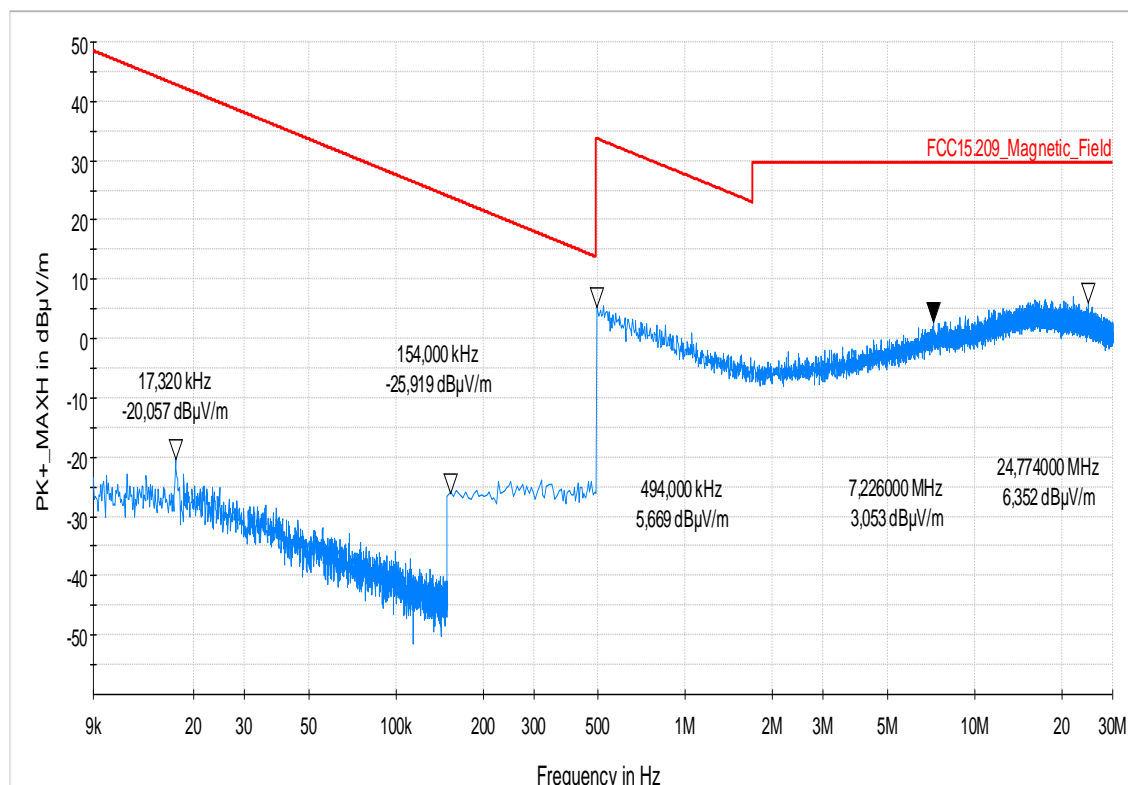
#### 2.01a\_b-mode\_ch01

##### Common Information

Test description:	Magnetic Field Strength Measurement related to 30/300 m distance
Test site and distance:	Ref.-Nr. 441 Semi Anechoic Room (SAR) with 3 m measurement distance
Version of Testsoftware:	EMC32 V9.25.0
Distance correction:	used accord. table, pls. see test report
Technical Data:	Please see page 2 for detailed data of measurement setup
Rec. antenna (pre-scan):	height 1.00 m, parallel and 90° to EUT polarisation
Used filter:	bypass
Test specification:	FCC 15.205 § 15.209; RSS-Gen: Issue 5
Operator:	TFra
Operating Mode:	WLAN 2.4   b-mode   1Mbit/s   ch01
Comment 1:	Eut is Laying
Environmental Conditions::	Humidity : 62,8%rH; Temperature: 22,6°C
Verdict:	Passed

##### EUT Information

Manufacturer:	Robert Bosch Car Multimedia GmbH
Model:	AIVIV10
Type:	Multimedia device with Bluetooth and WLAN
HW-Version	001
SW-Version	1049
Comment:	0005057
Power Supply:	13.5 V DC





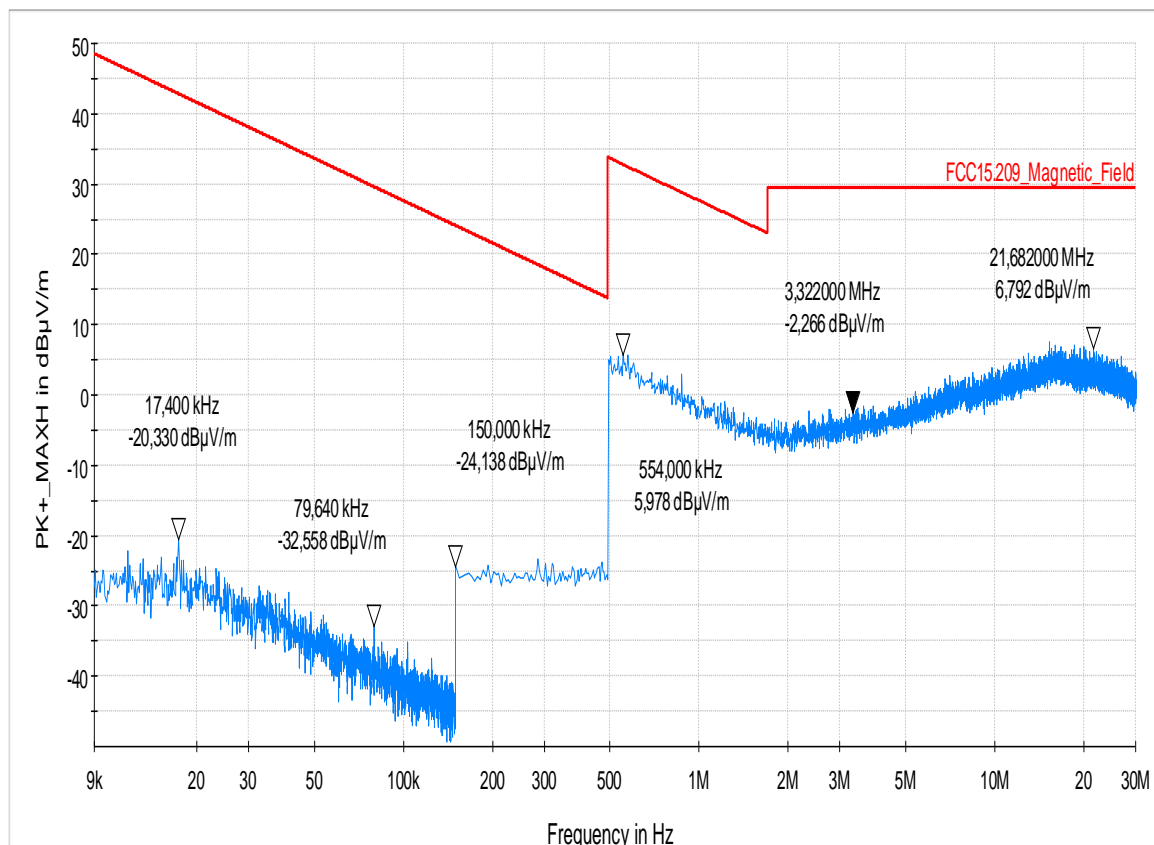
## 2.01b\_b-mode\_ch01

### Common Information

Test description:	Magnetic Field Strength Measurement related to 30/300 m distance
Test site and distance:	Ref.-Nr. 441 Semi Anechoic Room (SAR) with 3 m measurement distance
Version of Testsoftware:	EMC32 V9.25.0
Distance correction:	used accord. table, pls. see test report
Technical Data:	Please see page 2 for detailed data of measurement setup
Rec. antenna (pre-scan):	height 1.00 m, parallel and 90° to EUT polarisation
Used filter:	bypass
Test specification:	FCC 15.205 § 15.209; RSS-Gen: Issue 5
Operator:	TFra
Operating Mode:	WLAN 2.4   b-mode   1Mbit/s   ch01
Comment 1:	Eut is Standing
Environmental Conditions::	Humidity : 64,9%rH; Temperature: 22,5°C
EUT Setup:	Standing
Verdict:	Passed

### EUT Information

Manufacturer:	Robert Bosch Car Multimedia GmbH
Model:	AIVIV10
Type:	Multimedia device with Bluetooth and WLAN
HW-Version	001
SW-Version	1049
Comment:	0005057
Power Supply:	13.5 V DC



## 2.2. Radiated electric field measurement 30 MHz to 1 GHz

### 3.01a\_b-mode\_ch01

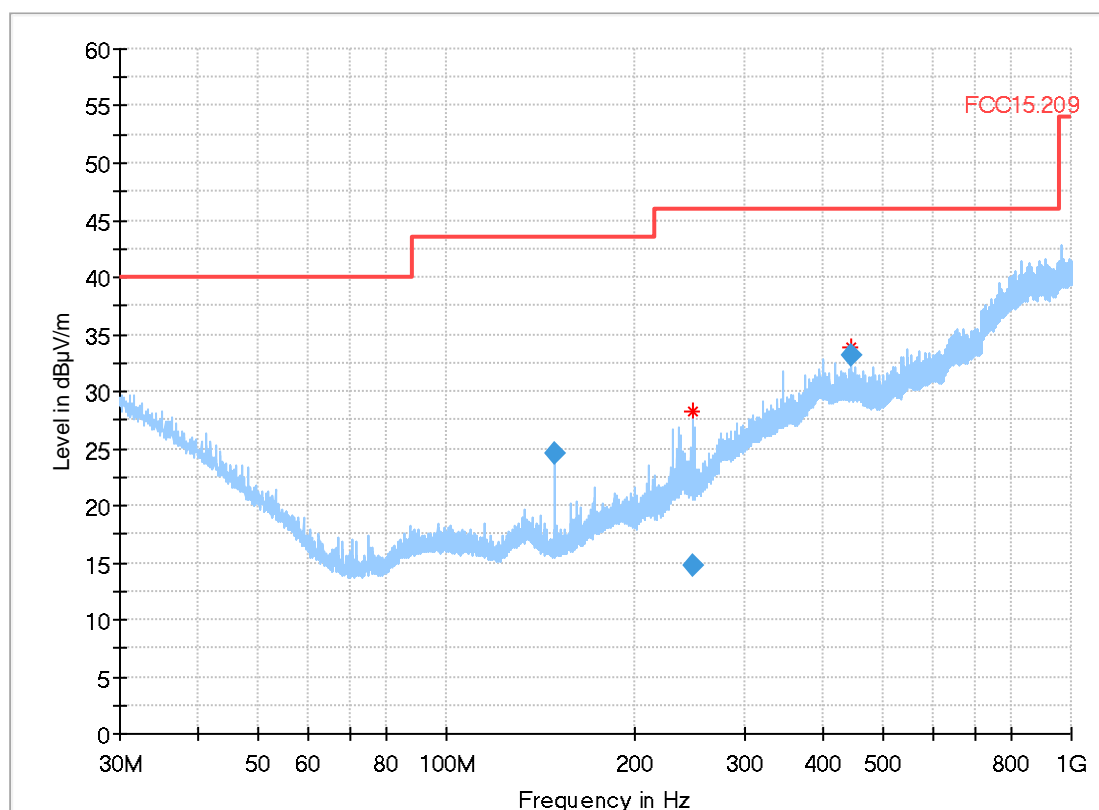
#### Common Information

Test description:	Electric Field Strength Measurement
Test site and distance:	Ref.-Nr. 441 Semi Anechoic Room (SAR) with 3 m measurement distance
Version of Testsoftware:	EMC32 V9.25.0
Distance correction:	not used
Used filter:	not used
Technical Data:	please see page 2 for detailed data of measurement setup
Test specification.:	FCC 15.209; RSS-Gen: Issue 5
Operator:	MKh
Operating Mode:	WLAN 2.4 GHz
Power during tests:	13.5V DC
Comment 1:	b-mode   1Mbit/s  ch01
Environmental Conditions.:	Humidity : 65,3%rH; Temperature: 21,6°C
EUT:	EUT Laying
Verdict:	Passed

#### EUT Information

Manufacturer:	Robert Bosch Car Multimedia GmbH
Model:	AIVIV10
Type:	Multimedia device with Bluetooth and WLAN
HW-Version	001
SW-Version	1049
Comment:	0005057
Power Supply:	13.5 V DC

Full Spectrum



**Final Result**

Frequency (MHz)	QuasiPeak (dB $\mu$ V/m)	Limit (dB $\mu$ V/m)	Margin (dB)	Bandwidth (kHz)	Height (cm)	Pol	Azimuth (deg)	Corr. (dB)
148.500000	24.55	43.50	18.95	120.000	180.0	H	107.0	8.6
247.256000	14.74	46.00	31.26	120.000	181.0	H	115.0	13.1
445.500000	33.18	46.00	12.82	120.000	186.0	H	70.0	19.4

### 3.01b\_b-mode\_ch01

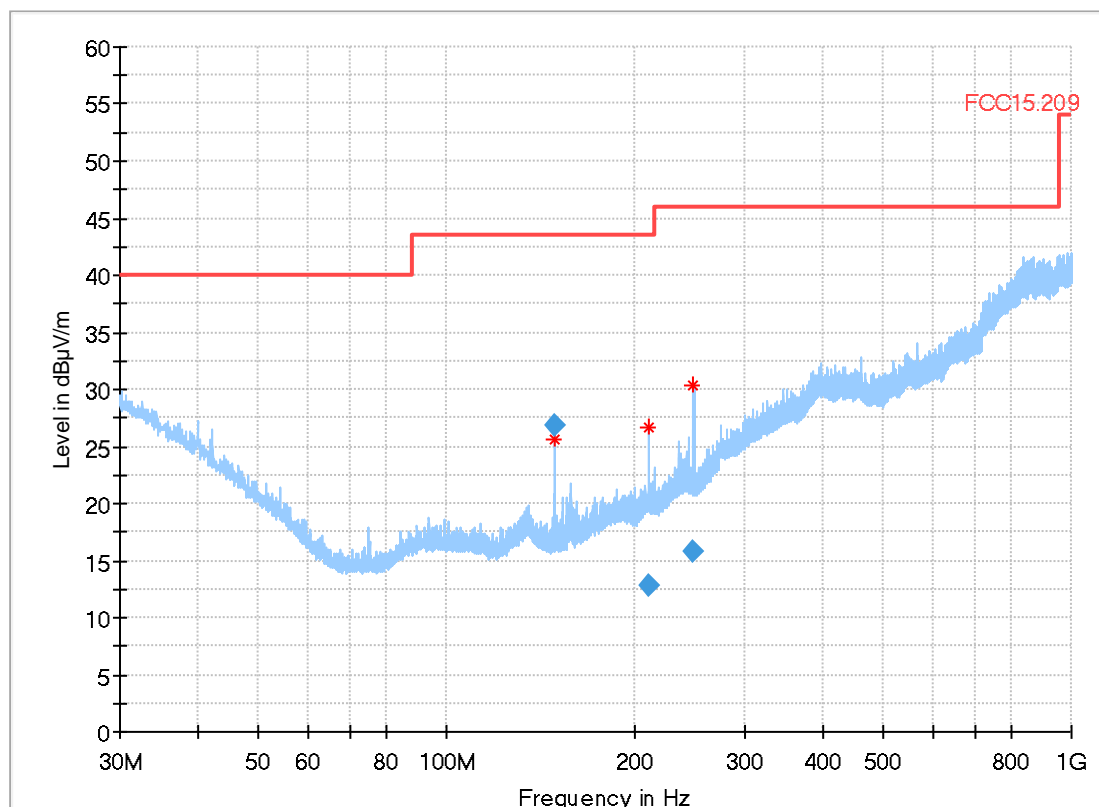
#### Common Information

Test description:	Electric Field Strength Measurement
Test site and distance:	Ref.-Nr. 441 Semi Anechoic Room (SAR) with 3 m measurement distance
Version of Testsoftware:	EMC32 V9.25.0
Distance correction:	not used
Used filter:	not used
Technical Data:	please see page 2 for detailed data of measurement setup
Test specification.:	FCC 15.209; RSS-Gen: Issue 5
Operator:	MKh
Operating Mode:	b-mode   1Mbit/s  ch01
Power during tests:	13.5V DC
Environmental Conditions.:	Humidity : 65,8%rH; Temperature: 21,4°C
EUT:	EUT Standing
Verdict:	Passed

#### EUT Information

Manufacturer:	Robert Bosch Car Multimedia GmbH
Model:	AIVIV10
Type:	Multimedia device with Bluetooth and WLAN
HW-Version	001
SW-Version	1049
Comment:	0005057
Power Supply:	13.5 V DC

Full Spectrum



**Final Result**

Frequency (MHz)	QuasiPeak (dB $\mu$ V/m)	Limit (dB $\mu$ V/m)	Margin (dB)	Bandwidth (kHz)	Height (cm)	Pol	Azimuth (deg)	Corr. (dB)
148.500000	26.92	43.50	16.58	120.000	200.0	H	99.0	8.6
211.268000	12.76	43.50	30.74	120.000	216.0	V	349.0	11.7
247.112000	15.77	46.00	30.23	120.000	121.0	H	160.0	13.1

### 3.02a\_g-mode\_ch06

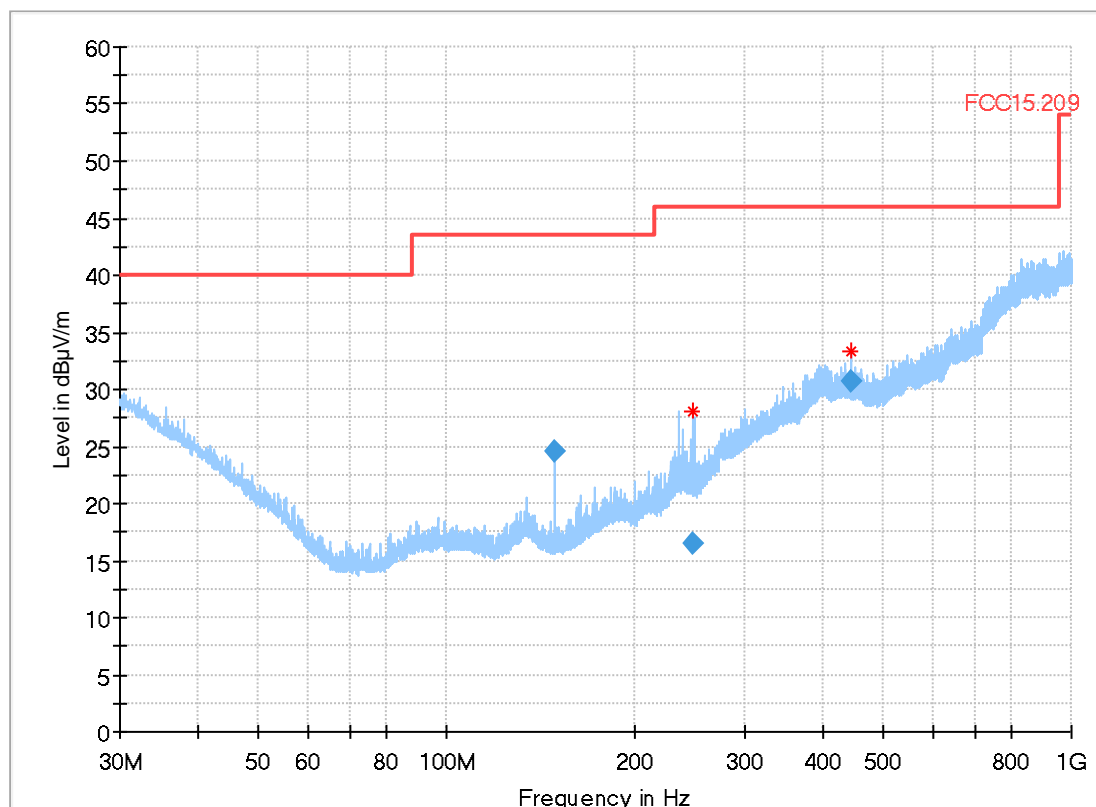
#### Common Information

Test description:	Electric Field Strength Measurement
Test site and distance:	Ref.-Nr. 441 Semi Anechoic Room (SAR) with 3 m measurement distance
Version of Testsoftware:	EMC32 V9.25.0
Distance correction:	not used
Used filter:	not used
Technical Data:	please see page 2 for detailed data of measurement setup
Test specification.:	FCC 15.209; RSS-Gen: Issue 5
Operator:	MKh
Operating Mode:	g-mode   12Mbit/s  ch06
Power during tests:	13.5V DC
Environmental Conditions.:	Humidity : 65,3%rH; Temperature: 21,7°C
EUT:	EUT Laying
Verdict:	Passed

#### EUT Information

Manufacturer:	Robert Bosch Car Multimedia GmbH
Model:	AIVIV10
Type:	Multimedia device with Bluetooth and WLAN
HW-Version	001
SW-Version	1049
Comment:	0005057
Power Supply:	13.5 V DC

Full Spectrum



**Final Result**

Frequency (MHz)	QuasiPeak (dB $\mu$ V/m)	Limit (dB $\mu$ V/m)	Margin (dB)	Bandwidth (kHz)	Height (cm)	Pol	Azimuth (deg)	Corr. (dB)
148.500000	24.53	43.50	18.97	120.000	220.0	H	89.0	8.6
247.128000	16.44	46.00	29.56	120.000	144.0	H	316.0	13.1
445.496000	30.69	46.00	15.31	120.000	179.0	H	63.0	19.4

### 3.02b\_g-mode\_ch06

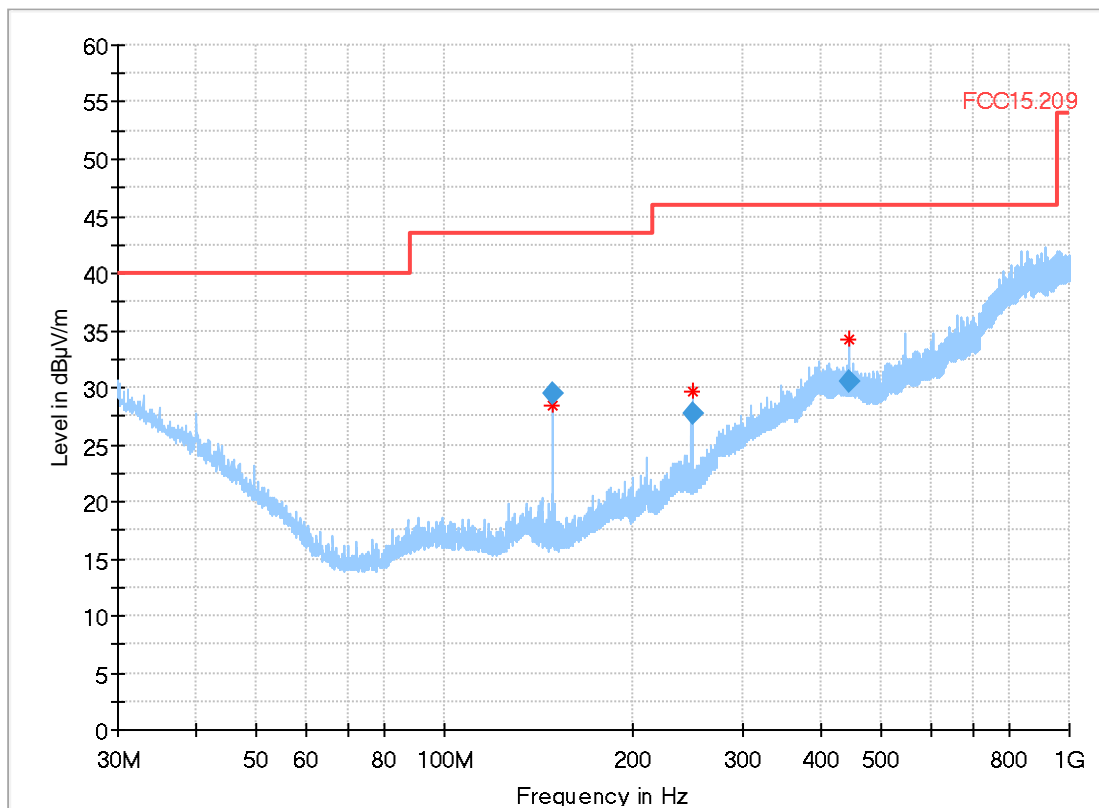
#### Common Information

Test description:	Electric Field Strength Measurement
Test site and distance:	Ref.-Nr. 441 Semi Anechoic Room (SAR) with 3 m measurement distance
Version of Testsoftware:	EMC32 V9.25.0
Distance correction:	not used
Used filter:	not used
Technical Data:	please see page 2 for detailed data of measurement setup
Test specification.:	FCC 15.209; RSS-Gen: Issue 5
Operator:	MKh
Operating Mode:	g-mode   12Mbit/s  ch06
Power during tests:	13.5V DC
Environmental Conditions.:	Humidity : 65,5%rH; Temperature: 21,7°C
EUT:	EUT Standing
Verdict:	Passed

#### EUT Information

Manufacturer:	Robert Bosch Car Multimedia GmbH
Model:	AIVIV10
Type:	Multimedia device with Bluetooth and WLAN
HW-Version	001
SW-Version	1049
Comment:	0005057
Power Supply:	13.5 V DC

Full Spectrum





**Final Result**

Frequency (MHz)	QuasiPeak (dB $\mu$ V/m)	Limit (dB $\mu$ V/m)	Margin (dB)	Bandwidth (kHz)	Height (cm)	Pol	Azimuth (deg)	Corr. (dB)
148.500000	29.47	43.50	14.03	120.000	167.0	H	304.0	8.6
249.992000	27.72	46.00	18.28	120.000	117.0	H	3.0	13.0
445.496000	30.47	46.00	15.53	120.000	129.0	V	171.0	19.4

### 3.03a\_n-mode\_ch11

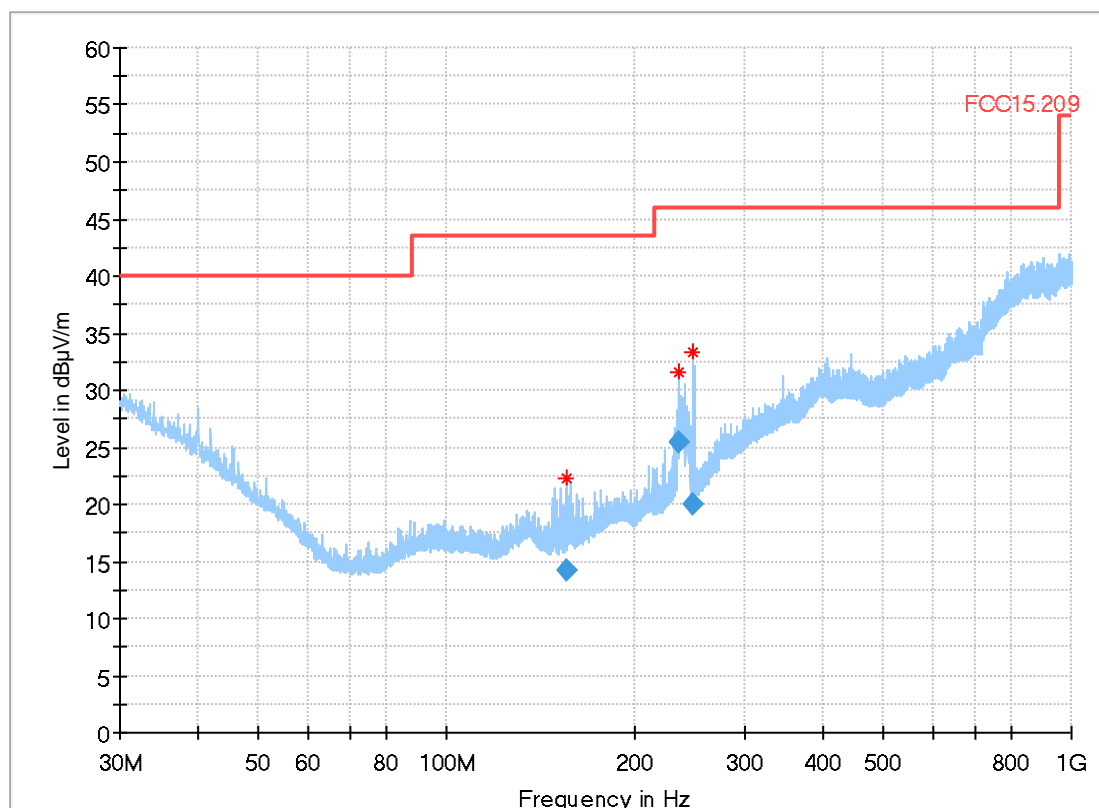
#### Common Information

Test description:	Electric Field Strength Measurement
Test site and distance:	Ref.-Nr. 441 Semi Anechoic Room (SAR) with 3 m measurement distance
Version of Testsoftware:	EMC32 V9.25.0
Distance correction:	not used
Used filter:	not used
Technical Data:	please see page 2 for detailed data of measurement setup
Test specification.:	FCC 15.209; RSS-Gen: Issue 5
Operator:	MKh
Operating Mode:	n-mode   MCS0   ch11
Power during tests:	13.5V DC
Environmental Conditions.:	Humidity : 64,6%rH; Temperature: 22,0°C
EUT:	EUT Laying
Verdict:	Passed

#### EUT Information

Manufacturer:	Robert Bosch Car Multimedia GmbH
Model:	AIVIV10
Type:	Multimedia device with Bluetooth and WLAN
HW-Version	001
SW-Version	1049
Comment:	0005057
Power Supply:	13.5 V DC

Full Spectrum



**Final\_Result**

Frequency (MHz)	QuasiPeak (dB $\mu$ V/m)	Limit (dB $\mu$ V/m)	Margin (dB)	Bandwidth (kHz)	Height (cm)	Pol	Azimuth (deg)	Cor. (dB)
155.404000	14.26	43.50	29.24	120.000	134.0	H	248.0	8.9
235.224000	25.47	46.00	20.53	120.000	129.0	H	184.0	13.1
247.192000	19.93	46.00	26.07	120.000	143.0	H	196.0	13.1

### 3.03b\_n-mode\_ch11

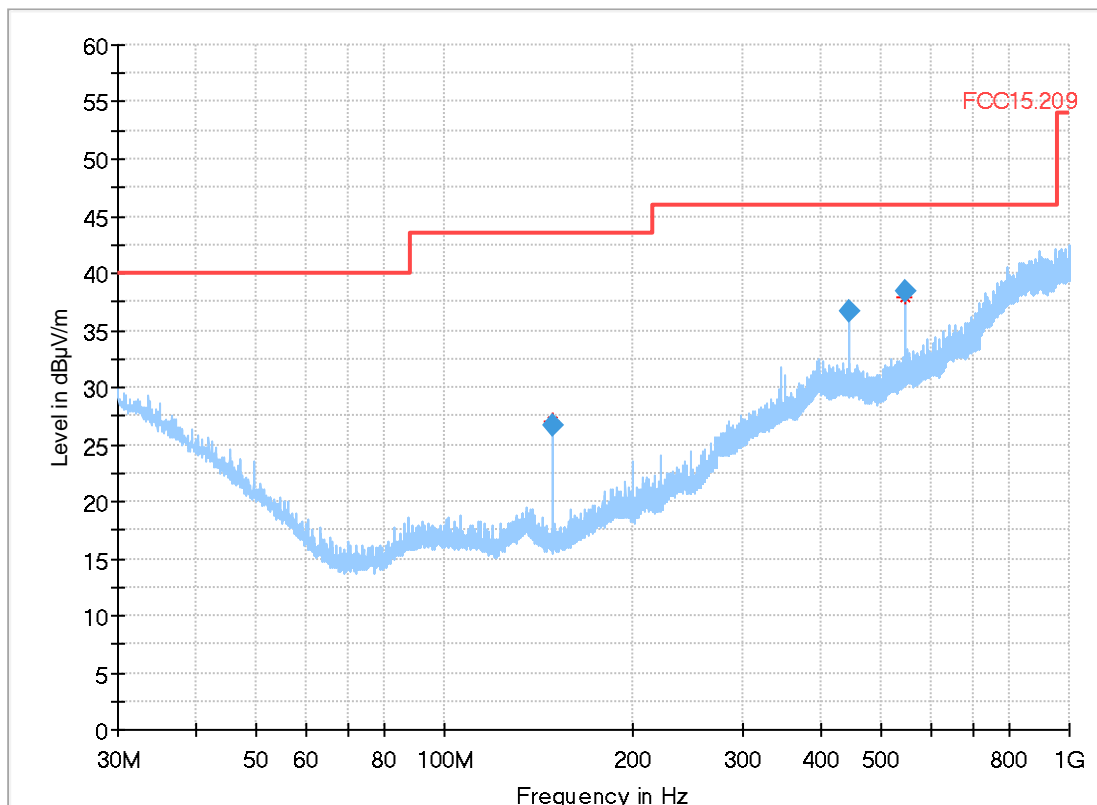
#### Common Information

Test description:	Electric Field Strength Measurement
Test site and distance:	Ref.-Nr. 441 Semi Anechoic Room (SAR) with 3 m measurement distance
Version of Testsoftware:	EMC32 V9.25.0
Distance correction:	not used
Used filter:	not used
Technical Data:	please see page 2 for detailed data of measurement setup
Test specification.:	FCC 15.209; RSS-Gen: Issue 5
Operator:	MKh
Operating Mode:	n-mode   MCS0   ch11
Power during tests:	13.5V DC
Environmental Conditions.:	Humidity : 64,0%rH; Temperature: 22,2°C
EUT:	EUT Standing
Verdict:	Passed

#### EUT Information

Manufacturer:	Robert Bosch Car Multimedia GmbH
Model:	AIVIV10
Type:	Multimedia device with Bluetooth and WLAN
HW-Version	001
SW-Version	1049
Comment:	0005057
Power Supply:	13.5 V DC

Full Spectrum



**Final Result**

Frequency (MHz)	QuasiPeak (dB $\mu$ V/m)	Limit (dB $\mu$ V/m)	Margin (dB)	Bandwidth (kHz)	Height (cm)	Pol	Azimuth (deg)	Corr. (dB)
148.500000	26.74	43.50	16.76	120.000	109.0	V	269.0	8.6
445.496000	36.60	46.00	9.40	120.000	113.0	V	163.0	19.4
544.496000	38.37	46.00	7.63	120.000	105.0	V	93.0	21.2

### 3.04a\_n40-mode\_ch03

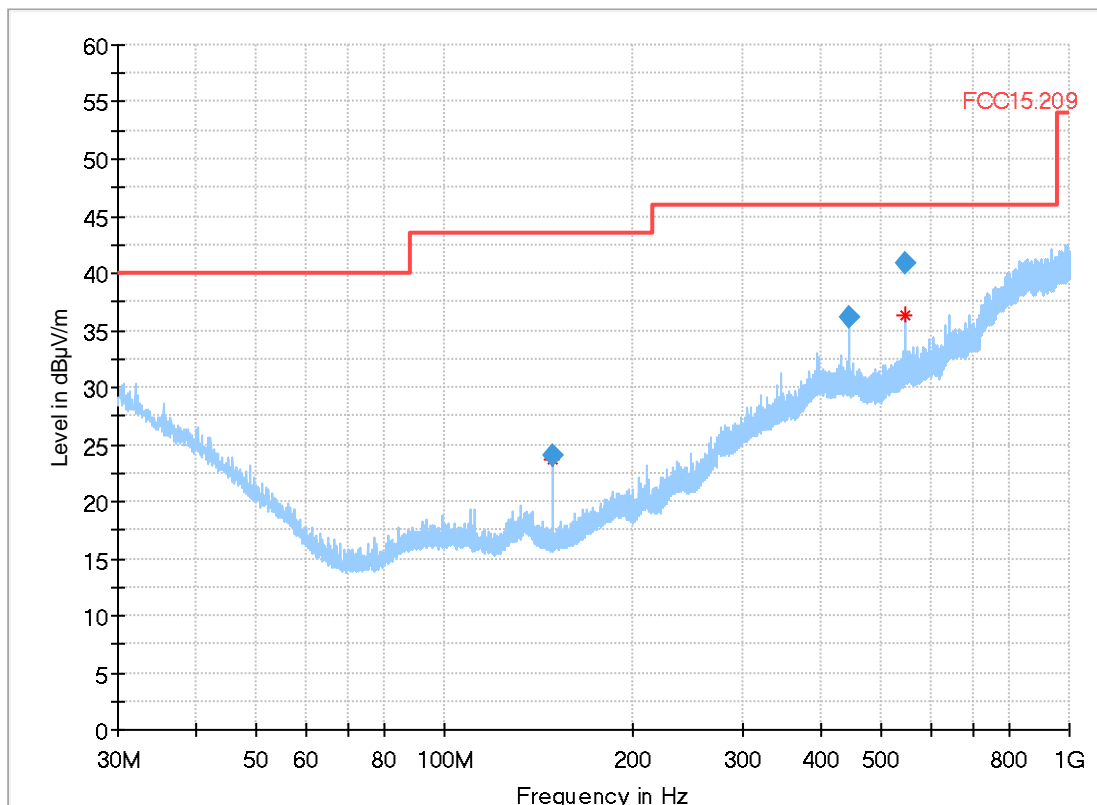
#### Common Information

Test description:	Electric Field Strength Measurement
Test site and distance:	Ref.-Nr. 441 Semi Anechoic Room (SAR) with 3 m measurement distance
Version of Testsoftware:	EMC32 V9.25.0
Distance correction:	not used
Used filter:	not used
Technical Data:	please see page 2 for detailed data of measurement setup
Test specification.:	FCC 15.209; RSS-Gen: Issue 5
Operator:	MKh
Operating Mode:	n40-mode   MCS7   ch03
Power during tests:	13.5V DC
Environmental Conditions.:	Humidity : 63,5%rH; Temperature: 22,4°C
EUT:	EUT Laying
Verdict:	Passed

#### EUT Information

Manufacturer:	Robert Bosch Car Multimedia GmbH
Model:	AIVIV10
Type:	Multimedia device with Bluetooth and WLAN
HW-Version	001
SW-Version	1049
Comment:	0005057
Power Supply:	13.5 V DC

Full Spectrum



**Final Result**

Frequency (MHz)	QuasiPeak (dB $\mu$ V/m)	Limit (dB $\mu$ V/m)	Margin (dB)	Bandwidth (kHz)	Height (cm)	Pol	Azimuth (deg)	Corr. (dB)
148.500000	24.11	43.50	19.39	120.000	105.0	V	68.0	8.6
445.496000	36.13	46.00	9.87	120.000	170.0	H	79.0	19.4
544.496000	40.94	46.00	5.06	120.000	145.0	H	133.0	21.2

### 3.04b\_n40-mode\_ch03

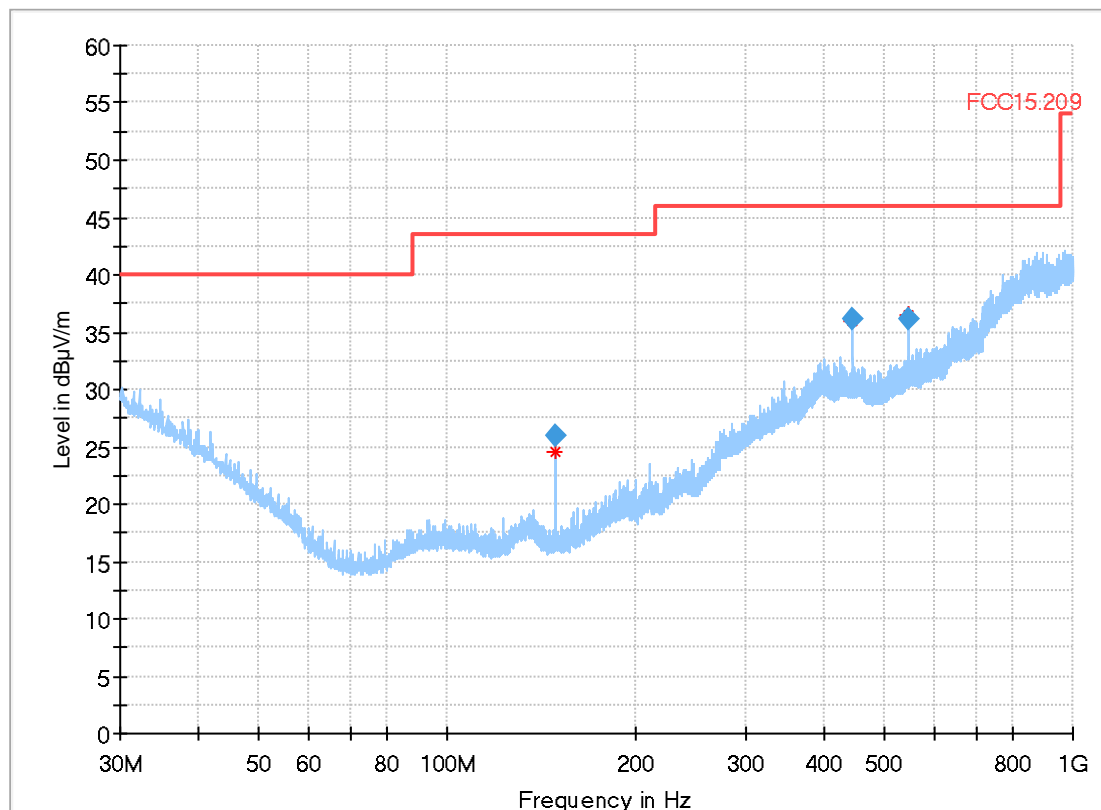
#### Common Information

Test description:	Electric Field Strength Measurement
Test site and distance:	Ref.-Nr. 441 Semi Anechoic Room (SAR) with 3 m measurement distance
Version of Testsoftware:	EMC32 V9.25.0
Distance correction:	not used
Used filter:	not used
Technical Data:	please see page 2 for detailed data of measurement setup
Test specification.:	FCC 15.209; RSS-Gen: Issue 5
Operator:	MKh
Operating Mode:	n40-mode   MCS7   ch03
Power during tests:	13.5V DC
Environmental Conditions.:	Humidity : 63,1%rH; Temperature: 22,5°C
EUT:	EUT Standing
Verdict:	Passed

#### EUT Information

Manufacturer:	Robert Bosch Car Multimedia GmbH
Model:	AIVIV10
Type:	Multimedia device with Bluetooth and WLAN
HW-Version	001
SW-Version	1049
Comment:	0005057
Power Supply:	13.5 V DC

Full Spectrum





**Final Result**

Frequency (MHz)	QuasiPeak (dB $\mu$ V/m)	Limit (dB $\mu$ V/m)	Margin (dB)	Bandwidth (kHz)	Height (cm)	Pol	Azimuth (deg)	Corr. (dB)
148.500000	26.00	43.50	17.50	120.000	105.0	V	67.0	8.6
445.496000	36.13	46.00	9.87	120.000	121.0	V	163.0	19.4
544.496000	36.19	46.00	9.81	120.000	105.0	V	66.0	21.2

### 3.05a\_n40-mode\_ch06

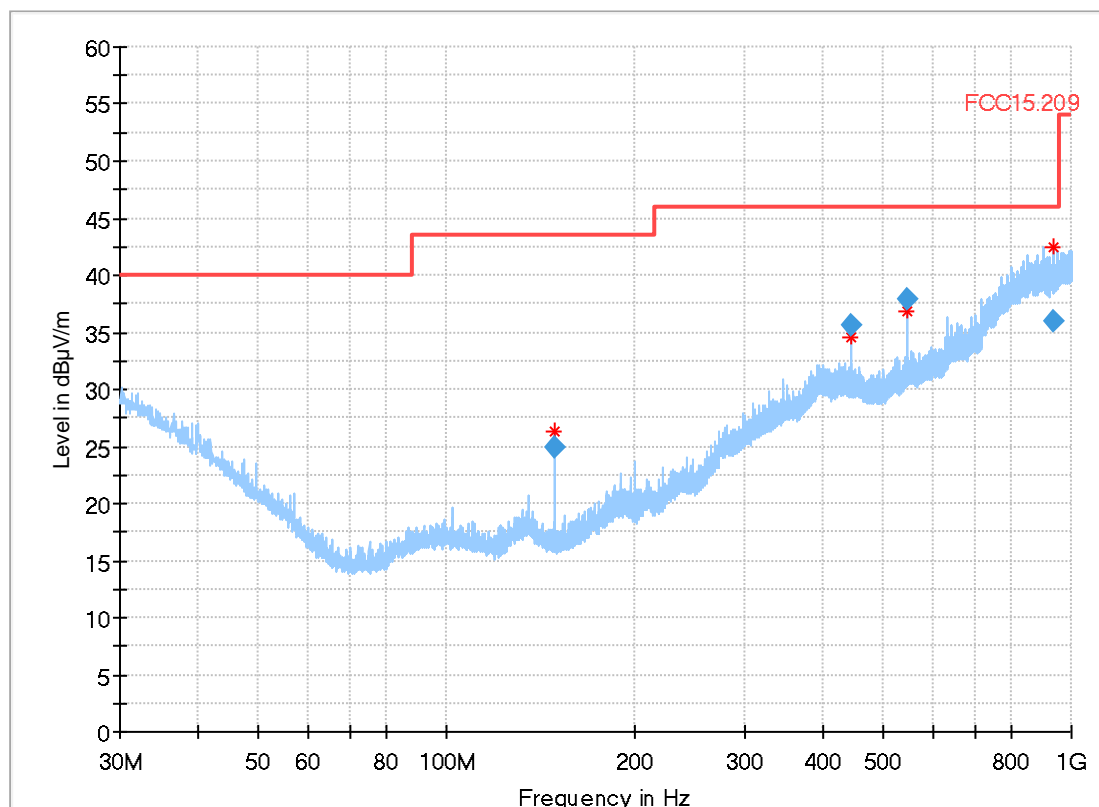
#### Common Information

Test description:	Electric Field Strength Measurement
Test site and distance:	Ref.-Nr. 441 Semi Anechoic Room (SAR) with 3 m measurement distance
Version of Testsoftware:	EMC32 V9.25.0
Distance correction:	not used
Used filter:	not used
Technical Data:	please see page 2 for detailed data of measurement setup
Test specification.:	FCC 15.209; RSS-Gen: Issue 5
Operator:	HEI
Operating Mode:	n40-mode   MCS7   ch06
Power during tests:	13.5V DC
Environmental Conditions.:	Humidity : 61,9%rH; Temperature: 22,9°C
EUT:	EUT Laying
Verdict:	Passed

#### EUT Information

Manufacturer:	Robert Bosch Car Multimedia GmbH
Model:	AIVIV10
Type:	Multimedia device with Bluetooth and WLAN
HW-Version	001
SW-Version	1049
Comment:	0005057
Power Supply:	13.5 V DC

Full Spectrum



**Final Result**

Frequency (MHz)	QuasiPeak (dB $\mu$ V/m)	Limit (dB $\mu$ V/m)	Margin (dB)	Bandwidth (kHz)	Height (cm)	Pol	Azimuth (deg)	Corr. (dB)
148.500000	24.99	43.50	18.51	120.000	207.0	H	89.0	8.6
445.496000	35.61	46.00	10.39	120.000	186.0	H	55.0	19.4
544.496000	37.88	46.00	8.12	120.000	142.0	H	47.0	21.2
933.468000	35.94	46.00	10.06	120.000	105.0	V	331.0	26.9

### 3.05b\_n40-mode\_ch06

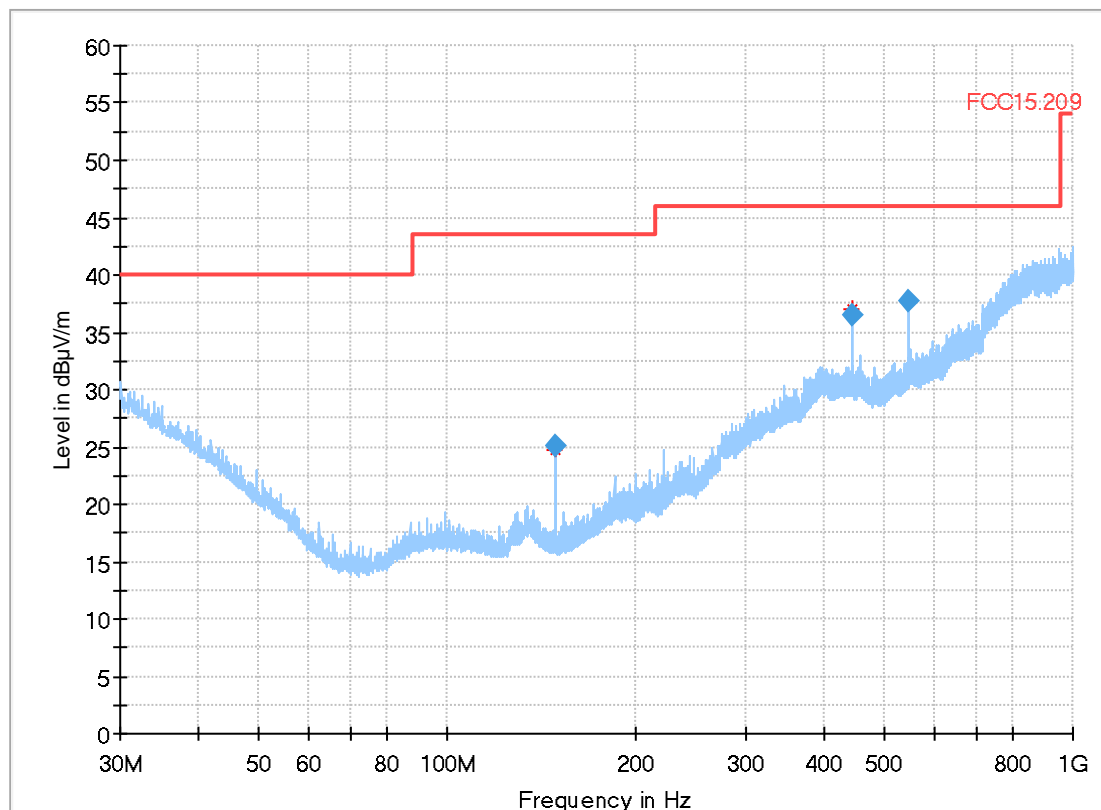
#### Common Information

Test description:	Electric Field Strength Measurement
Test site and distance:	Ref.-Nr. 441 Semi Anechoic Room (SAR) with 3 m measurement distance
Version of Testsoftware:	EMC32 V9.25.0
Distance correction:	not used
Used filter:	not used
Technical Data:	please see page 2 for detailed data of measurement setup
Test specification.:	FCC 15.209; RSS-Gen: Issue 5
Operator:	HEI
Operating Mode:	n40-mode   MCS7   ch06
Power during tests:	13.5V DC
Environmental Conditions.:	Humidity : 62,0%rH; Temperature: 22,8°C
EUT:	EUT Standing
Verdict:	Passed

#### EUT Information

Manufacturer:	Robert Bosch Car Multimedia GmbH
Model:	AIVIV10
Type:	Multimedia device with Bluetooth and WLAN
HW-Version	001
SW-Version	1049
Comment:	0005057
Power Supply:	13.5 V DC

Full Spectrum



**Final Result**

Frequency (MHz)	QuasiPeak (dB $\mu$ V/m)	Limit (dB $\mu$ V/m)	Margin (dB)	Bandwidth (kHz)	Height (cm)	Pol	Azimuth (deg)	Corr. (dB)
148.500000	25.05	43.50	18.45	120.000	105.0	V	280.0	8.6
445.496000	36.52	46.00	9.48	120.000	113.0	V	170.0	19.4
544.496000	37.74	46.00	8.26	120.000	105.0	V	6.0	21.2

### 3.06a\_n40-mode\_ch09

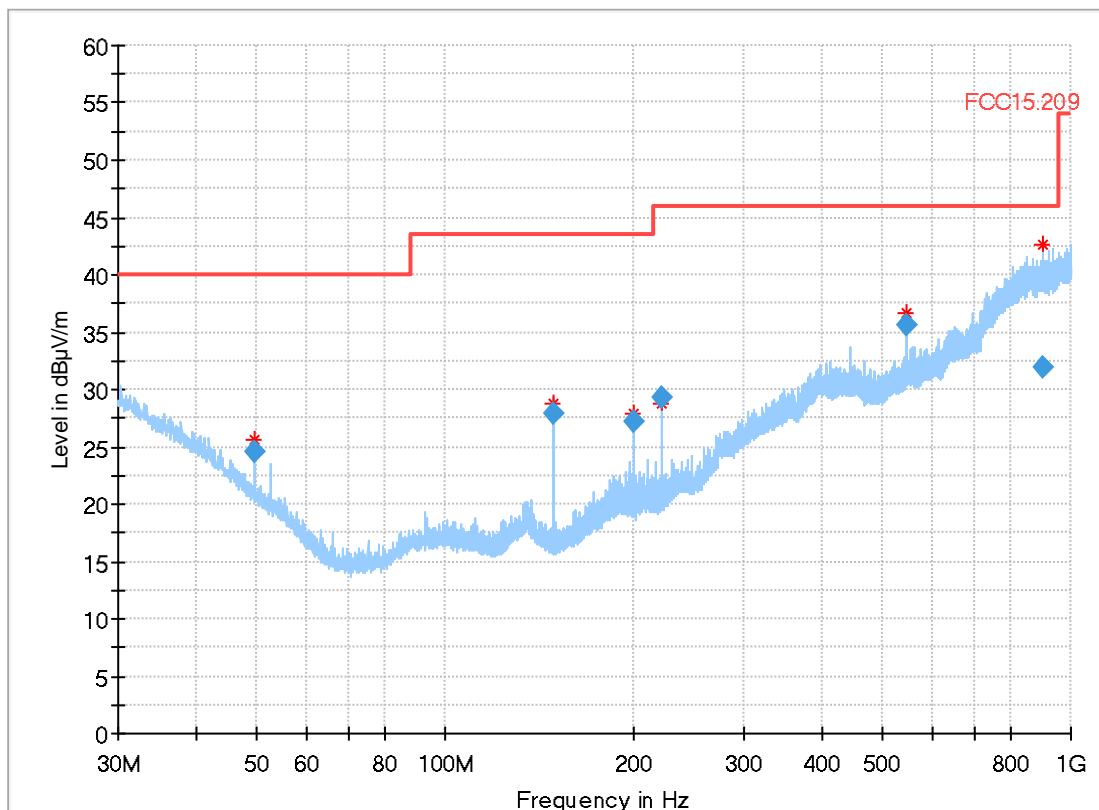
#### Common Information

Test description:	Electric Field Strength Measurement
Test site and distance:	Ref.-Nr. 441 Semi Anechoic Room (SAR) with 3 m measurement distance
Version of Testsoftware:	EMC32 V9.25.0
Distance correction:	not used
Used filter:	not used
Technical Data:	please see page 2 for detailed data of measurement setup
Test specification.:	FCC 15.209; RSS-Gen: Issue 5
Operator:	HEI
Operating Mode:	n40-mode   MCS7   ch09
Power during tests:	13.5V DC
Environmental Conditions.:	Humidity : 61,0%rH; Temperature: 23,1°C
EUT:	EUT Laying
Verdict:	Passed

#### EUT Information

Manufacturer:	Robert Bosch Car Multimedia GmbH
Model:	AIVIV10
Type:	Multimedia device with Bluetooth and WLAN
HW-Version	001
SW-Version	1049
Comment:	0005057
Power Supply:	13.5 V DC

Full Spectrum



**Final Result**

Frequency (MHz)	QuasiPeak (dB $\mu$ V/m)	Limit (dB $\mu$ V/m)	Margin (dB)	Bandwidth (kHz)	Height (cm)	Pol	Azimuth (deg)	Corr. (dB)
49.500000	24.48	40.00	15.52	120.000	109.0	V	354.0	13.1
148.500000	27.83	43.50	15.67	120.000	193.0	H	90.0	8.6
200.000000	27.18	43.50	16.32	120.000	105.0	V	298.0	11.3
221.760000	29.25	46.00	16.75	120.000	105.0	V	0.0	12.4
544.496000	35.67	46.00	10.33	120.000	186.0	V	0.0	21.2
900.924000	31.85	46.00	14.15	120.000	317.0	H	150.0	26.8

### 3.06b\_n40-mode\_ch09

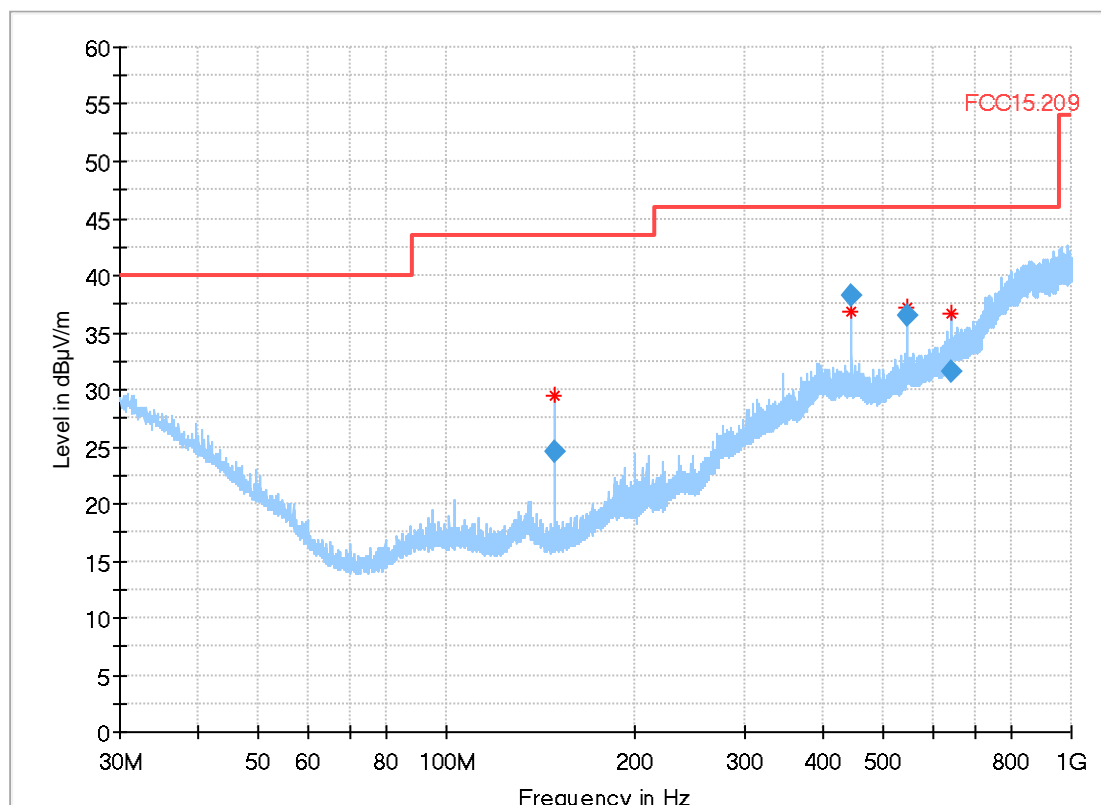
#### Common Information

Test description:	Electric Field Strength Measurement
Test site and distance:	Ref.-Nr. 441 Semi Anechoic Room (SAR) with 3 m measurement distance
Version of Testsoftware:	EMC32 V9.25.0
Distance correction:	not used
Used filter:	not used
Technical Data:	please see page 2 for detailed data of measurement setup
Test specification.:	FCC 15.209; RSS-Gen: Issue 5
Operator:	HEI
Operating Mode:	n40-mode   MCS7   ch09
Power during tests:	13.5V DC
Environmental Conditions.:	Humidity : 61,6%rH; Temperature: 22,9°C
EUT:	EUT Standing
Verdict:	Passed

#### EUT Information

Manufacturer:	Robert Bosch Car Multimedia GmbH
Model:	AIVIV10
Type:	Multimedia device with Bluetooth and WLAN
HW-Version	001
SW-Version	1049
Comment:	0005057
Power Supply:	13.5 V DC

Full Spectrum



#### Final Result



Frequency (MHz)	QuasiPeak (dB $\mu$ V/m)	Limit (dB $\mu$ V/m)	Margin (dB)	Bandwidth (kHz)	Height (cm)	Pol	Azimuth (deg)	Cor. (dB)
148.500000	24.49	43.50	19.01	120.000	145.0	H	97.0	8.6
445.496000	38.24	46.00	7.76	120.000	109.0	V	170.0	19.4
544.496000	36.42	46.00	9.58	120.000	218.0	V	158.0	21.2
643.496000	31.65	46.00	14.35	120.000	185.0	V	101.0	23.2

## 2.3. Radiated electric field measurement 1 GHz to 18 GHz

### 4.01a\_b-mode\_ch01

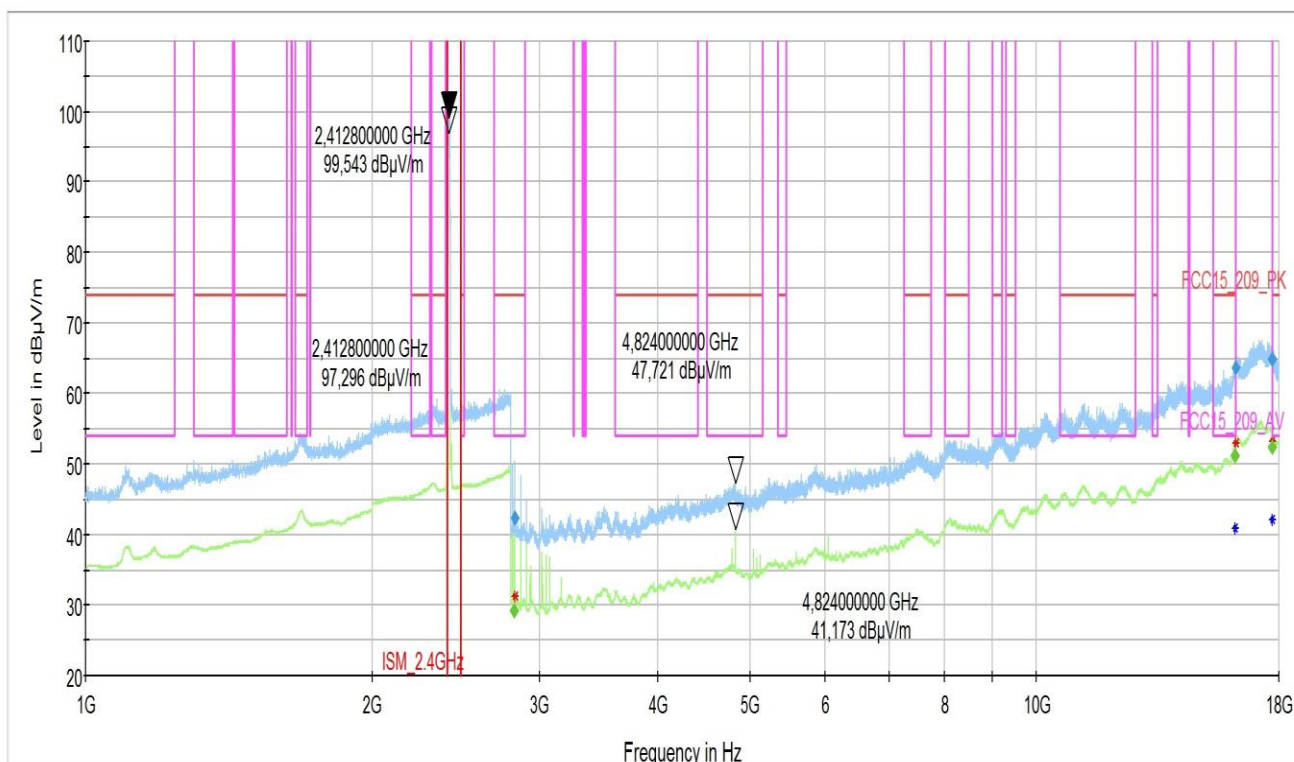
#### Common Information

Test Description: Radiated Field Strength Emissions Emissions in 3m distance  
 Test Site: CETECOM GmbH Essen  
 Test Standard: FCC 15.247&15.209 Intentional Radiator / RSS-Gen, Issue 5  
 Antenna polarisation: horizontal/vertical

Operating Mode: WLAN TX, continuous b-mode, ch01, 1Mbit/s  
 Operator: npe  
 EUT Setup: 1  
 Verdict: Passed

#### EUT Information

Manufacturer: Robert Bosch Car Multimedia GmbH  
 Model: AIVIV10  
 Type: Multimedia device with Bluetooth and WLAN  
 HW-Version: 001  
 SW-Version: 1049  
 Comment: 0005057  
 Power Supply: 13.5 V DC



#### Final Result

Frequency (MHz)	MaxPeak (dBµV/m)	Limit (dBµV/m)	Margin (dB)	Meas. Time (ms)	Bandwidth (kHz)	Pol	Azimuth (deg)	Elevation (deg)	Corr. (dB/m)
2825.810000	---	54.00	24.64	100.0	1000.000	V	240.0	90.0	1
2826.730000	42.37	74.00	31.63	100.0	1000.000	V	269.0	90.0	1
16197.850000	---	54.00	2.79	100.0	1000.000	H	184.0	90.0	28
16205.850000	63.73	150.00	86.27	100.0	1000.000	V	70.0	0.0	28
17696.930000	64.81	150.00	85.19	100.0	1000.000	V	71.0	0.0	29
17707.490000	---	54.00	1.51	100.0	1000.000	H	261.0	0.0	29

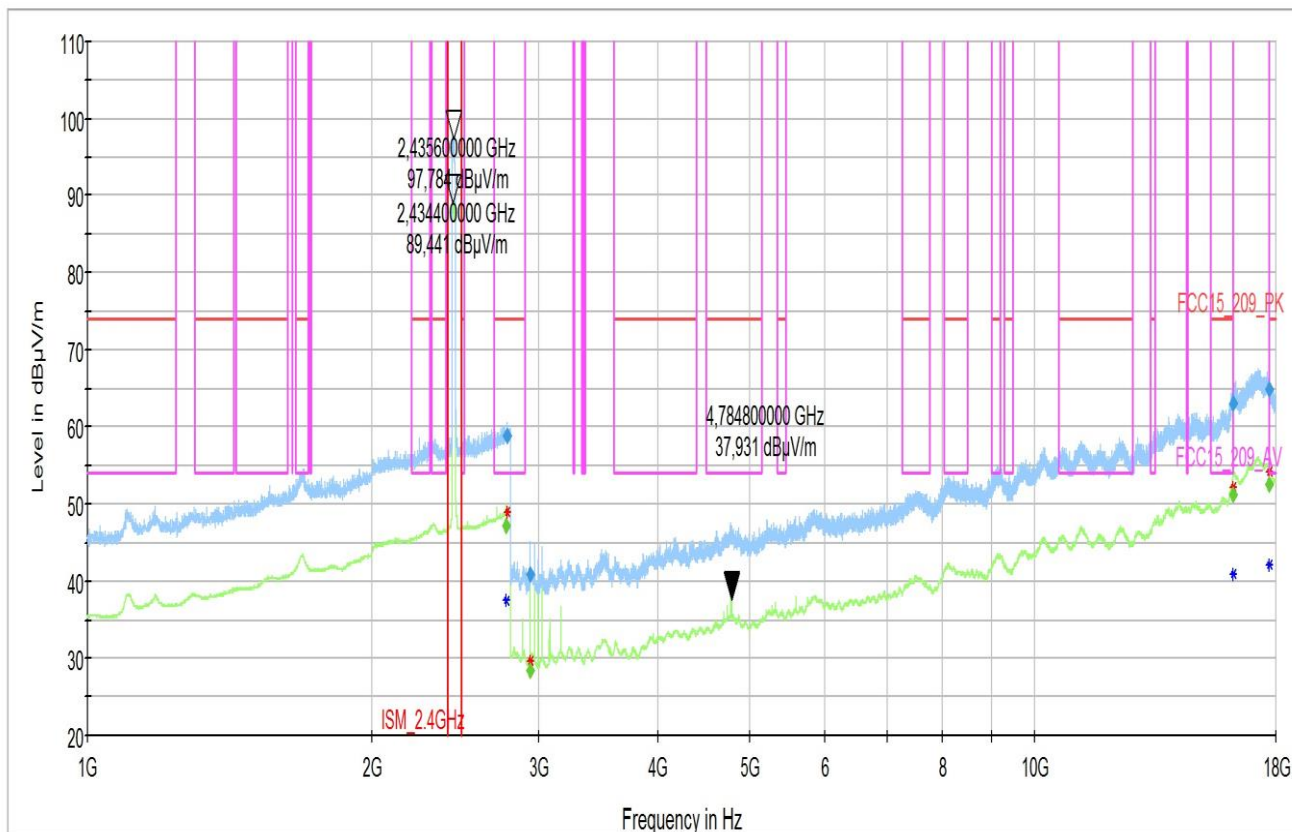
## 4.02a\_g-mode\_ch06

### Common Information

Test Description:	Radiated Field Strength Emissions Emissions in 3m distance
Test Site:	CETECOM GmbH Essen
Test Standard:	FCC 15.247&15.209 Intentional Radiator / RSS-Gen, Issue 5
Antenna polarisation:	horizontal/vertical
Operating Mode:	WLAN TX, continuous g-mode, ch06, 12Mbit/s
Operator:	TFra
Verdict:	Passed

### EUT Information

Manufacturer:	Robert Bosch Car Multimedia GmbH
Model:	AIVIV10
Type:	Multimedia device with Bluetooth and WLAN
HW-Version	001
SW-Version	1049
Comment:	0005057
Power Supply:	13.5 V DC



### Final Result

Frequency (MHz)	MaxPeak (dBµV/m)	Limit (dBµV/m)	Margin (dB)	Meas. Time (ms)	Bandwidth (kHz)	Pol	Azimuth (deg)	Elevation (deg)	Corr. (dB)
2768.570000	---	54.00	6.76	100.0	1000.000	V	7.0	0.0	38.7
2774.050000	58.83	74.00	15.17	100.0	1000.000	V	0.0	90.0	38.7
2938.210000	---	150.00	121.51	100.0	1000.000	H	180.0	90.0	1.0
2939.050000	40.84	150.00	109.16	100.0	1000.000	H	142.0	90.0	1.0
16198.170000	---	54.00	2.72	100.0	1000.000	H	246.0	0.0	27.7
16199.650000	63.07	74.00	10.93	100.0	1000.000	H	209.0	0.0	27.7
17705.010000	---	54.00	1.46	100.0	1000.000	H	249.0	0.0	28.7
17706.010000	64.86	74.00	9.14	100.0	1000.000	V	5.0	0.0	28.7

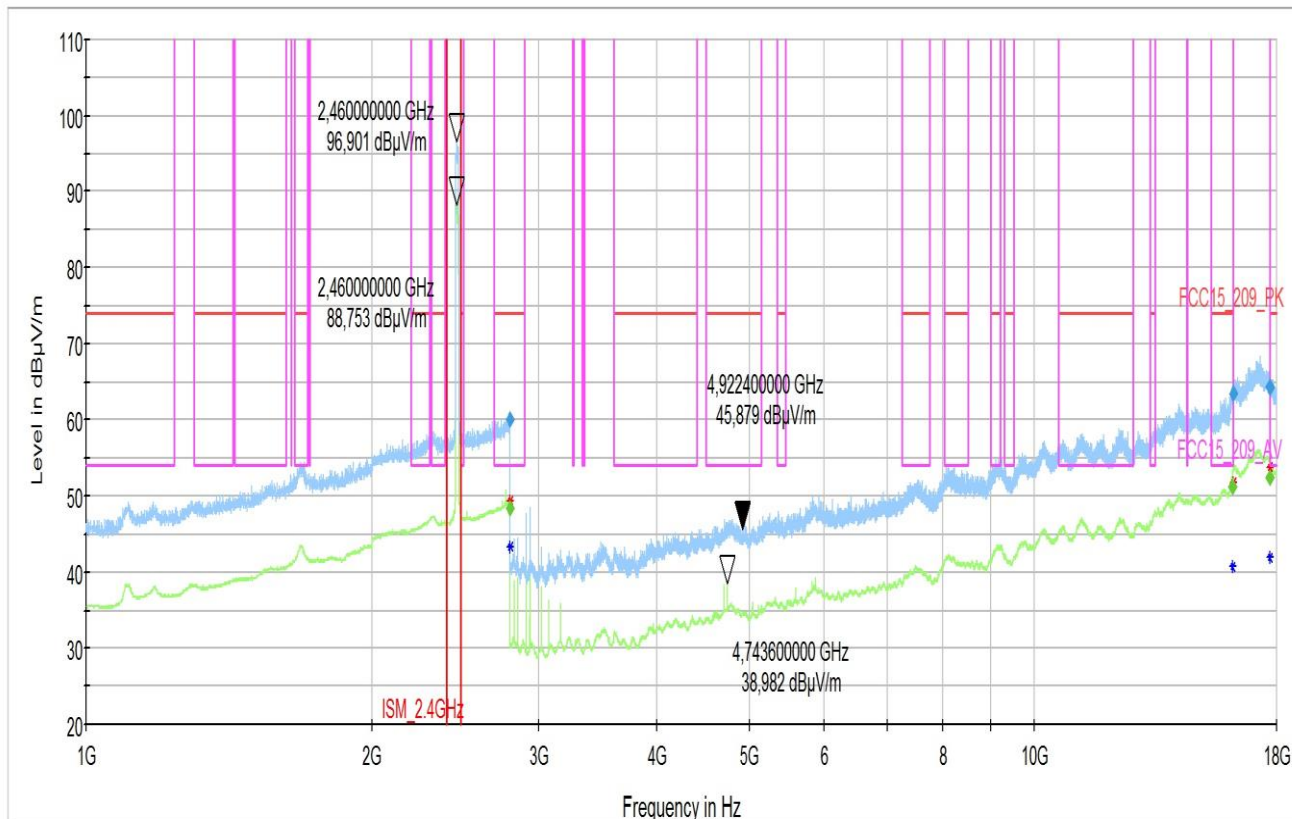
### 4.03a\_n-mode\_ch11

#### Common Information

Test Description:	Radiated Field Strength Emissions Emissions in 3m distance
Test Site:	CETECOM GmbH Essen
Test Standard:	FCC 15.247&15.209 Intentional Radiator / RSS-Gen, Issue 5
Antenna polarisation:	horizontal/vertical
Operating Mode:	WLAN TX, continuous n-mode, ch011, MCS0
Operator:	TFra
Comment:	Channel no. low
Verdict:	Passed

#### EUT Information

Manufacturer:	Robert Bosch Car Multimedia GmbH
Model:	AIVIV10
Type:	Multimedia device with Bluetooth and WLAN
HW-Version	001
SW-Version	1049
Comment:	0005057
Power Supply:	13.5 V DC



#### Final Result

Frequency (MHz)	MaxPeak (dBµV/m)	Limit (dBµV/m)	Margin (dB)	Meas. Time (ms)	Bandwidth (kHz)	Pol	Azimuth (deg)	Elevation (deg)	Corr. (dB)
2799.170000	---	54.00	5.56	100.0	1000.000	H	240.0	0.0	38.9
2799.210000	60.16	74.00	13.84	100.0	1000.000	V	0.0	0.0	38.9
16188.210000	---	54.00	2.88	100.0	1000.000	H	66.0	90.0	27.6
16193.690000	63.43	74.00	10.57	100.0	1000.000	V	323.0	90.0	27.7
17711.130000	---	54.00	1.53	100.0	1000.000	V	273.0	0.0	28.7
17718.090000	64.38	74.00	9.62	100.0	1000.000	H	335.0	90.0	28.7

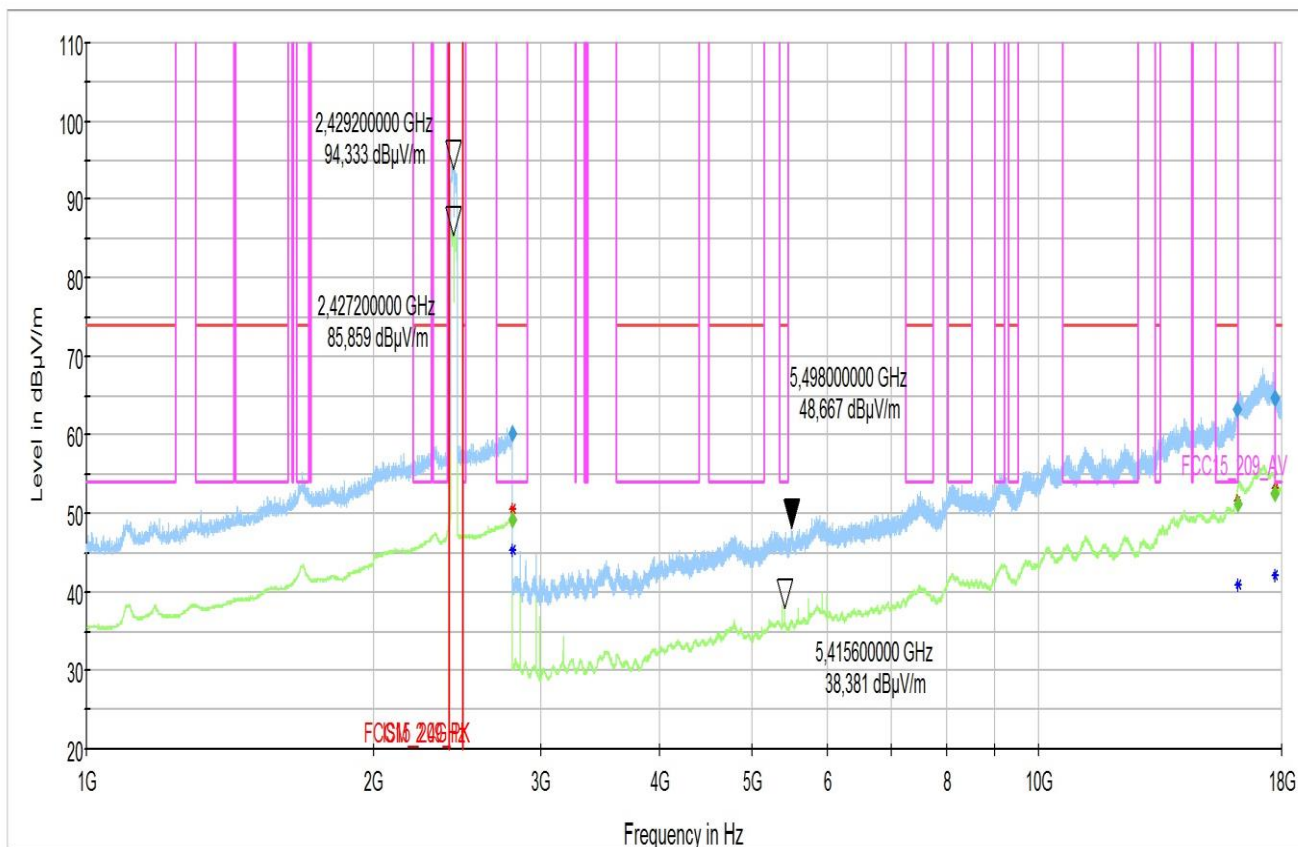
### 4.04a\_n40-mode\_ch03

#### Common Information

Test Description:	Radiated Field Strength Emissions Emissions in 3m distance
Test Site:	CETECOM GmbH Essen
Test Standard:	FCC 15.247&15.209 Intentional Radiator / RSS-Gen, Issue 5
Antenna polarisation:	horizontal/vertical
Operating Mode:	WLAN TX, continuous n-mode, BW40, ch03, MCS7
Operator:	TFra
Verdict:	Passed

#### EUT Information

Manufacturer:	Robert Bosch Car Multimedia GmbH
Model:	AIVIV10
Type:	Multimedia device with Bluetooth and WLAN
HW-Version	001
SW-Version	1049
Comment:	0005057
Power Supply:	13.5 V DC



#### Final Result

Frequency (MHz)	MaxPeak (dBµV/m)	Limit (dBµV/m)	Margin (dB)	Meas. Time (ms)	Bandwidth (kHz)	Pol	Azimuth (deg)	Elevation (deg)	Corr. (dB)
2799.170000	---	54.00	4.90	100.0	1000.000	V	179.0	90.0	38.9
2799.210000	60.31	74.00	13.69	100.0	1000.000	V	40.0	0.0	38.9
16177.930000	63.31	74.00	10.69	100.0	1000.000	H	4.0	0.0	27.5
16194.930000	---	54.00	2.78	100.0	1000.000	H	-35.0	90.0	27.7
17702.930000	64.65	74.00	9.35	100.0	1000.000	H	23.0	90.0	28.7
17704.290000	---	54.00	1.45	100.0	1000.000	H	8.0	90.0	28.7

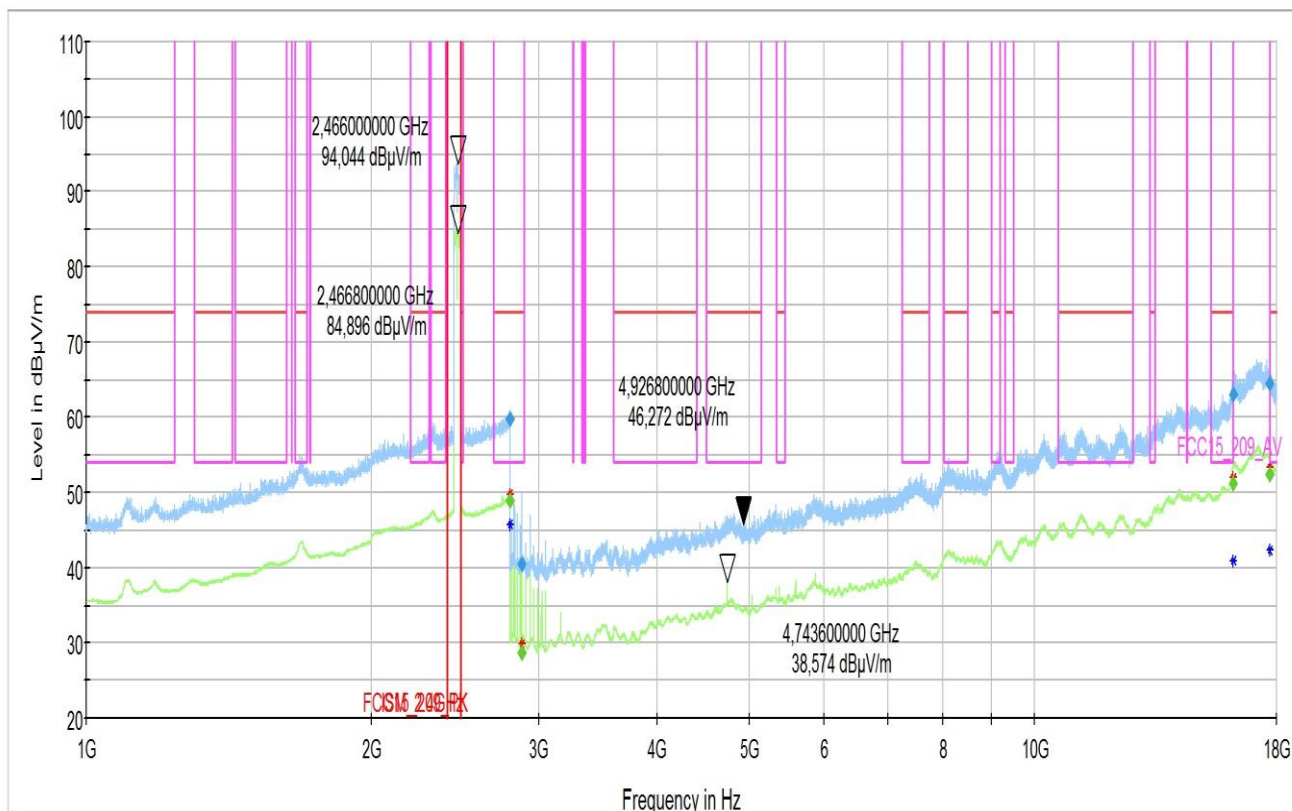
### 4.05a\_n40-mode\_ch09

#### Common Information

Test Description:	Radiated Field Strength Emissions Emissions in 3m distance
Test Site:	CETECOM GmbH Essen
Test Standard:	FCC 15.247&15.209 Intentional Radiator / RSS-Gen, Issue 5
Antenna polarisation:	horizontal/vertical
Operating Mode:	WLAN TX, continuous n-mode, BW40, ch09, MCS7
Operator:	TFra
Verdict:	Passed

#### EUT Information

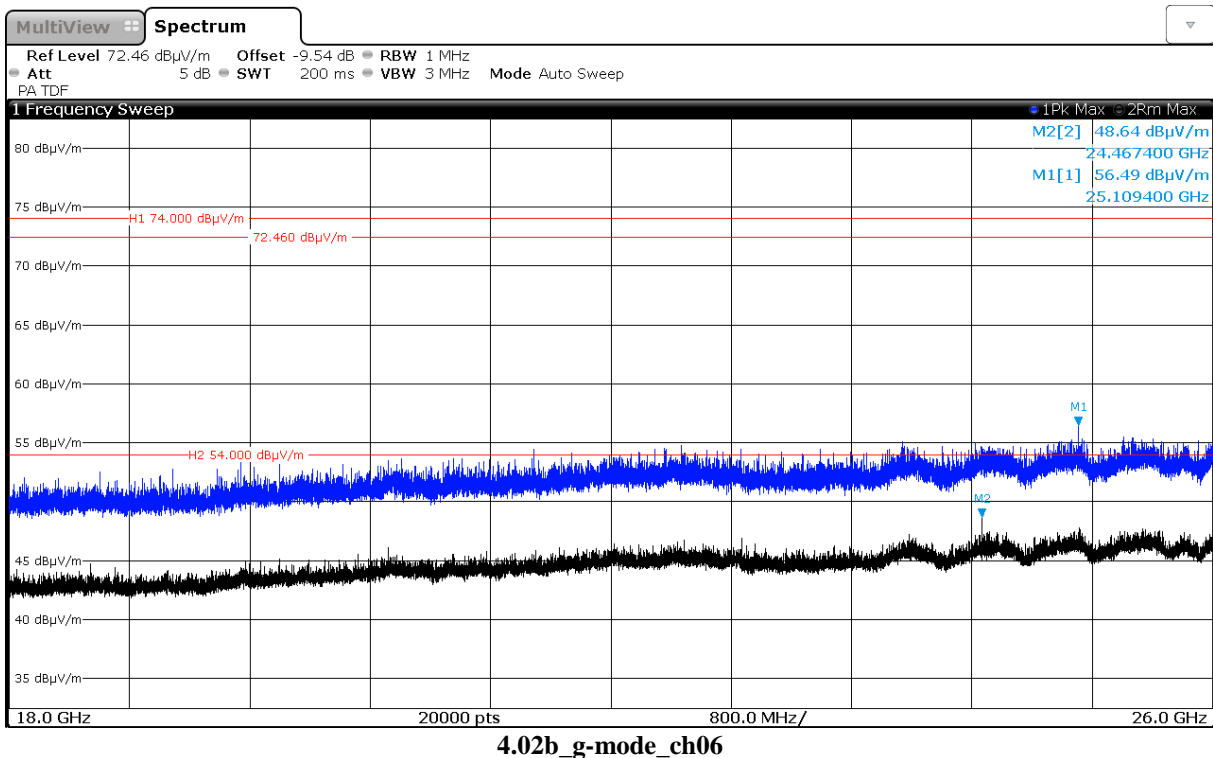
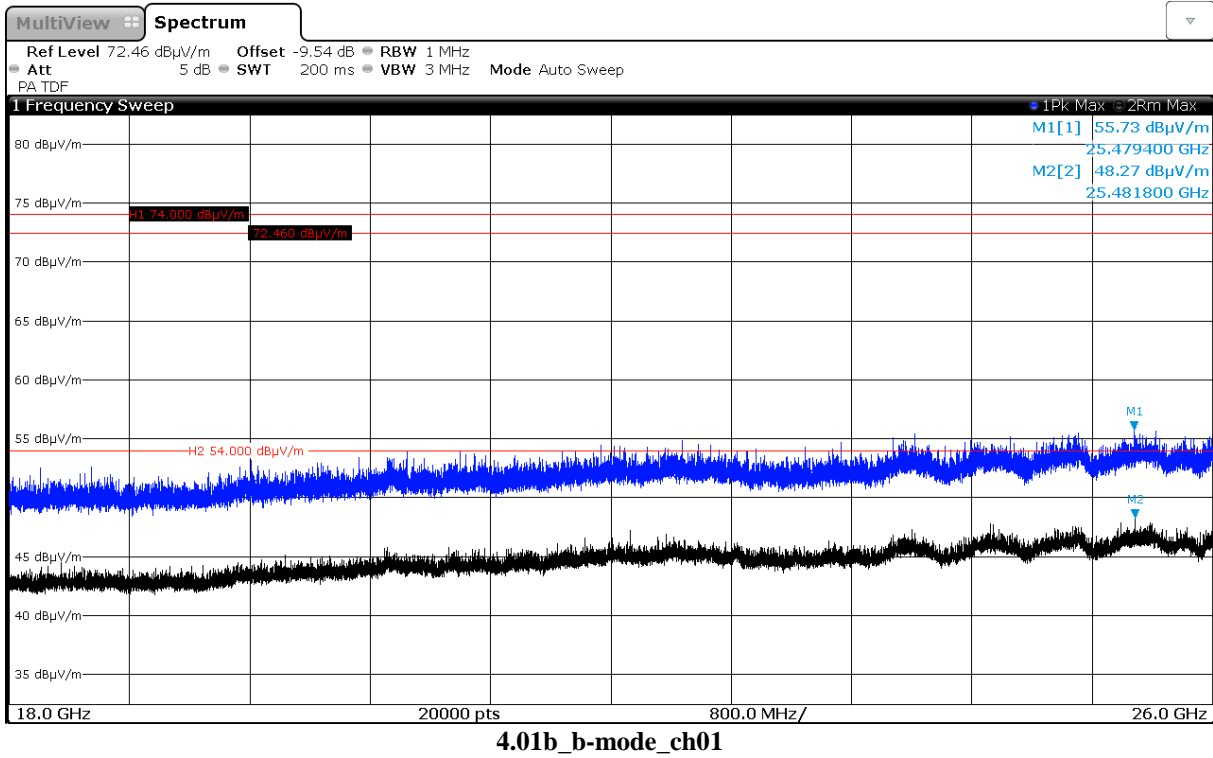
Manufacturer:	Robert Bosch Car Multimedia GmbH
Model:	AIVIV10
Type:	Multimedia device with Bluetooth and WLAN
HW-Version	001
SW-Version	1049
Comment:	0005057
Power Supply:	13.5 V DC

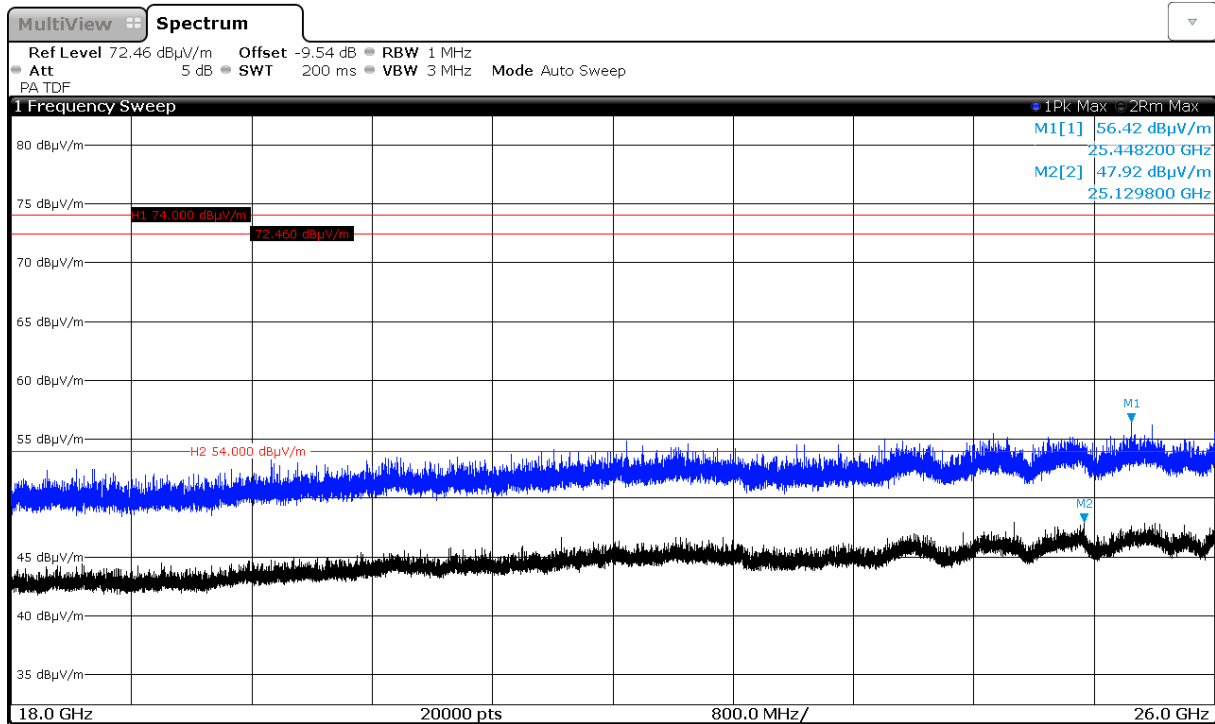


#### Final Result

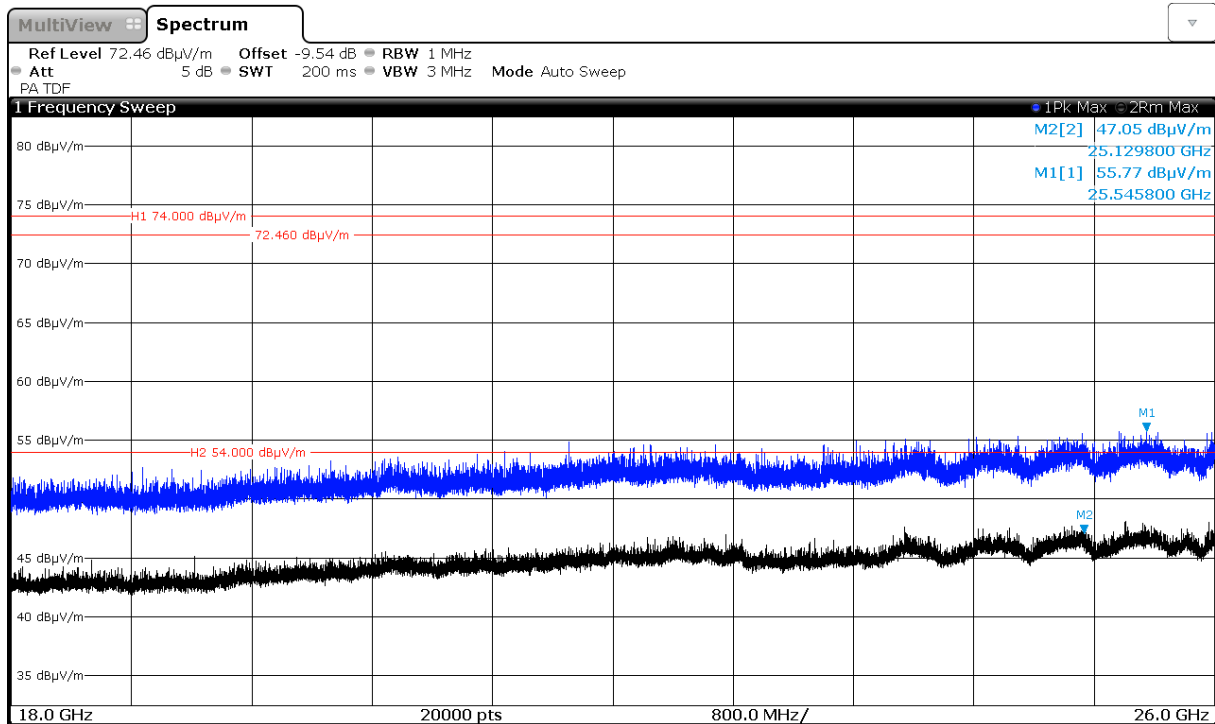
Frequency (MHz)	MaxPeak (dBµV/m)	Limit (dBµV/m)	Margin (dB)	Meas. Time (ms)	Bandwidth (kHz)	Pol	Azimuth (deg)	Elevation (deg)	Corr. (dB)
2795.610000	59.95	74.00	14.05	100.0	1000.000	H	94.0	0.0	38.9
2799.170000	---	54.00	4.91	100.0	1000.000	V	187.0	90.0	38.9
2881.290000	---	54.00	25.43	100.0	1000.000	H	194.0	0.0	0.9
2881.490000	40.48	74.00	33.52	100.0	1000.000	H	166.0	0.0	0.9
16190.490000	62.99	74.00	11.01	100.0	1000.000	V	41.0	0.0	27.6
16195.130000	---	54.00	2.76	100.0	1000.000	V	293.0	0.0	27.7
17705.610000	64.52	74.00	9.48	100.0	1000.000	V	7.0	90.0	28.7
17707.530000	---	54.00	1.51	100.0	1000.000	V	270.0	90.0	28.7

## 2.4. Radiated electric field measurement 18 GHz to 26.5 GHz



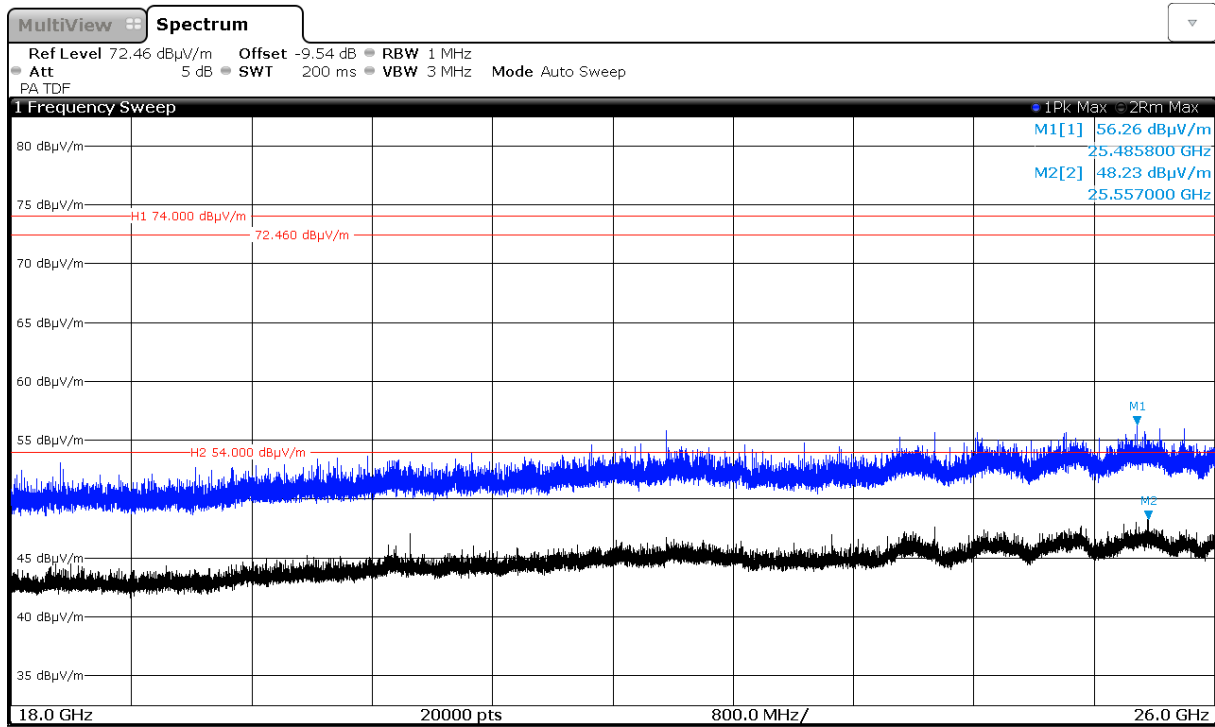


4.03b\_n-mode\_ch11



4.04b\_n40-mode\_ch03





## 2.5. Low Band edge compliance

### 9.01a\_b-mode\_ch01

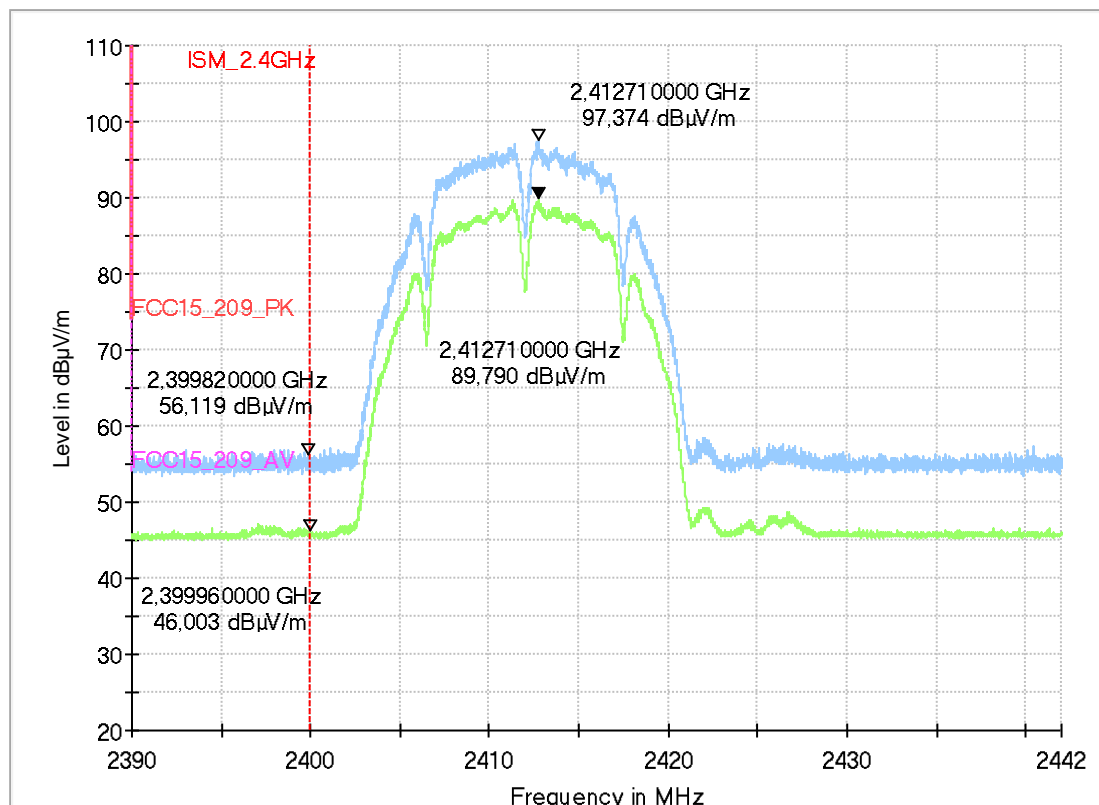
#### Common Information

Test Description:	Band-Edge: Radiated Field Strength Emissions Emissions in 3m distance
Test Site:	CETECOM GmbH Essen
Test Standard:	FCC 15.247&15.209 Intentional Radiator / RSS-Gen, Issue 5
Antenna polarisation:	horizontal/vertical
Operating Mode:	WLAN TX, continuous b-mode, ch01, 2Mbit/s
Operator:	TFra
Verdict:	Passed

#### EUT Information

Manufacturer:	Robert Bosch Car Multimedia GmbH
Model:	AIVIV10
Type:	Multimedia device with Bluetooth and WLAN
HW-Version	001
SW-Version	1049
Comment:	0005057
Power Supply:	13.5 V DC

Full Spectrum



## 9.02a\_g-mode\_ch01

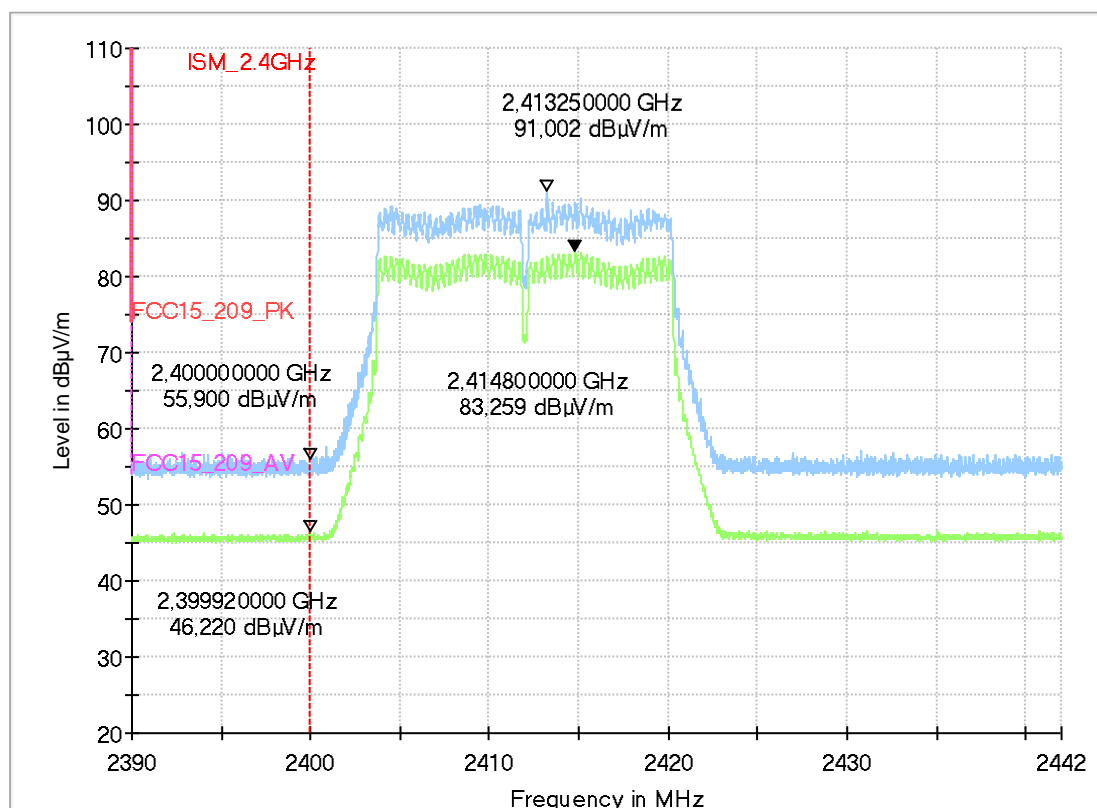
### Common Information

Test Description:	Band-Edge: Radiated Field Strength Emissions Emissions in 3m distance
Test Site:	CETECOM GmbH Essen
Test Standard:	FCC 15.247&15.209 Intentional Radiator / RSS-Gen, Issue 5
Antenna polarisation:	horizontal/vertical
Operating Mode:	WLAN TX, continuous g-mode, ch01, 12Mbit/s
Operator:	TFra
Verdict:	Passed

### EUT Information

Manufacturer:	Robert Bosch Car Multimedia GmbH
Model:	AIVIV10
Type:	Multimedia device with Bluetooth and WLAN
HW-Version	001
SW-Version	1049
Comment:	0005057
Power Supply:	13.5 V DC

Full Spectrum



## 9.03a\_n-mode\_ch01

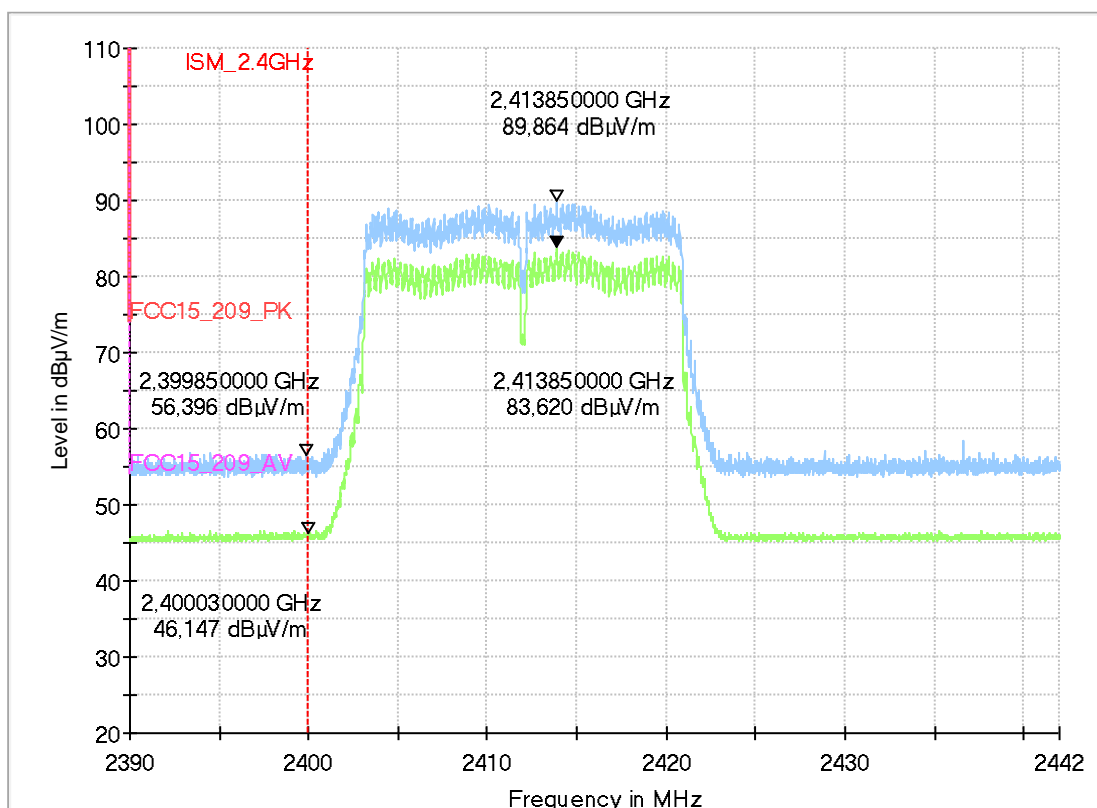
### Common Information

Test Description:	Band-Edge: Radiated Field Strength Emissions Emissions in 3m distance
Test Site:	CETECOM GmbH Essen
Test Standard:	FCC 15.247&15.209 Intentional Radiator / RSS-Gen, Issue 5
Antenna polarisation:	horizontal/vertical
Operating Mode:	WLAN TX, continuous n-mode, ch01, MCS0
Operator:	TFra
Verdict:	Passed

### EUT Information

Manufacturer:	Robert Bosch Car Multimedia GmbH
Model:	AIVIV10
Type:	Multimedia device with Bluetooth and WLAN
HW-Version	001
SW-Version	1049
Comment:	0005057
Power Supply:	13.5 V DC

Full Spectrum



## 9.04a\_n40-mode\_ch03

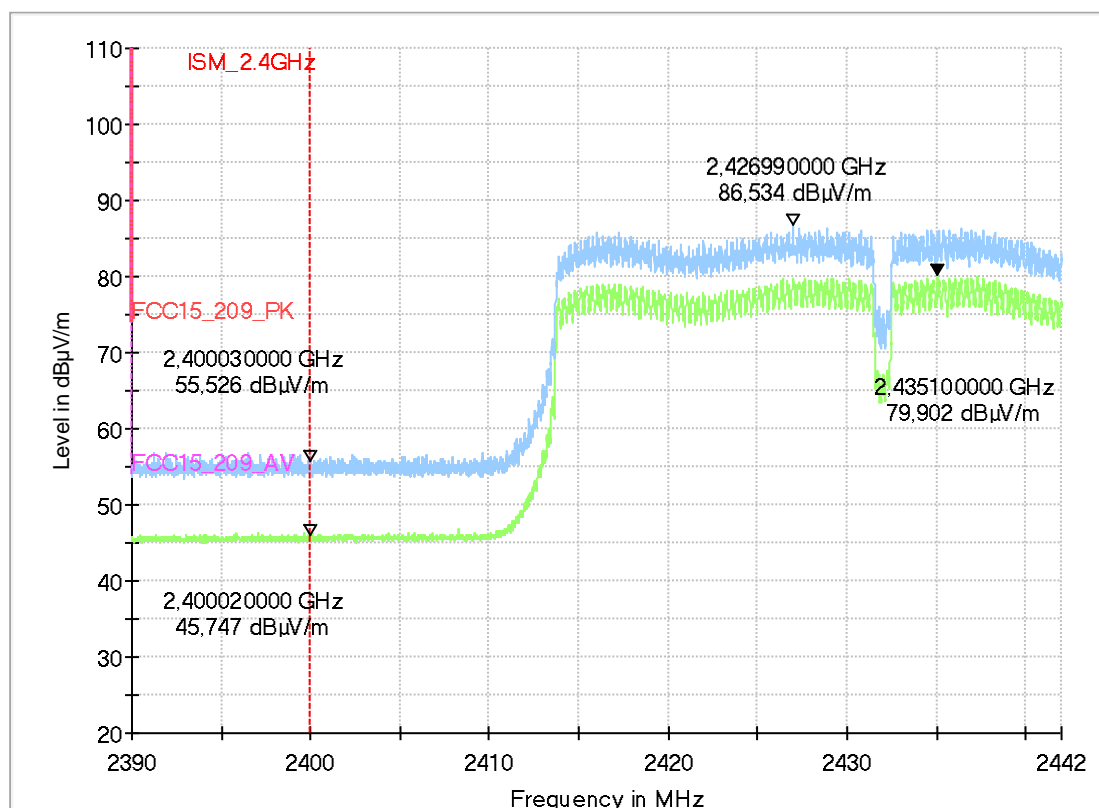
### Common Information

Test Description:	Band-Edge: Radiated Field Strength Emissions Emissions in 3m distance
Test Site:	CETECOM GmbH Essen
Test Standard:	FCC 15.247&15.209 Intentional Radiator / RSS-Gen, Issue 5
Antenna polarisation:	horizontal/vertical
Operating Mode:	WLAN TX, continuous n-mode, BW40, ch03, MCS0
Operator:	TFra
Verdict:	Passed

### EUT Information

Manufacturer:	Robert Bosch Car Multimedia GmbH
Model:	AIVIV10
Type:	Multimedia device with Bluetooth and WLAN
HW-Version	001
SW-Version	1049
Comment:	0005057
Power Supply:	13.5 V DC

Full Spectrum



## 2.6. High Band edge compliance

### 9.01b\_b-mode\_ch11

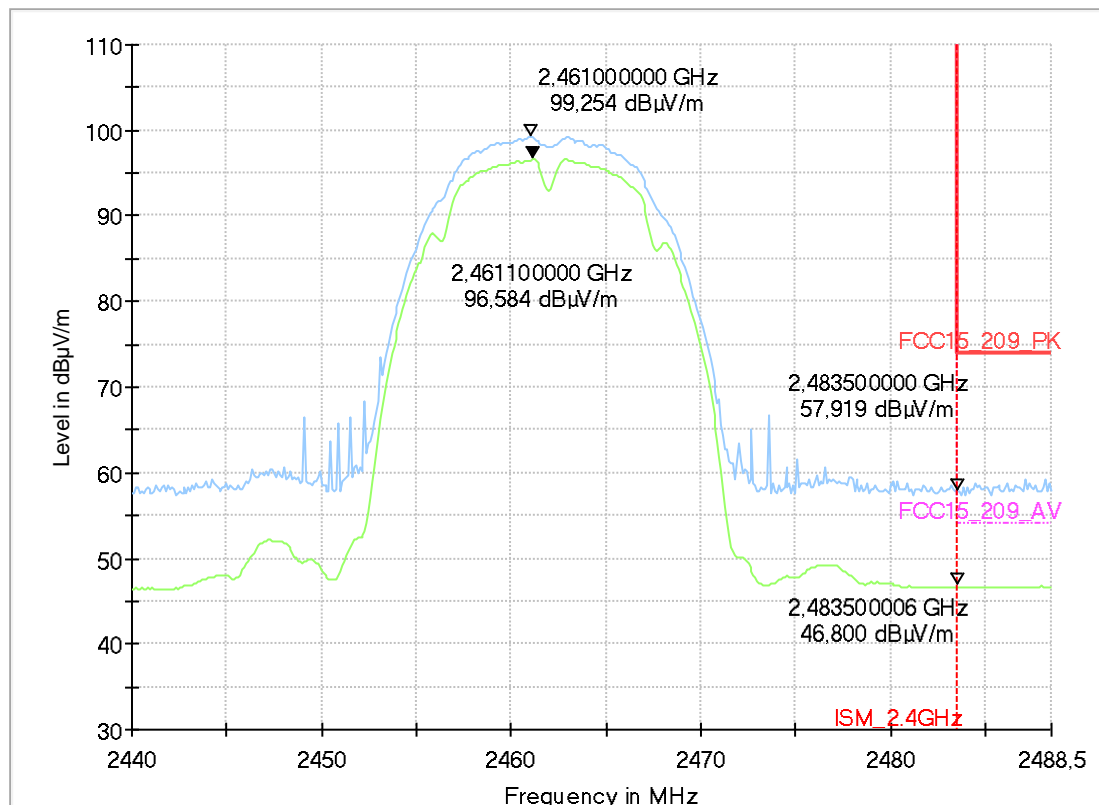
#### Common Information

Test Description:	Band-Edge: Radiated Field Strength Emissions Emissions in 3m distance
Test Site:	CETECOM GmbH Essen
Test Standard:	FCC 15.247&15.209 Intentional Radiator / RSS-Gen, Issue 5
Antenna polarisation:	horizontal/vertical
Operating Mode:	WLAN TX, continuous b-mode, ch11, 2Mbit/s
Operator:	TFra
Verdict:	Passed

#### EUT Information

Manufacturer:	Robert Bosch Car Multimedia GmbH
Model:	AIVIV10
Type:	Multimedia device with Bluetooth and WLAN
HW-Version	001
SW-Version	1049
Comment:	0005057
Power Supply:	13.5 V DC

Full Spectrum



## 9.02b\_g-mode\_ch11

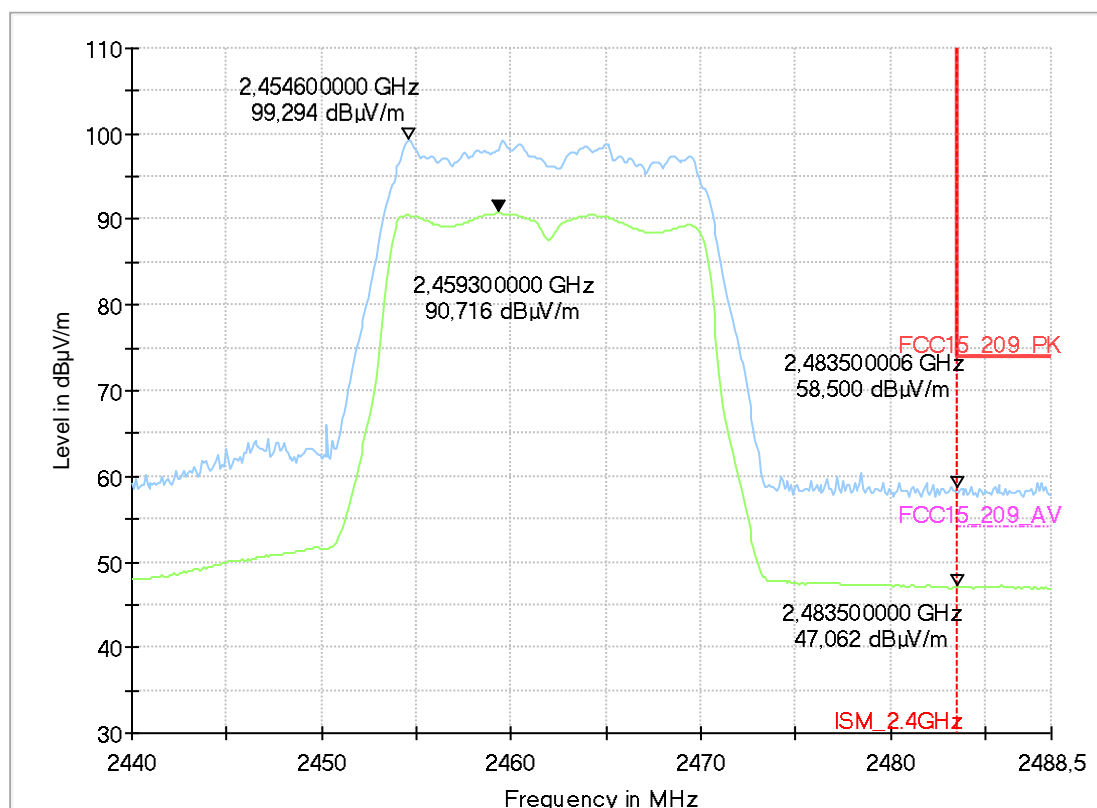
### Common Information

Test Description:	Band-Edge: Radiated Field Strength Emissions Emissions in 3m distance
Test Site:	CETECOM GmbH Essen
Test Standard:	FCC 15.247&15.209 Intentional Radiator / RSS-Gen, Issue 5
Antenna polarisation:	horizontal/vertical
Operating Mode:	WLAN TX, continuous g-mode, ch11, 12Mbit/s
Operator:	TFra
Verdict:	Passed

### EUT Information

Manufacturer:	Robert Bosch Car Multimedia GmbH
Model:	AIVIV10
Type:	Multimedia device with Bluetooth and WLAN
HW-Version	001
SW-Version	1049
Comment:	0005057
Power Supply:	13.5 V DC

Full Spectrum



## 9.03b\_n-mode\_ch11

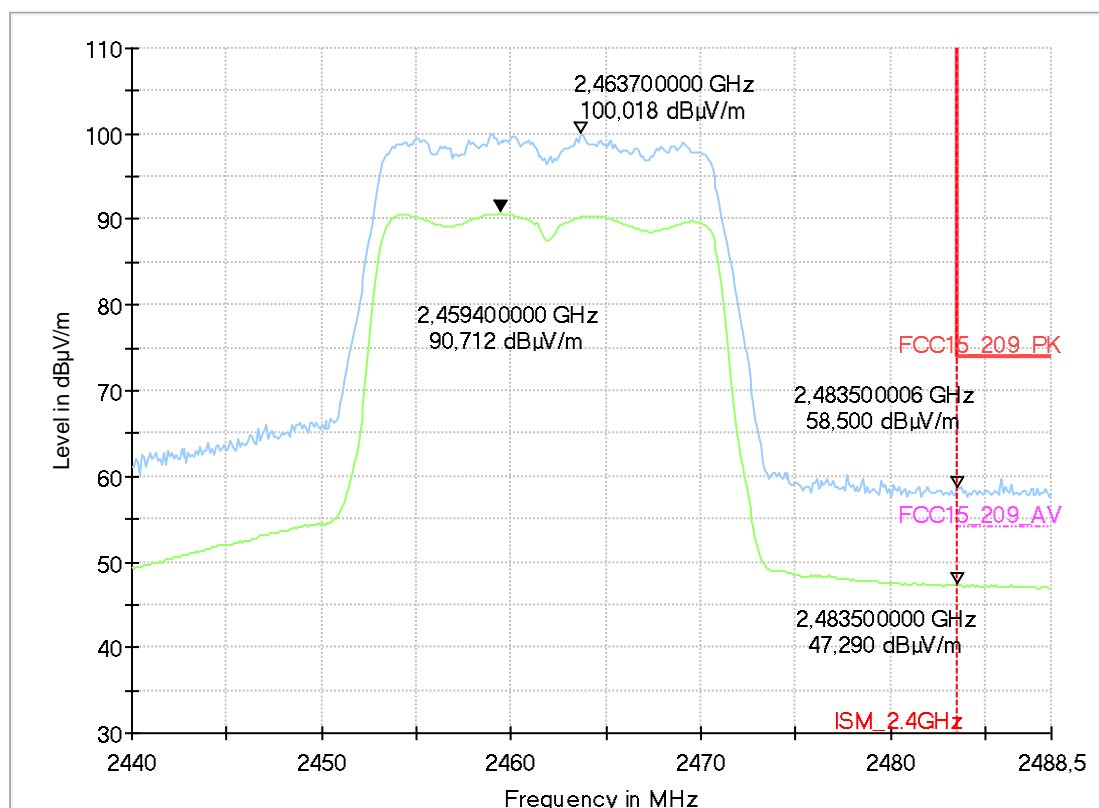
### Common Information

Test Description:	Band-Edge: Radiated Field Strength Emissions Emissions in 3m distance
Test Site:	CETECOM GmbH Essen
Test Standard:	FCC 15.247&15.209 Intentional Radiator / RSS-Gen, Issue 5
Antenna polarisation:	horizontal/vertical
Operating Mode:	WLAN TX, continuous n-mode, ch11, MCS7
Operator:	TFra
Verdict:	Passed

### EUT Information

Manufacturer:	Robert Bosch Car Multimedia GmbH
Model:	AIVIV10
Type:	Multimedia device with Bluetooth and WLAN
HW-Version	001
SW-Version	1049
Comment:	0005057
Power Supply:	13.5 V DC

Full Spectrum





## 9.04b\_n40-mode\_ch09

### Common Information

Test Description:	Band-Edge: Radiated Field Strength Emissions Emissions in 3m distance
Test Site:	CETECOM GmbH Essen
Test Standard:	FCC 15.247&15.209 Intentional Radiator / RSS-Gen, Issue 5
Antenna polarisation:	horizontal/vertical
Operating Mode:	WLAN TX, continuous n-mode, BW40, ch09, MCS7
Operator:	TFra
Verdict:	Passed

### EUT Information

Manufacturer:	Robert Bosch Car Multimedia GmbH
Model:	AIVIV10
Type:	Multimedia device with Bluetooth and WLAN
HW-Version	001
SW-Version	1049
Comment:	0005057
Power Supply:	13.5 V DC

Full Spectrum

