

Annex 1: Measurement diagrams to
TEST REPORT
 No.: 18-1-0048201T01a

According to:

FCC Regulations

- Part 15.205
- Part 15.209
- Part 15.407

ISED-Regulations

- RSS-Gen, Issue 4
- RSS-247, Issue 2

for

Robert Bosch Car Multimedia GmbH

AIVISBX0

Navigationsystem with WLAN and Bluetooth

FCC ID: YBN-AIVISBX0

ISED: 9595A-AIVISBX0

Laboratory Accreditation and Listings		
<p>Accredited EMC-Test Laboratory</p>	<p>Industry Canada Reg. No.: 3462D-1 Reg. No.: 3462D-2 Reg. No.: 3462D-3</p>	<p>Voluntary Controls for Electromagnetic Emissions Reg. No.: R-4452, C-20009, T-20006, G-20013</p>
<p>AUTHORIZED RF LABORATORY</p>	<p>Authorized Test Lab Lab Code: 20011130-00</p>	<p>MRA US-EU 0003</p>
accredited according to DIN EN ISO/IEC 17025		
<p align="center">CETECOM GmbH Laboratory Radio Communications & Electromagnetic Compatibility Im Teelbruch 116 • 45219 Essen • Germany Registered in Essen, Germany, Reg. No.: HRB Essen 8984 Tel.: + 49 (0) 20 54 / 95 19-954 • Fax: + 49 (0) 20 54 / 95 19-964 E-mail: info@cetecom.com • Internet: www.cetecom.com</p>		
Laboratory Accreditation and Listings		

Table of Contents

1. CONDUCTED MEASUREMENTS	3
1.1. Conducted FCC Peak output power	3
1.2. Power Spectral Density	4
1.3. 6dB Bandwidth	28
1.4. 99% Occupied Bandwidth	52
1.5. 26dB Bandwidth	76
2. RADIATED MEASUREMENTS	101
2.1. Radiated magnetic field measurements below 30 MHz	101
2.2. Radiated electric field measurement 30 MHz to 1 GHz	109
2.3. Radiated electric field measurement 1 GHz to 7 GHz	157
2.4. Radiated electric field measurement 7 GHz to 18 GHz	182
2.5. Radiated electric field measurement 18 GHz to 40 GHz	206
2.6. Band edge compliance	218

1. Conducted Measurements

1.1. Conducted FCC Peak output power

EUT Information

Manufacturer:	Robert Bosch Car Multimedia
Product:	AIVISBX0
EUT Model:	18-1-00482S06
HW:	tbd
SW:	283C24194R
Serial Nr.:	0005006
Conected Devices:	13.5VDC

a 20	6Mbps	9Mbps	12Mbps	18Mbps	24Mbps	36Mbps	48Mbps	54Mbps	Max	Ant Gain	EIRP
Channel 36 (5180MHz)	7,92	8,05	7,6	6,66	8,16	7,64	6,68	7,89	8,16	5,06	13,22
Channel 40 (5200MHz)	8,18	7,48	6,81	7,03	7,47	6,72	7,09	8,16	8,18	5,06	13,24
Channel 48 (5240MHz)	7,48	7,64	6,82	6,43	7,78	6,38	6,56	7,84	7,84	5,06	12,9
Channel 52 (5260MHz)	8,05	7,69	6,69	8,08	7,65	6,76	8,07	7,99	8,08	5,06	13,14
Channel 56 (5280MHz)	7,73	6,76	7,02	7,48	6,76	7,03	7,71	7,54	7,73	5,06	12,79
Channel 64 (5320MHz)	7,98	6,79	6,42	7,83	6,42	6,59	7,59	8,08	8,08	5,06	13,14
Channel 100 (5500MHz)	6,98	6,62	8,08	7,69	6,71	8,13	7,64	6,99	8,13	5,06	13,19
Channel 116 (5580MHz)	6,98	6,96	7,56	6,79	7,11	7,5	6,71	6,66	7,56	5,06	12,62
Channel 144 (5720MHz)	6,36	6,46	7,71	6,47	6,5	7,71	6,43	6,29	7,71	5,06	12,77
Channel 149 (5745MHz)	6,08	8,09	7,83	6,67	8,11	7,91	6,72	6,32	8,11	5,06	13,17
Channel 157 (5785MHz)	5,98	7,53	6,78	6,96	7,55	6,74	7	5,96	7,55	5,06	12,61
Channel 165 (5825MHz)	5,95	7,75	6,43	6,56	7,69	6,41	6,49	5,86	7,75	5,06	12,81

1.2. Power Spectral Density

1.2.1. 20 MHz Bandwidth

a-mode

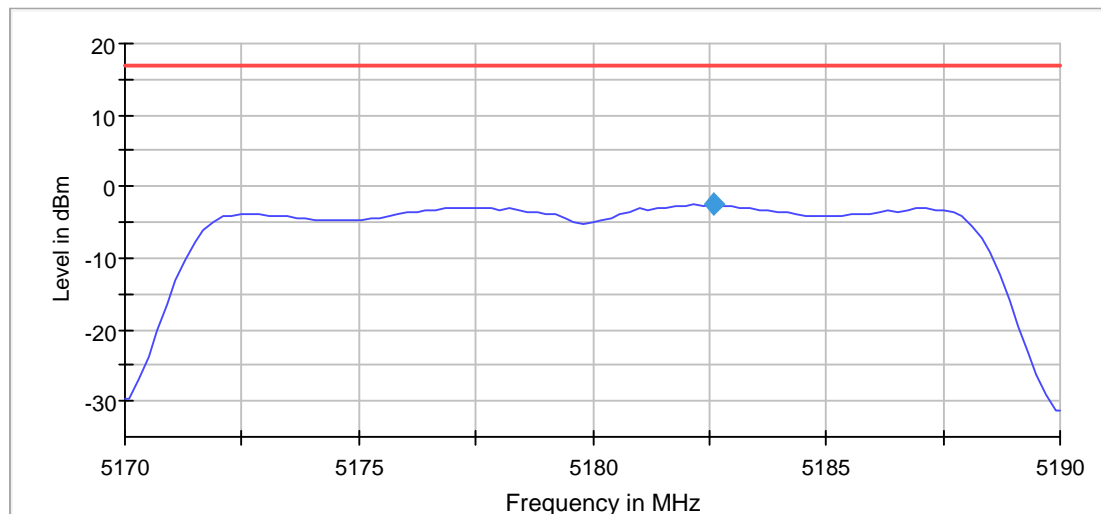
Power Spectral Density (5180 MHz; a-mode [18Mbit] (10 dBm); 20 MHz)

Result

DUT Frequency (MHz)	Frequency (MHz)	PSD (dBm)	Limit Max (dBm)	Result
5180.000000	5182.574257	-2.511	17.0	PASS

Ports

Port	Duty Cycle (%)
1	35.215



— Limit — Sum Level ◆ PSD

Measurement

Setting	Instrument Value	Target Value
Start Frequency	5.17000 GHz	5.17000 GHz
Stop Frequency	5.19000 GHz	5.19000 GHz
Span	20.000 MHz	20.000 MHz
RBW	1.000 MHz	<= 1.000 MHz
VBW	3.000 MHz	>= 3.000 MHz
SweepPoints	101	~ 40
SweepTime	2.020 s	2.020 s
Reference Level	0.000 dBm	0.000 dBm
Attenuation	10.000 dB	AUTO
Detector	RMS	RMS
SweepCount	3	3
Filter	3 dB	3 dB
Trace Mode	Max Hold	Max Hold
SweepType	Sweep	AUTO
Preamp	off	off
Stablemode	Trace	Trace
Stablevalue	0.30 dB	0.30 dB
Run	7 / max. 15	max. 15
Stable	3 / 3	3
Max Stable Difference	0.26 dB	0.30 dB

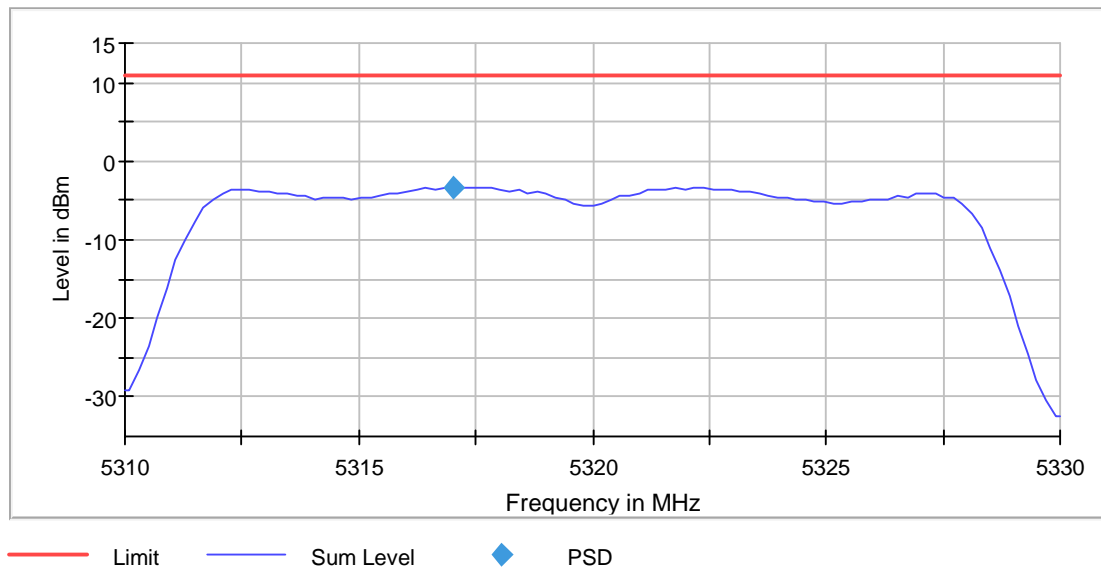
Power Spectral Density (5320 MHz; a-mode [18Mbit] (10 dBm); 20 MHz)

Result

DUT Frequency (MHz)	Frequency (MHz)	PSD (dBm)	Limit Max (dBm)	Result
5320.000000	5317.029703	-3.255	11.0	PASS

Ports

Port	Duty Cycle (%)
1	35.214



Measurement

Setting	Instrument Value	Target Value
Start Frequency	5.31000 GHz	5.31000 GHz
Stop Frequency	5.33000 GHz	5.33000 GHz
Span	20.000 MHz	20.000 MHz
RBW	1.000 MHz	<= 1.000 MHz
VBW	3.000 MHz	>= 3.000 MHz
SweepPoints	101	~ 40
SweepTime	2.020 s	2.020 s
Reference Level	0.000 dBm	-10.000 dBm
Attenuation	10.000 dB	AUTO
Detector	RMS	RMS
SweepCount	3	3
Filter	3 dB	3 dB
Trace Mode	Max Hold	Max Hold
SweepType	Sweep	AUTO
Preamp	off	off
Stablemode	Trace	Trace
Stablevalue	0.30 dB	0.30 dB
Run	8 / max. 15	max. 15
Stable	3 / 3	3
Max Stable Difference	0.20 dB	0.30 dB

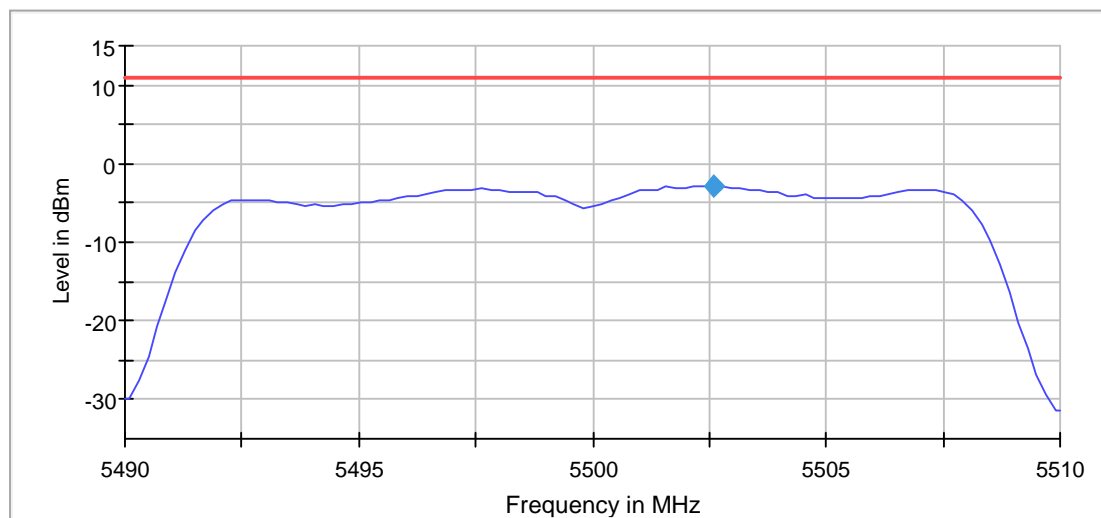
Power Spectral Density (5500 MHz; a-mode [18Mbit] (10 dBm); 20 MHz)

Result

DUT Frequency (MHz)	Frequency (MHz)	PSD (dBm)	Limit Max (dBm)	Result
5500.000000	5502.574257	-2.783	11.0	PASS

Ports

Port	Duty Cycle (%)
1	35.216



— Limit — Sum Level ◆ PSD

Measurement

Setting	Instrument Value	Target Value
Start Frequency	5.49000 GHz	5.49000 GHz
Stop Frequency	5.51000 GHz	5.51000 GHz
Span	20.000 MHz	20.000 MHz
RBW	1.000 MHz	<= 1.000 MHz
VBW	3.000 MHz	>= 3.000 MHz
SweepPoints	101	~ 40
Sweeptime	2.020 s	2.020 s
Reference Level	0.000 dBm	-10.000 dBm
Attenuation	10.000 dB	AUTO
Detector	RMS	RMS
SweepCount	3	3
Filter	3 dB	3 dB
Trace Mode	Max Hold	Max Hold
SweepType	Sweep	AUTO
Preamp	off	off
Stablemode	Trace	Trace
Stablevalue	0.30 dB	0.30 dB
Run	6 / max. 15	max. 15
Stable	3 / 3	3
Max Stable Difference	0.19 dB	0.30 dB

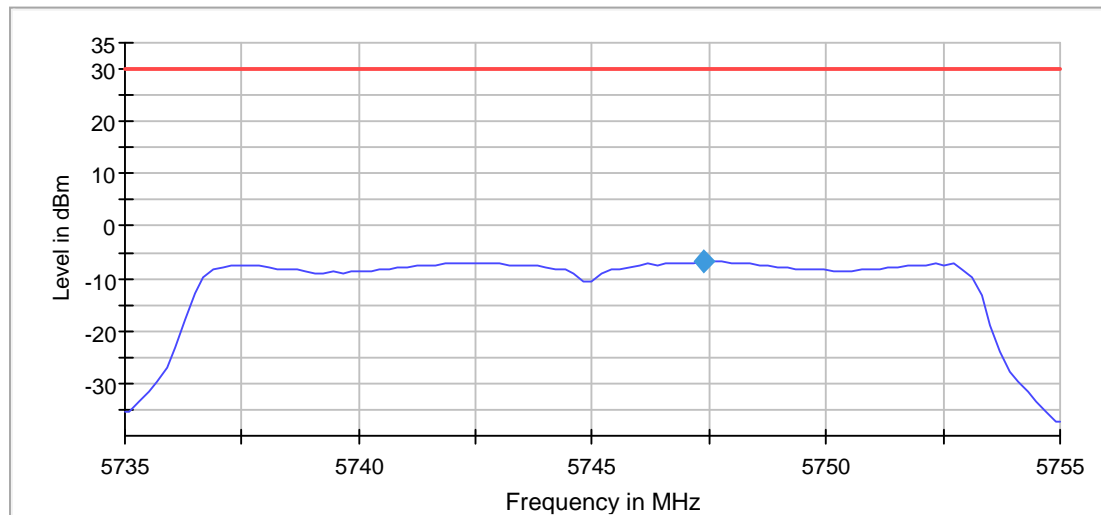
Power Spectral Density (5745 MHz; a-mode [18Mbit] (10 dBm); 20 MHz)

Result

DUT Frequency (MHz)	Frequency (MHz)	PSD (dBm)	Limit Max (dBm)	Result
5745.000000	5747.376238	-6.792	30.0	PASS

Ports

Port	Duty Cycle (%)
1	35.187



— Limit — Sum Level ◆ PSD

Measurement

Setting	Instrument Value	Target Value
Start Frequency	5.73500 GHz	5.73500 GHz
Stop Frequency	5.75500 GHz	5.75500 GHz
Span	20.000 MHz	20.000 MHz
RBW	500.000 kHz	<= 500.000 kHz
VBW	2.000 MHz	>= 1.500 MHz
SweepPoints	101	~ 80
Sweeptime	2.020 s	2.020 s
Reference Level	0.000 dBm	-10.000 dBm
Attenuation	10.000 dB	AUTO
Detector	RMS	RMS
SweepCount	3	3
Filter	3 dB	3 dB
Trace Mode	Max Hold	Max Hold
SweepType	Sweep	AUTO
Preamp	off	off
Stablemode	Trace	Trace
Stablevalue	0.30 dB	0.30 dB
Run	5 / max. 15	max. 15
Stable	3 / 3	3
Max Stable Difference	0.28 dB	0.30 dB

n-mode

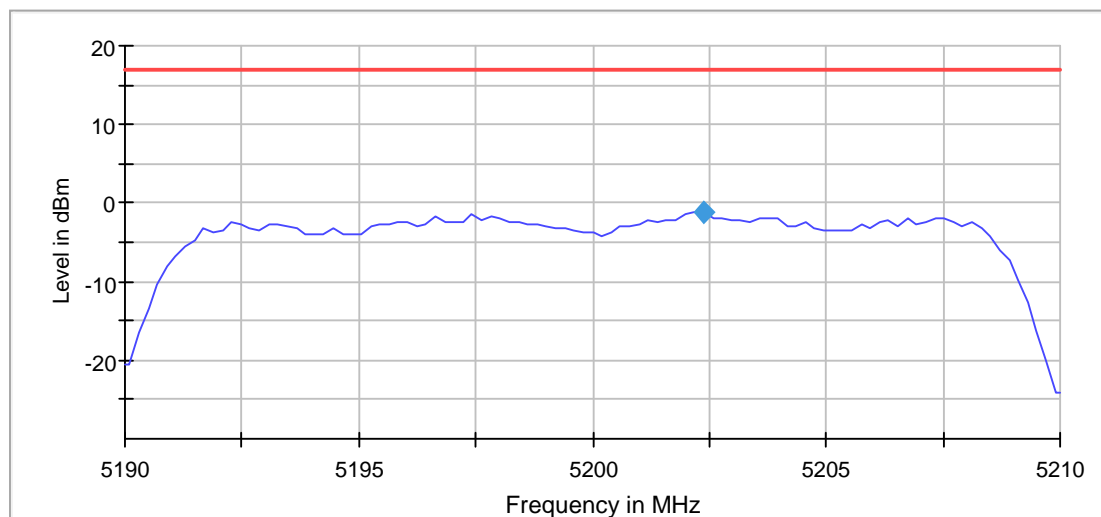
Power Spectral Density (5200 MHz; n20-mode [MCS7] (10 dBm); 20 MHz)

Result

DUT Frequency (MHz)	Frequency (MHz)	PSD (dBm)	Limit Max (dBm)	Result
5200.000000	5202.376238	-1.172	17.0	PASS

Ports

Port	Duty Cycle (%)
1	4.551



— Limit — Sum Level ◆ PSD

Measurement

Setting	Instrument Value	Target Value
Start Frequency	5.19000 GHz	5.19000 GHz
Stop Frequency	5.21000 GHz	5.21000 GHz
Span	20.000 MHz	20.000 MHz
RBW	1.000 MHz	<= 1.000 MHz
VBW	3.000 MHz	>= 3.000 MHz
SweepPoints	101	~ 40
SweepTime	2.020 s	2.020 s
Reference Level	0.000 dBm	0.000 dBm
Attenuation	10.000 dB	AUTO
Detector	RMS	RMS
SweepCount	3	3
Filter	3 dB	3 dB
Trace Mode	Max Hold	Max Hold
Sweeptype	Sweep	AUTO
Preamp	off	off
Stablemode	Trace	Trace
Stablevalue	0.30 dB	0.30 dB
Run	15 / max. 15	max. 15
Stable	0 / 3	3
Max Stable Difference	0.79 dB	0.30 dB

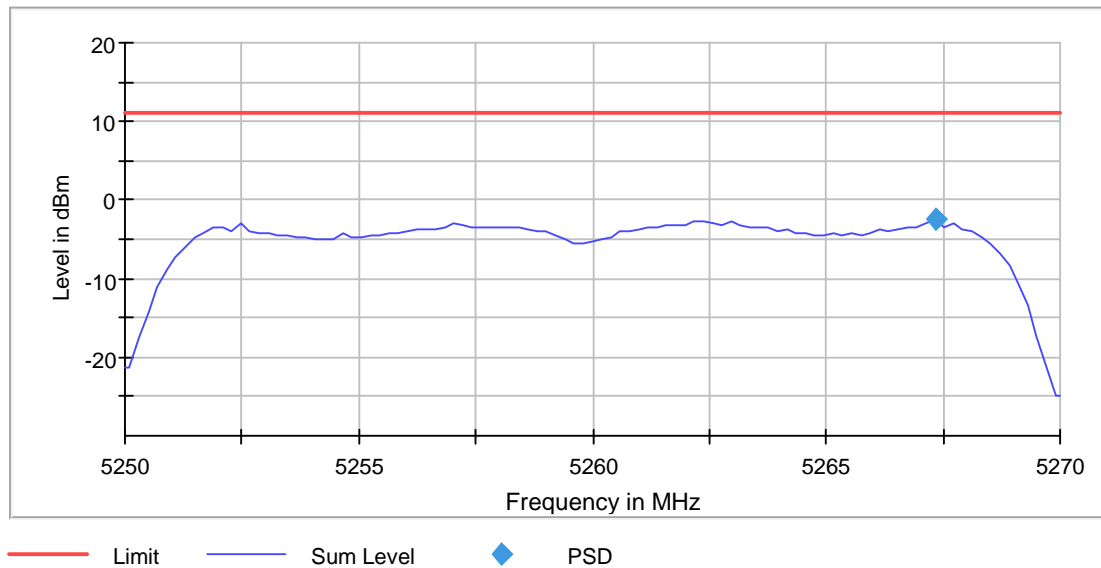
Power Spectral Density (5260 MHz; n20-mode [MCS7] (10 dBm); 20 MHz)

Result

DUT Frequency (MHz)	Frequency (MHz)	PSD (dBm)	Limit Max (dBm)	Result
5260.000000	5267.326733	-2.480	11.0	PASS

Ports

Port	Duty Cycle (%)
1	4.551



Measurement

Setting	Instrument Value	Target Value
Start Frequency	5.25000 GHz	5.25000 GHz
Stop Frequency	5.27000 GHz	5.27000 GHz
Span	20.000 MHz	20.000 MHz
RBW	1.000 MHz	<= 1.000 MHz
VBW	3.000 MHz	>= 3.000 MHz
SweepPoints	101	~ 40
Sweeptime	2.020 s	2.020 s
Reference Level	0.000 dBm	-10.000 dBm
Attenuation	10.000 dB	AUTO
Detector	RMS	RMS
SweepCount	3	3
Filter	3 dB	3 dB
Trace Mode	Max Hold	Max Hold
SweepType	Sweep	AUTO
Preamp	off	off
Stablemode	Trace	Trace
Stablevalue	0.30 dB	0.30 dB
Run	15 / max. 15	max. 15
Stable	0 / 3	3
Max Stable Difference	0.45 dB	0.30 dB

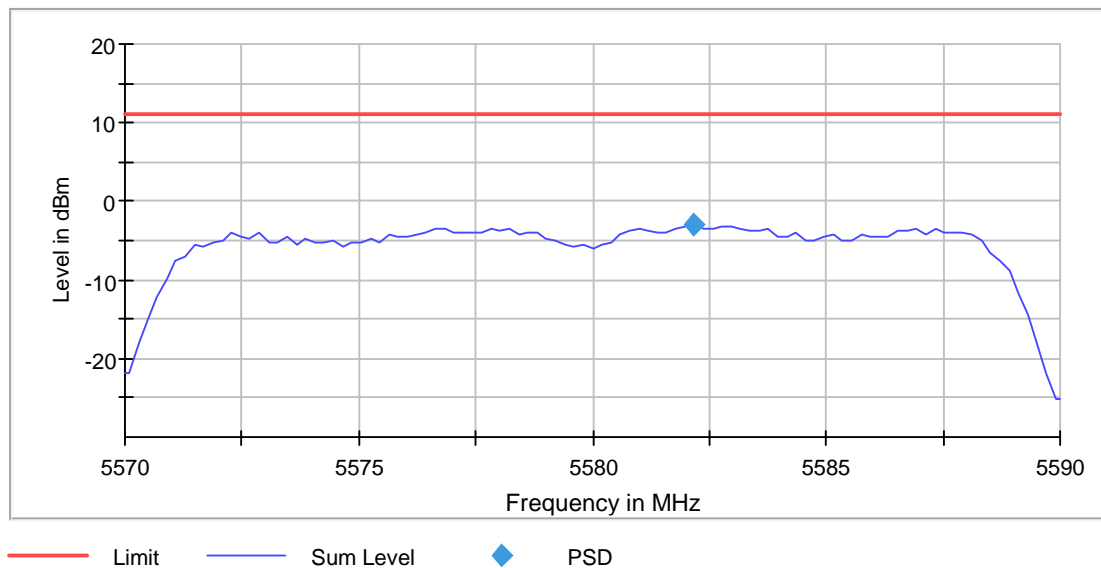
Power Spectral Density (5580 MHz; n20-mode [MCS7] (10 dBm); 20 MHz)

Result

DUT Frequency (MHz)	Frequency (MHz)	PSD (dBm)	Limit Max (dBm)	Result
5580.000000	5582.178218	-2.908	11.0	PASS

Ports

Port	Duty Cycle (%)
1	4.548



Measurement

Setting	Instrument Value	Target Value
Start Frequency	5.57000 GHz	5.57000 GHz
Stop Frequency	5.59000 GHz	5.59000 GHz
Span	20.000 MHz	20.000 MHz
RBW	1.000 MHz	<= 1.000 MHz
VBW	3.000 MHz	>= 3.000 MHz
SweepPoints	101	~ 40
SweepTime	2.020 s	2.020 s
Reference Level	0.000 dBm	-10.000 dBm
Attenuation	10.000 dB	AUTO
Detector	RMS	RMS
SweepCount	3	3
Filter	3 dB	3 dB
Trace Mode	Max Hold	Max Hold
Sweeptype	Sweep	AUTO
Preamp	off	off
Stablemode	Trace	Trace
Stablevalue	0.30 dB	0.30 dB
Run	15 / max. 15	max. 15
Stable	1 / 3	3
Max Stable Difference	0.28 dB	0.30 dB

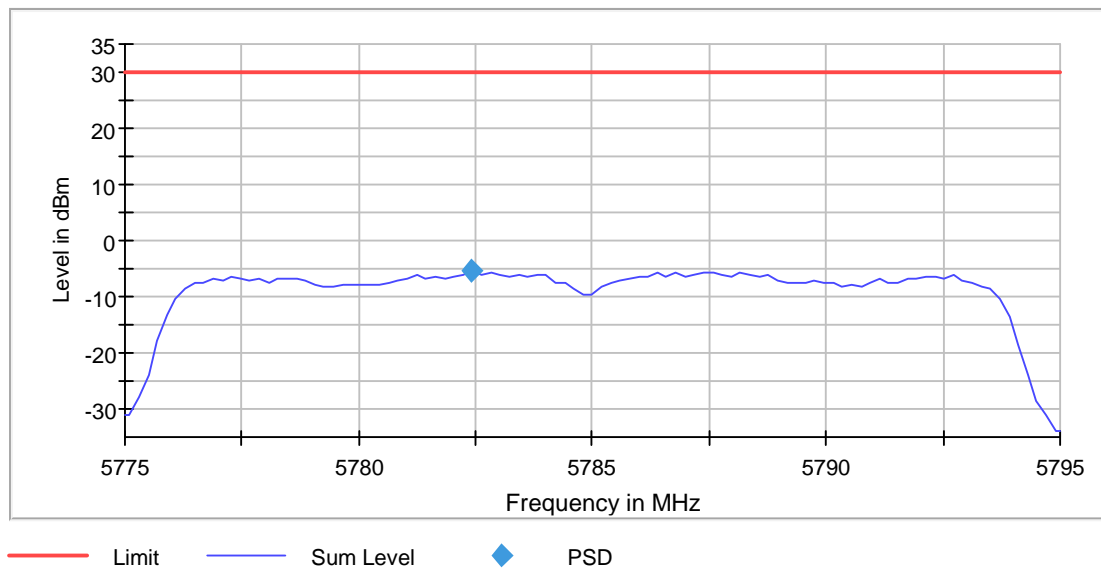
Power Spectral Density (5785 MHz; n20-mode [MCS7] (10 dBm); 20 MHz)

Result

DUT Frequency (MHz)	Frequency (MHz)	PSD (dBm)	Limit Max (dBm)	Result
5785.000000	5782.425743	-5.522	30.0	PASS

Ports

Port	Duty Cycle (%)
1	4.550



Measurement

Setting	Instrument Value	Target Value
Start Frequency	5.77500 GHz	5.77500 GHz
Stop Frequency	5.79500 GHz	5.79500 GHz
Span	20.000 MHz	20.000 MHz
RBW	500.000 kHz	<= 500.000 kHz
VBW	2.000 MHz	>= 1.500 MHz
SweepPoints	101	~ 80
SweepTime	2.020 s	2.020 s
Reference Level	0.000 dBm	-10.000 dBm
Attenuation	10.000 dB	AUTO
Detector	RMS	RMS
SweepCount	3	3
Filter	3 dB	3 dB
Trace Mode	Max Hold	Max Hold
SweepType	Sweep	AUTO
Preamp	off	off
Stablemode	Trace	Trace
Stablevalue	0.30 dB	0.30 dB
Run	15 / max. 15	max. 15
Stable	0 / 3	3
Max Stable Difference	0.96 dB	0.30 dB

ac-mode

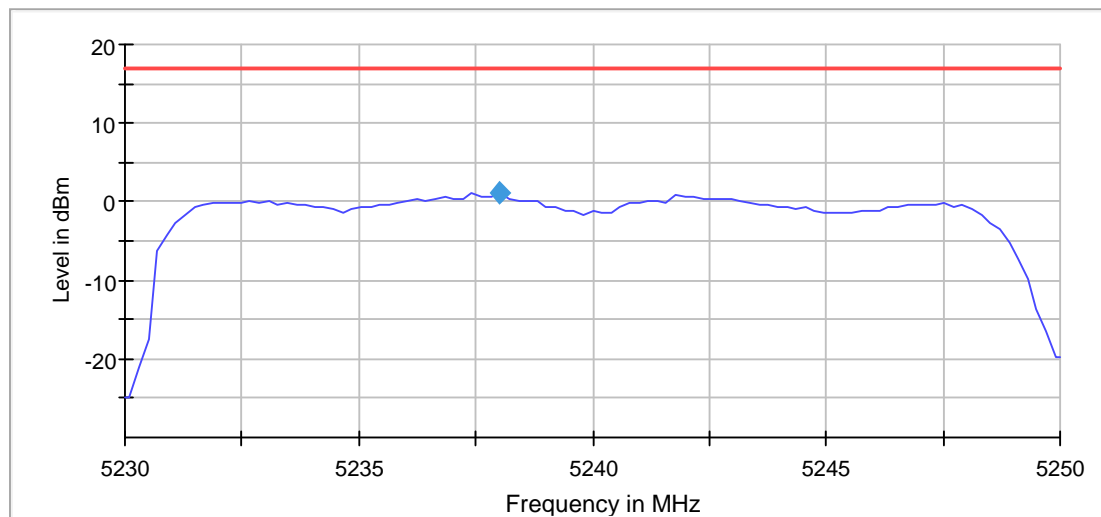
Power Spectral Density (5240 MHz; ac20-mode [VHT_MCS1] (6 dBm); 20 MHz)

Result

DUT Frequency (MHz)	Frequency (MHz)	PSD (dBm)	Limit Max (dBm)	Result
5240.000000	5238.019802	1.124	17.0	PASS

Ports

Port	Duty Cycle (%)
1	19.683



— Limit — Sum Level ◆ PSD

Measurement

Setting	Instrument Value	Target Value
Start Frequency	5.23000 GHz	5.23000 GHz
Stop Frequency	5.25000 GHz	5.25000 GHz
Span	20.000 MHz	20.000 MHz
RBW	1.000 MHz	<= 1.000 MHz
VBW	3.000 MHz	>= 3.000 MHz
SweepPoints	101	~ 40
SweepTime	2.020 s	2.020 s
Reference Level	0.000 dBm	-10.000 dBm
Attenuation	10.000 dB	AUTO
Detector	RMS	RMS
SweepCount	3	3
Filter	3 dB	3 dB
Trace Mode	Max Hold	Max Hold
SweepType	Sweep	AUTO
Preamp	off	off
Stablemode	Trace	Trace
Stablevalue	0.30 dB	0.30 dB
Run	6 / max. 15	max. 15
Stable	3 / 3	3
Max Stable Difference	0.00 dB	0.30 dB

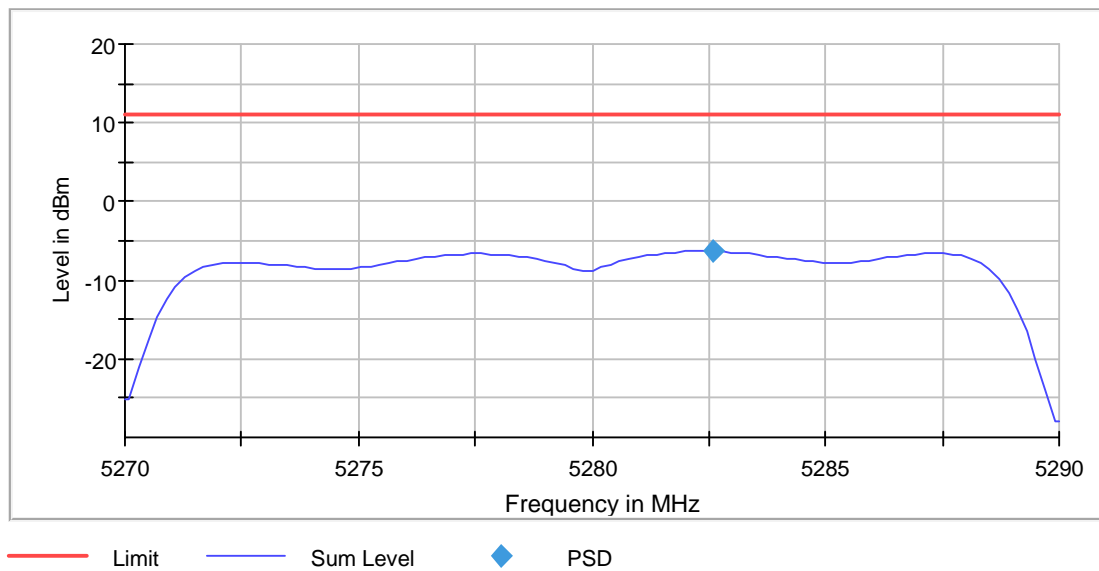
Power Spectral Density (5280 MHz; ac20-mode [VHT_MCS1] (6 dBm); 20 MHz)

Result

DUT Frequency (MHz)	Frequency (MHz)	PSD (dBm)	Limit Max (dBm)	Result
5280.000000	5282.574257	-6.256	11.0	PASS

Ports

Port	Duty Cycle (%)
1	19.689



Measurement

Setting	Instrument Value	Target Value
Start Frequency	5.27000 GHz	5.27000 GHz
Stop Frequency	5.29000 GHz	5.29000 GHz
Span	20.000 MHz	20.000 MHz
RBW	1.000 MHz	<= 1.000 MHz
VBW	3.000 MHz	>= 3.000 MHz
SweepPoints	101	~ 40
SweepTime	2.020 s	2.020 s
Reference Level	0.000 dBm	-10.000 dBm
Attenuation	10.000 dB	AUTO
Detector	RMS	RMS
SweepCount	3	3
Filter	3 dB	3 dB
Trace Mode	Max Hold	Max Hold
Sweeptype	Sweep	AUTO
Preamp	off	off
Stablemode	Trace	Trace
Stablevalue	0.30 dB	0.30 dB
Run	4 / max. 15	max. 15
Stable	3 / 3	3
Max Stable Difference	0.08 dB	0.30 dB

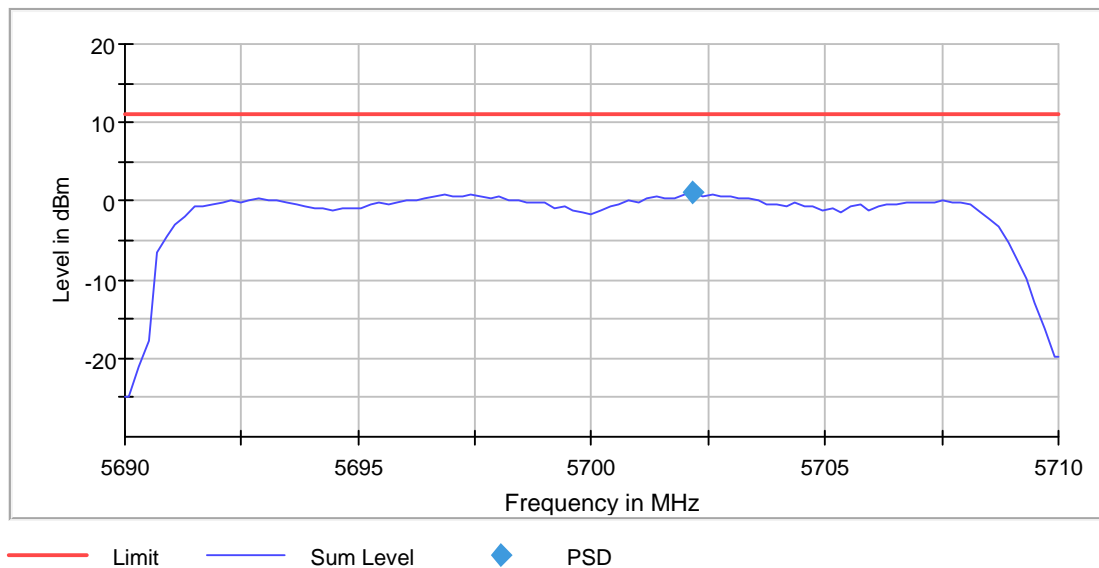
Power Spectral Density (5700 MHz; ac20-mode [VHT_MCS1] (6 dBm); 20 MHz)

Result

DUT Frequency (MHz)	Frequency (MHz)	PSD (dBm)	Limit Max (dBm)	Result
5700.000000	5702.178218	1.057	11.0	PASS

Ports

Port	Duty Cycle (%)
1	19.688



Measurement

Setting	Instrument Value	Target Value
Start Frequency	5.69000 GHz	5.69000 GHz
Stop Frequency	5.71000 GHz	5.71000 GHz
Span	20.000 MHz	20.000 MHz
RBW	1.000 MHz	<= 1.000 MHz
VBW	3.000 MHz	>= 3.000 MHz
SweepPoints	101	~ 40
SweepTime	2.020 s	2.020 s
Reference Level	0.000 dBm	-10.000 dBm
Attenuation	10.000 dB	AUTO
Detector	RMS	RMS
SweepCount	3	3
Filter	3 dB	3 dB
Trace Mode	Max Hold	Max Hold
Sweeptype	Sweep	AUTO
Preamp	off	off
Stablemode	Trace	Trace
Stablevalue	0.30 dB	0.30 dB
Run	7 / max. 15	max. 15
Stable	3 / 3	3
Max Stable Difference	0.00 dB	0.30 dB

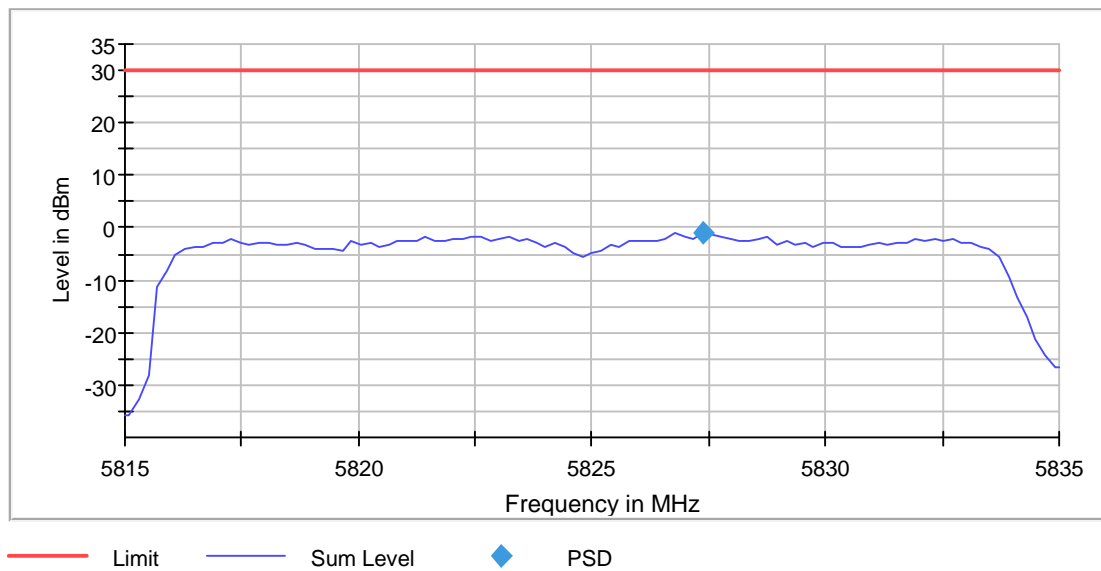
Power Spectral Density (5825 MHz; ac20-mode [VHT_MCS1] (6 dBm); 20 MHz)

Result

DUT Frequency (MHz)	Frequency (MHz)	PSD (dBm)	Limit Max (dBm)	Result
5825.000000	5827.376238	-0.829	30.0	PASS

Ports

Port	Duty Cycle (%)
1	19.689



Measurement

Setting	Instrument Value	Target Value
Start Frequency	5.81500 GHz	5.81500 GHz
Stop Frequency	5.83500 GHz	5.83500 GHz
Span	20.000 MHz	20.000 MHz
RBW	500.000 kHz	<= 500.000 kHz
VBW	2.000 MHz	>= 1.500 MHz
SweepPoints	101	~ 80
SweepTime	2.020 s	2.020 s
Reference Level	0.000 dBm	-10.000 dBm
Attenuation	10.000 dB	AUTO
Detector	RMS	RMS
SweepCount	3	3
Filter	3 dB	3 dB
Trace Mode	Max Hold	Max Hold
Sweeptype	Sweep	AUTO
Preamp	off	off
Stablemode	Trace	Trace
Stablevalue	0.30 dB	0.30 dB
Run	5 / max. 15	max. 15
Stable	3 / 3	3
Max Stable Difference	0.00 dB	0.30 dB

1.2.2. 40 MHz Bandwidth

n-mode

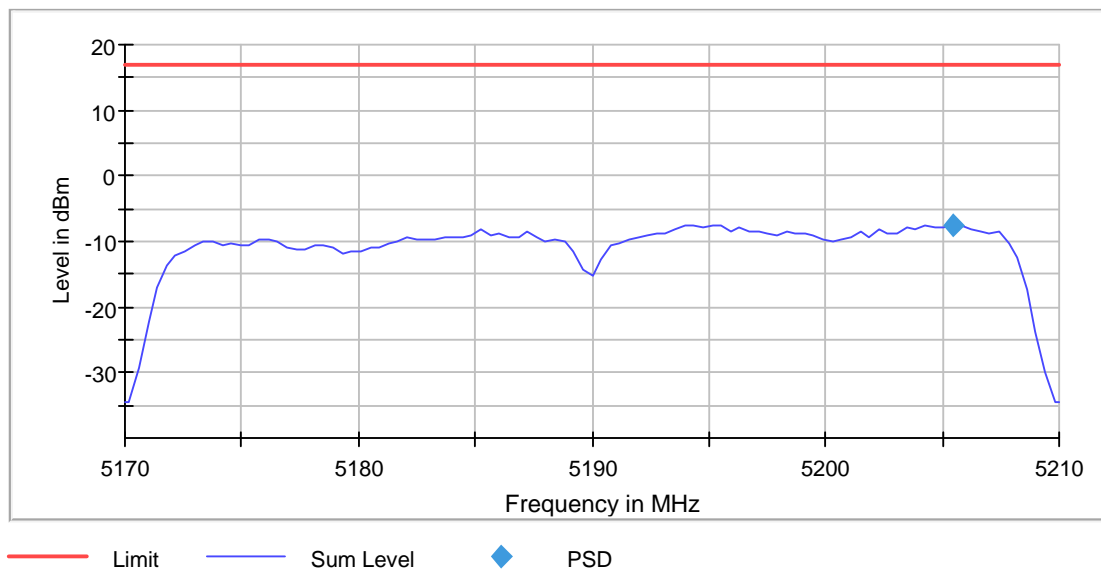
Power Spectral Density (5190 MHz; n40-mode [MCS4] (10 dBm); 40 MHz)

Result

DUT Frequency (MHz)	Frequency (MHz)	PSD (dBm)	Limit Max (dBm)	Result
5190.000000	5205.445545	-7.461	17.0	PASS

Ports

Port	Duty Cycle (%)
1	3.771



Measurement

Setting	Instrument Value	Target Value
Start Frequency	5.17000 GHz	5.17000 GHz
Stop Frequency	5.21000 GHz	5.21000 GHz
Span	40.000 MHz	40.000 MHz
RBW	1.000 MHz	<= 1.000 MHz
VBW	3.000 MHz	>= 3.000 MHz
SweepPoints	101	~ 80
Sweeptime	2.020 s	2.020 s
Reference Level	-10.000 dBm	-10.000 dBm
Attenuation	0.000 dB	AUTO
Detector	RMS	RMS
SweepCount	3	3
Filter	3 dB	3 dB
Trace Mode	Max Hold	Max Hold
SweepType	Sweep	AUTO
Preamp	off	off
Stablemode	Trace	Trace
Stablevalue	0.30 dB	0.30 dB
Run	15 / max. 15	max. 15
Stable	0 / 3	3
Max Stable Difference	0.42 dB	0.30 dB

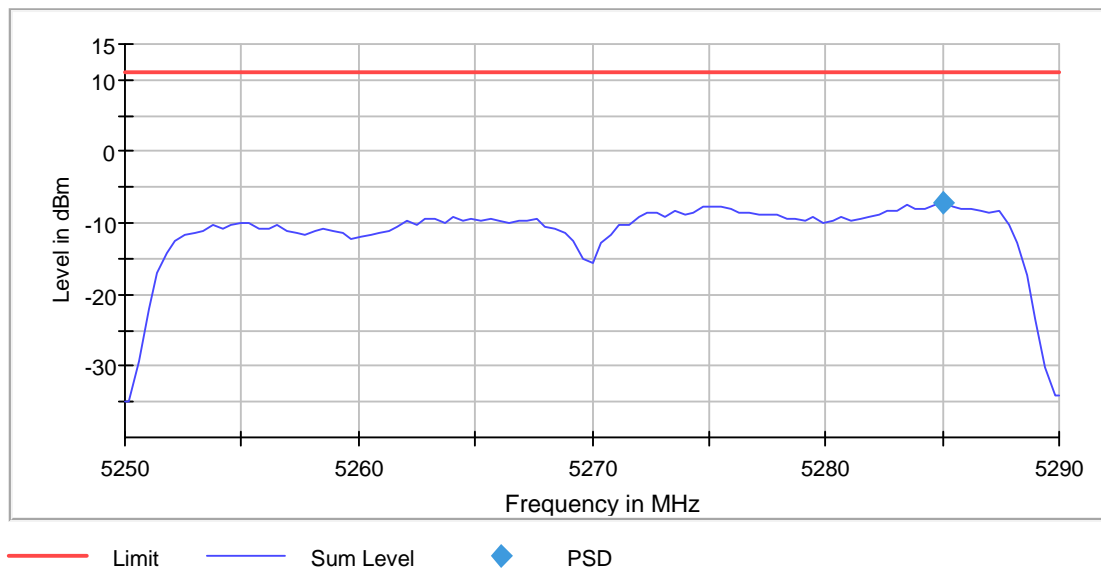
Power Spectral Density (5270 MHz; n40-mode [MCS4] (10 dBm); 40 MHz)

Result

DUT Frequency (MHz)	Frequency (MHz)	PSD (dBm)	Limit Max (dBm)	Result
5270.000000	5285.049505	-7.107	11.0	PASS

Ports

Port	Duty Cycle (%)
1	3.770



Measurement

Setting	Instrument Value	Target Value
Start Frequency	5.25000 GHz	5.25000 GHz
Stop Frequency	5.29000 GHz	5.29000 GHz
Span	40.000 MHz	40.000 MHz
RBW	1.000 MHz	<= 1.000 MHz
VBW	3.000 MHz	>= 3.000 MHz
SweepPoints	101	~ 80
SweepTime	2.020 s	2.020 s
Reference Level	-10.000 dBm	-10.000 dBm
Attenuation	0.000 dB	AUTO
Detector	RMS	RMS
SweepCount	3	3
Filter	3 dB	3 dB
Trace Mode	Max Hold	Max Hold
Sweeptype	Sweep	AUTO
Preamp	off	off
Stablemode	Trace	Trace
Stablevalue	0.30 dB	0.30 dB
Run	15 / max. 15	max. 15
Stable	0 / 3	3
Max Stable Difference	0.85 dB	0.30 dB

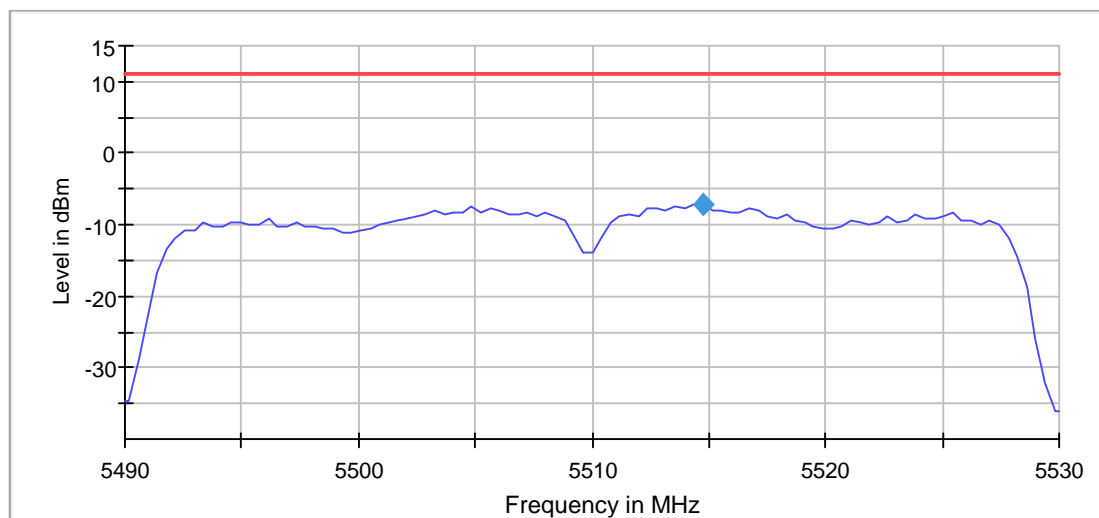
Power Spectral Density (5510 MHz; n40-mode [MCS4] (10 dBm); 40 MHz)

Result

DUT Frequency (MHz)	Frequency (MHz)	PSD (dBm)	Limit Max (dBm)	Result
5510.000000	5514.752475	-7.155	11.0	PASS

Ports

Port	Duty Cycle (%)
1	3.770



— Limit — Sum Level ◆ PSD

Measurement

Setting	Instrument Value	Target Value
Start Frequency	5.49000 GHz	5.49000 GHz
Stop Frequency	5.53000 GHz	5.53000 GHz
Span	40.000 MHz	40.000 MHz
RBW	1.000 MHz	<= 1.000 MHz
VBW	3.000 MHz	>= 3.000 MHz
SweepPoints	101	~ 80
Sweeptime	2.020 s	2.020 s
Reference Level	0.000 dBm	-10.000 dBm
Attenuation	10.000 dB	AUTO
Detector	RMS	RMS
SweepCount	3	3
Filter	3 dB	3 dB
Trace Mode	Max Hold	Max Hold
SweepType	Sweep	AUTO
Preamp	off	off
Stablemode	Trace	Trace
Stablevalue	0.30 dB	0.30 dB
Run	15 / max. 15	max. 15
Stable	0 / 3	3
Max Stable Difference	0.74 dB	0.30 dB

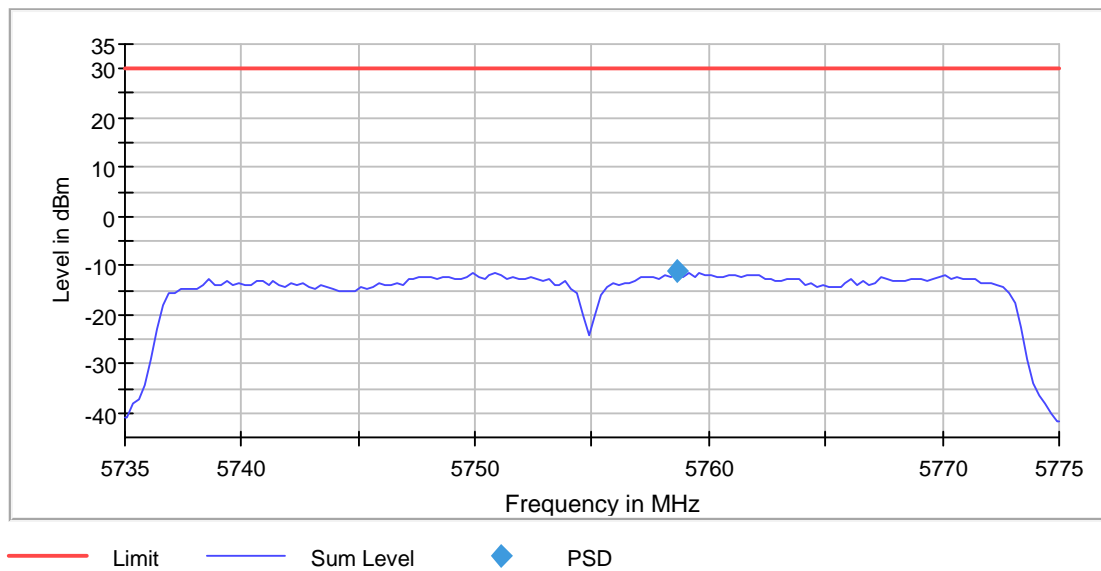
Power Spectral Density (5755 MHz; n40-mode [MCS4] (10 dBm); 40 MHz)

Result

DUT Frequency (MHz)	Frequency (MHz)	PSD (dBm)	Limit Max (dBm)	Result
5755.000000	5758.625000	-11.225	30.0	PASS

Ports

Port	Duty Cycle (%)
1	3.772



Measurement

Setting	Instrument Value	Target Value
Start Frequency	5.73500 GHz	5.73500 GHz
Stop Frequency	5.77500 GHz	5.77500 GHz
Span	40.000 MHz	40.000 MHz
RBW	500.000 kHz	<= 500.000 kHz
VBW	2.000 MHz	>= 1.500 MHz
SweepPoints	160	~ 160
SweepTime	3.200 s	3.200 s
Reference Level	-10.000 dBm	-10.000 dBm
Attenuation	0.000 dB	AUTO
Detector	RMS	RMS
SweepCount	3	3
Filter	3 dB	3 dB
Trace Mode	Max Hold	Max Hold
Sweeptype	Sweep	AUTO
Preamp	off	off
Stablemode	Trace	Trace
Stablevalue	0.30 dB	0.30 dB
Run	15 / max. 15	max. 15
Stable	0 / 3	3
Max Stable Difference	0.76 dB	0.30 dB

ac-mode

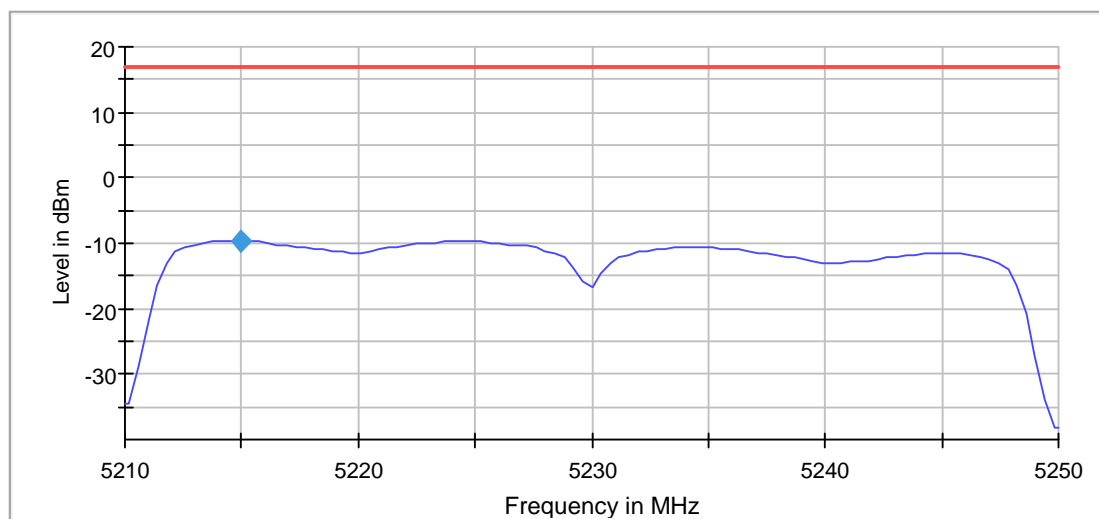
Power Spectral Density (5230 MHz; ac40-mode [VHT_MCS4] (6 dBm); 40 MHz)

Result

DUT Frequency (MHz)	Frequency (MHz)	PSD (dBm)	Limit Max (dBm)	Result
5230.000000	5214.950495	-9.636	17.0	PASS

Ports

Port	Duty Cycle (%)
1	3.825



— Limit — Sum Level ◆ PSD

Measurement

Setting	Instrument Value	Target Value
Start Frequency	5.21000 GHz	5.21000 GHz
Stop Frequency	5.25000 GHz	5.25000 GHz
Span	40.000 MHz	40.000 MHz
RBW	1.000 MHz	<= 1.000 MHz
VBW	3.000 MHz	>= 3.000 MHz
SweepPoints	101	~ 80
SweepTime	2.020 s	2.020 s
Reference Level	-10.000 dBm	-10.000 dBm
Attenuation	0.000 dB	AUTO
Detector	RMS	RMS
SweepCount	3	3
Filter	3 dB	3 dB
Trace Mode	Max Hold	Max Hold
SweepType	Sweep	AUTO
Preamp	off	off
Stablemode	Trace	Trace
Stablevalue	0.30 dB	0.30 dB
Run	5 / max. 15	max. 15
Stable	3 / 3	3
Max Stable Difference	0.10 dB	0.30 dB

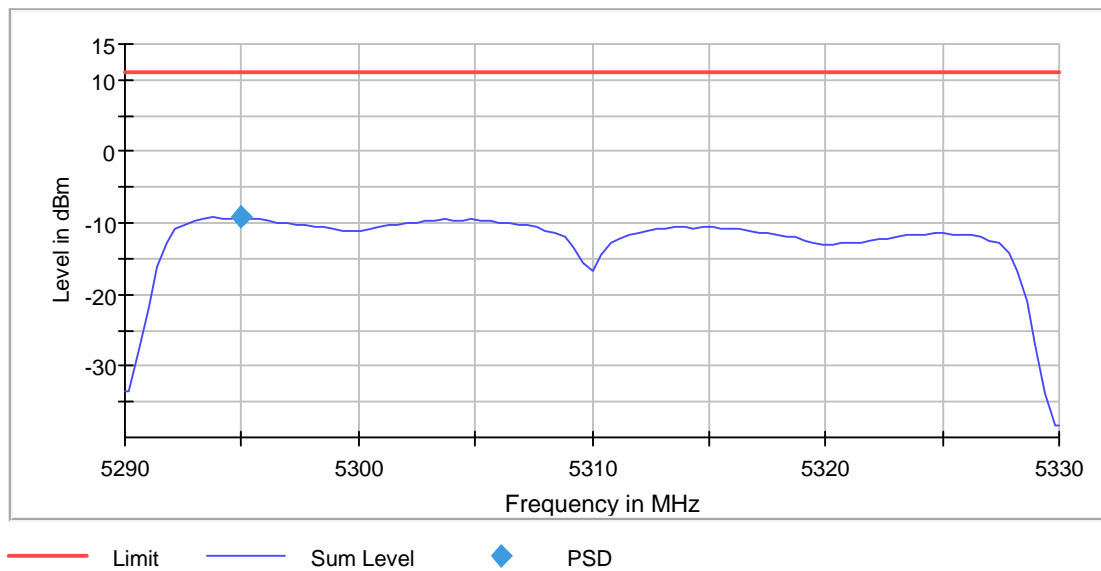
Power Spectral Density (5310 MHz; ac40-mode [VHT_MCS4] (6 dBm); 40 MHz)

Result

DUT Frequency (MHz)	Frequency (MHz)	PSD (dBm)	Limit Max (dBm)	Result
5310.000000	5294.950495	-9.222	11.0	PASS

Ports

Port	Duty Cycle (%)
1	3.826



Measurement

Setting	Instrument Value	Target Value
Start Frequency	5.29000 GHz	5.29000 GHz
Stop Frequency	5.33000 GHz	5.33000 GHz
Span	40.000 MHz	40.000 MHz
RBW	1.000 MHz	<= 1.000 MHz
VBW	3.000 MHz	>= 3.000 MHz
SweepPoints	101	~ 80
SweepTime	2.020 s	2.020 s
Reference Level	-10.000 dBm	-10.000 dBm
Attenuation	0.000 dB	AUTO
Detector	RMS	RMS
SweepCount	3	3
Filter	3 dB	3 dB
Trace Mode	Max Hold	Max Hold
Sweeptype	Sweep	AUTO
Preamp	off	off
Stablemode	Trace	Trace
Stablevalue	0.30 dB	0.30 dB
Run	5 / max. 15	max. 15
Stable	3 / 3	3
Max Stable Difference	0.06 dB	0.30 dB

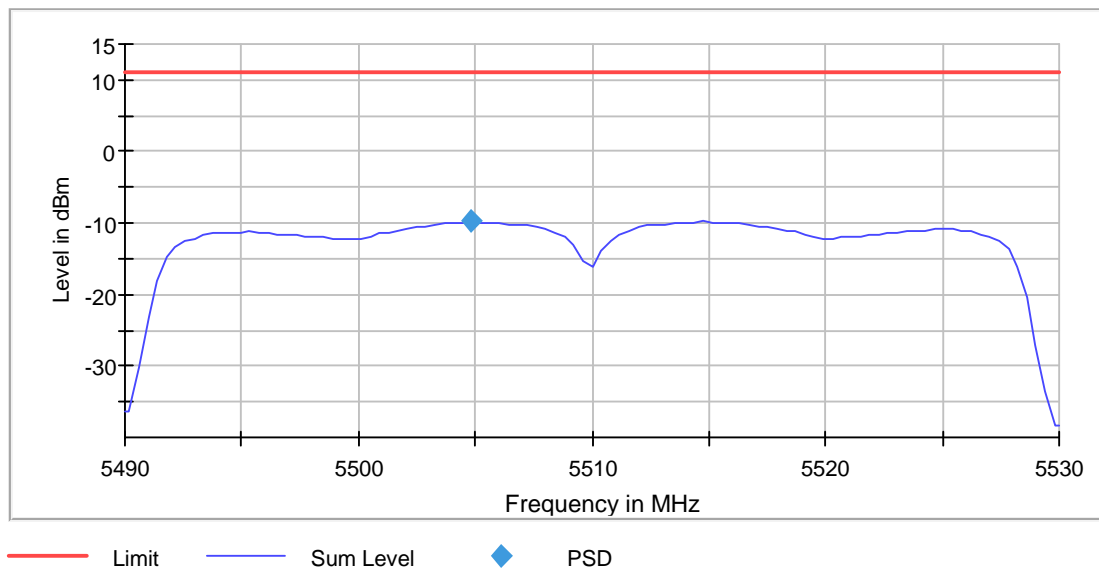
Power Spectral Density (5510 MHz; ac40-mode [VHT_MCS4] (6 dBm); 40 MHz)

Result

DUT Frequency (MHz)	Frequency (MHz)	PSD (dBm)	Limit Max (dBm)	Result
5510.000000	5504.851485	-9.741	11.0	PASS

Ports

Port	Duty Cycle (%)
1	3.828



Measurement

Setting	Instrument Value	Target Value
Start Frequency	5.49000 GHz	5.49000 GHz
Stop Frequency	5.53000 GHz	5.53000 GHz
Span	40.000 MHz	40.000 MHz
RBW	1.000 MHz	<= 1.000 MHz
VBW	3.000 MHz	>= 3.000 MHz
SweepPoints	101	~ 80
SweepTime	2.020 s	2.020 s
Reference Level	-10.000 dBm	-10.000 dBm
Attenuation	0.000 dB	AUTO
Detector	RMS	RMS
SweepCount	3	3
Filter	3 dB	3 dB
Trace Mode	Max Hold	Max Hold
Sweeptype	Sweep	AUTO
Preamp	off	off
Stablemode	Trace	Trace
Stablevalue	0.30 dB	0.30 dB
Run	5 / max. 15	max. 15
Stable	3 / 3	3
Max Stable Difference	0.06 dB	0.30 dB

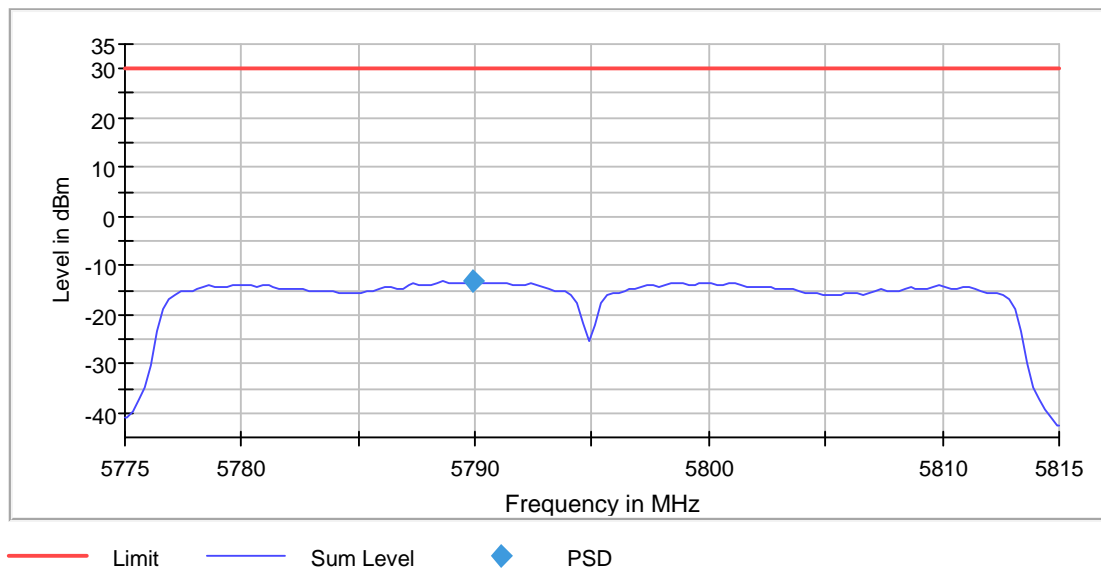
Power Spectral Density (5795 MHz; ac40-mode [VHT_MCS4] (6 dBm); 40 MHz)

Result

DUT Frequency (MHz)	Frequency (MHz)	PSD (dBm)	Limit Max (dBm)	Result
5795.000000	5789.875000	-13.156	30.0	PASS

Ports

Port	Duty Cycle (%)
1	3.826



Measurement

Setting	Instrument Value	Target Value
Start Frequency	5.77500 GHz	5.77500 GHz
Stop Frequency	5.81500 GHz	5.81500 GHz
Span	40.000 MHz	40.000 MHz
RBW	500.000 kHz	<= 500.000 kHz
VBW	2.000 MHz	>= 1.500 MHz
SweepPoints	160	~ 160
SweepTime	3.200 s	3.200 s
Reference Level	-10.000 dBm	-10.000 dBm
Attenuation	0.000 dB	AUTO
Detector	RMS	RMS
SweepCount	3	3
Filter	3 dB	3 dB
Trace Mode	Max Hold	Max Hold
Sweeptype	Sweep	AUTO
Preamp	off	off
Stablemode	Trace	Trace
Stablevalue	0.30 dB	0.30 dB
Run	5 / max. 15	max. 15
Stable	3 / 3	3
Max Stable Difference	0.13 dB	0.30 dB

1.2.3. 80 MHz Bandwidth

ac-mode

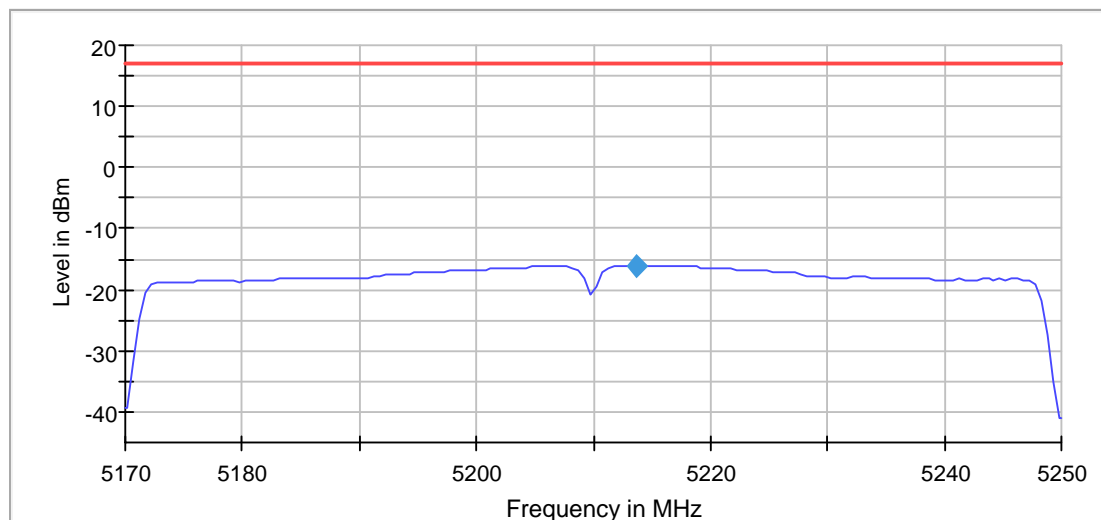
Power Spectral Density (5210 MHz; ac80-mode [VHT_MCS0] (6 dBm); 80 MHz)

Result

DUT Frequency (MHz)	Frequency (MHz)	PSD (dBm)	Limit Max (dBm)	Result
5210.000000	5213.750000	-15.989	17.0	PASS

Ports

Port	Duty Cycle (%)
1	9.187



— Limit — Sum Level ◆ PSD

Measurement

Setting	Instrument Value	Target Value
Start Frequency	5.17000 GHz	5.17000 GHz
Stop Frequency	5.25000 GHz	5.25000 GHz
Span	80.000 MHz	80.000 MHz
RBW	1.000 MHz	<= 1.000 MHz
VBW	3.000 MHz	>= 3.000 MHz
SweepPoints	160	~ 160
Sweeptime	3.200 s	3.200 s
Reference Level	-10.000 dBm	-10.000 dBm
Attenuation	0.000 dB	AUTO
Detector	RMS	RMS
SweepCount	3	3
Filter	3 dB	3 dB
Trace Mode	Max Hold	Max Hold
Sweeptype	Sweep	AUTO
Preamp	off	off
Stablemode	Trace	Trace
Stablevalue	0.30 dB	0.30 dB
Run	5 / max. 15	max. 15
Stable	3 / 3	3
Max Stable Difference	0.05 dB	0.30 dB

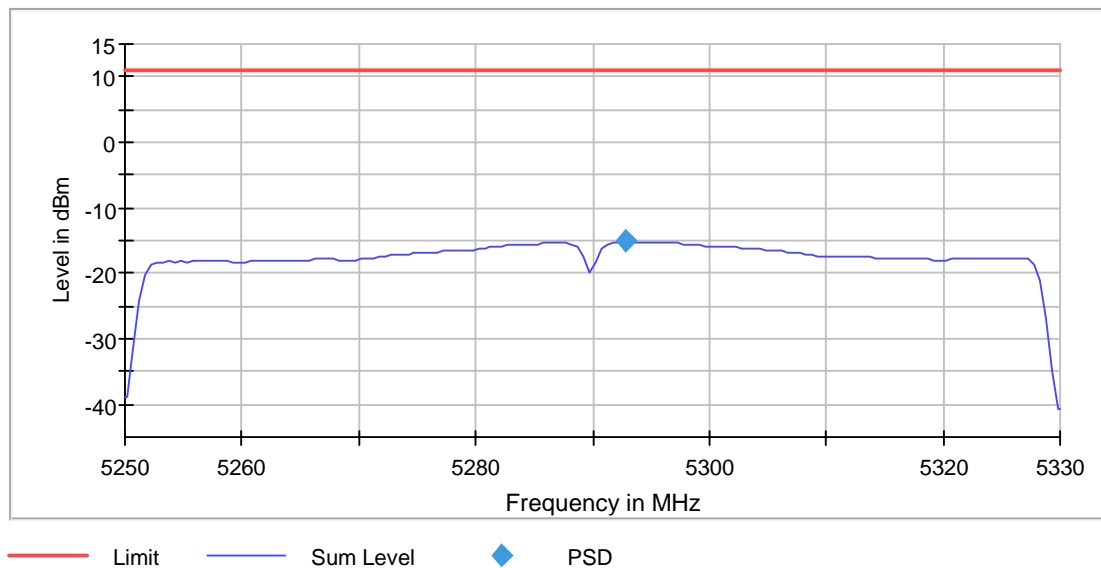
Power Spectral Density (5290 MHz; ac80-mode [VHT_MCS0] (6 dBm); 80 MHz)

Result

DUT Frequency (MHz)	Frequency (MHz)	PSD (dBm)	Limit Max (dBm)	Result
5290.000000	5292.750000	-15.146	11.0	PASS

Ports

Port	Duty Cycle (%)
1	9.187



Measurement

Setting	Instrument Value	Target Value
Start Frequency	5.25000 GHz	5.25000 GHz
Stop Frequency	5.33000 GHz	5.33000 GHz
Span	80.000 MHz	80.000 MHz
RBW	1.000 MHz	<= 1.000 MHz
VBW	3.000 MHz	>= 3.000 MHz
SweepPoints	160	~ 160
SweepTime	3.200 s	3.200 s
Reference Level	-10.000 dBm	-10.000 dBm
Attenuation	0.000 dB	AUTO
Detector	RMS	RMS
SweepCount	3	3
Filter	3 dB	3 dB
Trace Mode	Max Hold	Max Hold
Sweeptype	Sweep	AUTO
Preamp	off	off
Stablemode	Trace	Trace
Stablevalue	0.30 dB	0.30 dB
Run	4 / max. 15	max. 15
Stable	3 / 3	3
Max Stable Difference	0.10 dB	0.30 dB

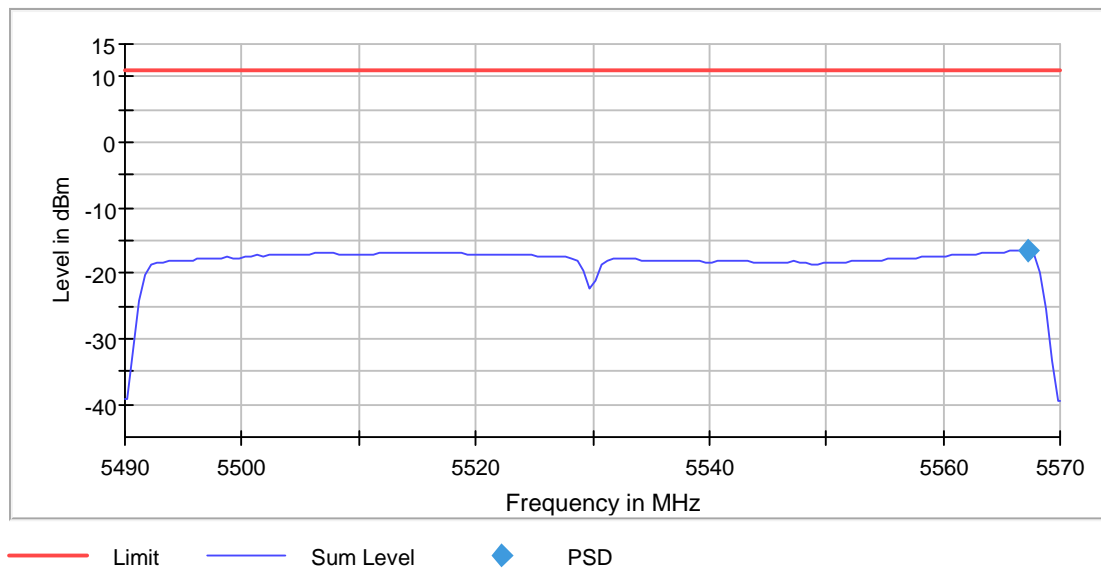
Power Spectral Density (5530 MHz; ac80-mode [VHT_MCS0] (6 dBm); 80 MHz)

Result

DUT Frequency (MHz)	Frequency (MHz)	PSD (dBm)	Limit Max (dBm)	Result
5530.000000	5567.250000	-16.551	11.0	PASS

Ports

Port	Duty Cycle (%)
1	9.188



Measurement

Setting	Instrument Value	Target Value
Start Frequency	5.49000 GHz	5.49000 GHz
Stop Frequency	5.57000 GHz	5.57000 GHz
Span	80.000 MHz	80.000 MHz
RBW	1.000 MHz	<= 1.000 MHz
VBW	3.000 MHz	>= 3.000 MHz
SweepPoints	160	~ 160
SweepTime	3.200 s	3.200 s
Reference Level	-10.000 dBm	-10.000 dBm
Attenuation	0.000 dB	AUTO
Detector	RMS	RMS
SweepCount	3	3
Filter	3 dB	3 dB
Trace Mode	Max Hold	Max Hold
Sweeptype	Sweep	AUTO
Preamp	off	off
Stablemode	Trace	Trace
Stablevalue	0.30 dB	0.30 dB
Run	8 / max. 15	max. 15
Stable	3 / 3	3
Max Stable Difference	0.07 dB	0.30 dB

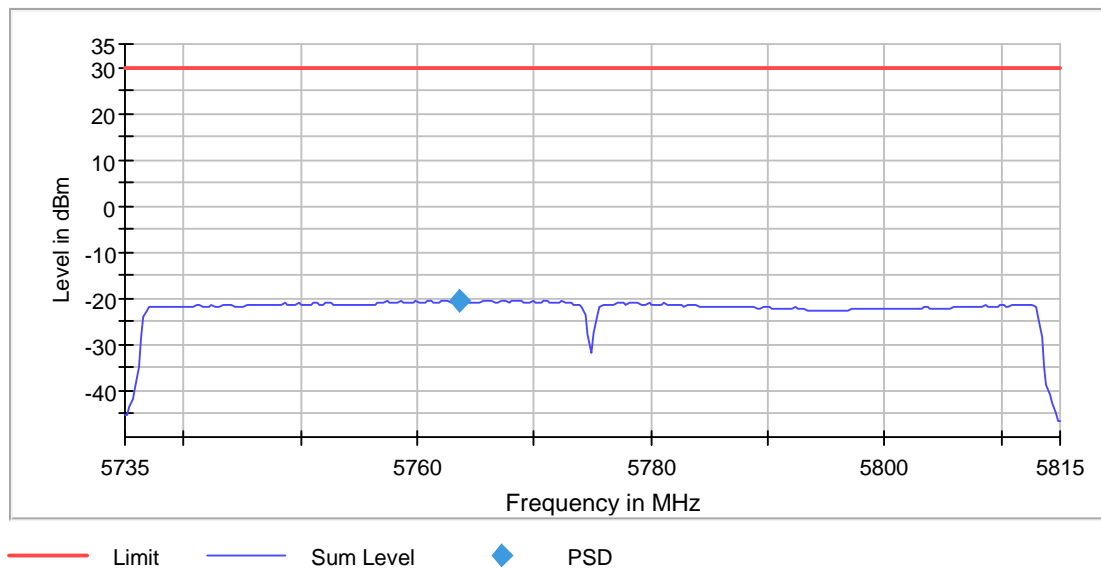
Power Spectral Density (5775 MHz; ac80-mode [VHT_MCS0] (6 dBm); 80 MHz)

Result

DUT Frequency (MHz)	Frequency (MHz)	PSD (dBm)	Limit Max (dBm)	Result
5775.000000	5763.625000	-20.537	30.0	PASS

Ports

Port	Duty Cycle (%)
1	9.188



Measurement

Setting	Instrument Value	Target Value
Start Frequency	5.73500 GHz	5.73500 GHz
Stop Frequency	5.81500 GHz	5.81500 GHz
Span	80.000 MHz	80.000 MHz
RBW	500.000 kHz	<= 500.000 kHz
VBW	2.000 MHz	>= 1.500 MHz
SweepPoints	320	~ 320
SweepTime	6.400 s	6.400 s
Reference Level	-10.000 dBm	-10.000 dBm
Attenuation	0.000 dB	AUTO
Detector	RMS	RMS
SweepCount	3	3
Filter	3 dB	3 dB
Trace Mode	Max Hold	Max Hold
Sweeptype	Sweep	AUTO
Preamp	off	off
Stablemode	Trace	Trace
Stablevalue	0.30 dB	0.30 dB
Run	4 / max. 15	max. 15
Stable	3 / 3	3
Max Stable Difference	0.07 dB	0.30 dB

1.3. 6dB Bandwidth

1.3.1. 20MHz Bandwidth

a-mode

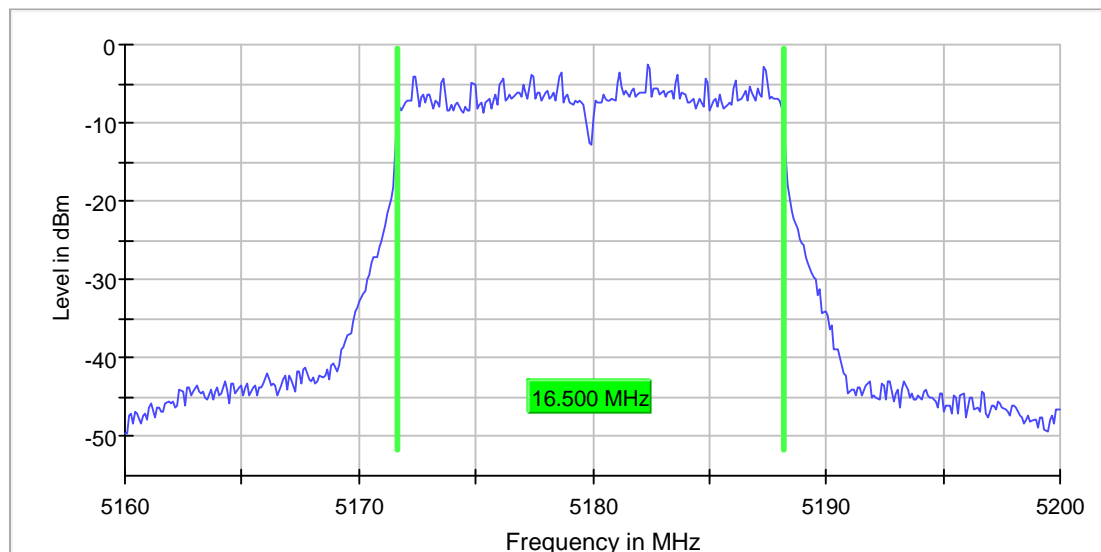
Minimum Emission Bandwidth 6 dB (5180 MHz; a-mode [18Mbit] (10 dBm); 20 MHz)

6 dB Bandwidth

DUT Frequency (MHz)	Bandwidth (MHz)	Limit Min (MHz)	Limit Max (MHz)	Band Edge Left (MHz)	Band Edge Right (MHz)
5180.000000	16.500000	---	---	5171.650000	5188.150000

(continuation of the "6 dB Bandwidth" table from column 6 ...)

DUT Frequency (MHz)	Max Level (dBm)	Result
5180.000000	-2.6	PASS



Measurement

Setting	Instrument Value	Target Value
Start Frequency	5.16000 GHz	5.16000 GHz
Stop Frequency	5.20000 GHz	5.20000 GHz
Span	40.000 MHz	40.000 MHz
RBW	100.000 kHz	~ 100.000 kHz
VBW	300.000 kHz	~ 300.000 kHz
SweepPoints	400	~ 400
Sweptime	1.040 ms	AUTO
Reference Level	0.000 dBm	0.000 dBm
Attenuation	10.000 dB	AUTO
Detector	MaxPeak	MaxPeak
SweepCount	200	200
Filter	3 dB	3 dB
Trace Mode	Max Hold	Max Hold
Sweeptype	Sweep	AUTO
Preamp	off	off
Stablemode	Trace	Trace
Stablevalue	0.30 dB	0.30 dB
Run	45 / max. 150	max. 150
Stable	5 / 5	5
Max Stable Difference	0.24 dB	0.30 dB

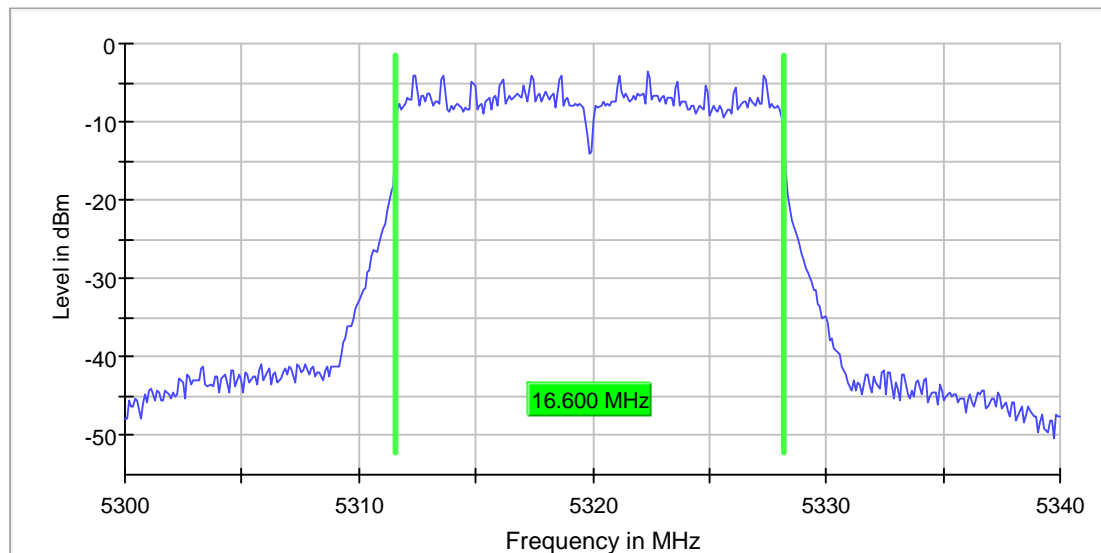
Minimum Emission Bandwidth 6 dB (5320 MHz; a-mode [18Mbit] (10 dBm); 20 MHz)

6 dB Bandwidth

DUT Frequency (MHz)	Bandwidth (MHz)	Limit Min (MHz)	Limit Max (MHz)	Band Edge Left (MHz)	Band Edge Right (MHz)
5320.000000	16.600000	---	---	5311.550000	5328.150000

(continuation of the "6 dB Bandwidth" table from column 6 ...)

DUT Frequency (MHz)	Max Level (dBm)	Result
5320.000000	-3.5	PASS



Measurement

Setting	Instrument Value	Target Value
Start Frequency	5.30000 GHz	5.30000 GHz
Stop Frequency	5.34000 GHz	5.34000 GHz
Span	40.000 MHz	40.000 MHz
RBW	100.000 kHz	~ 100.000 kHz
VBW	300.000 kHz	~ 300.000 kHz
SweepPoints	400	~ 400
Sweeptime	1.040 ms	AUTO
Reference Level	0.000 dBm	-10.000 dBm
Attenuation	10.000 dB	AUTO
Detector	MaxPeak	MaxPeak
SweepCount	200	200
Filter	3 dB	3 dB
Trace Mode	Max Hold	Max Hold
Sweeptype	Sweep	AUTO
Preamp	off	off
Stablemode	Trace	Trace
Stablevalue	0.30 dB	0.30 dB
Run	49 / max. 150	max. 150
Stable	5 / 5	5
Max Stable Difference	0.05 dB	0.30 dB

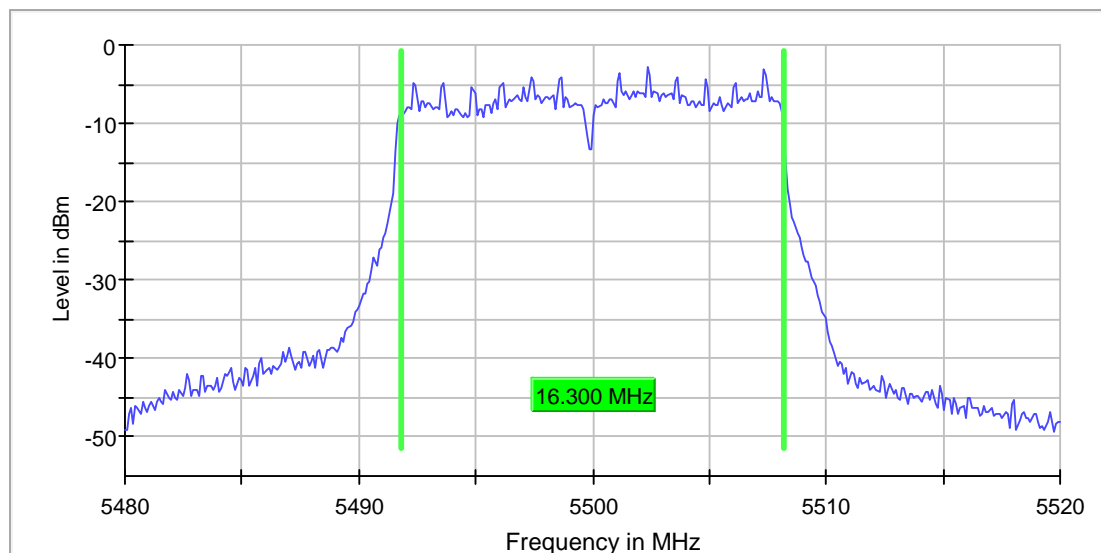
Minimum Emission Bandwidth 6 dB (5500 MHz; a-mode [18Mbit] (10 dBm); 20 MHz)

6 dB Bandwidth

DUT Frequency (MHz)	Bandwidth (MHz)	Limit Min (MHz)	Limit Max (MHz)	Band Edge Left (MHz)	Band Edge Right (MHz)
5500.000000	16.300000	---	---	5491.850000	5508.150000

(continuation of the "6 dB Bandwidth" table from column 6 ...)

DUT Frequency (MHz)	Max Level (dBm)	Result
5500.000000	-2.8	PASS



Measurement

Setting	Instrument Value	Target Value
Start Frequency	5.48000 GHz	5.48000 GHz
Stop Frequency	5.52000 GHz	5.52000 GHz
Span	40.000 MHz	40.000 MHz
RBW	100.000 kHz	~ 100.000 kHz
VBW	300.000 kHz	~ 300.000 kHz
SweepPoints	400	~ 400
SweepTime	1.040 ms	AUTO
Reference Level	0.000 dBm	-10.000 dBm
Attenuation	10.000 dB	AUTO
Detector	MaxPeak	MaxPeak
SweepCount	200	200
Filter	3 dB	3 dB
Trace Mode	Max Hold	Max Hold
Sweeptype	Sweep	AUTO
Preamp	off	off
Stablemode	Trace	Trace
Stablevalue	0.30 dB	0.30 dB
Run	41 / max. 150	max. 150
Stable	5 / 5	5
Max Stable Difference	0.26 dB	0.30 dB

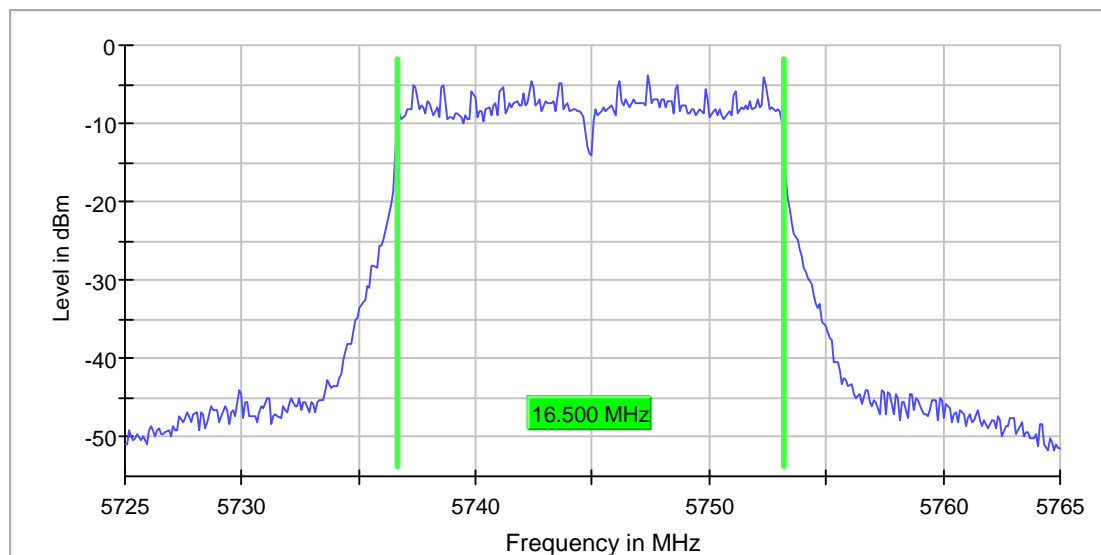
Minimum Emission Bandwidth 6 dB (5745 MHz; a-mode [18Mbit] (10 dBm); 20 MHz)

6 dB Bandwidth

DUT Frequency (MHz)	Bandwidth (MHz)	Limit Min (MHz)	Limit Max (MHz)	Band Edge Left (MHz)	Band Edge Right (MHz)
5745.000000	16.500000	0.500000	---	5736.650000	5753.150000

(continuation of the "6 dB Bandwidth" table from column 6 ...)

DUT Frequency (MHz)	Max Level (dBm)	Result
5745.000000	-3.8	PASS



Measurement

Setting	Instrument Value	Target Value
Start Frequency	5.72500 GHz	5.72500 GHz
Stop Frequency	5.76500 GHz	5.76500 GHz
Span	40.000 MHz	40.000 MHz
RBW	100.000 kHz	~ 100.000 kHz
VBW	300.000 kHz	~ 300.000 kHz
SweepPoints	400	~ 400
SweepTime	1.040 ms	AUTO
Reference Level	0.000 dBm	-10.000 dBm
Attenuation	10.000 dB	AUTO
Detector	MaxPeak	MaxPeak
SweepCount	200	200
Filter	3 dB	3 dB
Trace Mode	Max Hold	Max Hold
SweepType	Sweep	AUTO
Preamp	off	off
Stablemode	Trace	Trace
Stablevalue	0.30 dB	0.30 dB
Run	38 / max. 150	max. 150
Stable	5 / 5	5
Max Stable Difference	0.21 dB	0.30 dB

n-mode

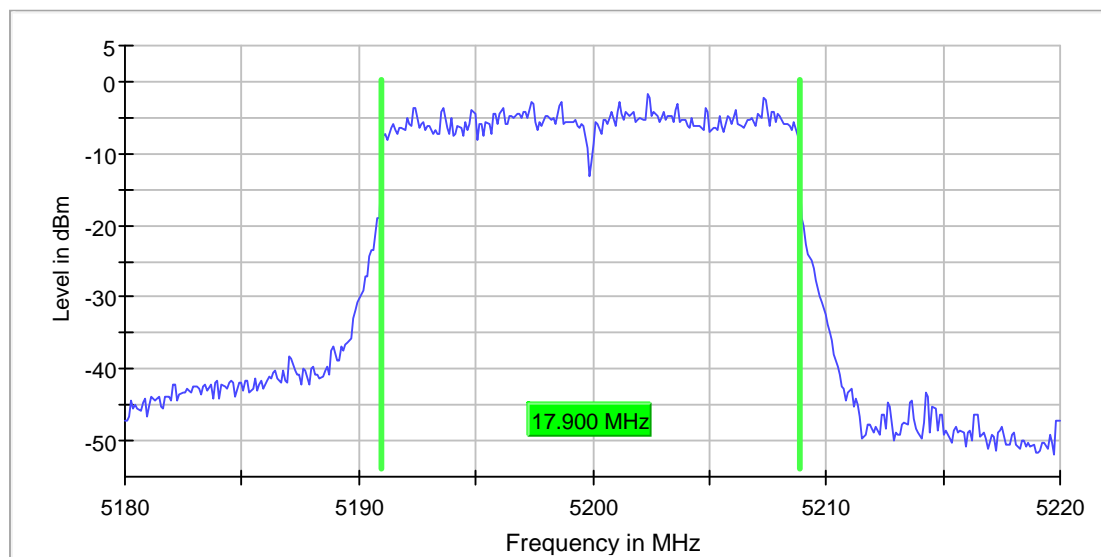
Minimum Emission Bandwidth 6 dB (5200 MHz; n20-mode [MCS7] (10 dBm); 20 MHz)

6 dB Bandwidth

DUT Frequency (MHz)	Bandwidth (MHz)	Limit Min (MHz)	Limit Max (MHz)	Band Edge Left (MHz)	Band Edge Right (MHz)
5200.000000	17.900000	---	---	5190.950000	5208.850000

(continuation of the "6 dB Bandwidth" table from column 6 ...)

DUT Frequency (MHz)	Max Level (dBm)	Result
5200.000000	-1.8	PASS



Measurement

Setting	Instrument Value	Target Value
Start Frequency	5.18000 GHz	5.18000 GHz
Stop Frequency	5.22000 GHz	5.22000 GHz
Span	40.000 MHz	40.000 MHz
RBW	100.000 kHz	~ 100.000 kHz
VBW	300.000 kHz	~ 300.000 kHz
SweepPoints	400	~ 400
SweepTime	1.040 ms	AUTO
Reference Level	0.000 dBm	0.000 dBm
Attenuation	10.000 dB	AUTO
Detector	MaxPeak	MaxPeak
SweepCount	200	200
Filter	3 dB	3 dB
Trace Mode	Max Hold	Max Hold
SweepType	Sweep	AUTO
Preamp	off	off
Stablemode	Trace	Trace
Stablevalue	0.30 dB	0.30 dB
Run	91 / max. 150	max. 150
Stable	5 / 5	5
Max Stable Difference	0.29 dB	0.30 dB

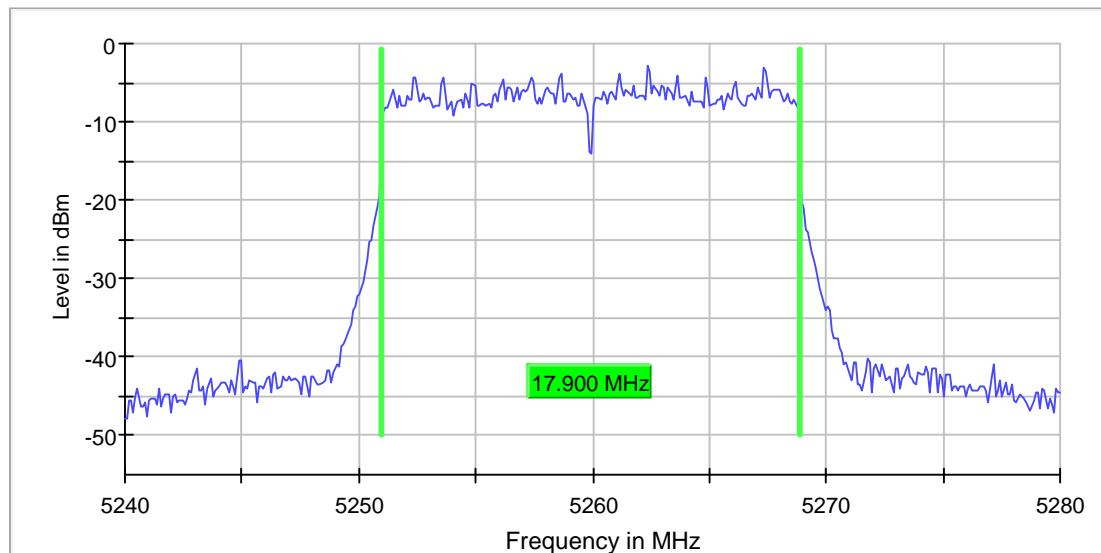
Minimum Emission Bandwidth 6 dB (5260 MHz; n20-mode [MCS7] (10 dBm); 20 MHz)

6 dB Bandwidth

DUT Frequency (MHz)	Bandwidth (MHz)	Limit Min (MHz)	Limit Max (MHz)	Band Edge Left (MHz)	Band Edge Right (MHz)
5260.000000	17.900000	---	---	5250.950000	5268.850000

(continuation of the "6 dB Bandwidth" table from column 6 ...)

DUT Frequency (MHz)	Max Level (dBm)	Result
5260.000000	-2.8	PASS



Measurement

Setting	Instrument Value	Target Value
Start Frequency	5.24000 GHz	5.24000 GHz
Stop Frequency	5.28000 GHz	5.28000 GHz
Span	40.000 MHz	40.000 MHz
RBW	100.000 kHz	~ 100.000 kHz
VBW	300.000 kHz	~ 300.000 kHz
SweepPoints	400	~ 400
SweepTime	1.040 ms	AUTO
Reference Level	0.000 dBm	-10.000 dBm
Attenuation	10.000 dB	AUTO
Detector	MaxPeak	MaxPeak
SweepCount	200	200
Filter	3 dB	3 dB
Trace Mode	Max Hold	Max Hold
Sweeptype	Sweep	AUTO
Preamp	off	off
Stablemode	Trace	Trace
Stablevalue	0.30 dB	0.30 dB
Run	89 / max. 150	max. 150
Stable	5 / 5	5
Max Stable Difference	0.18 dB	0.30 dB

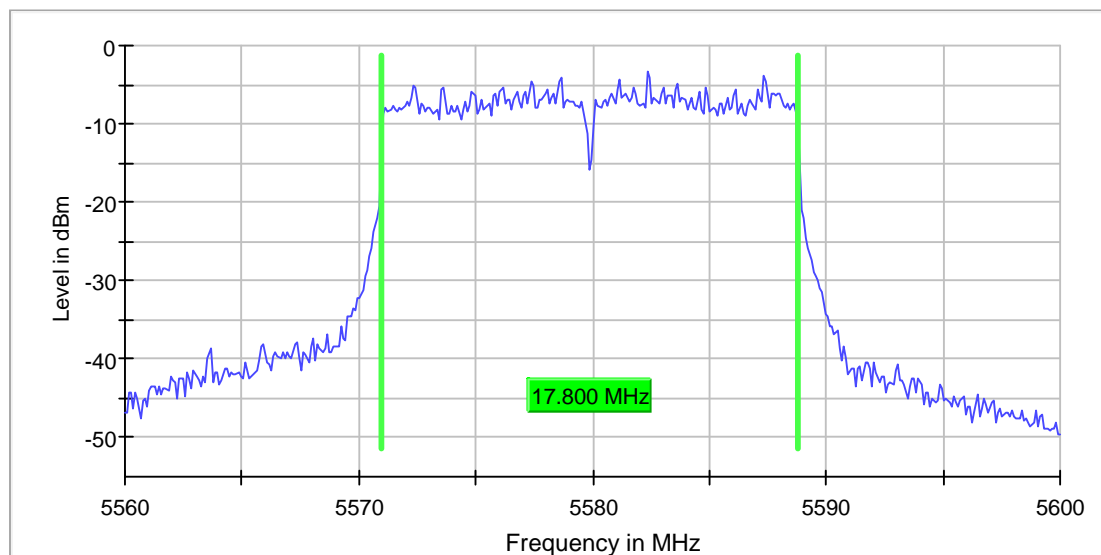
Minimum Emission Bandwidth 6 dB (5580 MHz; n20-mode [MCS7] (10 dBm); 20 MHz)

6 dB Bandwidth

DUT Frequency (MHz)	Bandwidth (MHz)	Limit Min (MHz)	Limit Max (MHz)	Band Edge Left (MHz)	Band Edge Right (MHz)
5580.000000	17.800000	---	---	5570.950000	5588.750000

(continuation of the "6 dB Bandwidth" table from column 6 ...)

DUT Frequency (MHz)	Max Level (dBm)	Result
5580.000000	-3.4	PASS



Measurement

Setting	Instrument Value	Target Value
Start Frequency	5.56000 GHz	5.56000 GHz
Stop Frequency	5.60000 GHz	5.60000 GHz
Span	40.000 MHz	40.000 MHz
RBW	100.000 kHz	~ 100.000 kHz
VBW	300.000 kHz	~ 300.000 kHz
SweepPoints	400	~ 400
Sweeptime	1.040 ms	AUTO
Reference Level	0.000 dBm	-10.000 dBm
Attenuation	10.000 dB	AUTO
Detector	MaxPeak	MaxPeak
SweepCount	200	200
Filter	3 dB	3 dB
Trace Mode	Max Hold	Max Hold
Sweeptype	Sweep	AUTO
Preamp	off	off
Stablemode	Trace	Trace
Stablevalue	0.30 dB	0.30 dB
Run	70 / max. 150	max. 150
Stable	5 / 5	5
Max Stable Difference	0.12 dB	0.30 dB

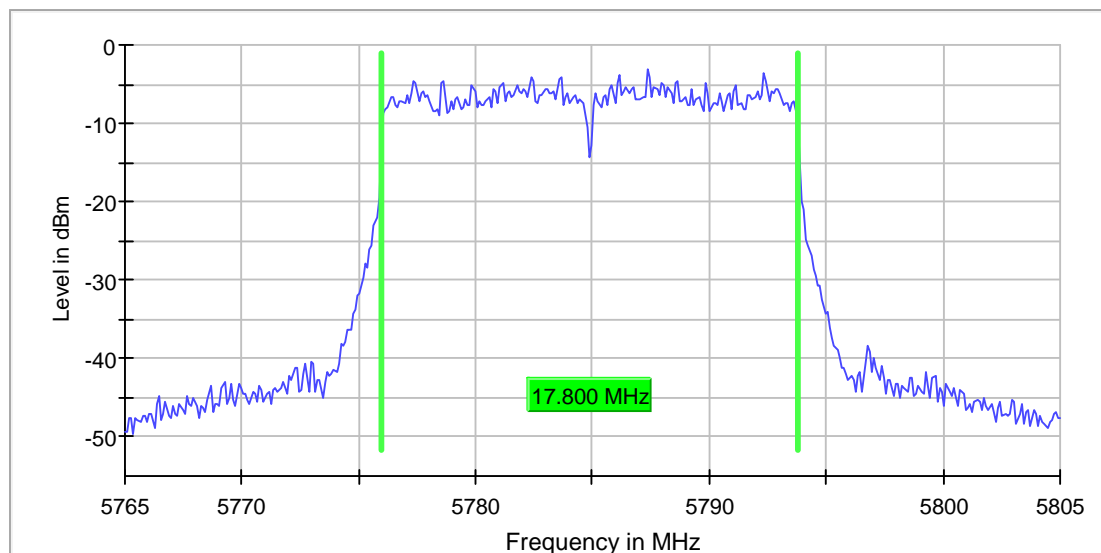
Minimum Emission Bandwidth 6 dB (5785 MHz; n20-mode [MCS7] (10 dBm); 20 MHz)

6 dB Bandwidth

DUT Frequency (MHz)	Bandwidth (MHz)	Limit Min (MHz)	Limit Max (MHz)	Band Edge Left (MHz)	Band Edge Right (MHz)
5785.000000	17.800000	0.500000	---	5775.950000	5793.750000

(continuation of the "6 dB Bandwidth" table from column 6 ...)

DUT Frequency (MHz)	Max Level (dBm)	Result
5785.000000	-3.1	PASS



Measurement

Setting	Instrument Value	Target Value
Start Frequency	5.76500 GHz	5.76500 GHz
Stop Frequency	5.80500 GHz	5.80500 GHz
Span	40.000 MHz	40.000 MHz
RBW	100.000 kHz	~ 100.000 kHz
VBW	300.000 kHz	~ 300.000 kHz
SweepPoints	400	~ 400
Sweptime	1.040 ms	AUTO
Reference Level	0.000 dBm	-10.000 dBm
Attenuation	10.000 dB	AUTO
Detector	MaxPeak	MaxPeak
SweepCount	200	200
Filter	3 dB	3 dB
Trace Mode	Max Hold	Max Hold
Sweeptype	Sweep	AUTO
Preamp	off	off
Stablemode	Trace	Trace
Stablevalue	0.30 dB	0.30 dB
Run	115 / max. 150	max. 150
Stable	5 / 5	5
Max Stable Difference	0.00 dB	0.30 dB

ac-mode

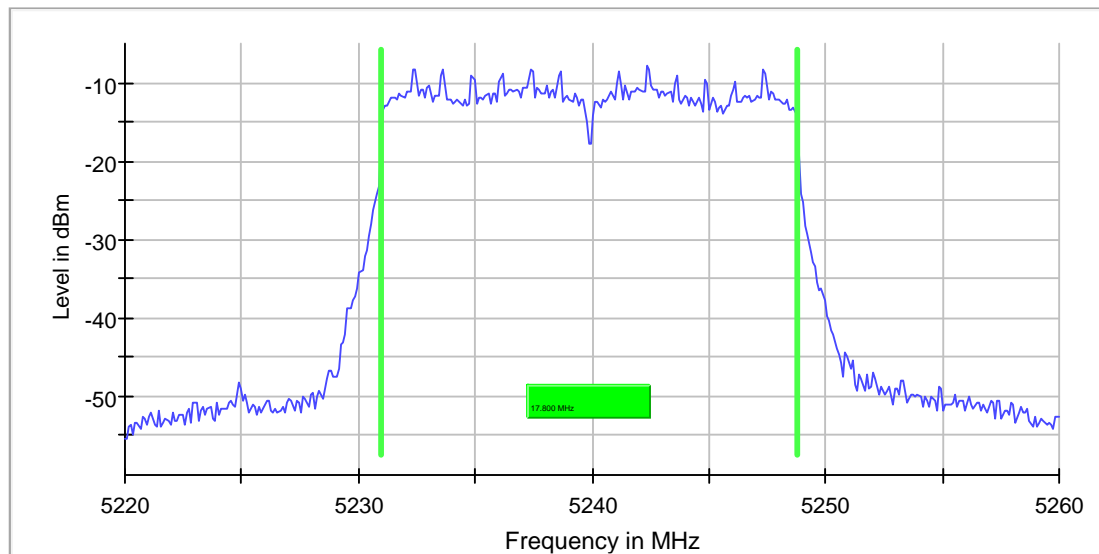
Minimum Emission Bandwidth 6 dB (5240 MHz; ac20-mode [VHT_MCS1] (6 dBm); 20 MHz)

6 dB Bandwidth

DUT Frequency (MHz)	Bandwidth (MHz)	Limit Min (MHz)	Limit Max (MHz)	Band Edge Left (MHz)	Band Edge Right (MHz)
5240.000000	17.800000	---	---	5230.950000	5248.750000

(continuation of the "6 dB Bandwidth" table from column 6 ...)

DUT Frequency (MHz)	Max Level (dBm)	Result
5240.000000	-7.8	PASS



Measurement

Setting	Instrument Value	Target Value
Start Frequency	5.22000 GHz	5.22000 GHz
Stop Frequency	5.26000 GHz	5.26000 GHz
Span	40.000 MHz	40.000 MHz
RBW	100.000 kHz	~ 100.000 kHz
VBW	300.000 kHz	~ 300.000 kHz
SweepPoints	400	~ 400
Sweeptime	1.040 ms	AUTO
Reference Level	-10.000 dBm	-10.000 dBm
Attenuation	0.000 dB	AUTO
Detector	MaxPeak	MaxPeak
SweepCount	200	200
Filter	3 dB	3 dB
Trace Mode	Max Hold	Max Hold
Sweeptype	Sweep	AUTO
Preamp	off	off
Stablemode	Trace	Trace
Stablevalue	0.30 dB	0.30 dB
Run	83 / max. 150	max. 150
Stable	5 / 5	5
Max Stable Difference	0.00 dB	0.30 dB

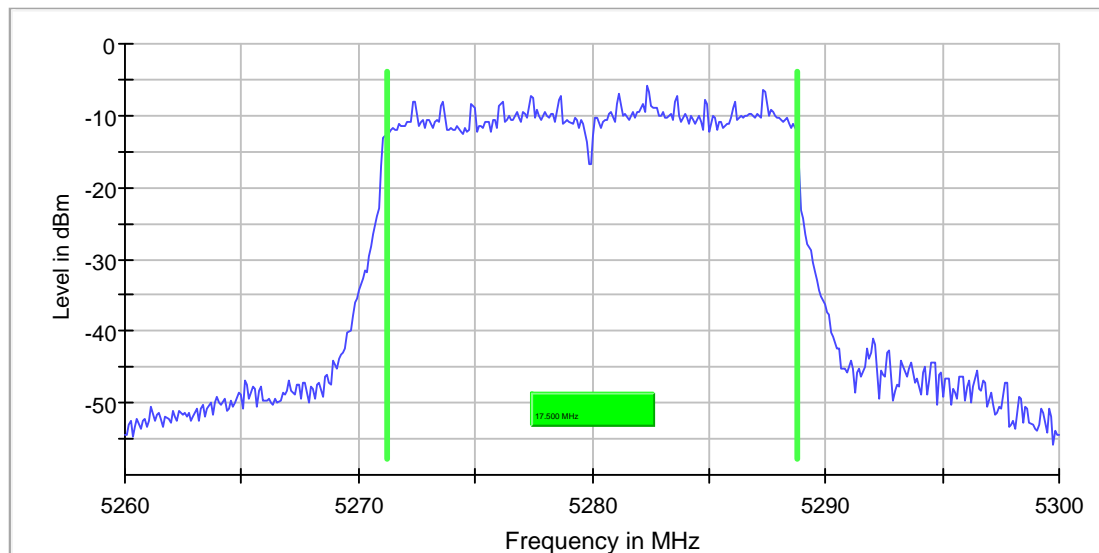
Minimum Emission Bandwidth 6 dB (5280 MHz; ac20-mode [VHT_MCS1] (6 dBm); 20 MHz)

6 dB Bandwidth

DUT Frequency (MHz)	Bandwidth (MHz)	Limit Min (MHz)	Limit Max (MHz)	Band Edge Left (MHz)	Band Edge Right (MHz)
5280.000000	17.500000	---	---	5271.250000	5288.750000

(continuation of the "6 dB Bandwidth" table from column 6 ...)

DUT Frequency (MHz)	Max Level (dBm)	Result
5280.000000	-6.0	PASS



Measurement

Setting	Instrument Value	Target Value
Start Frequency	5.26000 GHz	5.26000 GHz
Stop Frequency	5.30000 GHz	5.30000 GHz
Span	40.000 MHz	40.000 MHz
RBW	100.000 kHz	~ 100.000 kHz
VBW	300.000 kHz	~ 300.000 kHz
SweepPoints	400	~ 400
SweepTime	1.040 ms	AUTO
Reference Level	-10.000 dBm	-10.000 dBm
Attenuation	0.000 dB	AUTO
Detector	MaxPeak	MaxPeak
SweepCount	200	200
Filter	3 dB	3 dB
Trace Mode	Max Hold	Max Hold
SweepType	Sweep	AUTO
Preamp	off	off
Stablemode	Trace	Trace
Stablevalue	0.30 dB	0.30 dB
Run	66 / max. 150	max. 150
Stable	5 / 5	5
Max Stable Difference	0.02 dB	0.30 dB

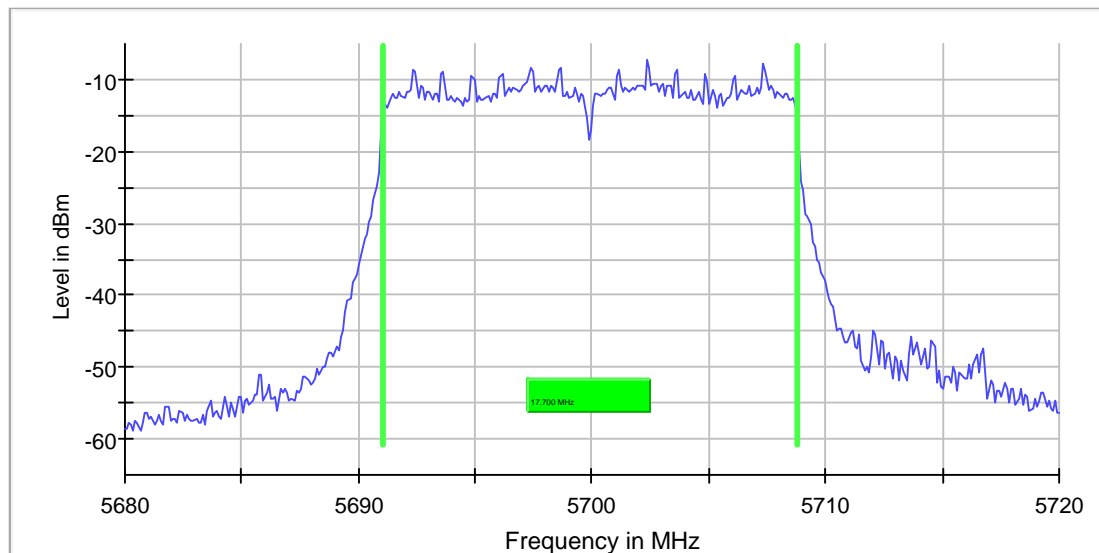
Minimum Emission Bandwidth 6 dB (5700 MHz; ac20-mode [VHT_MCS1] (6 dBm); 20 MHz)

6 dB Bandwidth

DUT Frequency (MHz)	Bandwidth (MHz)	Limit Min (MHz)	Limit Max (MHz)	Band Edge Left (MHz)	Band Edge Right (MHz)
5700.000000	17.700000	---	---	5691.050000	5708.750000

(continuation of the "6 dB Bandwidth" table from column 6 ...)

DUT Frequency (MHz)	Max Level (dBm)	Result
5700.000000	-7.4	PASS



Measurement

Setting	Instrument Value	Target Value
Start Frequency	5.68000 GHz	5.68000 GHz
Stop Frequency	5.72000 GHz	5.72000 GHz
Span	40.000 MHz	40.000 MHz
RBW	100.000 kHz	~ 100.000 kHz
VBW	300.000 kHz	~ 300.000 kHz
SweepPoints	400	~ 400
SweepTime	1.040 ms	AUTO
Reference Level	-10.000 dBm	-10.000 dBm
Attenuation	0.000 dB	AUTO
Detector	MaxPeak	MaxPeak
SweepCount	200	200
Filter	3 dB	3 dB
Trace Mode	Max Hold	Max Hold
SweepType	Sweep	AUTO
Preamp	off	off
Stablemode	Trace	Trace
Stablevalue	0.30 dB	0.30 dB
Run	63 / max. 150	max. 150
Stable	5 / 5	5
Max Stable Difference	0.13 dB	0.30 dB

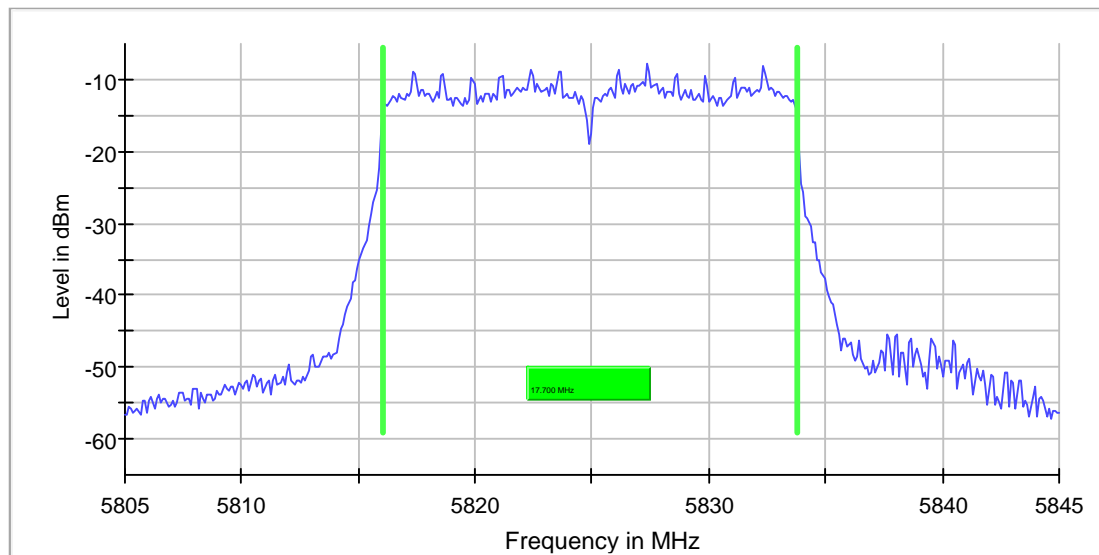
Minimum Emission Bandwidth 6 dB (5825 MHz; ac20-mode [VHT_MCS1] (6 dBm); 20 MHz)

6 dB Bandwidth

DUT Frequency (MHz)	Bandwidth (MHz)	Limit Min (MHz)	Limit Max (MHz)	Band Edge Left (MHz)	Band Edge Right (MHz)
5825.000000	17.700000	0.500000	---	5816.050000	5833.750000

(continuation of the "6 dB Bandwidth" table from column 6 ...)

DUT Frequency (MHz)	Max Level (dBm)	Result
5825.000000	-7.7	PASS



Measurement

Setting	Instrument Value	Target Value
Start Frequency	5.80500 GHz	5.80500 GHz
Stop Frequency	5.84500 GHz	5.84500 GHz
Span	40.000 MHz	40.000 MHz
RBW	100.000 kHz	~ 100.000 kHz
VBW	300.000 kHz	~ 300.000 kHz
SweepPoints	400	~ 400
SweepTime	1.040 ms	AUTO
Reference Level	-10.000 dBm	-10.000 dBm
Attenuation	0.000 dB	AUTO
Detector	MaxPeak	MaxPeak
SweepCount	200	200
Filter	3 dB	3 dB
Trace Mode	Max Hold	Max Hold
SweepType	Sweep	AUTO
Preamp	off	off
Stablemode	Trace	Trace
Stablevalue	0.30 dB	0.30 dB
Run	63 / max. 150	max. 150
Stable	5 / 5	5
Max Stable Difference	0.12 dB	0.30 dB

1.3.2. 40MHz Bandwidth

n-mode

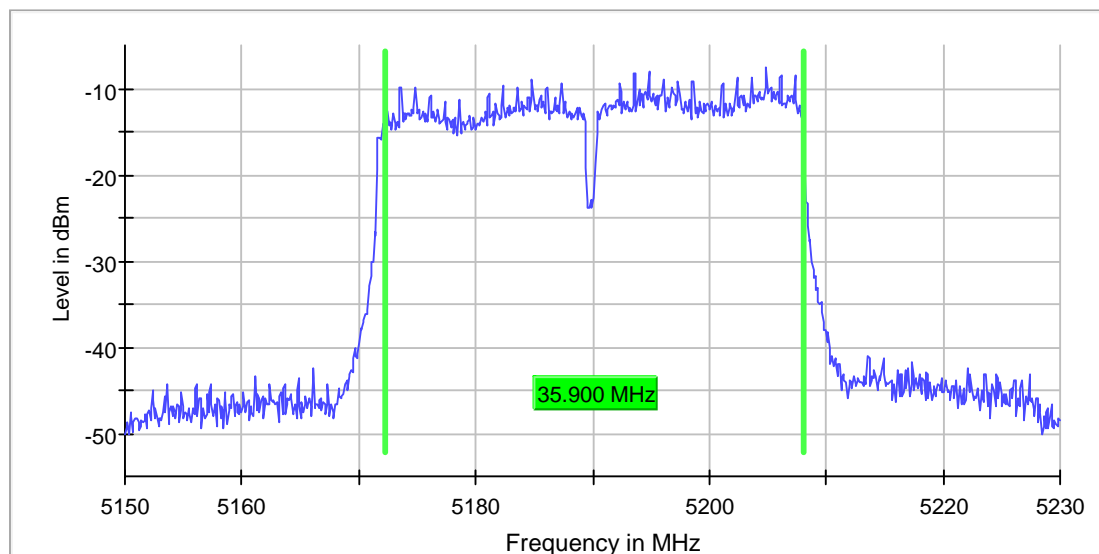
Minimum Emission Bandwidth 6 dB (5190 MHz; n40-mode [MCS4] (10 dBm); 40 MHz)

6 dB Bandwidth

DUT Frequency (MHz)	Bandwidth (MHz)	Limit Min (MHz)	Limit Max (MHz)	Band Edge Left (MHz)	Band Edge Right (MHz)
5190.000000	35.900000	---	---	5172.250000	5208.150000

(continuation of the "6 dB Bandwidth" table from column 6 ...)

DUT Frequency (MHz)	Max Level	Result
5190.000000	-7.6	PASS



Measurement

Setting	Instrument Value	Target Value
Start Frequency	5.15000 GHz	5.15000 GHz
Stop Frequency	5.23000 GHz	5.23000 GHz
Span	80.000 MHz	80.000 MHz
RBW	100.000 kHz	~ 100.000
VBW	300.000 kHz	~ 300.000
SweepPoints	800	~ 800
Sweptime	1.070 ms	AUTO
Reference Level	-10.000 dBm	-10.000 dBm
Attenuation	0.000 dB	AUTO
Detector	MaxPeak	MaxPeak
SweepCount	200	200
Filter	3 dB	3 dB
Trace Mode	Max Hold	Max Hold
Sweptype	Sweep	AUTO
Preamplifier	off	off
Stablemode	Trace	Trace
Stablevalue	0.30 dB	0.30 dB
Run	150 / max.	max. 150
Stable	0 / 5	5
Max Stable	0.37 dB	0.30 dB

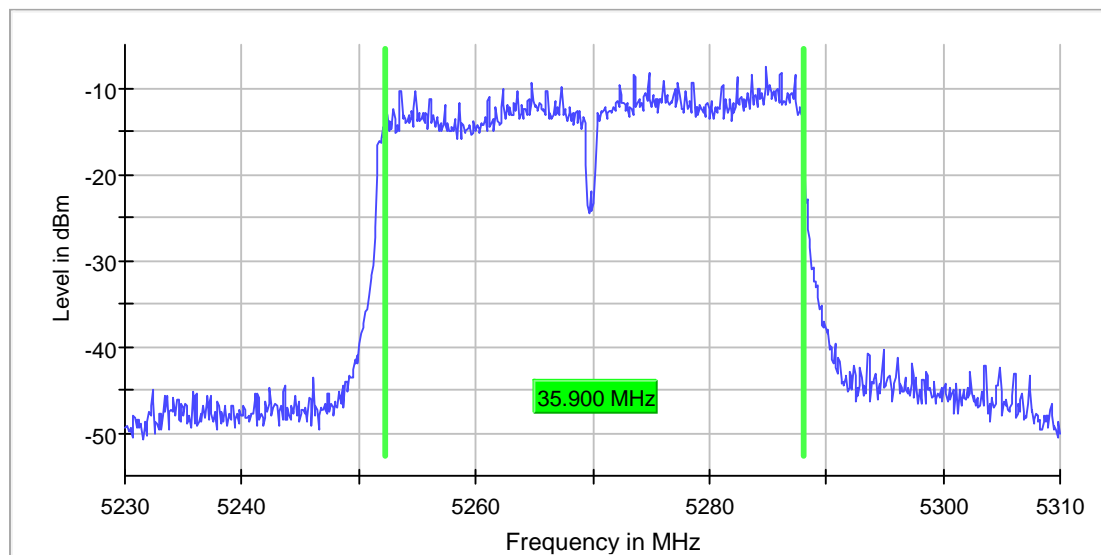
Minimum Emission Bandwidth 6 dB (5270 MHz; n40-mode [MCS4] (10 dBm); 40 MHz)

6 dB Bandwidth

DUT Frequency (MHz)	Bandwidth (MHz)	Limit Min (MHz)	Limit Max (MHz)	Band Edge Left (MHz)	Band Edge Right (MHz)
5270.000000	35.900000	---	---	5252.250000	5288.150000

(continuation of the "6 dB Bandwidth" table from column 6 ...)

DUT Frequency (MHz)	Max Level	Result
5270.000000	-7.5	PASS



Measurement

Setting	Instrument Value	Target Value
Start Frequency	5.23000 GHz	5.23000 GHz
Stop Frequency	5.31000 GHz	5.31000 GHz
Span	80.000 MHz	80.000 MHz
RBW	100.000 kHz	~ 100.000
VBW	300.000 kHz	~ 300.000
SweepPoints	800	~ 800
SweepTime	1.070 ms	AUTO
Reference Level	-10.000 dBm	-10.000 dBm
Attenuation	0.000 dB	AUTO
Detector	MaxPeak	MaxPeak
SweepCount	200	200
Filter	3 dB	3 dB
Trace Mode	Max Hold	Max Hold
SweepType	Sweep	AUTO
Preamp	off	off
Stablemode	Trace	Trace
Stablevalue	0.30 dB	0.30 dB
Run	150 / max.	max. 150
Stable	0 / 5	5
Max Stable	0.88 dB	0.30 dB

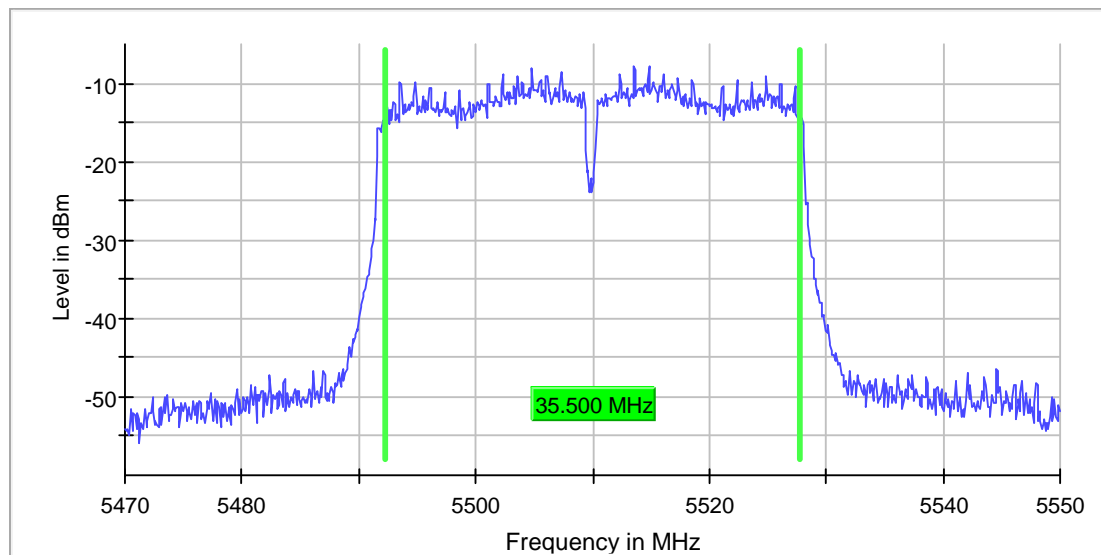
Minimum Emission Bandwidth 6 dB (5510 MHz; n40-mode [MCS4] (10 dBm); 40 MHz)

6 dB Bandwidth

DUT Frequency (MHz)	Bandwidth (MHz)	Limit Min (MHz)	Limit Max (MHz)	Band Edge Left (MHz)	Band Edge Right (MHz)
5510.000000	35.500000	---	---	5492.250000	5527.750000

(continuation of the "6 dB Bandwidth" table from column 6 ...)

DUT Frequency (MHz)	Max Level	Result
5510.000000	-7.9	PASS



Measurement

Setting	Instrument Value	Target Value
Start Frequency	5.47000 GHz	5.47000 GHz
Stop Frequency	5.55000 GHz	5.55000 GHz
Span	80.000 MHz	80.000 MHz
RBW	100.000 kHz	~ 100.000
VBW	300.000 kHz	~ 300.000
SweepPoints	800	~ 800
Sweptime	1.070 ms	AUTO
Reference Level	-10.000 dBm	-10.000 dBm
Attenuation	0.000 dB	AUTO
Detector	MaxPeak	MaxPeak
SweepCount	200	200
Filter	3 dB	3 dB
Trace Mode	Max Hold	Max Hold
SweepType	Sweep	AUTO
Preamplifier	off	off
Stablemode	Trace	Trace
Stablevalue	0.30 dB	0.30 dB
Run	150 / max.	max. 150
Stable	2 / 5	5
Max Stable	0.01 dB	0.30 dB

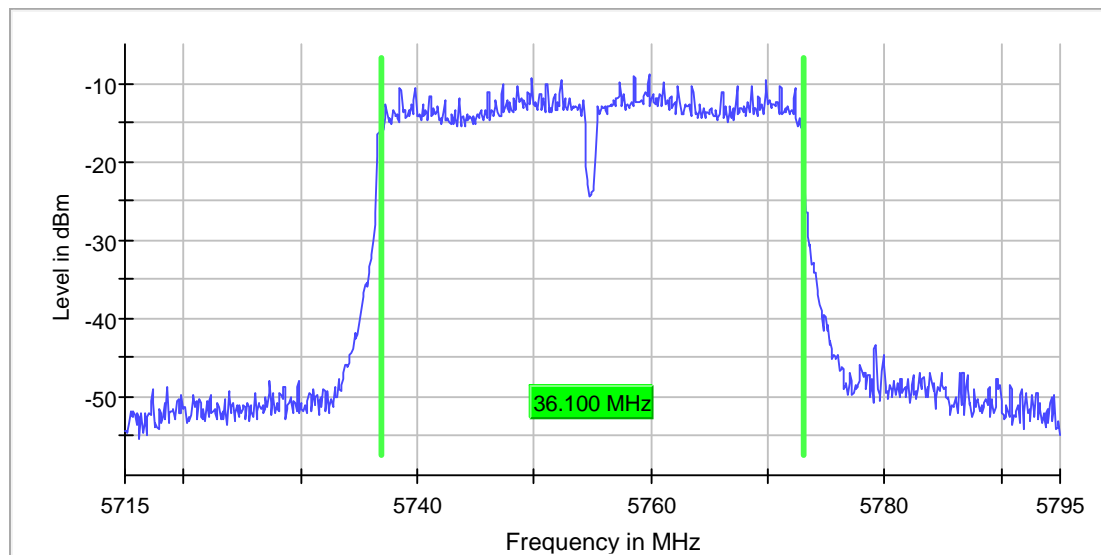
Minimum Emission Bandwidth 6 dB (5755 MHz; n40-mode [MCS4] (10 dBm); 40 MHz)

6 dB Bandwidth

DUT Frequency (MHz)	Bandwidth (MHz)	Limit Min (MHz)	Limit Max (MHz)	Band Edge Left (MHz)	Band Edge Right (MHz)
5755.000000	36.100000	0.500000	---	5736.950000	5773.050000

(continuation of the "6 dB Bandwidth" table from column 6 ...)

DUT Frequency (MHz)	Max Level	Result
5755.000000	-8.9	PASS



Measurement

Setting	Instrument Value	Target Value
Start Frequency	5.71500 GHz	5.71500 GHz
Stop Frequency	5.79500 GHz	5.79500 GHz
Span	80.000 MHz	80.000 MHz
RBW	100.000 kHz	~ 100.000
VBW	300.000 kHz	~ 300.000
SweepPoints	800	~ 800
Sweptime	1.070 ms	AUTO
Reference Level	-10.000 dBm	-10.000 dBm
Attenuation	0.000 dB	AUTO
Detector	MaxPeak	MaxPeak
SweepCount	200	200
Filter	3 dB	3 dB
Trace Mode	Max Hold	Max Hold
SweepType	Sweep	AUTO
Preamplifier	off	off
Stablemode	Trace	Trace
Stablevalue	0.30 dB	0.30 dB
Run	150 / max.	max. 150
Stable	0 / 5	5
Max Stable	0.51 dB	0.30 dB

ac-mode

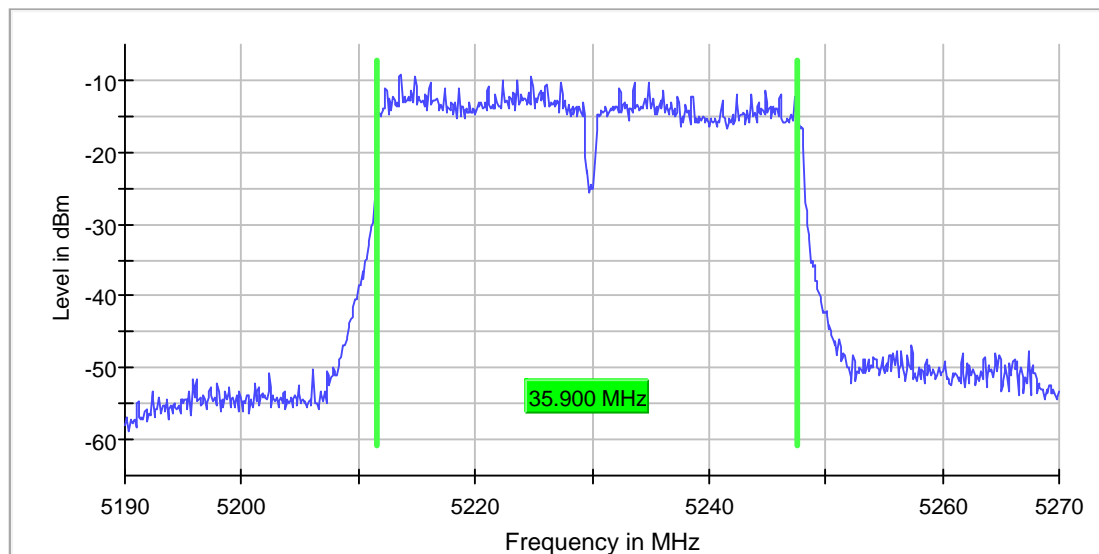
Minimum Emission Bandwidth 6 dB (5230 MHz; ac40-mode [VHT_MCS4] (6 dBm); 40 MHz)

6 dB Bandwidth

DUT Frequency (MHz)	Bandwidth (MHz)	Limit Min (MHz)	Limit Max (MHz)	Band Edge Left (MHz)	Band Edge Right (MHz)
5230.000000	35.900000	---	---	5211.650000	5247.550000

(continuation of the "6 dB Bandwidth" table from column 6 ...)

DUT Frequency (MHz)	Max Level (dBm)	Result
5230.000000	-9.1	PASS



Measurement

Setting	Instrument Value	Target Value
Start Frequency	5.19000 GHz	5.19000 GHz
Stop Frequency	5.27000 GHz	5.27000 GHz
Span	80.000 MHz	80.000 MHz
RBW	100.000 kHz	~ 100.000 kHz
VBW	300.000 kHz	~ 300.000 kHz
SweepPoints	800	~ 800
SweepTime	1.070 ms	AUTO
Reference Level	-10.000 dBm	-10.000 dBm
Attenuation	0.000 dB	AUTO
Detector	MaxPeak	MaxPeak
SweepCount	200	200
Filter	3 dB	3 dB
Trace Mode	Max Hold	Max Hold
Sweeptype	Sweep	AUTO
Preamp	off	off
Stablemode	Trace	Trace
Stablevalue	0.30 dB	0.30 dB
Run	129 / max. 150	max. 150
Stable	5 / 5	5
Max Stable Difference	0.16 dB	0.30 dB

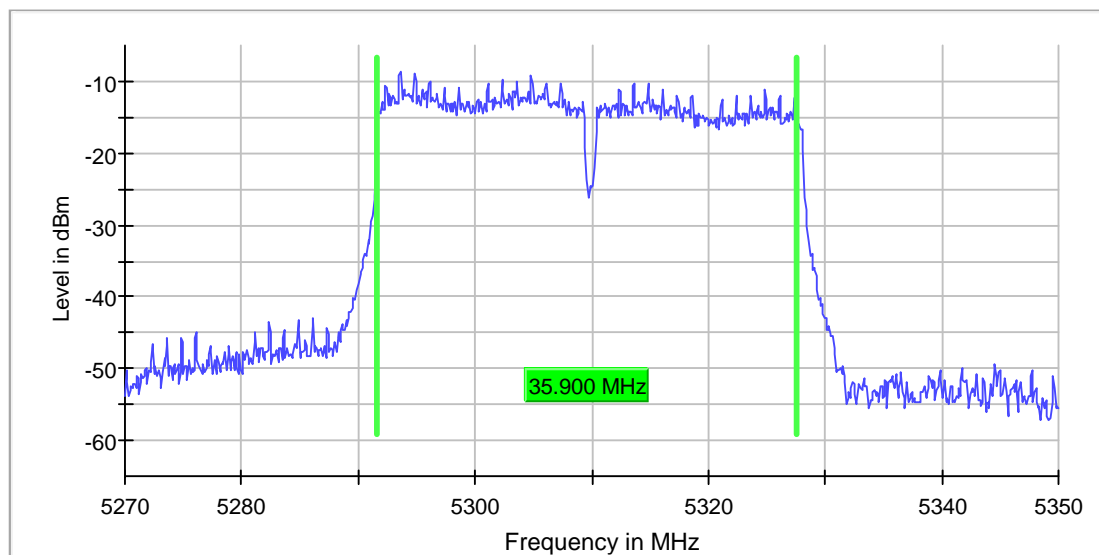
Minimum Emission Bandwidth 6 dB (5310 MHz; ac40-mode [VHT_MCS4] (6 dBm); 40 MHz)

6 dB Bandwidth

DUT Frequency (MHz)	Bandwidth (MHz)	Limit Min (MHz)	Limit Max (MHz)	Band Edge Left (MHz)	Band Edge Right (MHz)
5310.000000	35.900000	---	---	5291.650000	5327.550000

(continuation of the "6 dB Bandwidth" table from column 6 ...)

DUT Frequency (MHz)	Max Level (dBm)	Result
5310.000000	-8.7	PASS



Measurement

Setting	Instrument Value	Target Value
Start Frequency	5.27000 GHz	5.27000 GHz
Stop Frequency	5.35000 GHz	5.35000 GHz
Span	80.000 MHz	80.000 MHz
RBW	100.000 kHz	~ 100.000 kHz
VBW	300.000 kHz	~ 300.000 kHz
SweepPoints	800	~ 800
SweepTime	1.070 ms	AUTO
Reference Level	-10.000 dBm	-10.000 dBm
Attenuation	0.000 dB	AUTO
Detector	MaxPeak	MaxPeak
SweepCount	200	200
Filter	3 dB	3 dB
Trace Mode	Max Hold	Max Hold
Sweeptype	Sweep	AUTO
Preamp	off	off
Stablemode	Trace	Trace
Stablevalue	0.30 dB	0.30 dB
Run	150 / max. 150	max. 150
Stable	0 / 5	5
Max Stable Difference	0.75 dB	0.30 dB

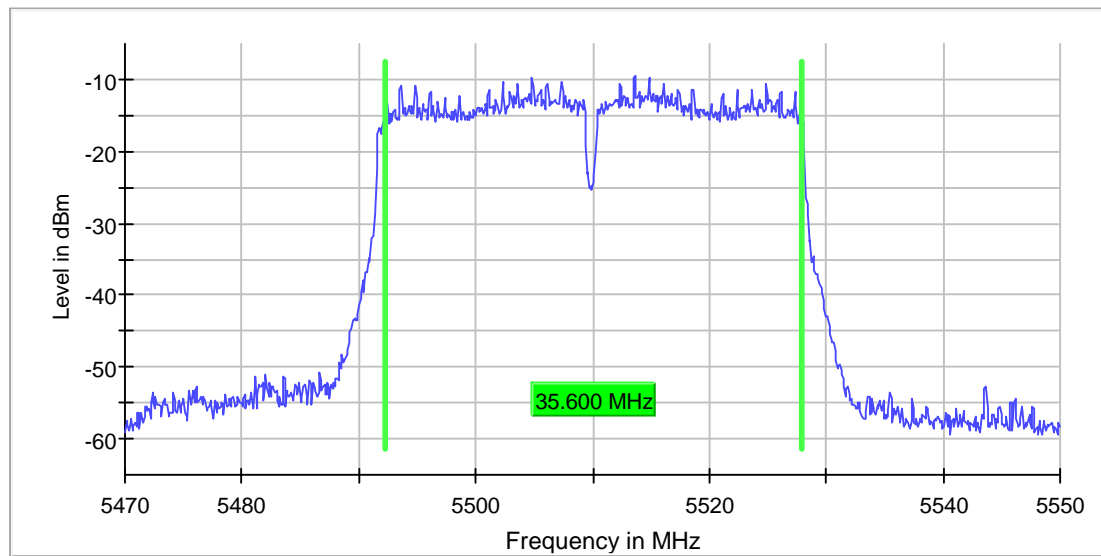
Minimum Emission Bandwidth 6 dB (5510 MHz; ac40-mode [VHT_MCS4] (6 dBm); 40 MHz)

6 dB Bandwidth

DUT Frequency (MHz)	Bandwidth (MHz)	Limit Min (MHz)	Limit Max (MHz)	Band Edge Left (MHz)	Band Edge Right (MHz)
5510.000000	35.600000	---	---	5492.250000	5527.850000

(continuation of the "6 dB Bandwidth" table from column 6 ...)

DUT Frequency (MHz)	Max Level (dBm)	Result
5510.000000	-9.6	PASS



Measurement

Setting	Instrument Value	Target Value
Start Frequency	5.47000 GHz	5.47000 GHz
Stop Frequency	5.55000 GHz	5.55000 GHz
Span	80.000 MHz	80.000 MHz
RBW	100.000 kHz	~ 100.000 kHz
VBW	300.000 kHz	~ 300.000 kHz
SweepPoints	800	~ 800
SweepTime	1.070 ms	AUTO
Reference Level	-10.000 dBm	-10.000 dBm
Attenuation	0.000 dB	AUTO
Detector	MaxPeak	MaxPeak
SweepCount	200	200
Filter	3 dB	3 dB
Trace Mode	Max Hold	Max Hold
Sweptype	Sweep	AUTO
Preamp	off	off
Stablemode	Trace	Trace
Stablevalue	0.30 dB	0.30 dB
Run	130 / max. 150	max. 150
Stable	5 / 5	5
Max Stable Difference	0.12 dB	0.30 dB

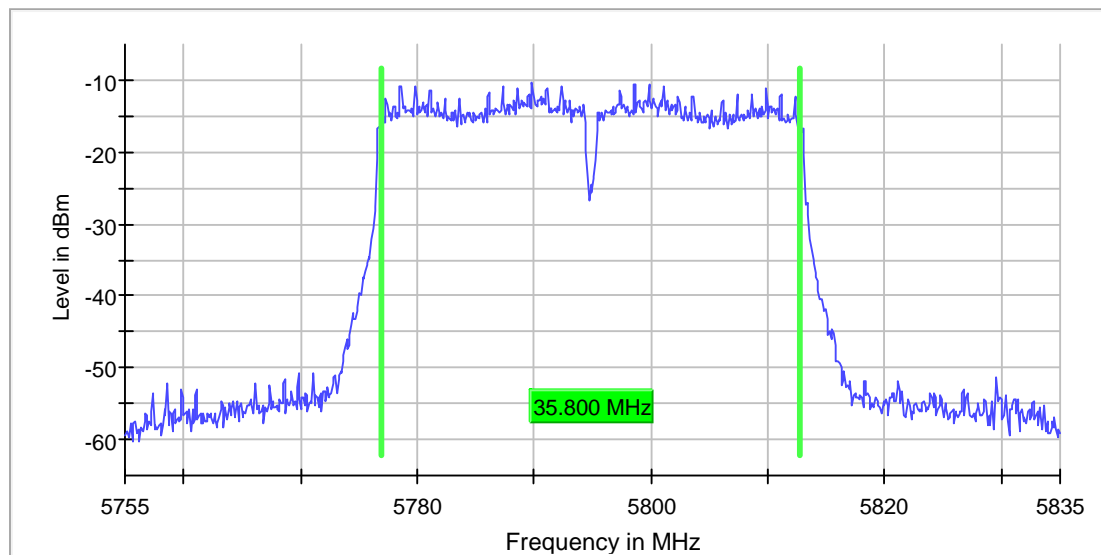
Minimum Emission Bandwidth 6 dB (5795 MHz; ac40-mode [VHT_MCS4] (6 dBm); 40 MHz)

6 dB Bandwidth

DUT Frequency (MHz)	Bandwidth (MHz)	Limit Min (MHz)	Limit Max (MHz)	Band Edge Left (MHz)	Band Edge Right (MHz)
5795.000000	35.800000	0.500000	---	5776.950000	5812.750000

(continuation of the "6 dB Bandwidth" table from column 6 ...)

DUT Frequency (MHz)	Max Level (dBm)	Result
5795.000000	-10.3	PASS



Measurement

Setting	Instrument Value	Target Value
Start Frequency	5.75500 GHz	5.75500 GHz
Stop Frequency	5.83500 GHz	5.83500 GHz
Span	80.000 MHz	80.000 MHz
RBW	100.000 kHz	~ 100.000 kHz
VBW	300.000 kHz	~ 300.000 kHz
SweepPoints	800	~ 800
SweepTime	1.070 ms	AUTO
Reference Level	-10.000 dBm	-10.000 dBm
Attenuation	0.000 dB	AUTO
Detector	MaxPeak	MaxPeak
SweepCount	200	200
Filter	3 dB	3 dB
Trace Mode	Max Hold	Max Hold
SweepType	Sweep	AUTO
Preamp	off	off
Stablemode	Trace	Trace
Stablevalue	0.30 dB	0.30 dB
Run	150 / max. 150	max. 150
Stable	0 / 5	5
Max Stable Difference	0.35 dB	0.30 dB

1.3.3. 80MHz Bandwidth

ac-mode

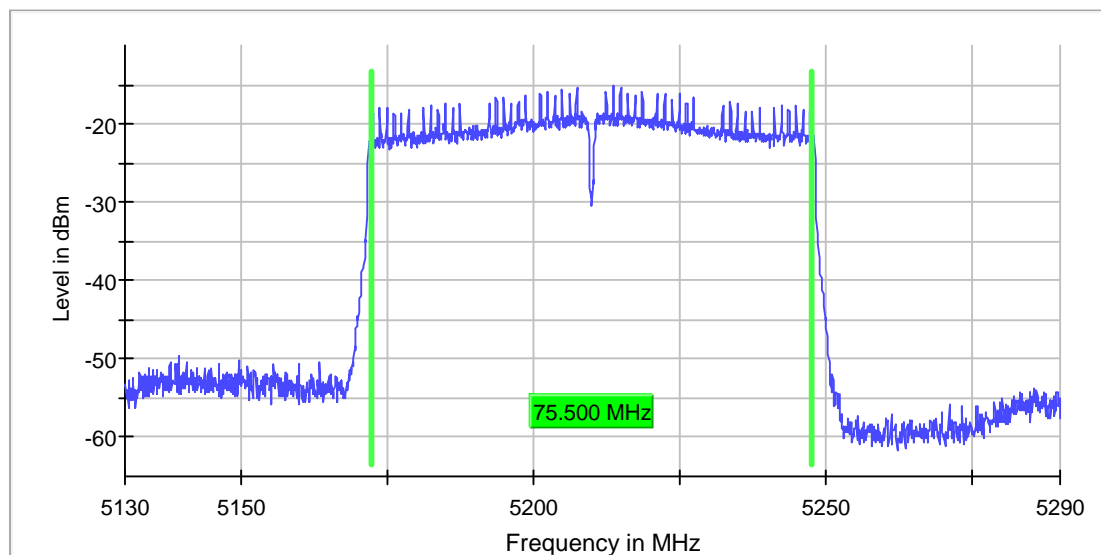
Minimum Emission Bandwidth 6 dB (5210 MHz; ac80-mode [VHT_MCS0] (6 dBm); 80 MHz)

6 dB Bandwidth

DUT Frequency (MHz)	Bandwidth (MHz)	Limit Min (MHz)	Limit Max (MHz)	Band Edge Left (MHz)	Band Edge Right (MHz)
5210.000000	75.500000	---	---	5172.150000	5247.650000

(continuation of the "6 dB Bandwidth" table from column 6 ...)

DUT Frequency (MHz)	Max Level (dBm)	Result
5210.000000	-15.2	PASS



Measurement

Setting	Instrument Value	Target Value
Start Frequency	5.13000 GHz	5.13000 GHz
Stop Frequency	5.29000 GHz	5.29000 GHz
Span	160.000 MHz	160.000 MHz
RBW	100.000 kHz	~ 100.000 kHz
VBW	300.000 kHz	~ 300.000 kHz
SweepPoints	1600	~ 1600
SweepTime	1.600 ms	AUTO
Reference Level	-10.000 dBm	-10.000 dBm
Attenuation	0.000 dB	AUTO
Detector	MaxPeak	MaxPeak
SweepCount	200	200
Filter	3 dB	3 dB
Trace Mode	Max Hold	Max Hold
SweepType	Sweep	AUTO
Preamp	off	off
Stablemode	Trace	Trace
Stablevalue	0.30 dB	0.30 dB
Run	150 / max. 150	max. 150
Stable	0 / 5	5
Max Stable Difference	0.54 dB	0.30 dB

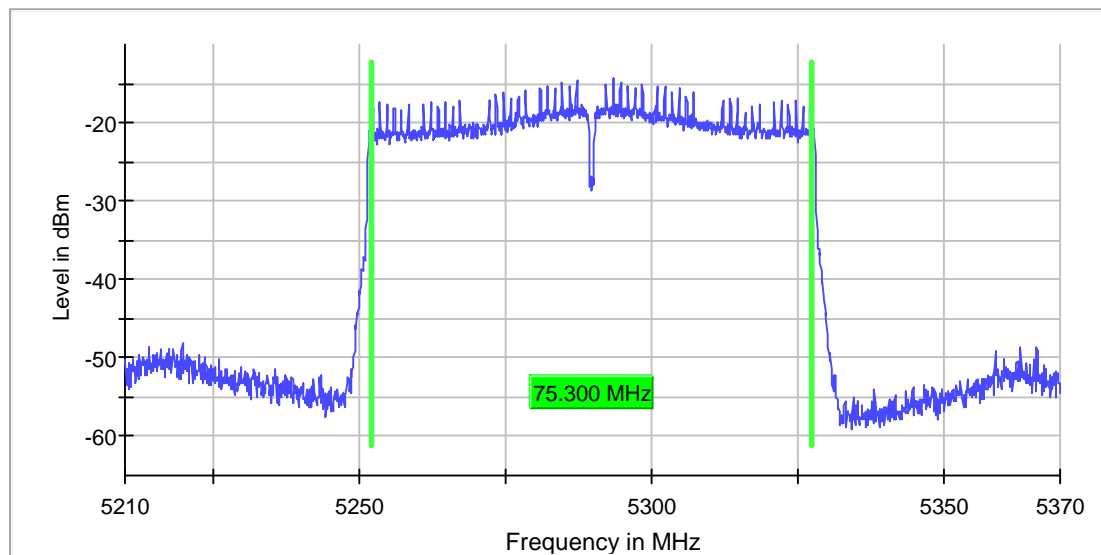
Minimum Emission Bandwidth 6 dB (5290 MHz; ac80-mode [VHT_MCS0] (6 dBm); 80 MHz)

6 dB Bandwidth

DUT Frequency (MHz)	Bandwidth (MHz)	Limit Min (MHz)	Limit Max (MHz)	Band Edge Left (MHz)	Band Edge Right (MHz)
5290.000000	75.300000	---	---	5252.150000	5327.450000

(continuation of the "6 dB Bandwidth" table from column 6 ...)

DUT Frequency (MHz)	Max Level (dBm)	Result
5290.000000	-14.3	PASS



Measurement

Setting	Instrument Value	Target Value
Start Frequency	5.21000 GHz	5.21000 GHz
Stop Frequency	5.37000 GHz	5.37000 GHz
Span	160.000 MHz	160.000 MHz
RBW	100.000 kHz	~ 100.000 kHz
VBW	300.000 kHz	~ 300.000 kHz
SweepPoints	1600	~ 1600
SweepTime	1.600 ms	AUTO
Reference Level	-10.000 dBm	-10.000 dBm
Attenuation	0.000 dB	AUTO
Detector	MaxPeak	MaxPeak
SweepCount	200	200
Filter	3 dB	3 dB
Trace Mode	Max Hold	Max Hold
SweepType	Sweep	AUTO
Preamp	off	off
Stablemode	Trace	Trace
Stablevalue	0.30 dB	0.30 dB
Run	149 / max. 150	max. 150
Stable	5 / 5	5
Max Stable Difference	0.20 dB	0.30 dB

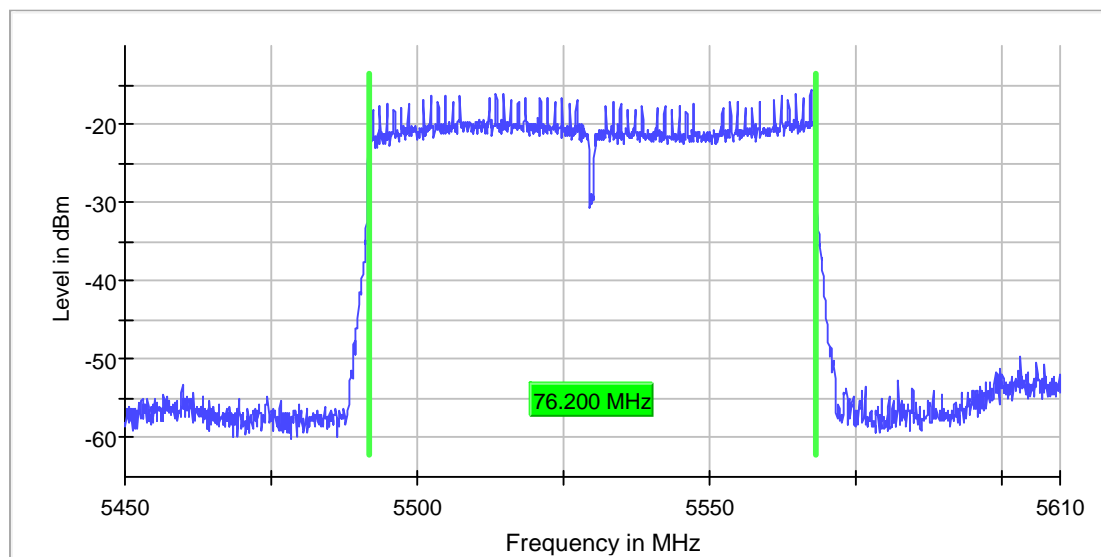
Minimum Emission Bandwidth 6 dB (5530 MHz; ac80-mode [VHT_MCS0] (6 dBm); 80 MHz)

6 dB Bandwidth

DUT Frequency (MHz)	Bandwidth (MHz)	Limit Min (MHz)	Limit Max (MHz)	Band Edge Left (MHz)	Band Edge Right (MHz)
5530.000000	76.200000	---	---	5491.850000	5568.050000

(continuation of the "6 dB Bandwidth" table from column 6 ...)

DUT Frequency (MHz)	Max Level (dBm)	Result
5530.000000	-15.7	PASS



Measurement

Setting	Instrument Value	Target Value
Start Frequency	5.45000 GHz	5.45000 GHz
Stop Frequency	5.61000 GHz	5.61000 GHz
Span	160.000 MHz	160.000 MHz
RBW	100.000 kHz	~ 100.000 kHz
VBW	300.000 kHz	~ 300.000 kHz
SweepPoints	1600	~ 1600
SweepTime	1.600 ms	AUTO
Reference Level	-10.000 dBm	-10.000 dBm
Attenuation	0.000 dB	AUTO
Detector	MaxPeak	MaxPeak
SweepCount	200	200
Filter	3 dB	3 dB
Trace Mode	Max Hold	Max Hold
SweepType	Sweep	AUTO
Preamp	off	off
Stablemode	Trace	Trace
Stablevalue	0.30 dB	0.30 dB
Run	150 / max. 150	max. 150
Stable	0 / 5	5
Max Stable Difference	0.52 dB	0.30 dB

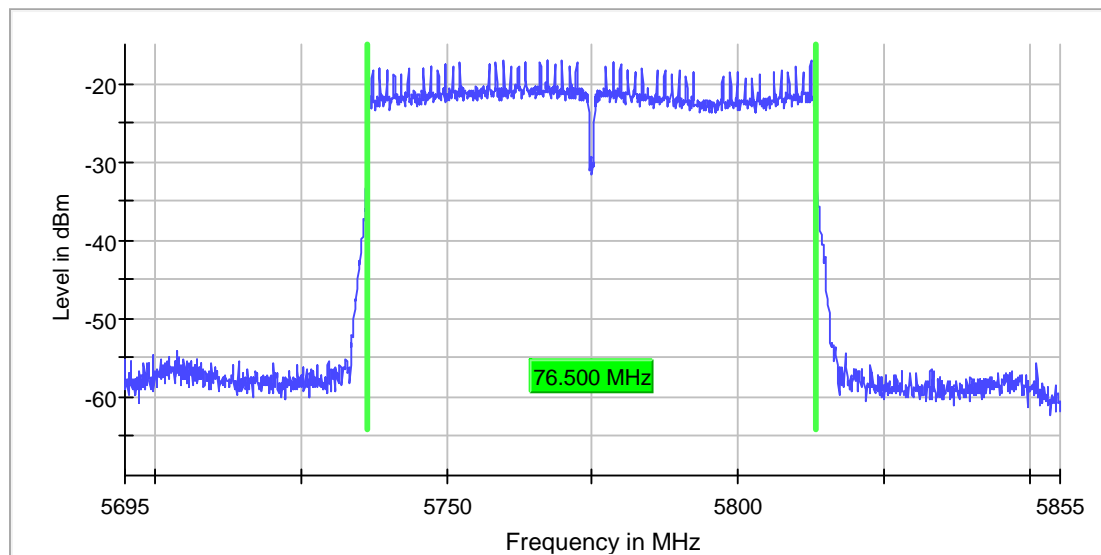
Minimum Emission Bandwidth 6 dB (5775 MHz; ac80-mode [VHT_MCS0] (6 dBm); 80 MHz)

6 dB Bandwidth

DUT Frequency (MHz)	Bandwidth (MHz)	Limit Min (MHz)	Limit Max (MHz)	Band Edge Left (MHz)	Band Edge Right (MHz)
5775.000000	76.500000	0.500000	---	5736.550000	5813.050000

(continuation of the "6 dB Bandwidth" table from column 6 ...)

DUT Frequency (MHz)	Max Level (dBm)	Result
5775.000000	-17.0	PASS



Measurement

Setting	Instrument Value	Target Value
Start Frequency	5.69500 GHz	5.69500 GHz
Stop Frequency	5.85500 GHz	5.85500 GHz
Span	160.000 MHz	160.000 MHz
RBW	100.000 kHz	~ 100.000 kHz
VBW	300.000 kHz	~ 300.000 kHz
SweepPoints	1600	~ 1600
SweepTime	1.600 ms	AUTO
Reference Level	-10.000 dBm	-10.000 dBm
Attenuation	0.000 dB	AUTO
Detector	MaxPeak	MaxPeak
SweepCount	200	200
Filter	3 dB	3 dB
Trace Mode	Max Hold	Max Hold
SweepType	Sweep	AUTO
Preamp	off	off
Stablemode	Trace	Trace
Stablevalue	0.30 dB	0.30 dB
Run	150 / max. 150	max. 150
Stable	0 / 5	5
Max Stable Difference	0.43 dB	0.30 dB

1.4. 99% Occupied Bandwidth

1.4.1. 20MHz Bandwidth

a-mode

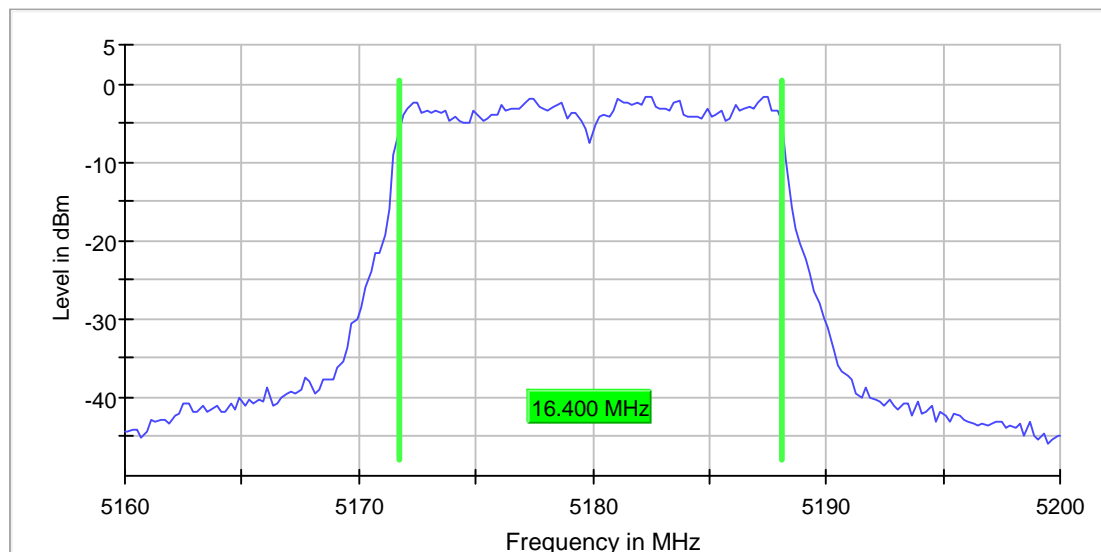
Occupied Channel Bandwidth 99% (5180 MHz; a-mode [18Mbit] (10 dBm); 20 MHz)

99 % Bandwidth

DUT Frequency (MHz)	Bandwidth (MHz)	Limit Min (MHz)	Limit Max (MHz)	Band Edge Left (MHz)	Band Edge Right (MHz)
5180.000000	16.400000	---	---	5171.700000	5188.100000

(continuation of the "99 % Bandwidth" table from column 6 ...)

DUT Frequency (MHz)	Result
5180.000000	PASS



Measurement

Setting	Instrument Value	Target Value
Start Frequency	5.16000 GHz	5.16000 GHz
Stop Frequency	5.20000 GHz	5.20000 GHz
Span	40.000 MHz	40.000 MHz
RBW	200.000 kHz	<= 200.000 kHz
VBW	1.000 MHz	>= 600.000 kHz
SweepPoints	200	~ 200
SweepTime	1.000 ms	AUTO
Reference Level	0.000 dBm	0.000 dBm
Attenuation	10.000 dB	AUTO
Detector	MaxPeak	MaxPeak
SweepCount	200	200
Filter	3 dB	3 dB
Trace Mode	Max Hold	Max Hold
Sweeptype	Sweep	AUTO
Preamp	off	off
Stablemode	Trace	Trace
Stablevalue	0.30 dB	0.30 dB
Run	45 / max. 150	max. 150
Stable	5 / 5	5
Max Stable Difference	0.00 dB	0.30 dB

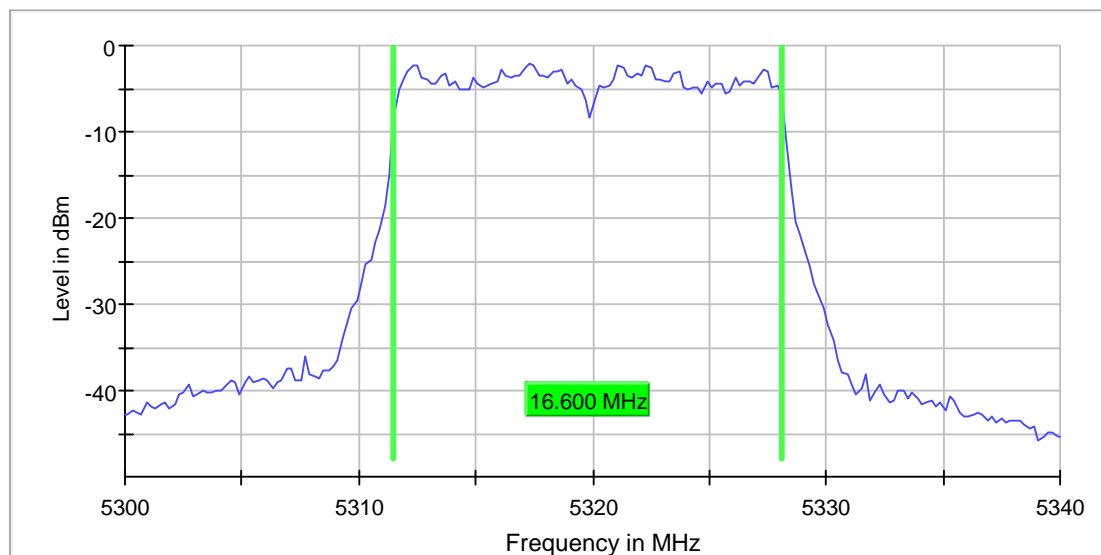
Occupied Channel Bandwidth 99% (5320 MHz; a-mode [18Mbit] (10 dBm); 20 MHz)

99 % Bandwidth

DUT Frequency (MHz)	Bandwidth (MHz)	Limit Min (MHz)	Limit Max (MHz)	Band Edge Left (MHz)	Band Edge Right (MHz)
5320.000000	16.600000	---	---	5311.500000	5328.100000

(continuation of the "99 % Bandwidth" table from column 6 ...)

DUT Frequency (MHz)	Result
5320.000000	PASS



Measurement

Setting	Instrument Value	Target Value
Start Frequency	5.30000 GHz	5.30000 GHz
Stop Frequency	5.34000 GHz	5.34000 GHz
Span	40.000 MHz	40.000 MHz
RBW	200.000 kHz	<= 200.000 kHz
VBW	1.000 MHz	>= 600.000 kHz
SweepPoints	200	~ 200
SweepTime	1.000 ms	AUTO
Reference Level	0.000 dBm	-10.000 dBm
Attenuation	10.000 dB	AUTO
Detector	MaxPeak	MaxPeak
SweepCount	200	200
Filter	3 dB	3 dB
Trace Mode	Max Hold	Max Hold
Sweeptype	Sweep	AUTO
Preamp	off	off
Stablemode	Trace	Trace
Stablevalue	0.30 dB	0.30 dB
Run	42 / max. 150	max. 150
Stable	5 / 5	5
Max Stable Difference	0.27 dB	0.30 dB

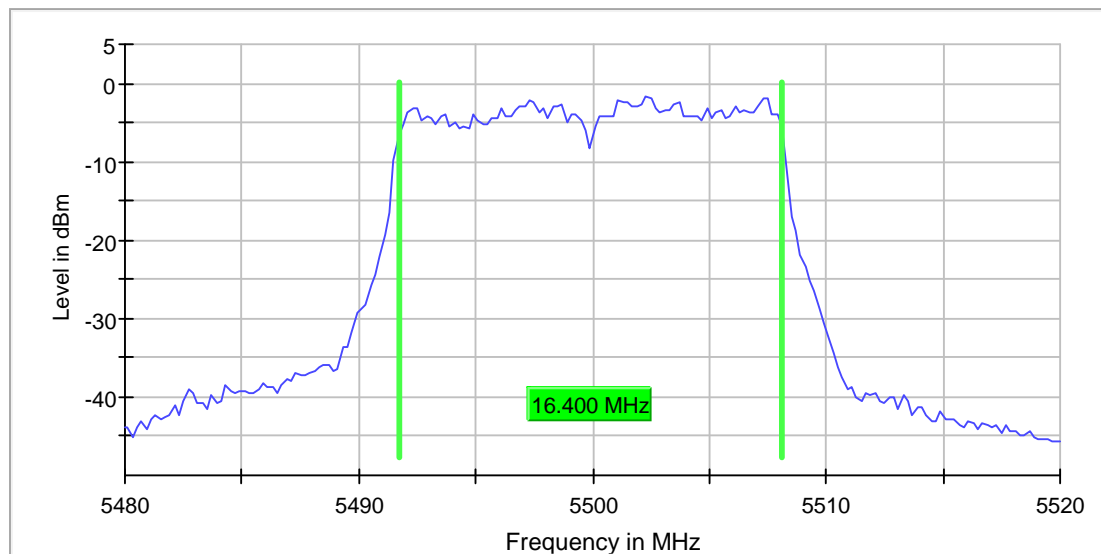
Occupied Channel Bandwidth 99% (5500 MHz; a-mode [18Mbit] (10 dBm); 20 MHz)

99 % Bandwidth

DUT Frequency (MHz)	Bandwidth (MHz)	Limit Min (MHz)	Limit Max (MHz)	Band Edge Left (MHz)	Band Edge Right (MHz)
5500.000000	16.400000	---	---	5491.700000	5508.100000

(continuation of the "99 % Bandwidth" table from column 6 ...)

DUT Frequency (MHz)	Result
5500.000000	PASS



Measurement

Setting	Instrument Value	Target Value
Start Frequency	5.48000 GHz	5.48000 GHz
Stop Frequency	5.52000 GHz	5.52000 GHz
Span	40.000 MHz	40.000 MHz
RBW	200.000 kHz	<= 200.000 kHz
VBW	1.000 MHz	>= 600.000 kHz
SweepPoints	200	~ 200
SweepTime	1.000 ms	AUTO
Reference Level	0.000 dBm	-10.000 dBm
Attenuation	10.000 dB	AUTO
Detector	MaxPeak	MaxPeak
SweepCount	200	200
Filter	3 dB	3 dB
Trace Mode	Max Hold	Max Hold
SweepType	Sweep	AUTO
Preamp	off	off
Stablemode	Trace	Trace
Stablevalue	0.30 dB	0.30 dB
Run	22 / max. 150	max. 150
Stable	5 / 5	5
Max Stable Difference	0.12 dB	0.30 dB

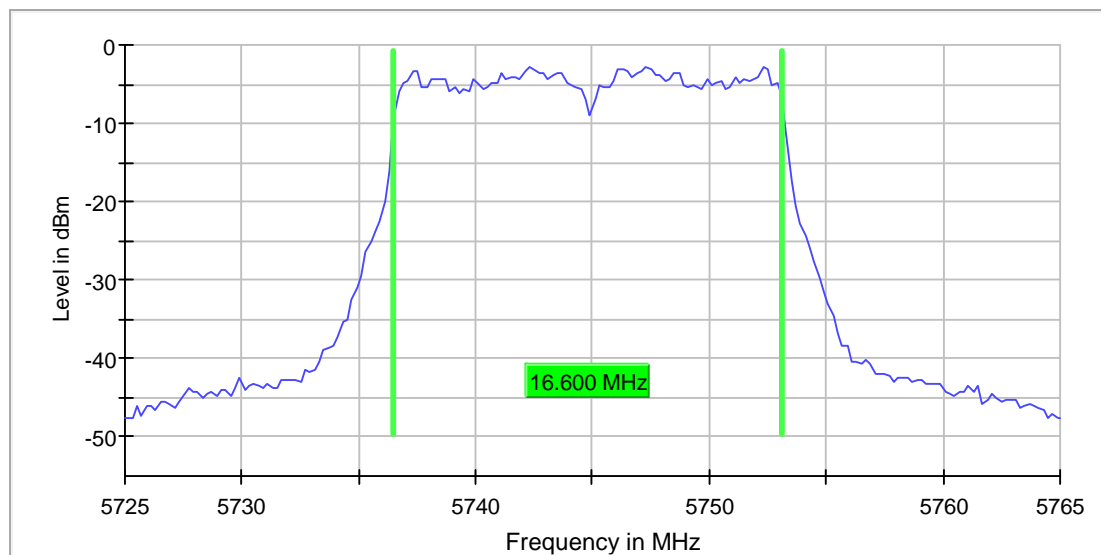
Occupied Channel Bandwidth 99% (5745 MHz; a-mode [18Mbit] (10 dBm); 20 MHz)

99 % Bandwidth

DUT Frequency (MHz)	Bandwidth (MHz)	Limit Min (MHz)	Limit Max (MHz)	Band Edge Left (MHz)	Band Edge Right (MHz)
5745.000000	16.600000	---	---	5736.500000	5753.100000

(continuation of the "99 % Bandwidth" table from column 6 ...)

DUT Frequency (MHz)	Result
5745.000000	PASS



Measurement

Setting	Instrument Value	Target Value
Start Frequency	5.72500 GHz	5.72500 GHz
Stop Frequency	5.76500 GHz	5.76500 GHz
Span	40.000 MHz	40.000 MHz
RBW	200.000 kHz	<= 200.000 kHz
VBW	1.000 MHz	>= 600.000 kHz
SweepPoints	200	~ 200
SweepTime	1.000 ms	AUTO
Reference Level	0.000 dBm	-10.000 dBm
Attenuation	10.000 dB	AUTO
Detector	MaxPeak	MaxPeak
SweepCount	200	200
Filter	3 dB	3 dB
Trace Mode	Max Hold	Max Hold
SweepType	Sweep	AUTO
Preamp	off	off
Stablemode	Trace	Trace
Stablevalue	0.30 dB	0.30 dB
Run	41 / max. 150	max. 150
Stable	5 / 5	5
Max Stable Difference	0.00 dB	0.30 dB

n-mode

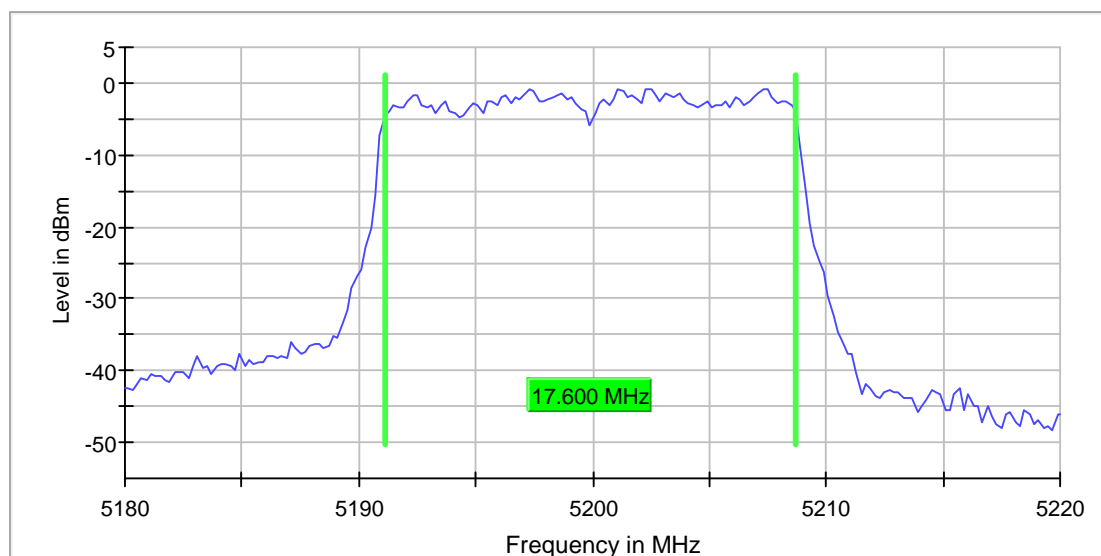
Occupied Channel Bandwidth 99% (5200 MHz; n20-mode [MCS7] (10 dBm); 20 MHz)

99 % Bandwidth

DUT Frequency (MHz)	Bandwidth (MHz)	Limit Min (MHz)	Limit Max (MHz)	Band Edge Left (MHz)	Band Edge Right (MHz)
5200.000000	17.600000	---	---	5191.100000	5208.700000

(continuation of the "99 % Bandwidth" table from column 6 ...)

DUT Frequency (MHz)	Result
5200.000000	PASS



Measurement

Setting	Instrument Value	Target Value
Start Frequency	5.18000 GHz	5.18000 GHz
Stop Frequency	5.22000 GHz	5.22000 GHz
Span	40.000 MHz	40.000 MHz
RBW	200.000 kHz	<= 200.000 kHz
VBW	1.000 MHz	>= 600.000 kHz
SweepPoints	200	~ 200
SweepTime	1.000 ms	AUTO
Reference Level	0.000 dBm	0.000 dBm
Attenuation	10.000 dB	AUTO
Detector	MaxPeak	MaxPeak
SweepCount	200	200
Filter	3 dB	3 dB
Trace Mode	Max Hold	Max Hold
Sweeptype	Sweep	AUTO
Preamp	off	off
Stablemode	Trace	Trace
Stablevalue	0.30 dB	0.30 dB
Run	84 / max. 150	max. 150
Stable	5 / 5	5
Max Stable Difference	0.00 dB	0.30 dB

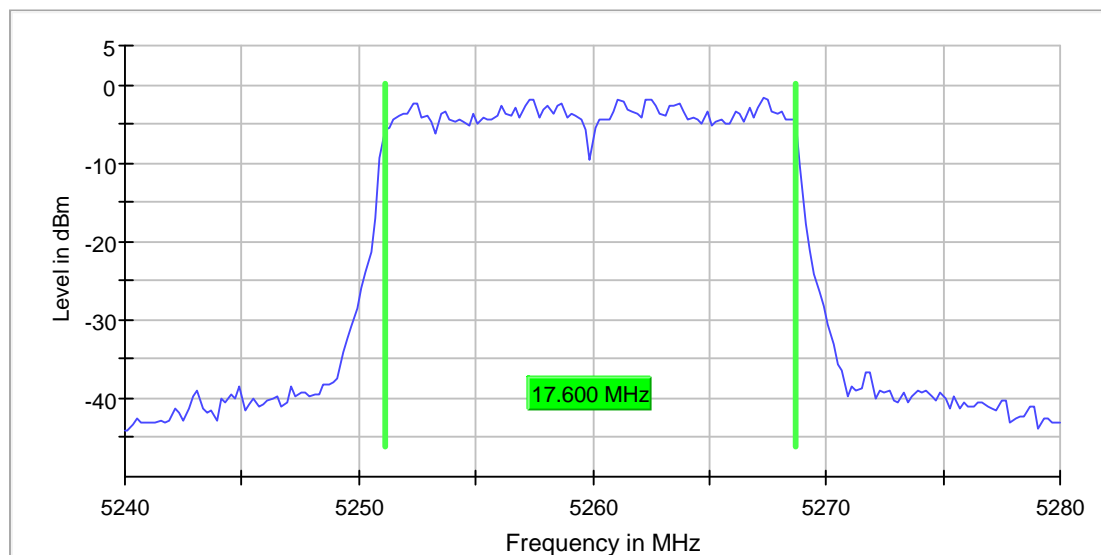
Occupied Channel Bandwidth 99% (5260 MHz; n20-mode [MCS7] (10 dBm); 20 MHz)

99 % Bandwidth

DUT Frequency (MHz)	Bandwidth (MHz)	Limit Min (MHz)	Limit Max (MHz)	Band Edge Left (MHz)	Band Edge Right (MHz)
5260.000000	17.600000	---	---	5251.100000	5268.700000

(continuation of the "99 % Bandwidth" table from column 6 ...)

DUT Frequency (MHz)	Result
5260.000000	PASS



Measurement

Setting	Instrument Value	Target Value
Start Frequency	5.24000 GHz	5.24000 GHz
Stop Frequency	5.28000 GHz	5.28000 GHz
Span	40.000 MHz	40.000 MHz
RBW	200.000 kHz	<= 200.000 kHz
VBW	1.000 MHz	>= 600.000 kHz
SweepPoints	200	~ 200
SweepTime	1.000 ms	AUTO
Reference Level	0.000 dBm	-10.000 dBm
Attenuation	10.000 dB	AUTO
Detector	MaxPeak	MaxPeak
SweepCount	200	200
Filter	3 dB	3 dB
Trace Mode	Max Hold	Max Hold
Sweeptype	Sweep	AUTO
Preamp	off	off
Stablemode	Trace	Trace
Stablevalue	0.30 dB	0.30 dB
Run	57 / max. 150	max. 150
Stable	5 / 5	5
Max Stable Difference	0.00 dB	0.30 dB

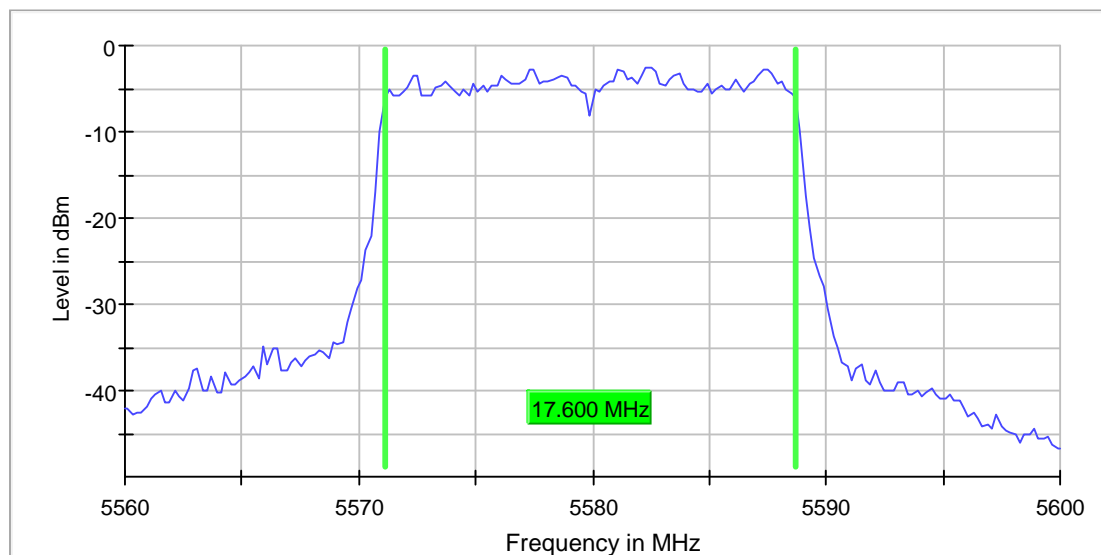
Occupied Channel Bandwidth 99% (5580 MHz; n20-mode [MCS7] (10 dBm); 20 MHz)

99 % Bandwidth

DUT Frequency (MHz)	Bandwidth (MHz)	Limit Min (MHz)	Limit Max (MHz)	Band Edge Left (MHz)	Band Edge Right (MHz)
5580.000000	17.600000	---	---	5571.100000	5588.700000

(continuation of the "99 % Bandwidth" table from column 6 ...)

DUT Frequency (MHz)	Result
5580.000000	PASS



Measurement

Setting	Instrument Value	Target Value
Start Frequency	5.56000 GHz	5.56000 GHz
Stop Frequency	5.60000 GHz	5.60000 GHz
Span	40.000 MHz	40.000 MHz
RBW	200.000 kHz	<= 200.000 kHz
VBW	1.000 MHz	>= 600.000 kHz
SweepPoints	200	~ 200
SweepTime	1.000 ms	AUTO
Reference Level	0.000 dBm	-10.000 dBm
Attenuation	10.000 dB	AUTO
Detector	MaxPeak	MaxPeak
SweepCount	200	200
Filter	3 dB	3 dB
Trace Mode	Max Hold	Max Hold
Sweeptype	Sweep	AUTO
Preamp	off	off
Stablemode	Trace	Trace
Stablevalue	0.30 dB	0.30 dB
Run	42 / max. 150	max. 150
Stable	5 / 5	5
Max Stable Difference	0.01 dB	0.30 dB

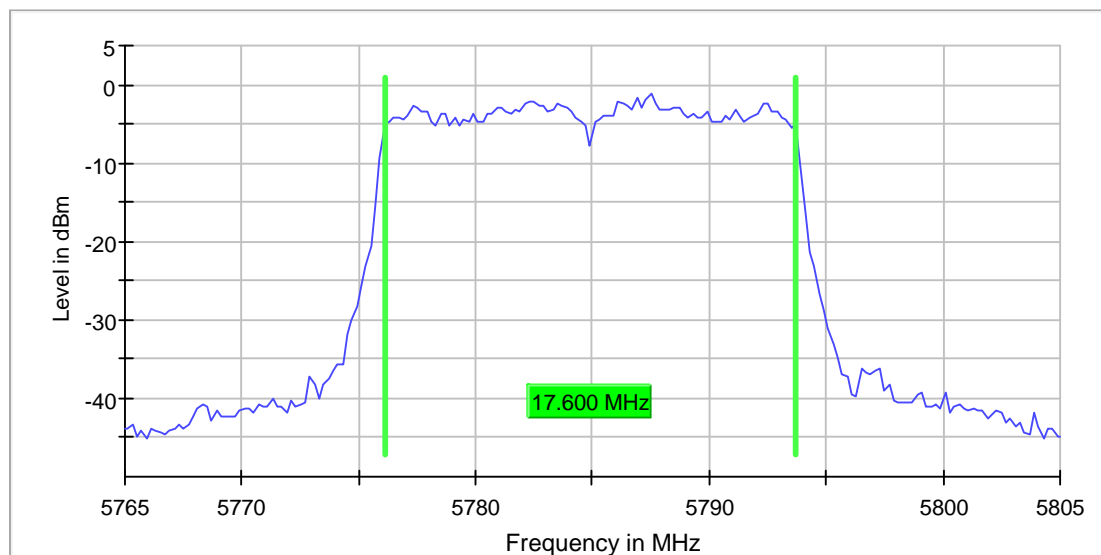
Occupied Channel Bandwidth 99% (5785 MHz; n20-mode [MCS7] (10 dBm); 20 MHz)

99 % Bandwidth

DUT Frequency (MHz)	Bandwidth (MHz)	Limit Min (MHz)	Limit Max (MHz)	Band Edge Left (MHz)	Band Edge Right (MHz)
5785.000000	17.600000	---	---	5776.100000	5793.700000

(continuation of the "99 % Bandwidth" table from column 6 ...)

DUT Frequency (MHz)	Result
5785.000000	PASS



Measurement

Setting	Instrument Value	Target Value
Start Frequency	5.76500 GHz	5.76500 GHz
Stop Frequency	5.80500 GHz	5.80500 GHz
Span	40.000 MHz	40.000 MHz
RBW	200.000 kHz	<= 200.000 kHz
VBW	1.000 MHz	>= 600.000 kHz
SweepPoints	200	~ 200
SweepTime	1.000 ms	AUTO
Reference Level	0.000 dBm	-10.000 dBm
Attenuation	10.000 dB	AUTO
Detector	MaxPeak	MaxPeak
SweepCount	200	200
Filter	3 dB	3 dB
Trace Mode	Max Hold	Max Hold
Sweeptype	Sweep	AUTO
Preamp	off	off
Stablemode	Trace	Trace
Stablevalue	0.30 dB	0.30 dB
Run	94 / max. 150	max. 150
Stable	5 / 5	5
Max Stable Difference	0.00 dB	0.30 dB

ac-mode

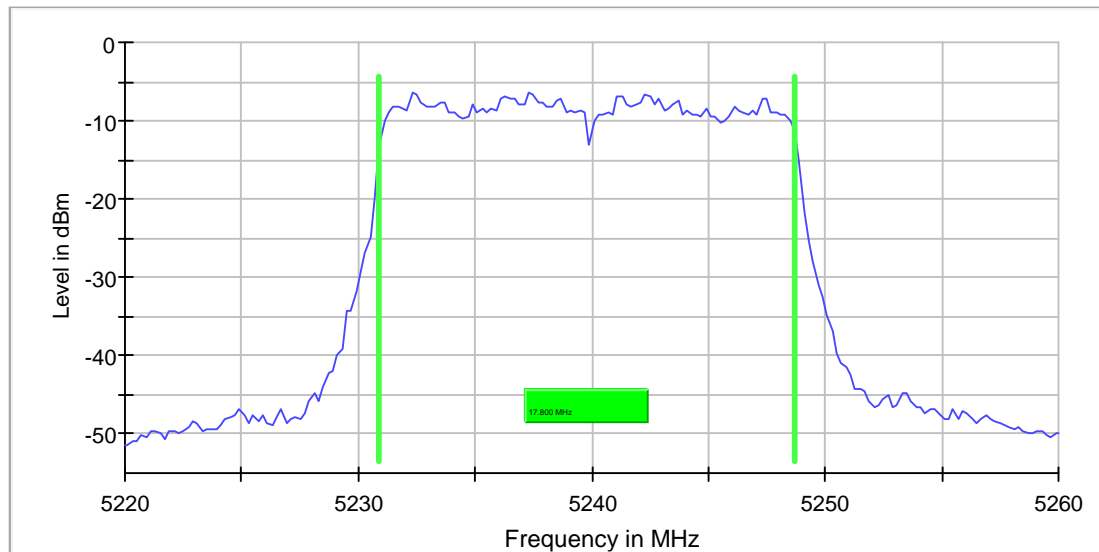
Occupied Channel Bandwidth 99% (5240 MHz; ac20-mode [VHT_MCS1] (6 dBm); 20 MHz

99 % Bandwidth

DUT Frequency (MHz)	Bandwidth (MHz)	Limit Min (MHz)	Limit Max (MHz)	Band Edge Left (MHz)	Band Edge Right (MHz)
5240.000000	17.800000	---	---	5230.900000	5248.700000

(continuation of the "99 % Bandwidth" table from column 6 ...)

DUT Frequency (MHz)	Result
5240.000000	PASS



Measurement

Setting	Instrument Value	Target Value
Start Frequency	5.22000 GHz	5.22000 GHz
Stop Frequency	5.26000 GHz	5.26000 GHz
Span	40.000 MHz	40.000 MHz
RBW	200.000 kHz	<= 200.000 kHz
VBW	1.000 MHz	>= 600.000 kHz
SweepPoints	200	~ 200
SweepTime	1.000 ms	AUTO
Reference Level	-10.000 dBm	-10.000 dBm
Attenuation	0.000 dB	AUTO
Detector	MaxPeak	MaxPeak
SweepCount	200	200
Filter	3 dB	3 dB
Trace Mode	Max Hold	Max Hold
SweepType	Sweep	AUTO
Preamp	off	off
Stablemode	Trace	Trace
Stablevalue	0.30 dB	0.30 dB
Run	67 / max. 150	max. 150
Stable	5 / 5	5
Max Stable Difference	0.00 dB	0.30 dB

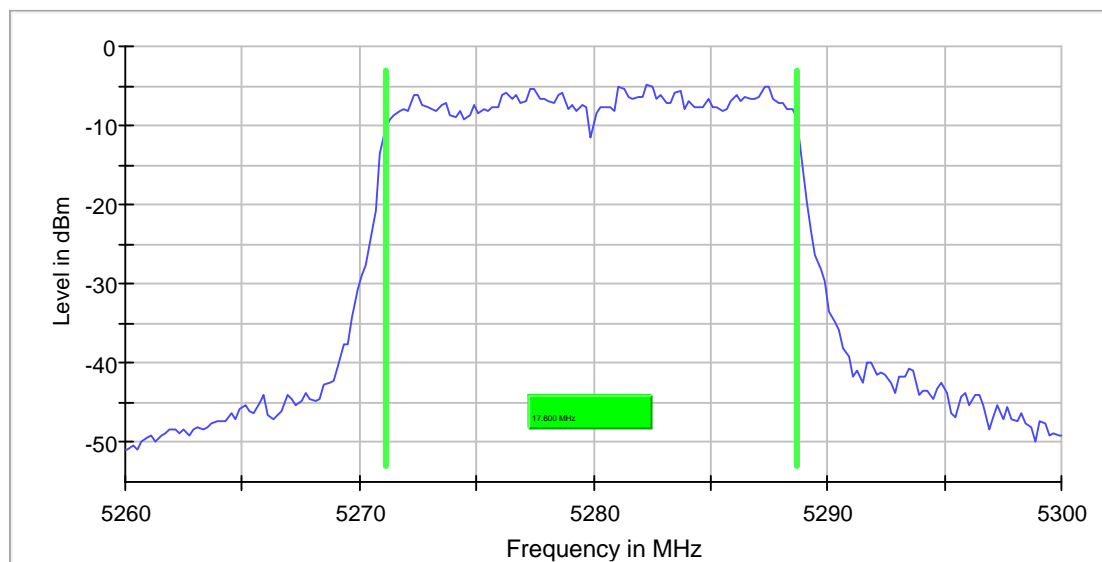
Occupied Channel Bandwidth 99% (5280 MHz; ac20-mode [VHT_MCS1] (6 dBm); 20 MHz)

99 % Bandwidth

DUT Frequency (MHz)	Bandwidth (MHz)	Limit Min (MHz)	Limit Max (MHz)	Band Edge Left (MHz)	Band Edge Right (MHz)
5280.000000	17.600000	---	---	5271.100000	5288.700000

(continuation of the "99 % Bandwidth" table from column 6 ...)

DUT Frequency (MHz)	Result
5280.000000	PASS



Measurement

Setting	Instrument Value	Target Value
Start Frequency	5.26000 GHz	5.26000 GHz
Stop Frequency	5.30000 GHz	5.30000 GHz
Span	40.000 MHz	40.000 MHz
RBW	200.000 kHz	<= 200.000 kHz
VBW	1.000 MHz	>= 600.000 kHz
SweepPoints	200	~ 200
SweepTime	1.000 ms	AUTO
Reference Level	-10.000 dBm	-10.000 dBm
Attenuation	0.000 dB	AUTO
Detector	MaxPeak	MaxPeak
SweepCount	200	200
Filter	3 dB	3 dB
Trace Mode	Max Hold	Max Hold
SweepType	Sweep	AUTO
Preamp	off	off
Stablemode	Trace	Trace
Stablevalue	0.30 dB	0.30 dB
Run	52 / max. 150	max. 150
Stable	5 / 5	5
Max Stable Difference	0.02 dB	0.30 dB

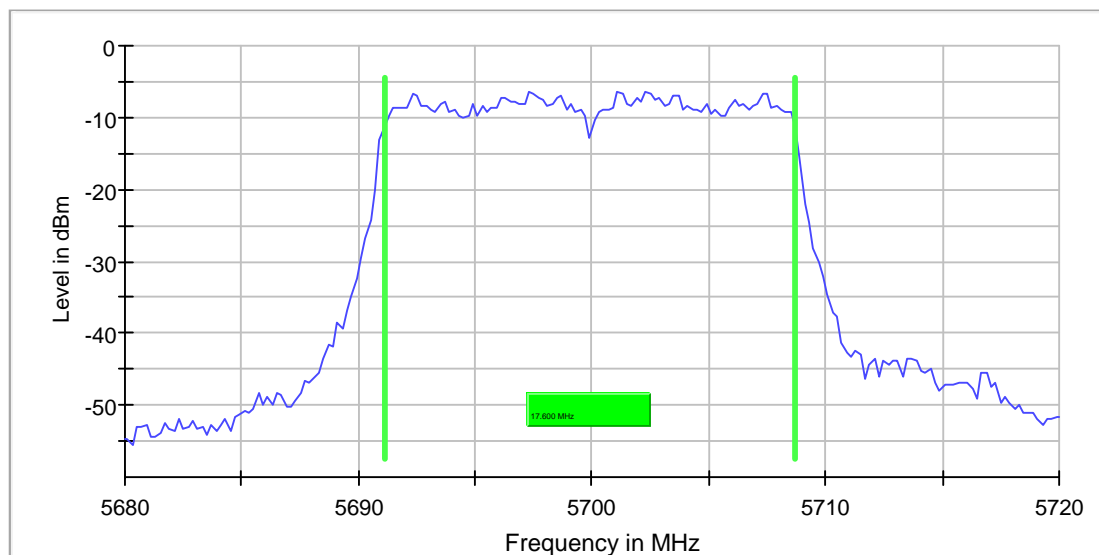
Occupied Channel Bandwidth 99% (5700 MHz; ac20-mode [VHT_MCS1] (6 dBm); 20 MHz)

99 % Bandwidth

DUT Frequency (MHz)	Bandwidth (MHz)	Limit Min (MHz)	Limit Max (MHz)	Band Edge Left (MHz)	Band Edge Right (MHz)
5700.000000	17.600000	---	---	5691.100000	5708.700000

(continuation of the "99 % Bandwidth" table from column 6 ...)

DUT Frequency (MHz)	Result
5700.000000	PASS



Measurement

Setting	Instrument Value	Target Value
Start Frequency	5.68000 GHz	5.68000 GHz
Stop Frequency	5.72000 GHz	5.72000 GHz
Span	40.000 MHz	40.000 MHz
RBW	200.000 kHz	<= 200.000 kHz
VBW	1.000 MHz	>= 600.000 kHz
SweepPoints	200	~ 200
SweepTime	1.000 ms	AUTO
Reference Level	-10.000 dBm	-10.000 dBm
Attenuation	0.000 dB	AUTO
Detector	MaxPeak	MaxPeak
SweepCount	200	200
Filter	3 dB	3 dB
Trace Mode	Max Hold	Max Hold
Sweeptype	Sweep	AUTO
Preamp	off	off
Stablemode	Trace	Trace
Stablevalue	0.30 dB	0.30 dB
Run	73 / max. 150	max. 150
Stable	5 / 5	5
Max Stable Difference	0.00 dB	0.30 dB

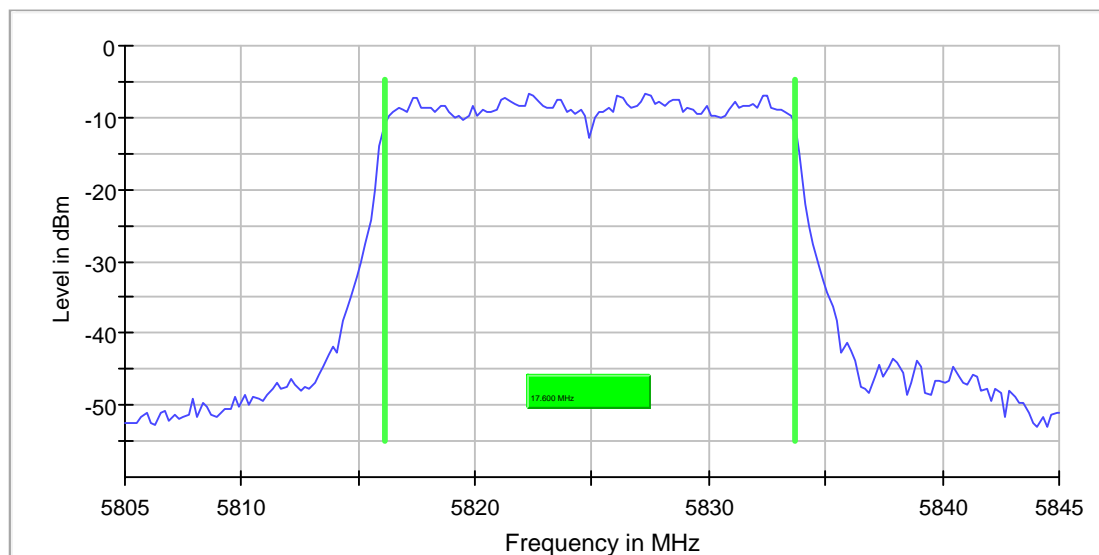
Occupied Channel Bandwidth 99% (5825 MHz; ac20-mode [VHT_MCS1] (6 dBm); 20 MHz)

99 % Bandwidth

DUT Frequency (MHz)	Bandwidth (MHz)	Limit Min (MHz)	Limit Max (MHz)	Band Edge Left (MHz)	Band Edge Right (MHz)
5825.000000	17.600000	---	---	5816.100000	5833.700000

(continuation of the "99 % Bandwidth" table from column 6 ...)

DUT Frequency (MHz)	Result
5825.000000	PASS



Measurement

Setting	Instrument Value	Target Value
Start Frequency	5.80500 GHz	5.80500 GHz
Stop Frequency	5.84500 GHz	5.84500 GHz
Span	40.000 MHz	40.000 MHz
RBW	200.000 kHz	<= 200.000 kHz
VBW	1.000 MHz	>= 600.000 kHz
SweepPoints	200	~ 200
SweepTime	1.000 ms	AUTO
Reference Level	-10.000 dBm	-10.000 dBm
Attenuation	0.000 dB	AUTO
Detector	MaxPeak	MaxPeak
SweepCount	200	200
Filter	3 dB	3 dB
Trace Mode	Max Hold	Max Hold
Sweeptype	Sweep	AUTO
Preamp	off	off
Stablemode	Trace	Trace
Stablevalue	0.30 dB	0.30 dB
Run	57 / max. 150	max. 150
Stable	5 / 5	5
Max Stable Difference	0.03 dB	0.30 dB

1.4.2. 40MHz Bandwidth

n-mode

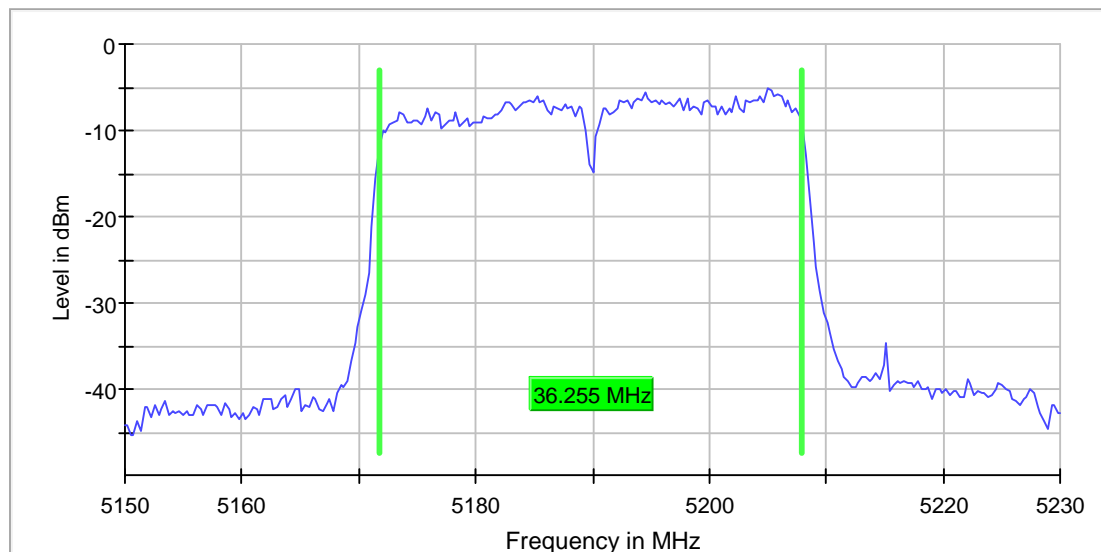
Occupied Channel Bandwidth 99% (5190 MHz; n40-mode [MCS4] (10 dBm); 40 MHz)

99 % Bandwidth

DUT Frequency (MHz)	Bandwidth (MHz)	Limit Min (MHz)	Limit Max (MHz)	Band Edge Left (MHz)	Band Edge Right (MHz)
5190.000000	36.254682	---	---	5171.722846	5207.977528

(continuation of the "99 % Bandwidth" table from column 6 ...)

DUT Frequency (MHz)	Result
5190.000000	PASS



Measurement

Setting	Instrument Value	Target Value
Start Frequency	5.15000 GHz	5.15000 GHz
Stop Frequency	5.23000 GHz	5.23000 GHz
Span	80.000 MHz	80.000 MHz
RBW	300.000 kHz	<= 400.000 kHz
VBW	1.000 MHz	>= 900.000 kHz
SweepPoints	267	~ 267
Sweeptime	1.000 ms	AUTO
Reference Level	-10.000 dBm	-10.000 dBm
Attenuation	0.000 dB	AUTO
Detector	MaxPeak	MaxPeak
SweepCount	200	200
Filter	3 dB	3 dB
Trace Mode	Max Hold	Max Hold
Sweeptype	Sweep	AUTO
Preamp	off	off
Stablemode	Trace	Trace
Stablevalue	0.30 dB	0.30 dB
Run	57 / max. 150	max. 150
Stable	5 / 5	5
Max Stable Difference	0.07 dB	0.30 dB

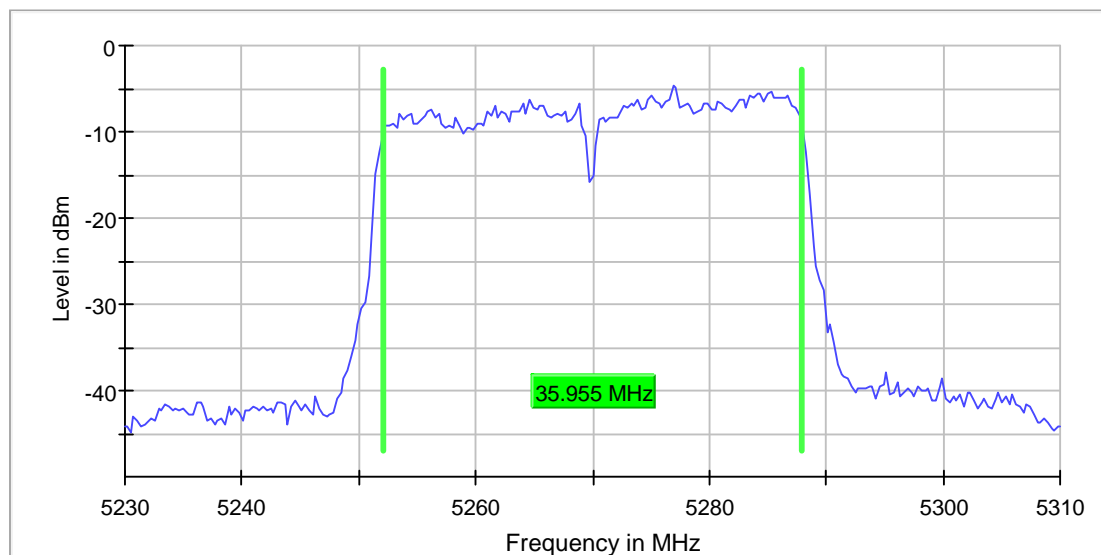
Occupied Channel Bandwidth 99% (5270 MHz; n40-mode [MCS4] (10 dBm); 40 MHz)

99 % Bandwidth

DUT Frequency (MHz)	Bandwidth (MHz)	Limit Min (MHz)	Limit Max (MHz)	Band Edge Left (MHz)	Band Edge Right (MHz)
5270.000000	35.955056	---	---	5252.022472	5287.977528

(continuation of the "99 % Bandwidth" table from column 6 ...)

DUT Frequency (MHz)	Result
5270.000000	PASS



Measurement

Setting	Instrument Value	Target Value
Start Frequency	5.23000 GHz	5.23000 GHz
Stop Frequency	5.31000 GHz	5.31000 GHz
Span	80.000 MHz	80.000 MHz
RBW	300.000 kHz	<= 400.000 kHz
VBW	1.000 MHz	>= 900.000 kHz
SweepPoints	267	~ 267
SweepTime	1.000 ms	AUTO
Reference Level	-10.000 dBm	-10.000 dBm
Attenuation	0.000 dB	AUTO
Detector	MaxPeak	MaxPeak
SweepCount	200	200
Filter	3 dB	3 dB
Trace Mode	Max Hold	Max Hold
Sweeptype	Sweep	AUTO
Preamp	off	off
Stablemode	Trace	Trace
Stablevalue	0.30 dB	0.30 dB
Run	87 / max. 150	max. 150
Stable	5 / 5	5
Max Stable Difference	0.26 dB	0.30 dB

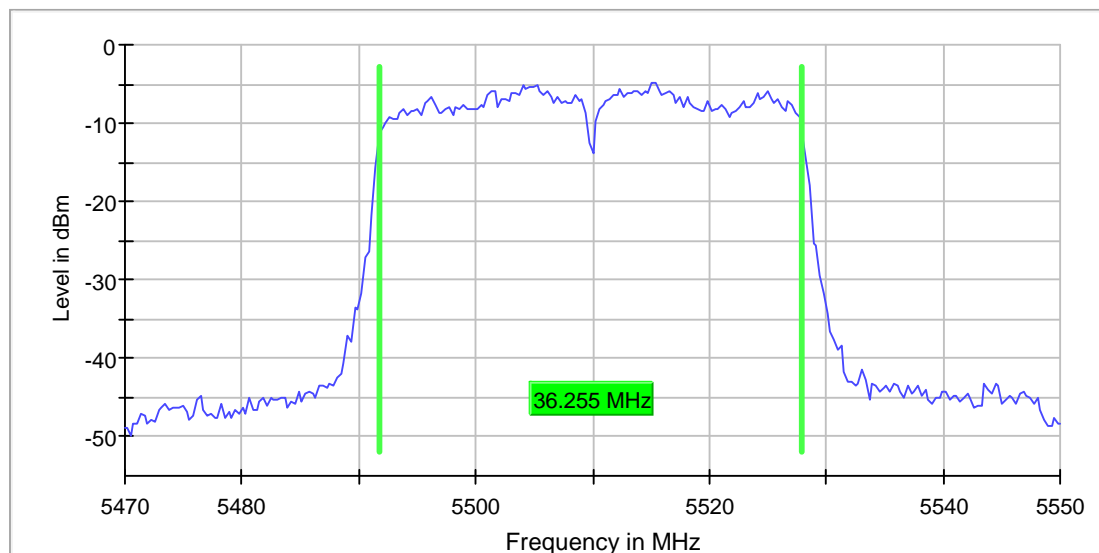
Occupied Channel Bandwidth 99% (5510 MHz; n40-mode [MCS4] (10 dBm); 40 MHz)

99 % Bandwidth

DUT Frequency (MHz)	Bandwidth (MHz)	Limit Min (MHz)	Limit Max (MHz)	Band Edge Left (MHz)	Band Edge Right (MHz)
5510.000000	36.254682	---	---	5491.722846	5527.977528

(continuation of the "99 % Bandwidth" table from column 6 ...)

DUT Frequency (MHz)	Result
5510.000000	PASS



Measurement

Setting	Instrument Value	Target Value
Start Frequency	5.47000 GHz	5.47000 GHz
Stop Frequency	5.55000 GHz	5.55000 GHz
Span	80.000 MHz	80.000 MHz
RBW	300.000 kHz	<= 400.000 kHz
VBW	1.000 MHz	>= 900.000 kHz
SweepPoints	267	~ 267
SweepTime	1.000 ms	AUTO
Reference Level	-10.000 dBm	-10.000 dBm
Attenuation	0.000 dB	AUTO
Detector	MaxPeak	MaxPeak
SweepCount	200	200
Filter	3 dB	3 dB
Trace Mode	Max Hold	Max Hold
Sweeptype	Sweep	AUTO
Preamp	off	off
Stablemode	Trace	Trace
Stablevalue	0.30 dB	0.30 dB
Run	72 / max. 150	max. 150
Stable	5 / 5	5
Max Stable Difference	0.00 dB	0.30 dB

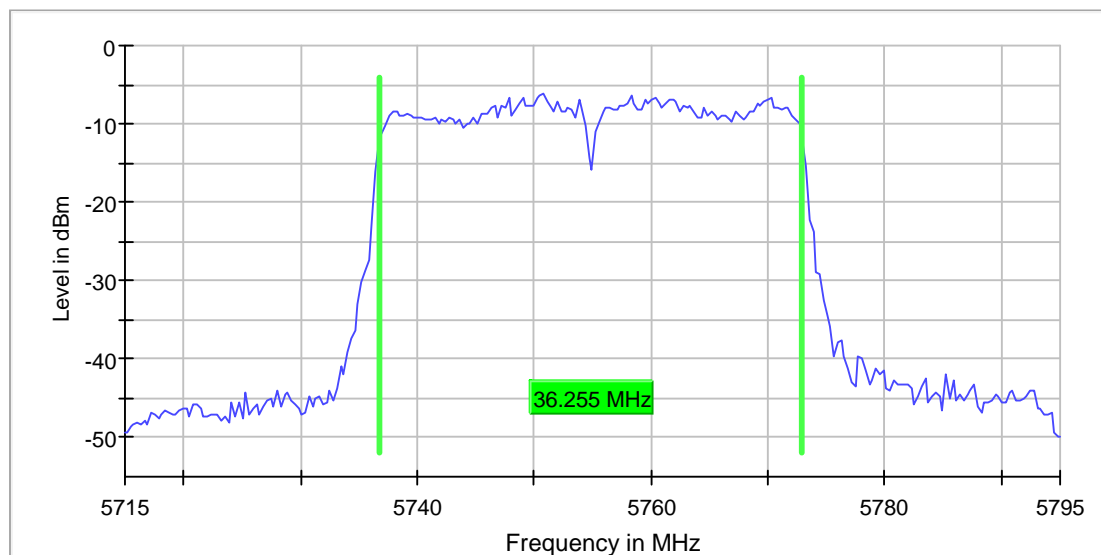
Occupied Channel Bandwidth 99% (5755 MHz; n40-mode [MCS4] (10 dBm); 40 MHz)

99 % Bandwidth

DUT Frequency (MHz)	Bandwidth (MHz)	Limit Min (MHz)	Limit Max (MHz)	Band Edge Left (MHz)	Band Edge Right (MHz)
5755.000000	36.254682	---	---	5736.722846	5772.977528

(continuation of the "99 % Bandwidth" table from column 6 ...)

DUT Frequency (MHz)	Result
5755.000000	PASS



Measurement

Setting	Instrument Value	Target Value
Start Frequency	5.71500 GHz	5.71500 GHz
Stop Frequency	5.79500 GHz	5.79500 GHz
Span	80.000 MHz	80.000 MHz
RBW	300.000 kHz	<= 400.000 kHz
VBW	1.000 MHz	>= 900.000 kHz
SweepPoints	267	~ 267
SweepTime	1.000 ms	AUTO
Reference Level	-10.000 dBm	-10.000 dBm
Attenuation	0.000 dB	AUTO
Detector	MaxPeak	MaxPeak
SweepCount	200	200
Filter	3 dB	3 dB
Trace Mode	Max Hold	Max Hold
Sweeptype	Sweep	AUTO
Preamp	off	off
Stablemode	Trace	Trace
Stablevalue	0.30 dB	0.30 dB
Run	66 / max. 150	max. 150
Stable	5 / 5	5
Max Stable Difference	0.00 dB	0.30 dB

ac-mode

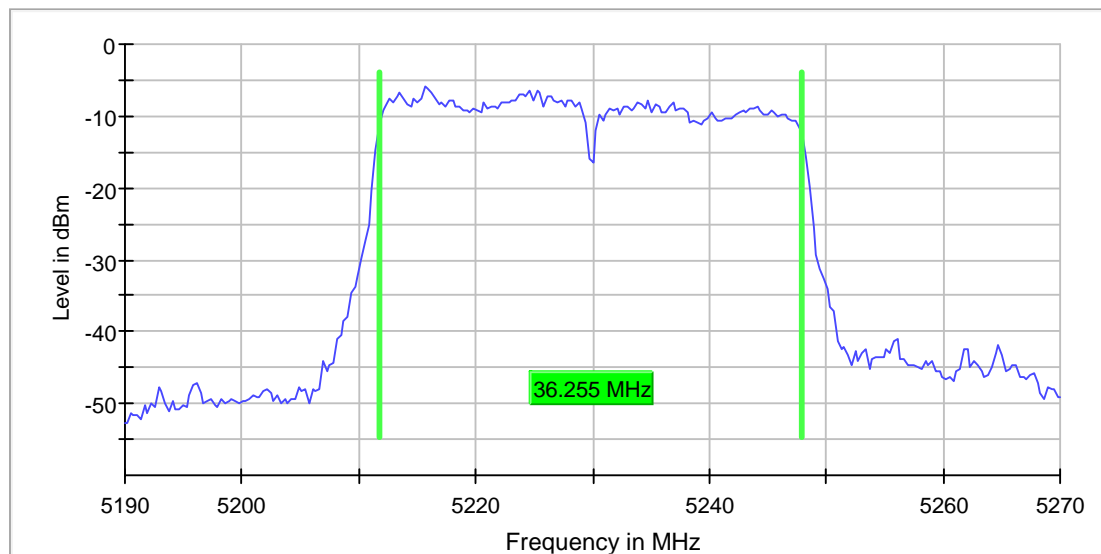
Occupied Channel Bandwidth 99% (5230 MHz; ac40-mode [VHT_MCS4] (6 dBm); 40 MHz)

99 % Bandwidth

DUT Frequency (MHz)	Bandwidth (MHz)	Limit Min (MHz)	Limit Max (MHz)	Band Edge Left (MHz)	Band Edge Right (MHz)
5230.000000	36.254682	---	---	5211.722846	5247.977528

(continuation of the "99 % Bandwidth" table from column 6 ...)

DUT Frequency (MHz)	Result
5230.000000	PASS



Measurement

Setting	Instrument Value	Target Value
Start Frequency	5.19000 GHz	5.19000 GHz
Stop Frequency	5.27000 GHz	5.27000 GHz
Span	80.000 MHz	80.000 MHz
RBW	300.000 kHz	<= 400.000 kHz
VBW	1.000 MHz	>= 900.000 kHz
SweepPoints	267	~ 267
Sweeptime	1.000 ms	AUTO
Reference Level	-10.000 dBm	-10.000 dBm
Attenuation	0.000 dB	AUTO
Detector	MaxPeak	MaxPeak
SweepCount	200	200
Filter	3 dB	3 dB
Trace Mode	Max Hold	Max Hold
Sweeptype	Sweep	AUTO
Preamp	off	off
Stablemode	Trace	Trace
Stablevalue	0.30 dB	0.30 dB
Run	108 / max. 150	max. 150
Stable	5 / 5	5
Max Stable Difference	0.16 dB	0.30 dB

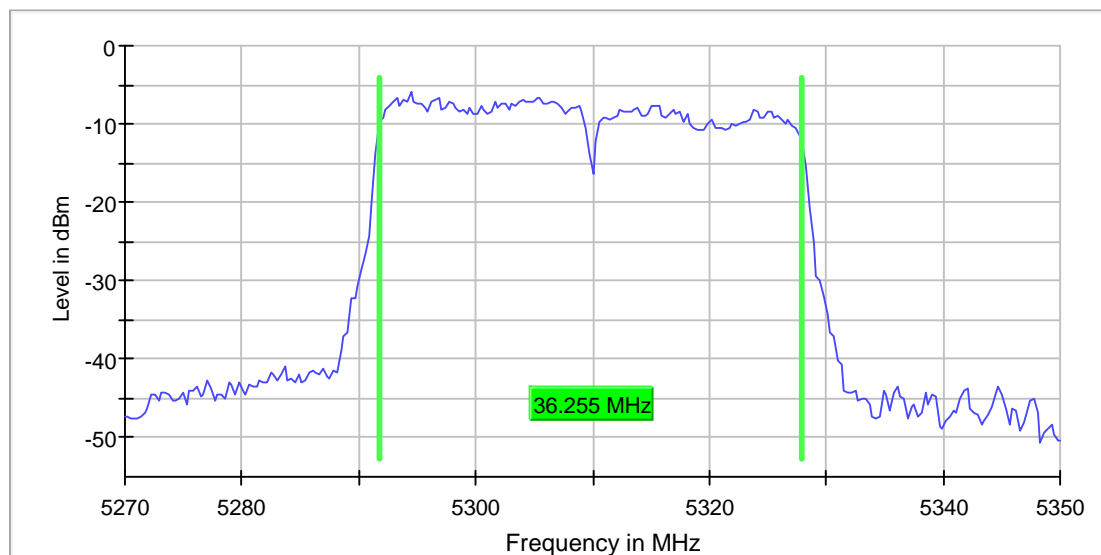
Occupied Channel Bandwidth 99% (5310 MHz; ac40-mode [VHT_MCS4] (6 dBm); 40 MHz)

99 % Bandwidth

DUT Frequency (MHz)	Bandwidth (MHz)	Limit Min (MHz)	Limit Max (MHz)	Band Edge Left (MHz)	Band Edge Right (MHz)
5310.000000	36.254682	---	---	5291.722846	5327.977528

(continuation of the "99 % Bandwidth" table from column 6 ...)

DUT Frequency (MHz)	Result
5310.000000	PASS



Measurement

Setting	Instrument Value	Target Value
Start Frequency	5.27000 GHz	5.27000 GHz
Stop Frequency	5.35000 GHz	5.35000 GHz
Span	80.000 MHz	80.000 MHz
RBW	300.000 kHz	<= 400.000 kHz
VBW	1.000 MHz	>= 900.000 kHz
SweepPoints	267	~ 267
SweepTime	1.000 ms	AUTO
Reference Level	-10.000 dBm	-10.000 dBm
Attenuation	0.000 dB	AUTO
Detector	MaxPeak	MaxPeak
SweepCount	200	200
Filter	3 dB	3 dB
Trace Mode	Max Hold	Max Hold
Sweptype	Sweep	AUTO
Preamp	off	off
Stablemode	Trace	Trace
Stablevalue	0.30 dB	0.30 dB
Run	117 / max. 150	max. 150
Stable	5 / 5	5
Max Stable Difference	0.00 dB	0.30 dB

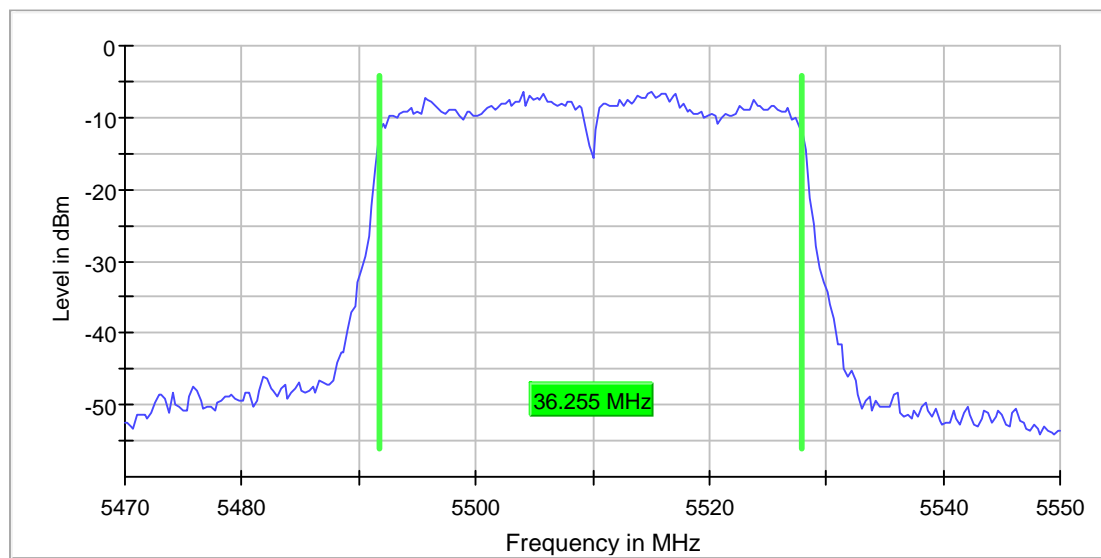
Occupied Channel Bandwidth 99% (5510 MHz; ac40-mode [VHT_MCS4] (6 dBm); 40 MHz)

99 % Bandwidth

DUT Frequency (MHz)	Bandwidth (MHz)	Limit Min (MHz)	Limit Max (MHz)	Band Edge Left (MHz)	Band Edge Right (MHz)
5510.000000	36.254682	---	---	5491.722846	5527.977528

(continuation of the "99 % Bandwidth" table from column 6 ...)

DUT Frequency (MHz)	Result
5510.000000	PASS



Measurement

Setting	Instrument Value	Target Value
Start Frequency	5.47000 GHz	5.47000 GHz
Stop Frequency	5.55000 GHz	5.55000 GHz
Span	80.000 MHz	80.000 MHz
RBW	300.000 kHz	<= 400.000 kHz
VBW	1.000 MHz	>= 900.000 kHz
SweepPoints	267	~ 267
SweepTime	1.000 ms	AUTO
Reference Level	-10.000 dBm	-10.000 dBm
Attenuation	0.000 dB	AUTO
Detector	MaxPeak	MaxPeak
SweepCount	200	200
Filter	3 dB	3 dB
Trace Mode	Max Hold	Max Hold
Sweeptype	Sweep	AUTO
Preamp	off	off
Stablemode	Trace	Trace
Stablevalue	0.30 dB	0.30 dB
Run	128 / max. 150	max. 150
Stable	5 / 5	5
Max Stable Difference	0.09 dB	0.30 dB

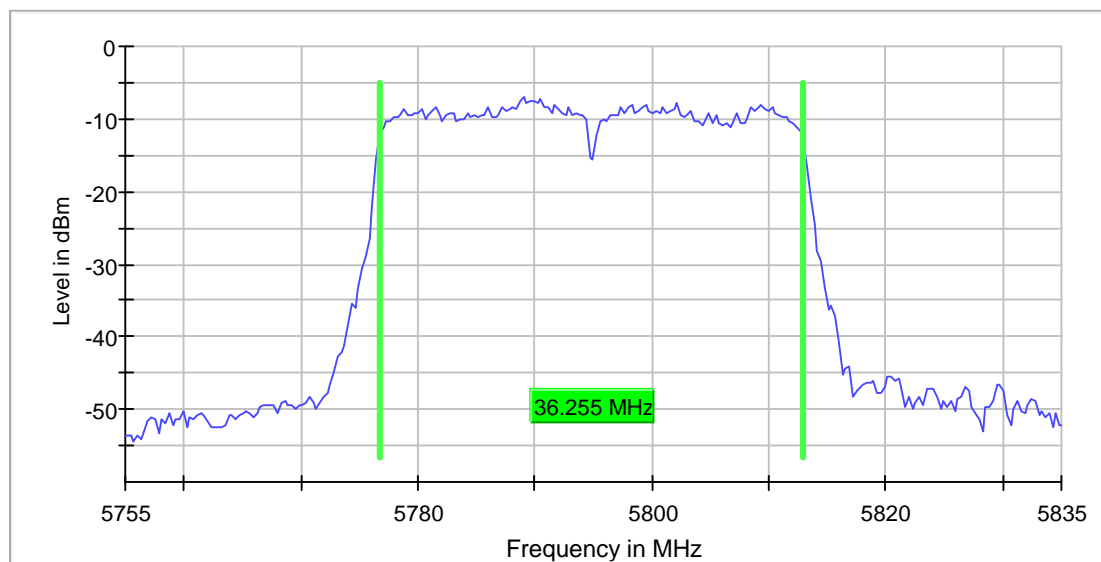
Occupied Channel Bandwidth 99% (5795 MHz; ac40-mode [VHT_MCS4] (6 dBm); 40 MHz)

99 % Bandwidth

DUT Frequency (MHz)	Bandwidth (MHz)	Limit Min (MHz)	Limit Max (MHz)	Band Edge Left (MHz)	Band Edge Right (MHz)
5795.000000	36.254682	---	---	5776.722846	5812.977528

(continuation of the "99 % Bandwidth" table from column 6 ...)

DUT Frequency (MHz)	Result
5795.000000	PASS



Measurement

Setting	Instrument Value	Target Value
Start Frequency	5.75500 GHz	5.75500 GHz
Stop Frequency	5.83500 GHz	5.83500 GHz
Span	80.000 MHz	80.000 MHz
RBW	300.000 kHz	<= 400.000 kHz
VBW	1.000 MHz	>= 900.000 kHz
SweepPoints	267	~ 267
SweepTime	1.000 ms	AUTO
Reference Level	-10.000 dBm	-10.000 dBm
Attenuation	0.000 dB	AUTO
Detector	MaxPeak	MaxPeak
SweepCount	200	200
Filter	3 dB	3 dB
Trace Mode	Max Hold	Max Hold
SweepType	Sweep	AUTO
Preamp	off	off
Stablemode	Trace	Trace
Stablevalue	0.30 dB	0.30 dB
Run	108 / max. 150	max. 150
Stable	5 / 5	5
Max Stable Difference	0.00 dB	0.30 dB

1.4.3. 80MHz Bandwidth

ac-mode

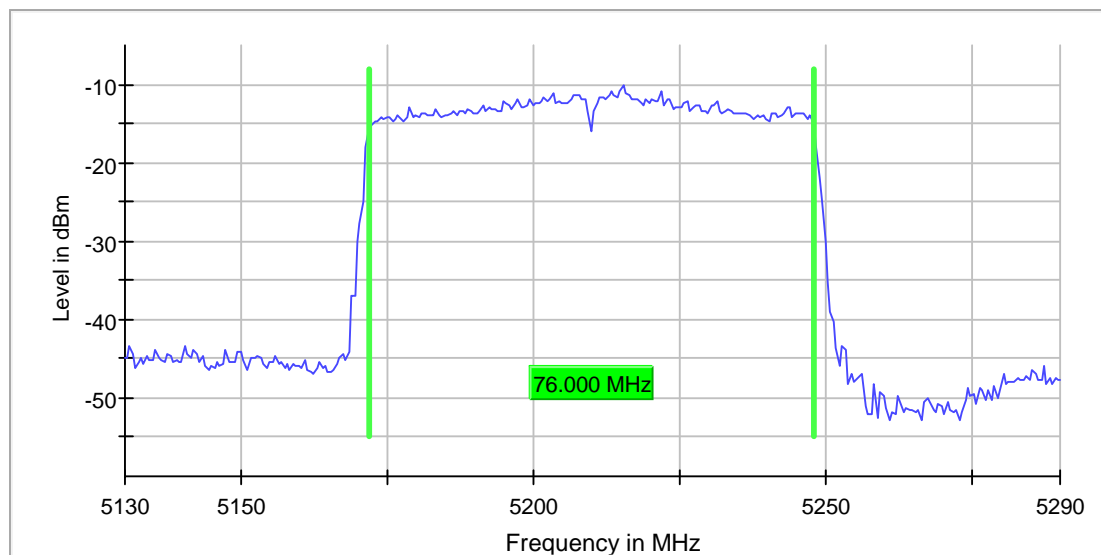
Occupied Channel Bandwidth 99% (5210 MHz; ac80-mode [VHT_MCS0] (6 dBm); 80 MHz)

99 % Bandwidth

DUT Frequency (MHz)	Bandwidth (MHz)	Limit Min (MHz)	Limit Max (MHz)	Band Edge Left (MHz)	Band Edge Right (MHz)
5210.000000	76.000000	---	---	5171.750000	5247.750000

(continuation of the "99 % Bandwidth" table from column 6 ...)

DUT Frequency (MHz)	Result
5210.000000	PASS



Measurement

Setting	Instrument Value	Target Value
Start Frequency	5.13000 GHz	5.13000 GHz
Stop Frequency	5.29000 GHz	5.29000 GHz
Span	160.000 MHz	160.000 MHz
RBW	500.000 kHz	<= 800.000 kHz
VBW	2.000 MHz	>= 1.500 MHz
SweepPoints	320	~ 320
Sweeptime	1.000 ms	AUTO
Reference Level	-10.000 dBm	-10.000 dBm
Attenuation	0.000 dB	AUTO
Detector	MaxPeak	MaxPeak
SweepCount	200	200
Filter	3 dB	3 dB
Trace Mode	Max Hold	Max Hold
SweepType	Sweep	AUTO
Preamp	off	off
Stablemode	Trace	Trace
Stablevalue	0.30 dB	0.30 dB
Run	97 / max. 150	max. 150
Stable	5 / 5	5
Max Stable Difference	0.00 dB	0.30 dB

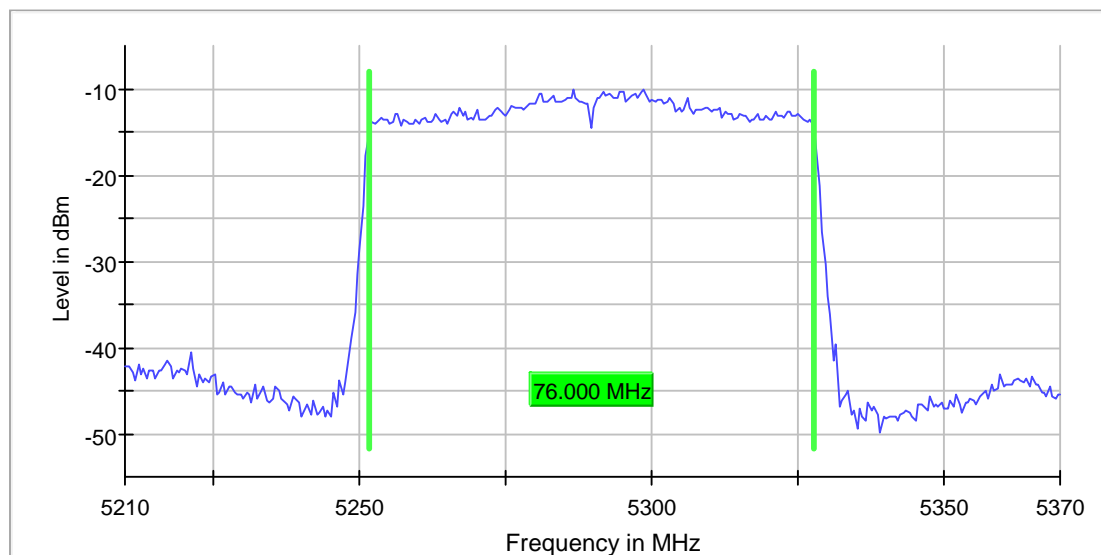
Occupied Channel Bandwidth 99% (5290 MHz; ac80-mode [VHT_MCS0] (6 dBm); 80 MHz)

99 % Bandwidth

DUT Frequency (MHz)	Bandwidth (MHz)	Limit Min (MHz)	Limit Max (MHz)	Band Edge Left (MHz)	Band Edge Right (MHz)
5290.000000	76.000000	---	---	5251.750000	5327.750000

(continuation of the "99 % Bandwidth" table from column 6 ...)

DUT Frequency (MHz)	Result
5290.000000	PASS



Measurement

Setting	Instrument Value	Target Value
Start Frequency	5.21000 GHz	5.21000 GHz
Stop Frequency	5.37000 GHz	5.37000 GHz
Span	160.000 MHz	160.000 MHz
RBW	500.000 kHz	<= 800.000 kHz
VBW	2.000 MHz	>= 1.500 MHz
SweepPoints	320	~ 320
SweepTime	1.000 ms	AUTO
Reference Level	-10.000 dBm	-10.000 dBm
Attenuation	0.000 dB	AUTO
Detector	MaxPeak	MaxPeak
SweepCount	200	200
Filter	3 dB	3 dB
Trace Mode	Max Hold	Max Hold
Sweptype	Sweep	AUTO
Preamp	off	off
Stablemode	Trace	Trace
Stablevalue	0.30 dB	0.30 dB
Run	95 / max. 150	max. 150
Stable	5 / 5	5
Max Stable Difference	0.00 dB	0.30 dB

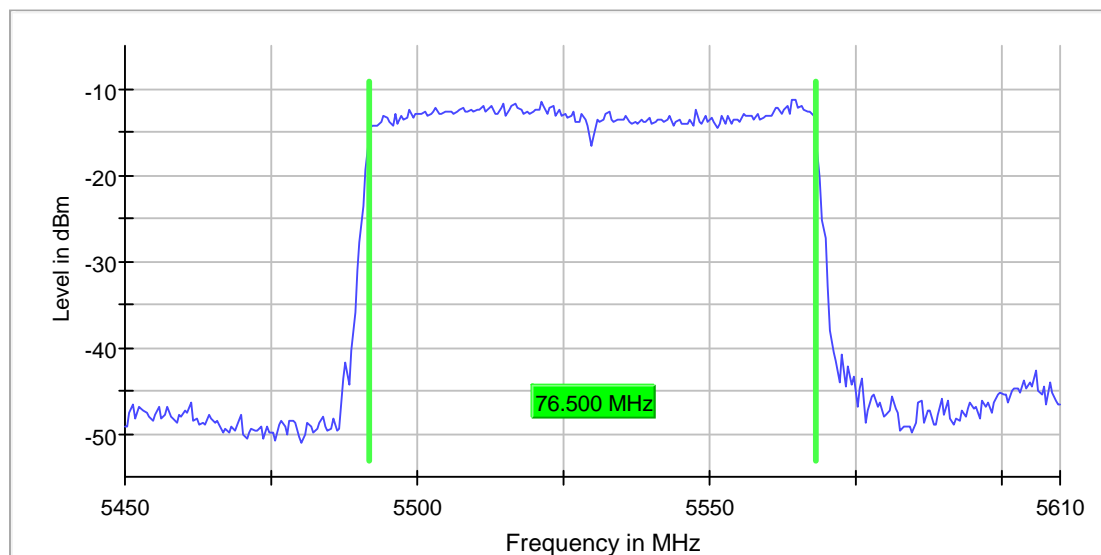
Occupied Channel Bandwidth 99% (5530 MHz; ac80-mode [VHT_MCS0] (6 dBm); 80 MHz)

99 % Bandwidth

DUT Frequency (MHz)	Bandwidth (MHz)	Limit Min (MHz)	Limit Max (MHz)	Band Edge Left (MHz)	Band Edge Right (MHz)
5530.000000	76.500000	---	---	5491.750000	5568.250000

(continuation of the "99 % Bandwidth" table from column 6 ...)

DUT Frequency (MHz)	Result
5530.000000	PASS



Measurement

Setting	Instrument Value	Target Value
Start Frequency	5.45000 GHz	5.45000 GHz
Stop Frequency	5.61000 GHz	5.61000 GHz
Span	160.000 MHz	160.000 MHz
RBW	500.000 kHz	<= 800.000 kHz
VBW	2.000 MHz	>= 1.500 MHz
SweepPoints	320	~ 320
SweepTime	1.000 ms	AUTO
Reference Level	-10.000 dBm	-10.000 dBm
Attenuation	0.000 dB	AUTO
Detector	MaxPeak	MaxPeak
SweepCount	200	200
Filter	3 dB	3 dB
Trace Mode	Max Hold	Max Hold
Sweeptype	Sweep	AUTO
Preamp	off	off
Stablemode	Trace	Trace
Stablevalue	0.30 dB	0.30 dB
Run	86 / max. 150	max. 150
Stable	5 / 5	5
Max Stable Difference	0.00 dB	0.30 dB

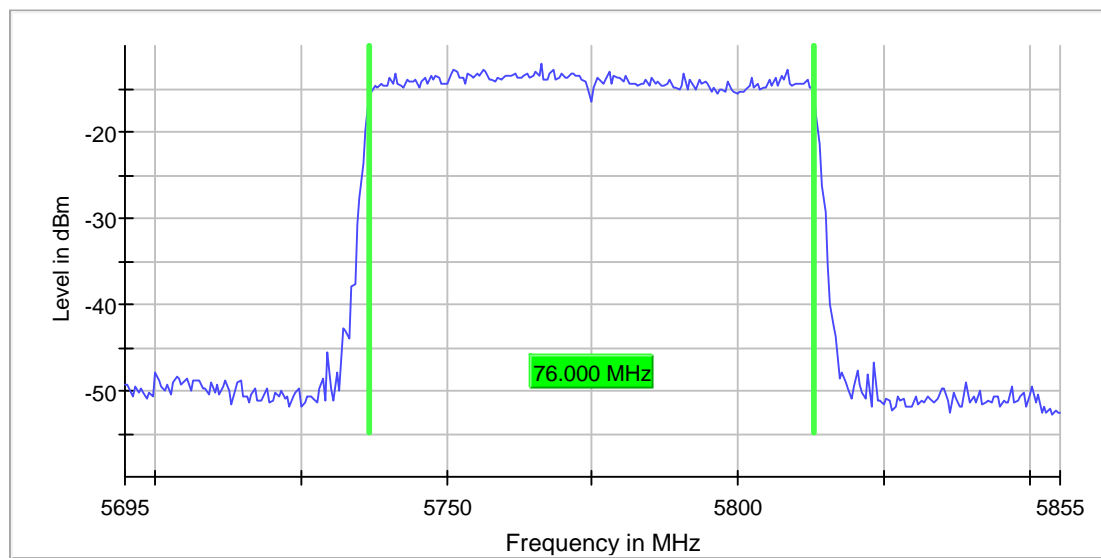
Occupied Channel Bandwidth 99% (5775 MHz; ac80-mode [VHT_MCS0] (6 dBm); 80 MHz)

99 % Bandwidth

DUT Frequency (MHz)	Bandwidth (MHz)	Limit Min (MHz)	Limit Max (MHz)	Band Edge Left (MHz)	Band Edge Right (MHz)
5775.000000	76.000000	---	---	5736.750000	5812.750000

(continuation of the "99 % Bandwidth" table from column 6 ...)

DUT Frequency (MHz)	Result
5775.000000	PASS



Measurement

Setting	Instrument Value	Target Value
Start Frequency	5.69500 GHz	5.69500 GHz
Stop Frequency	5.85500 GHz	5.85500 GHz
Span	160.000 MHz	160.000 MHz
RBW	500.000 kHz	<= 800.000 kHz
VBW	2.000 MHz	>= 1.500 MHz
SweepPoints	320	~ 320
SweepTime	1.000 ms	AUTO
Reference Level	-10.000 dBm	-10.000 dBm
Attenuation	0.000 dB	AUTO
Detector	MaxPeak	MaxPeak
SweepCount	200	200
Filter	3 dB	3 dB
Trace Mode	Max Hold	Max Hold
Sweeptype	Sweep	AUTO
Preamp	off	off
Stablemode	Trace	Trace
Stablevalue	0.30 dB	0.30 dB
Run	73 / max. 150	max. 150
Stable	5 / 5	5
Max Stable Difference	0.24 dB	0.30 dB

1.5. 26dB Bandwidth

1.5.1. 20MHz Bandwidth

a-mode

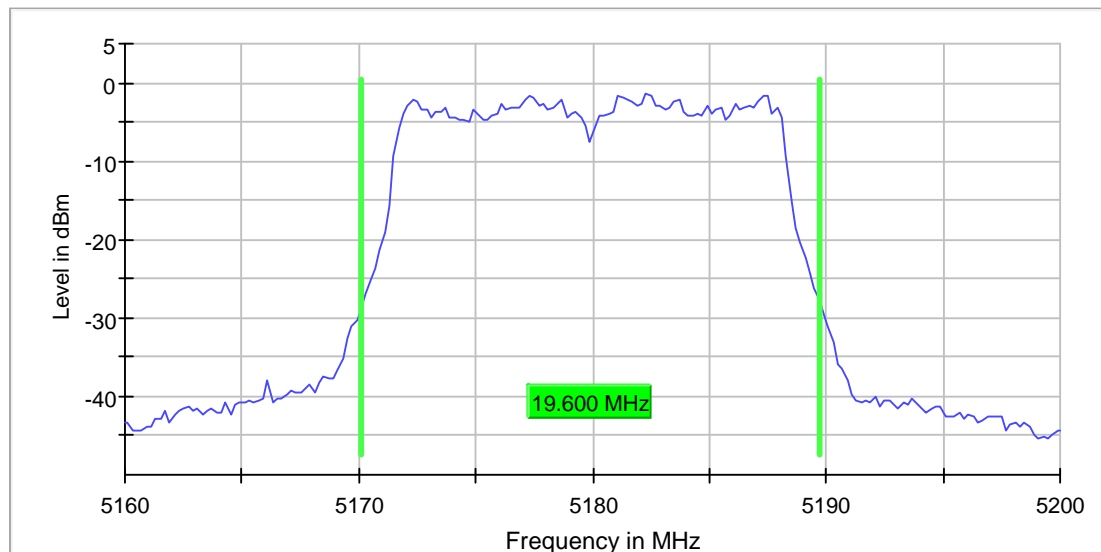
Emission Bandwidth 26 dB (5180 MHz; a-mode [18Mbit] (10 dBm); 20 MHz)

26 dB Bandwidth

DUT Frequency (MHz)	Bandwidth (MHz)	Limit Min (MHz)	Limit Max (MHz)	Band Edge Left (MHz)	Band Edge Right (MHz)
5180.000000	19.600000	---	---	5170.100000	5189.700000

(continuation of the "26 dB Bandwidth" table from column 6 ...)

DUT Frequency (MHz)	Max Level (dBm)	Result
5180.000000	-1.5	PASS



Measurement

Setting	Instrument Value	Target Value
Start Frequency	5.16000 GHz	5.16000 GHz
Stop Frequency	5.20000 GHz	5.20000 GHz
Span	40.000 MHz	40.000 MHz
RBW	200.000 kHz	~ 200.000 kHz
VBW	1.000 MHz	>= 600.000 kHz
SweepPoints	200	~ 200
SweepTime	1.000 ms	AUTO
Reference Level	0.000 dBm	-10.000 dBm
Attenuation	10.000 dB	AUTO
Detector	MaxPeak	MaxPeak
SweepCount	200	200
Filter	3 dB	3 dB
Trace Mode	Max Hold	Max Hold
Sweeptype	Sweep	AUTO
Preamp	off	off
Stablemode	Trace	Trace
Stablevalue	0.30 dB	0.30 dB
Run	35 / max. 150	max. 150
Stable	5 / 5	5
Max Stable Difference	0.06 dB	0.30 dB

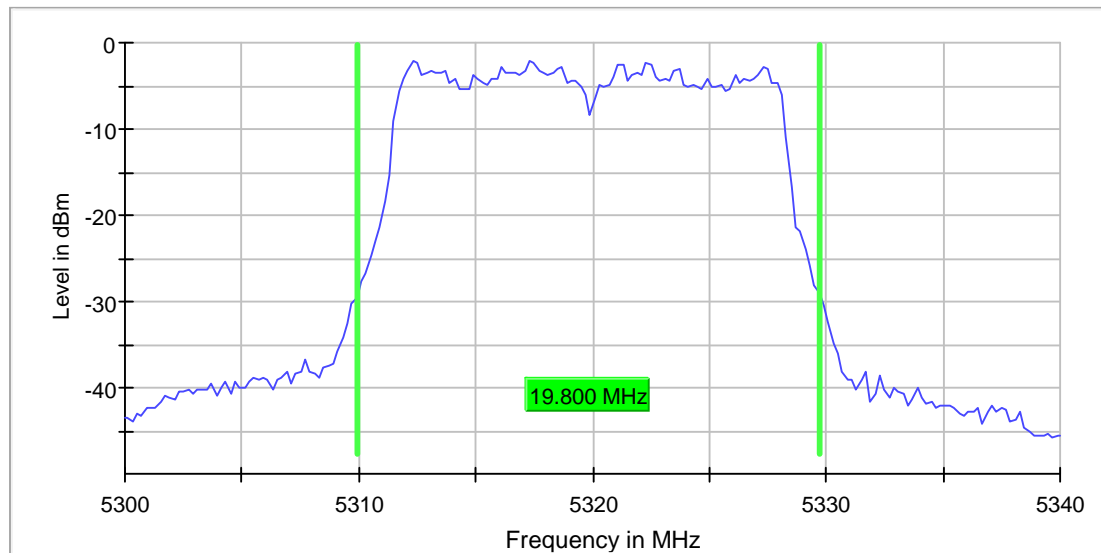
Emission Bandwidth 26 dB (5320 MHz; a-mode [18Mbit] (10 dBm); 20 MHz)

26 dB Bandwidth

DUT Frequency (MHz)	Bandwidth (MHz)	Limit Min (MHz)	Limit Max (MHz)	Band Edge Left (MHz)	Band Edge Right (MHz)
5320.000000	19.800000	---	---	5309.900000	5329.700000

(continuation of the "26 dB Bandwidth" table from column 6 ...)

DUT Frequency (MHz)	Max Level (dBm)	Result
5320.000000	-2.2	PASS



Measurement

Setting	Instrument Value	Target Value
Start Frequency	5.30000 GHz	5.30000 GHz
Stop Frequency	5.34000 GHz	5.34000 GHz
Span	40.000 MHz	40.000 MHz
RBW	200.000 kHz	~ 200.000 kHz
VBW	1.000 MHz	>= 600.000 kHz
SweepPoints	200	~ 200
SweepTime	1.000 ms	AUTO
Reference Level	0.000 dBm	0.000 dBm
Attenuation	10.000 dB	AUTO
Detector	MaxPeak	MaxPeak
SweepCount	200	200
Filter	3 dB	3 dB
Trace Mode	Max Hold	Max Hold
SweepType	Sweep	AUTO
Preamp	off	off
Stablemode	Trace	Trace
Stablevalue	0.30 dB	0.30 dB
Run	28 / max. 150	max. 150
Stable	5 / 5	5
Max Stable Difference	0.09 dB	0.30 dB

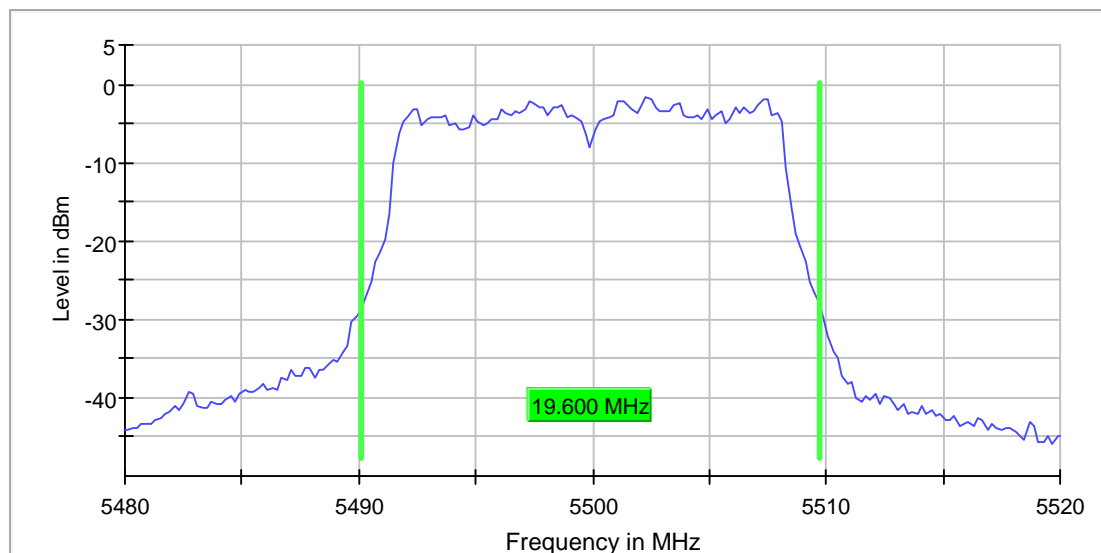
Emission Bandwidth 26 dB (5500 MHz; a-mode [18Mbit] (10 dBm); 20 MHz)

26 dB Bandwidth

DUT Frequency (MHz)	Bandwidth (MHz)	Limit Min (MHz)	Limit Max (MHz)	Band Edge Left (MHz)	Band Edge Right (MHz)
5500.000000	19.600000	---	---	5490.100000	5509.700000

(continuation of the "26 dB Bandwidth" table from column 6 ...)

DUT Frequency (MHz)	Max Level (dBm)	Result
5500.000000	-1.7	PASS



Measurement

Setting	Instrument Value	Target Value
Start Frequency	5.48000 GHz	5.48000 GHz
Stop Frequency	5.52000 GHz	5.52000 GHz
Span	40.000 MHz	40.000 MHz
RBW	200.000 kHz	~ 200.000 kHz
VBW	1.000 MHz	>= 600.000 kHz
SweepPoints	200	~ 200
SweepTime	1.000 ms	AUTO
Reference Level	0.000 dBm	0.000 dBm
Attenuation	10.000 dB	AUTO
Detector	MaxPeak	MaxPeak
SweepCount	200	200
Filter	3 dB	3 dB
Trace Mode	Max Hold	Max Hold
Sweeptype	Sweep	AUTO
Preamp	off	off
Stablemode	Trace	Trace
Stablevalue	0.30 dB	0.30 dB
Run	33 / max. 150	max. 150
Stable	5 / 5	5
Max Stable Difference	0.00 dB	0.30 dB

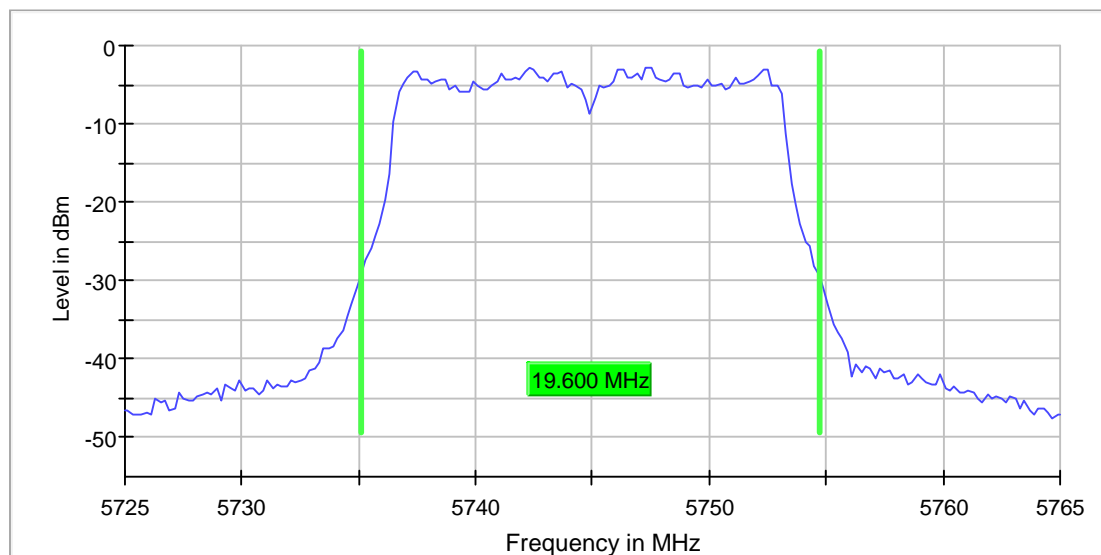
Emission Bandwidth 26 dB (5745 MHz; a-mode [18Mbit] (10 dBm); 20 MHz)

26 dB Bandwidth

DUT Frequency (MHz)	Bandwidth (MHz)	Limit Min (MHz)	Limit Max (MHz)	Band Edge Left (MHz)	Band Edge Right (MHz)
5745.000000	19.600000	---	---	5735.100000	5754.700000

(continuation of the "26 dB Bandwidth" table from column 6 ...)

DUT Frequency (MHz)	Max Level (dBm)	Result
5745.000000	-2.7	PASS



Measurement

Setting	Instrument Value	Target Value
Start Frequency	5.72500 GHz	5.72500 GHz
Stop Frequency	5.76500 GHz	5.76500 GHz
Span	40.000 MHz	40.000 MHz
RBW	200.000 kHz	~ 200.000 kHz
VBW	1.000 MHz	>= 600.000 kHz
SweepPoints	200	~ 200
SweepTime	1.000 ms	AUTO
Reference Level	0.000 dBm	0.000 dBm
Attenuation	10.000 dB	AUTO
Detector	MaxPeak	MaxPeak
SweepCount	200	200
Filter	3 dB	3 dB
Trace Mode	Max Hold	Max Hold
SweepType	Sweep	AUTO
Preamp	off	off
Stablemode	Trace	Trace
Stablevalue	0.30 dB	0.30 dB
Run	36 / max. 150	max. 150
Stable	5 / 5	5
Max Stable Difference	0.13 dB	0.30 dB

n-mode

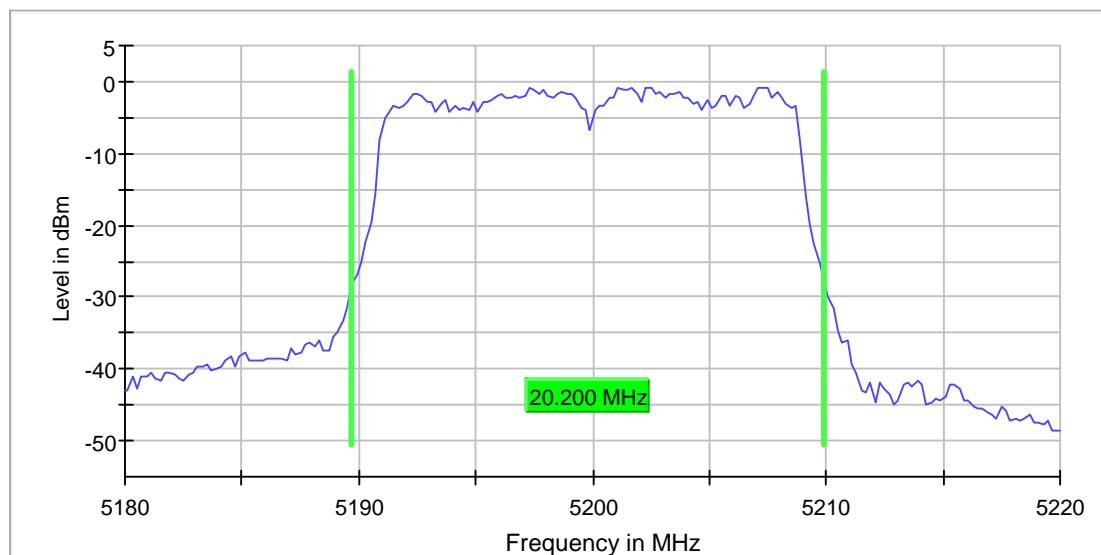
Emission Bandwidth 26 dB (5200 MHz; n20-mode [MCS7] (10 dBm); 20 MHz)

26 dB Bandwidth

DUT Frequency (MHz)	Bandwidth (MHz)	Limit Min (MHz)	Limit Max (MHz)	Band Edge Left (MHz)	Band Edge Right (MHz)
5200.000000	20.200000	---	---	5189.700000	5209.900000

(continuation of the "26 dB Bandwidth" table from column 6 ...)

DUT Frequency (MHz)	Max Level (dBm)	Result
5200.000000	-0.8	PASS



Measurement

Setting	Instrument Value	Target Value
Start Frequency	5.18000 GHz	5.18000 GHz
Stop Frequency	5.22000 GHz	5.22000 GHz
Span	40.000 MHz	40.000 MHz
RBW	200.000 kHz	~ 200.000 kHz
VBW	1.000 MHz	>= 600.000 kHz
SweepPoints	200	~ 200
SweepTime	1.000 ms	AUTO
Reference Level	0.000 dBm	-10.000 dBm
Attenuation	10.000 dB	AUTO
Detector	MaxPeak	MaxPeak
SweepCount	200	200
Filter	3 dB	3 dB
Trace Mode	Max Hold	Max Hold
SweepType	Sweep	AUTO
Preamp	off	off
Stablemode	Trace	Trace
Stablevalue	0.30 dB	0.30 dB
Run	95 / max. 150	max. 150
Stable	5 / 5	5
Max Stable Difference	0.00 dB	0.30 dB

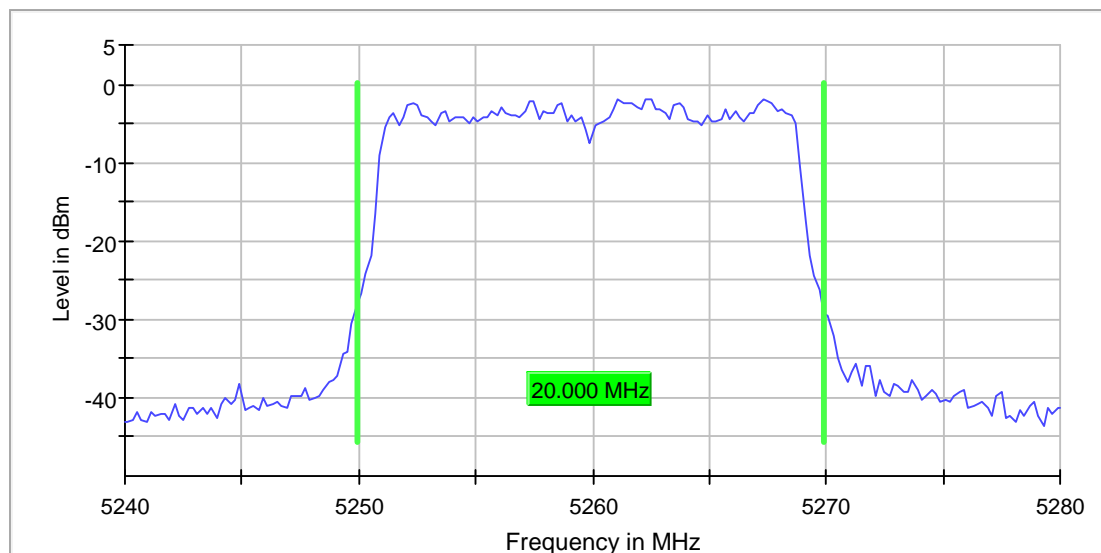
Emission Bandwidth 26 dB (5260 MHz; n20-mode [MCS7] (10 dBm); 20 MHz)

26 dB Bandwidth

DUT Frequency (MHz)	Bandwidth (MHz)	Limit Min (MHz)	Limit Max (MHz)	Band Edge Left (MHz)	Band Edge Right (MHz)
5260.000000	20.000000	---	---	5249.900000	5269.900000

(continuation of the "26 dB Bandwidth" table from column 6 ...)

DUT Frequency (MHz)	Max Level (dBm)	Result
5260.000000	-1.9	PASS



Measurement

Setting	Instrument Value	Target Value
Start Frequency	5.24000 GHz	5.24000 GHz
Stop Frequency	5.28000 GHz	5.28000 GHz
Span	40.000 MHz	40.000 MHz
RBW	200.000 kHz	~ 200.000 kHz
VBW	1.000 MHz	>= 600.000 kHz
SweepPoints	200	~ 200
SweepTime	1.000 ms	AUTO
Reference Level	0.000 dBm	0.000 dBm
Attenuation	10.000 dB	AUTO
Detector	MaxPeak	MaxPeak
SweepCount	200	200
Filter	3 dB	3 dB
Trace Mode	Max Hold	Max Hold
Sweeptype	Sweep	AUTO
Preamp	off	off
Stablemode	Trace	Trace
Stablevalue	0.30 dB	0.30 dB
Run	58 / max. 150	max. 150
Stable	5 / 5	5
Max Stable Difference	0.00 dB	0.30 dB

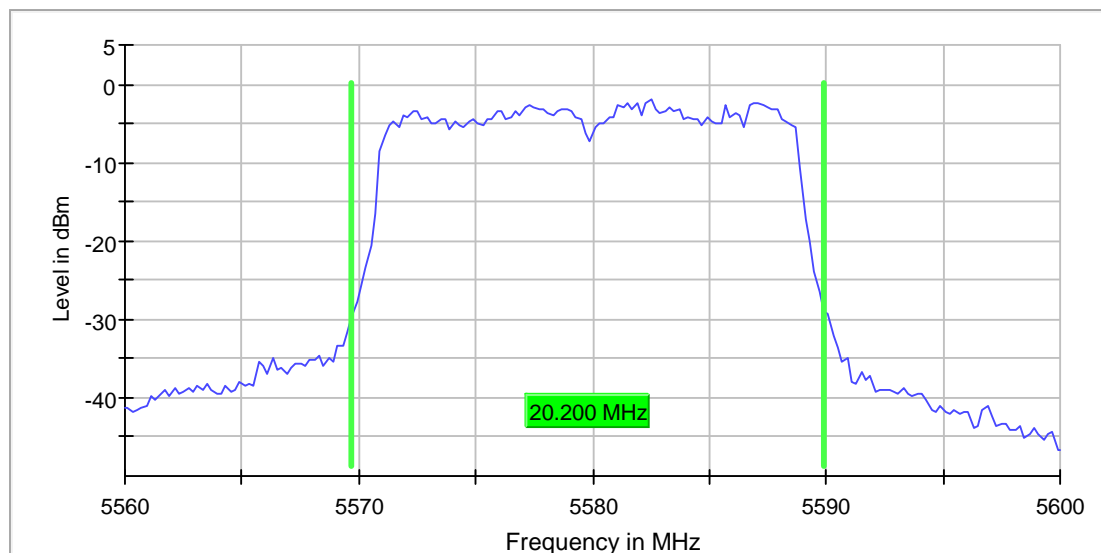
Emission Bandwidth 26 dB (5580 MHz; n20-mode [MCS7] (10 dBm); 20 MHz)

26 dB Bandwidth

DUT Frequency (MHz)	Bandwidth (MHz)	Limit Min (MHz)	Limit Max (MHz)	Band Edge Left (MHz)	Band Edge Right (MHz)
5580.000000	20.200000	---	---	5569.700000	5589.900000

(continuation of the "26 dB Bandwidth" table from column 6 ...)

DUT Frequency (MHz)	Max Level (dBm)	Result
5580.000000	-1.8	PASS



Measurement

Setting	Instrument Value	Target Value
Start Frequency	5.56000 GHz	5.56000 GHz
Stop Frequency	5.60000 GHz	5.60000 GHz
Span	40.000 MHz	40.000 MHz
RBW	200.000 kHz	~ 200.000 kHz
VBW	1.000 MHz	>= 600.000 kHz
SweepPoints	200	~ 200
SweepTime	1.000 ms	AUTO
Reference Level	0.000 dBm	0.000 dBm
Attenuation	10.000 dB	AUTO
Detector	MaxPeak	MaxPeak
SweepCount	200	200
Filter	3 dB	3 dB
Trace Mode	Max Hold	Max Hold
Sweeptype	Sweep	AUTO
Preamp	off	off
Stablemode	Trace	Trace
Stablevalue	0.30 dB	0.30 dB
Run	110 / max. 150	max. 150
Stable	5 / 5	5
Max Stable Difference	0.01 dB	0.30 dB

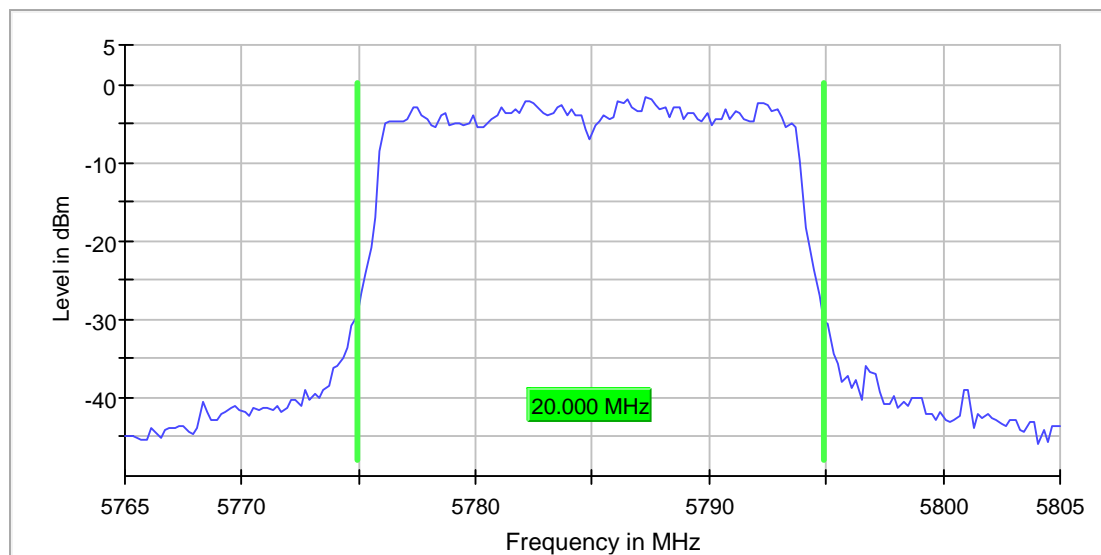
Emission Bandwidth 26 dB (5785 MHz; n20-mode [MCS7] (10 dBm); 20 MHz)

26 dB Bandwidth

DUT Frequency (MHz)	Bandwidth (MHz)	Limit Min (MHz)	Limit Max (MHz)	Band Edge Left (MHz)	Band Edge Right (MHz)
5785.000000	20.000000	---	---	5774.900000	5794.900000

(continuation of the "26 dB Bandwidth" table from column 6 ...)

DUT Frequency (MHz)	Max Level (dBm)	Result
5785.000000	-1.8	PASS



Measurement

Setting	Instrument Value	Target Value
Start Frequency	5.76500 GHz	5.76500 GHz
Stop Frequency	5.80500 GHz	5.80500 GHz
Span	40.000 MHz	40.000 MHz
RBW	200.000 kHz	~ 200.000 kHz
VBW	1.000 MHz	>= 600.000 kHz
SweepPoints	200	~ 200
SweepTime	1.000 ms	AUTO
Reference Level	0.000 dBm	0.000 dBm
Attenuation	10.000 dB	AUTO
Detector	MaxPeak	MaxPeak
SweepCount	200	200
Filter	3 dB	3 dB
Trace Mode	Max Hold	Max Hold
Sweeptype	Sweep	AUTO
Preamp	off	off
Stablemode	Trace	Trace
Stablevalue	0.30 dB	0.30 dB
Run	58 / max. 150	max. 150
Stable	5 / 5	5
Max Stable Difference	0.05 dB	0.30 dB

ac-mode

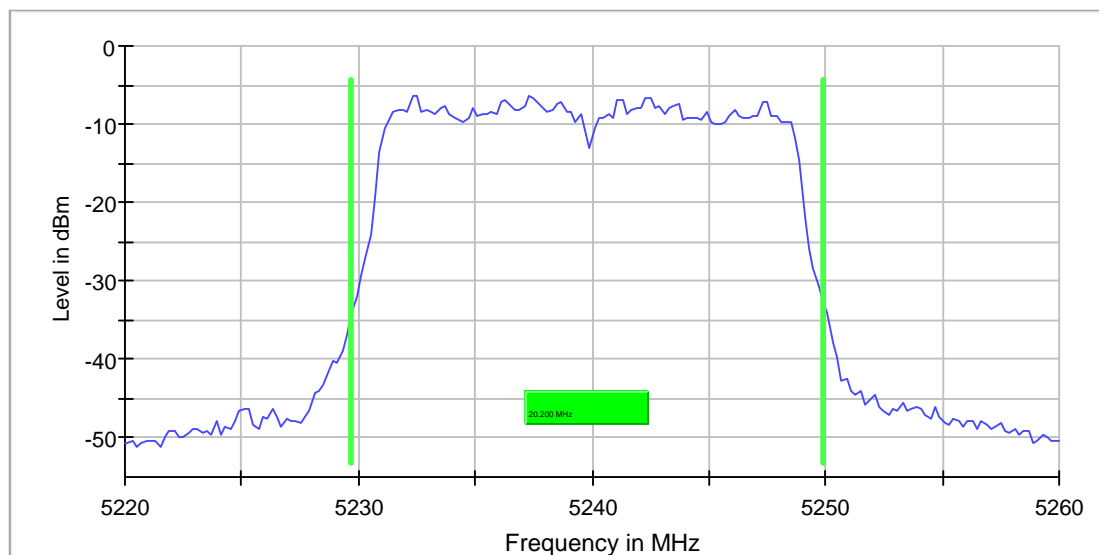
Emission Bandwidth 26 dB (5240 MHz; ac20-mode [VHT_MCS1] (6 dBm); 20 MHz)

26 dB Bandwidth

DUT Frequency (MHz)	Bandwidth (MHz)	Limit Min (MHz)	Limit Max (MHz)	Band Edge Left (MHz)	Band Edge Right (MHz)
5240.000000	20.200000	---	---	5229.700000	5249.900000

(continuation of the "26 dB Bandwidth" table from column 6 ...)

DUT Frequency (MHz)	Max Level (dBm)	Result
5240.000000	-6.4	PASS



Measurement

Setting	Instrument Value	Target Value
Start Frequency	5.22000 GHz	5.22000 GHz
Stop Frequency	5.26000 GHz	5.26000 GHz
Span	40.000 MHz	40.000 MHz
RBW	200.000 kHz	~ 200.000 kHz
VBW	1.000 MHz	>= 600.000 kHz
SweepPoints	200	~ 200
SweepTime	1.000 ms	AUTO
Reference Level	-10.000 dBm	-10.000 dBm
Attenuation	0.000 dB	AUTO
Detector	MaxPeak	MaxPeak
SweepCount	200	200
Filter	3 dB	3 dB
Trace Mode	Max Hold	Max Hold
SweepType	Sweep	AUTO
Preamp	off	off
Stablemode	Trace	Trace
Stablevalue	0.30 dB	0.30 dB
Run	48 / max. 150	max. 150
Stable	5 / 5	5
Max Stable Difference	0.00 dB	0.30 dB

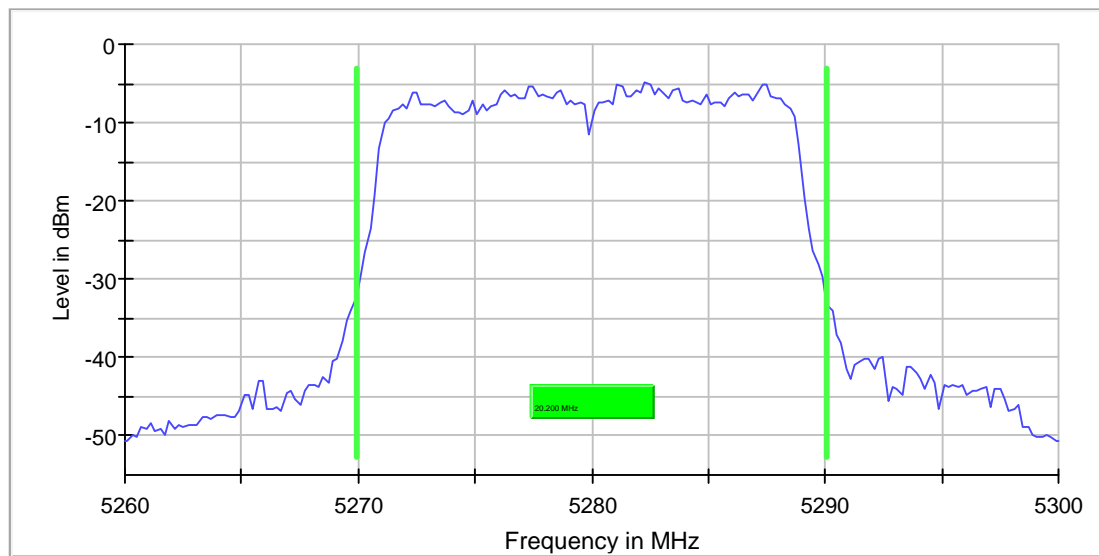
Emission Bandwidth 26 dB (5280 MHz; ac20-mode [VHT_MCS1] (6 dBm); 20 MHz)

26 dB Bandwidth

DUT Frequency (MHz)	Bandwidth (MHz)	Limit Min (MHz)	Limit Max (MHz)	Band Edge Left (MHz)	Band Edge Right (MHz)
5280.000000	20.200000	---	---	5269.900000	5290.100000

(continuation of the "26 dB Bandwidth" table from column 6 ...)

DUT Frequency (MHz)	Max Level (dBm)	Result
5280.000000	-4.9	PASS



Measurement

Setting	Instrument Value	Target Value
Start Frequency	5.26000 GHz	5.26000 GHz
Stop Frequency	5.30000 GHz	5.30000 GHz
Span	40.000 MHz	40.000 MHz
RBW	200.000 kHz	~ 200.000 kHz
VBW	1.000 MHz	>= 600.000 kHz
SweepPoints	200	~ 200
SweepTime	1.000 ms	AUTO
Reference Level	-10.000 dBm	-10.000 dBm
Attenuation	0.000 dB	AUTO
Detector	MaxPeak	MaxPeak
SweepCount	200	200
Filter	3 dB	3 dB
Trace Mode	Max Hold	Max Hold
Sweeptype	Sweep	AUTO
Preamp	off	off
Stablemode	Trace	Trace
Stablevalue	0.30 dB	0.30 dB
Run	65 / max. 150	max. 150
Stable	5 / 5	5
Max Stable Difference	0.00 dB	0.30 dB

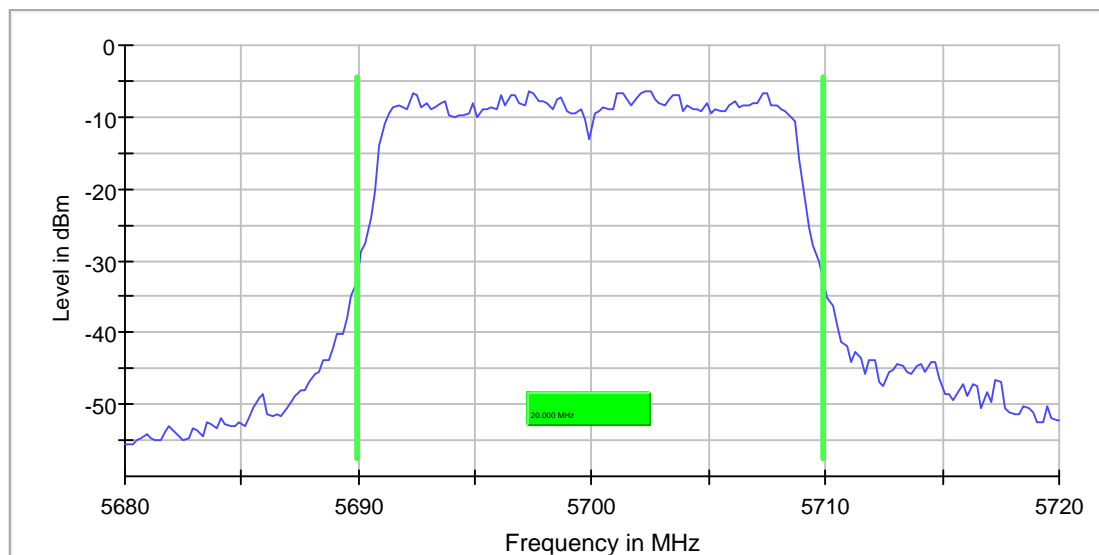
Emission Bandwidth 26 dB (5700 MHz; ac20-mode [VHT_MCS1] (6 dBm); 20 MHz)

26 dB Bandwidth

DUT Frequency (MHz)	Bandwidth (MHz)	Limit Min (MHz)	Limit Max (MHz)	Band Edge Left (MHz)	Band Edge Right (MHz)
5700.000000	20.000000	---	---	5689.900000	5709.900000

(continuation of the "26 dB Bandwidth" table from column 6 ...)

DUT Frequency (MHz)	Max Level (dBm)	Result
5700.000000	-6.3	PASS



Measurement

Setting	Instrument Value	Target Value
Start Frequency	5.68000 GHz	5.68000 GHz
Stop Frequency	5.72000 GHz	5.72000 GHz
Span	40.000 MHz	40.000 MHz
RBW	200.000 kHz	~ 200.000 kHz
VBW	1.000 MHz	>= 600.000 kHz
SweepPoints	200	~ 200
SweepTime	1.000 ms	AUTO
Reference Level	-10.000 dBm	-10.000 dBm
Attenuation	0.000 dB	AUTO
Detector	MaxPeak	MaxPeak
SweepCount	200	200
Filter	3 dB	3 dB
Trace Mode	Max Hold	Max Hold
Sweeptype	Sweep	AUTO
Preamp	off	off
Stablemode	Trace	Trace
Stablevalue	0.30 dB	0.30 dB
Run	32 / max. 150	max. 150
Stable	5 / 5	5
Max Stable Difference	0.00 dB	0.30 dB

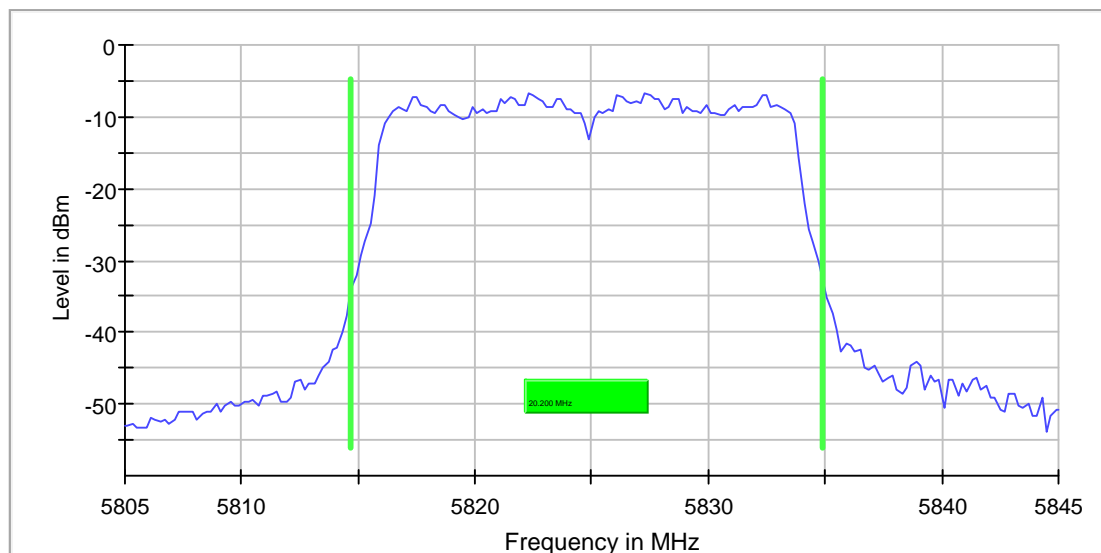
Emission Bandwidth 26 dB (5825 MHz; ac20-mode [VHT_MCS1] (6 dBm); 20 MHz)

26 dB Bandwidth

DUT Frequency (MHz)	Bandwidth (MHz)	Limit Min (MHz)	Limit Max (MHz)	Band Edge Left (MHz)	Band Edge Right (MHz)
5825.000000	20.200000	---	---	5814.700000	5834.900000

(continuation of the "26 dB Bandwidth" table from column 6 ...)

DUT Frequency (MHz)	Max Level (dBm)	Result
5825.000000	-6.7	PASS



Measurement

Setting	Instrument Value	Target Value
Start Frequency	5.80500 GHz	5.80500 GHz
Stop Frequency	5.84500 GHz	5.84500 GHz
Span	40.000 MHz	40.000 MHz
RBW	200.000 kHz	~ 200.000 kHz
VBW	1.000 MHz	>= 600.000 kHz
SweepPoints	200	~ 200
SweepTime	1.000 ms	AUTO
Reference Level	-10.000 dBm	-10.000 dBm
Attenuation	0.000 dB	AUTO
Detector	MaxPeak	MaxPeak
SweepCount	200	200
Filter	3 dB	3 dB
Trace Mode	Max Hold	Max Hold
Sweeptype	Sweep	AUTO
Preamp	off	off
Stablemode	Trace	Trace
Stablevalue	0.30 dB	0.30 dB
Run	47 / max. 150	max. 150
Stable	5 / 5	5
Max Stable Difference	0.10 dB	0.30 dB

1.5.2. 40MHz Bandwidth

n-mode

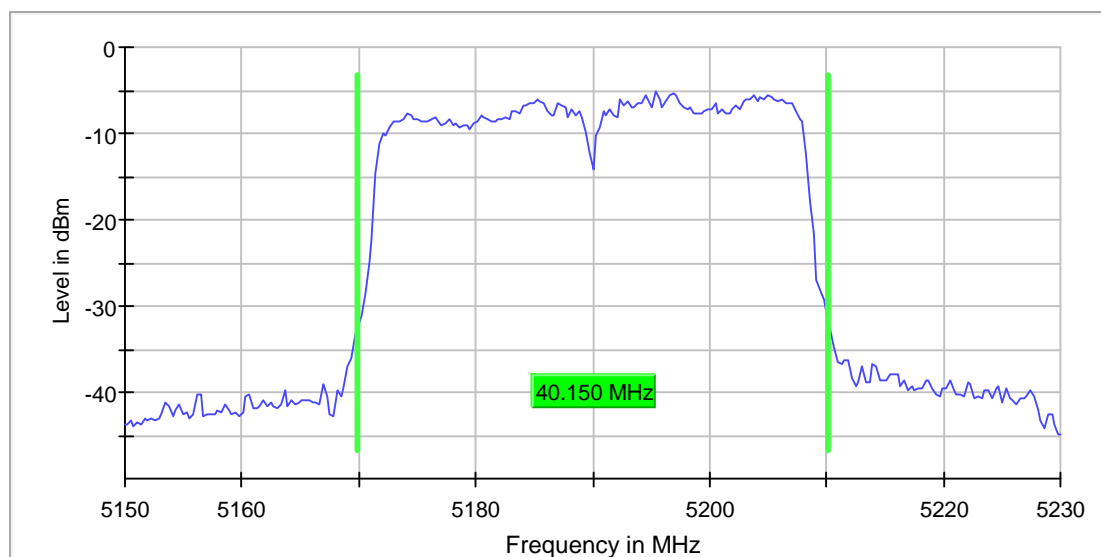
Emission Bandwidth 26 dB (5190 MHz; n40-mode [MCS4] (10 dBm); 40 MHz)

26 dB Bandwidth

DUT Frequency (MHz)	Bandwidth (MHz)	Limit Min (MHz)	Limit Max (MHz)	Band Edge Left (MHz)	Band Edge Right (MHz)
5190.000000	40.149812	---	---	5169.925094	5210.074906

(continuation of the "26 dB Bandwidth" table from column 6 ...)

DUT Frequency (MHz)	Max Level (dBm)	Result
5190.000000	-5.1	PASS



Measurement

Setting	Instrument Value	Target Value
Start Frequency	5.15000 GHz	5.15000 GHz
Stop Frequency	5.23000 GHz	5.23000 GHz
Span	80.000 MHz	80.000 MHz
RBW	300.000 kHz	~ 400.000 kHz
VBW	1.000 MHz	>= 900.000 kHz
SweepPoints	267	~ 267
SweepTime	1.000 ms	AUTO
Reference Level	-10.000 dBm	-10.000 dBm
Attenuation	0.000 dB	AUTO
Detector	MaxPeak	MaxPeak
SweepCount	200	200
Filter	3 dB	3 dB
Trace Mode	Max Hold	Max Hold
SweepType	Sweep	AUTO
Preamp	off	off
Stablemode	Trace	Trace
Stablevalue	0.30 dB	0.30 dB
Run	94 / max. 150	max. 150
Stable	5 / 5	5
Max Stable Difference	0.00 dB	0.30 dB

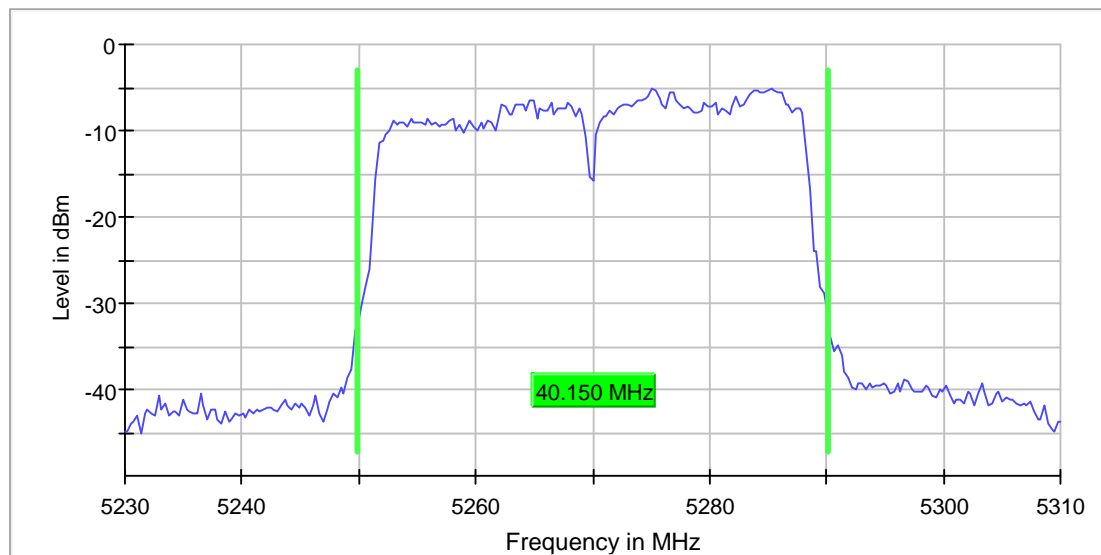
Emission Bandwidth 26 dB (5270 MHz; n40-mode [MCS4] (10 dBm); 40 MHz)

26 dB Bandwidth

DUT Frequency (MHz)	Bandwidth (MHz)	Limit Min (MHz)	Limit Max (MHz)	Band Edge Left (MHz)	Band Edge Right (MHz)
5270.000000	40.149812	---	---	5249.925094	5290.074906

(continuation of the "26 dB Bandwidth" table from column 6 ...)

DUT Frequency (MHz)	Max Level (dBm)	Result
5270.000000	-5.1	PASS



Measurement

Setting	Instrument Value	Target Value
Start Frequency	5.23000 GHz	5.23000 GHz
Stop Frequency	5.31000 GHz	5.31000 GHz
Span	80.000 MHz	80.000 MHz
RBW	300.000 kHz	~ 400.000 kHz
VBW	1.000 MHz	>= 900.000 kHz
SweepPoints	267	~ 267
SweepTime	1.000 ms	AUTO
Reference Level	-10.000 dBm	-10.000 dBm
Attenuation	0.000 dB	AUTO
Detector	MaxPeak	MaxPeak
SweepCount	200	200
Filter	3 dB	3 dB
Trace Mode	Max Hold	Max Hold
SweepType	Sweep	AUTO
Preamp	off	off
Stablemode	Trace	Trace
Stablevalue	0.30 dB	0.30 dB
Run	81 / max. 150	max. 150
Stable	5 / 5	5
Max Stable Difference	0.00 dB	0.30 dB

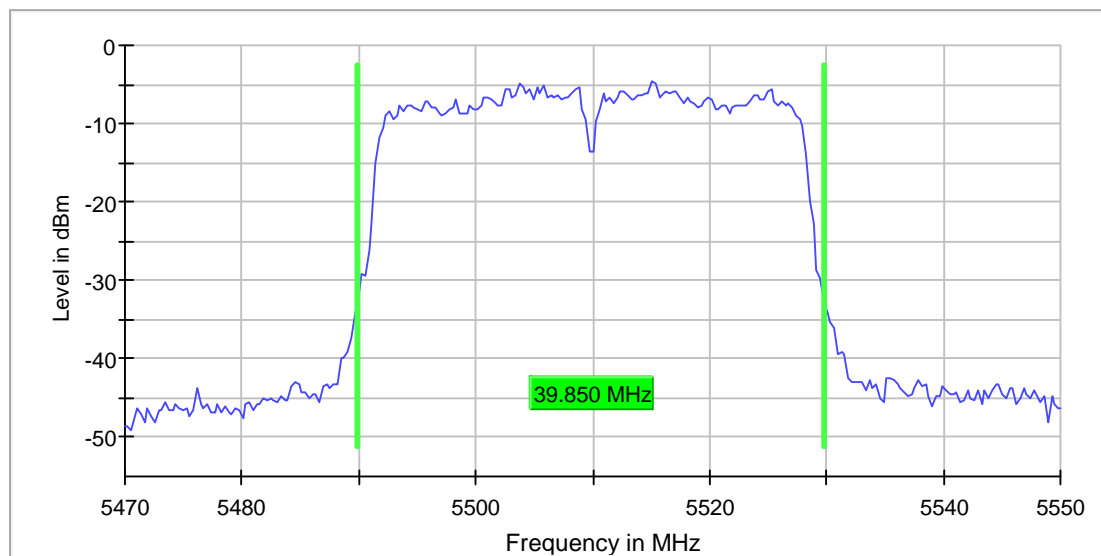
Emission Bandwidth 26 dB (5510 MHz; n40-mode [MCS4] (10 dBm); 40 MHz)

26 dB Bandwidth

DUT Frequency (MHz)	Bandwidth (MHz)	Limit Min (MHz)	Limit Max (MHz)	Band Edge Left (MHz)	Band Edge Right (MHz)
5510.000000	39.850187	---	---	5489.925094	5529.775281

(continuation of the "26 dB Bandwidth" table from column 6 ...)

DUT Frequency (MHz)	Max Level (dBm)	Result
5510.000000	-4.6	PASS



Measurement

Setting	Instrument Value	Target Value
Start Frequency	5.47000 GHz	5.47000 GHz
Stop Frequency	5.55000 GHz	5.55000 GHz
Span	80.000 MHz	80.000 MHz
RBW	300.000 kHz	~ 400.000 kHz
VBW	1.000 MHz	>= 900.000 kHz
SweepPoints	267	~ 267
SweepTime	1.000 ms	AUTO
Reference Level	-10.000 dBm	-10.000 dBm
Attenuation	0.000 dB	AUTO
Detector	MaxPeak	MaxPeak
SweepCount	200	200
Filter	3 dB	3 dB
Trace Mode	Max Hold	Max Hold
SweepType	Sweep	AUTO
Preamp	off	off
Stablemode	Trace	Trace
Stablevalue	0.30 dB	0.30 dB
Run	94 / max. 150	max. 150
Stable	5 / 5	5
Max Stable Difference	0.00 dB	0.30 dB

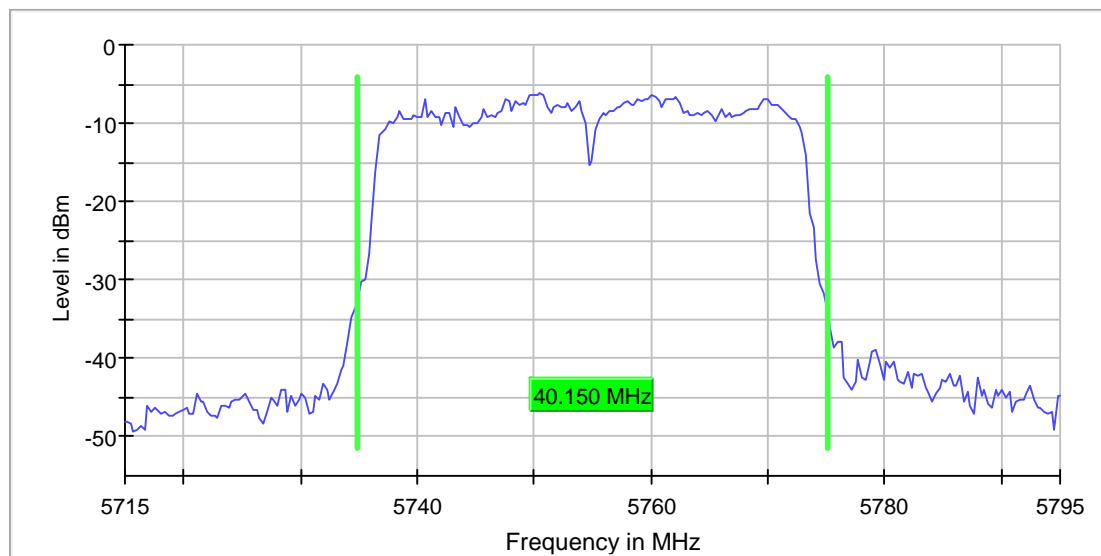
Emission Bandwidth 26 dB (5755 MHz; n40-mode [MCS4] (10 dBm); 40 MHz)

26 dB Bandwidth

DUT Frequency (MHz)	Bandwidth (MHz)	Limit Min (MHz)	Limit Max (MHz)	Band Edge Left (MHz)	Band Edge Right (MHz)
5755.000000	40.149812	---	---	5734.925094	5775.074906

(continuation of the "26 dB Bandwidth" table from column 6 ...)

DUT Frequency (MHz)	Max Level (dBm)	Result
5755.000000	-6.0	PASS



Measurement

Setting	Instrument Value	Target Value
Start Frequency	5.71500 GHz	5.71500 GHz
Stop Frequency	5.79500 GHz	5.79500 GHz
Span	80.000 MHz	80.000 MHz
RBW	300.000 kHz	~ 400.000 kHz
VBW	1.000 MHz	>= 900.000 kHz
SweepPoints	267	~ 267
SweepTime	1.000 ms	AUTO
Reference Level	-10.000 dBm	-10.000 dBm
Attenuation	0.000 dB	AUTO
Detector	MaxPeak	MaxPeak
SweepCount	200	200
Filter	3 dB	3 dB
Trace Mode	Max Hold	Max Hold
SweepType	Sweep	AUTO
Preamp	off	off
Stablemode	Trace	Trace
Stablevalue	0.30 dB	0.30 dB
Run	84 / max. 150	max. 150
Stable	5 / 5	5
Max Stable Difference	0.00 dB	0.30 dB

ac-mode

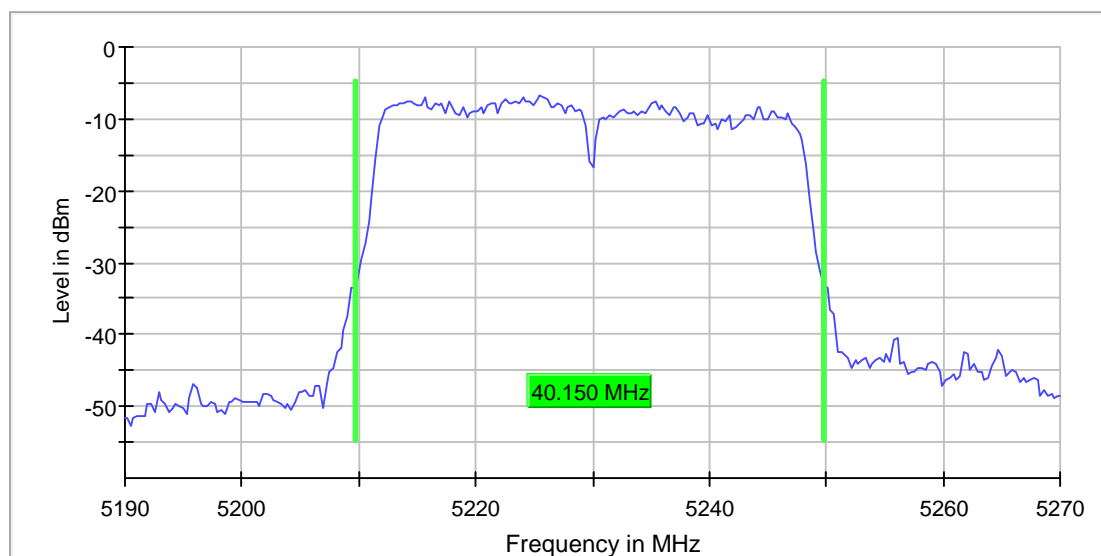
Emission Bandwidth 26 dB (5230 MHz; ac40-mode [VHT_MCS4] (6 dBm); 40 MHz)

26 dB Bandwidth

DUT Frequency (MHz)	Bandwidth (MHz)	Limit Min (MHz)	Limit Max (MHz)	Band Edge Left (MHz)	Band Edge Right (MHz)
5230.000000	40.149813	---	---	5209.625468	5249.775281

(continuation of the "26 dB Bandwidth" table from column 6 ...)

DUT Frequency (MHz)	Max Level (dBm)	Result
5230.000000	-6.8	PASS



Measurement

Setting	Instrument Value	Target Value
Start Frequency	5.19000 GHz	5.19000 GHz
Stop Frequency	5.27000 GHz	5.27000 GHz
Span	80.000 MHz	80.000 MHz
RBW	300.000 kHz	~ 400.000 kHz
VBW	1.000 MHz	>= 900.000 kHz
SweepPoints	267	~ 267
SweepTime	1.000 ms	AUTO
Reference Level	-10.000 dBm	-10.000 dBm
Attenuation	0.000 dB	AUTO
Detector	MaxPeak	MaxPeak
SweepCount	200	200
Filter	3 dB	3 dB
Trace Mode	Max Hold	Max Hold
SweepType	Sweep	AUTO
Preamp	off	off
Stablemode	Trace	Trace
Stablevalue	0.30 dB	0.30 dB
Run	79 / max. 150	max. 150
Stable	5 / 5	5
Max Stable Difference	0.16 dB	0.30 dB

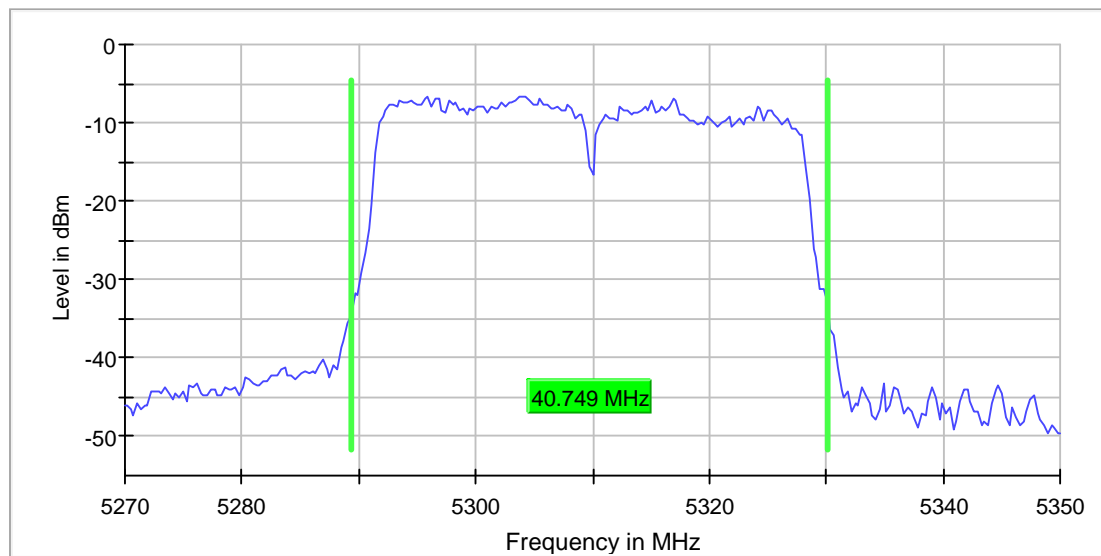
Emission Bandwidth 26 dB (5310 MHz; ac40-mode [VHT_MCS4] (6 dBm); 40 MHz)

26 dB Bandwidth

DUT Frequency (MHz)	Bandwidth (MHz)	Limit Min (MHz)	Limit Max (MHz)	Band Edge Left (MHz)	Band Edge Right (MHz)
5310.000000	40.749063	---	---	5289.325843	5330.074906

(continuation of the "26 dB Bandwidth" table from column 6 ...)

DUT Frequency (MHz)	Max Level (dBm)	Result
5310.000000	-6.6	PASS



Measurement

Setting	Instrument Value	Target Value
Start Frequency	5.27000 GHz	5.27000 GHz
Stop Frequency	5.35000 GHz	5.35000 GHz
Span	80.000 MHz	80.000 MHz
RBW	300.000 kHz	~ 400.000 kHz
VBW	1.000 MHz	>= 900.000 kHz
SweepPoints	267	~ 267
Sweptime	1.000 ms	AUTO
Reference Level	-10.000 dBm	-10.000 dBm
Attenuation	0.000 dB	AUTO
Detector	MaxPeak	MaxPeak
SweepCount	200	200
Filter	3 dB	3 dB
Trace Mode	Max Hold	Max Hold
Sweeptype	Sweep	AUTO
Preamp	off	off
Stablemode	Trace	Trace
Stablevalue	0.30 dB	0.30 dB
Run	121 / max. 150	max. 150
Stable	5 / 5	5
Max Stable Difference	0.00 dB	0.30 dB

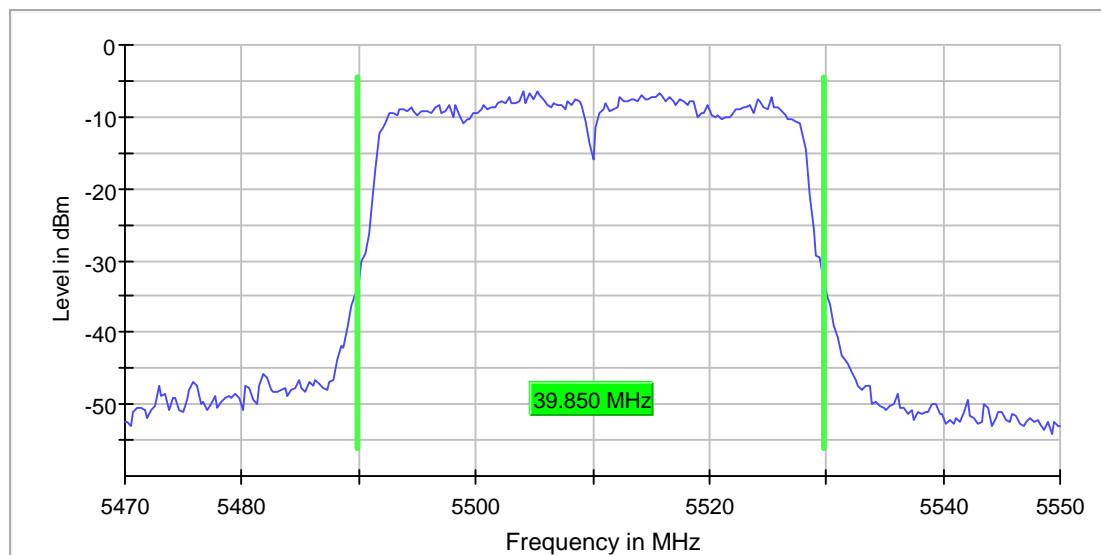
Emission Bandwidth 26 dB (5510 MHz; ac40-mode [VHT_MCS4] (6 dBm); 40 MHz)

26 dB Bandwidth

DUT Frequency (MHz)	Bandwidth (MHz)	Limit Min (MHz)	Limit Max (MHz)	Band Edge Left (MHz)	Band Edge Right (MHz)
5510.000000	39.850187	---	---	5489.925094	5529.775281

(continuation of the "26 dB Bandwidth" table from column 6 ...)

DUT Frequency (MHz)	Max Level (dBm)	Result
5510.000000	-6.4	PASS



Measurement

Setting	Instrument Value	Target Value
Start Frequency	5.47000 GHz	5.47000 GHz
Stop Frequency	5.55000 GHz	5.55000 GHz
Span	80.000 MHz	80.000 MHz
RBW	300.000 kHz	~ 400.000 kHz
VBW	1.000 MHz	>= 900.000 kHz
SweepPoints	267	~ 267
Sweptime	1.000 ms	AUTO
Reference Level	-10.000 dBm	-10.000 dBm
Attenuation	0.000 dB	AUTO
Detector	MaxPeak	MaxPeak
SweepCount	200	200
Filter	3 dB	3 dB
Trace Mode	Max Hold	Max Hold
SweepType	Sweep	AUTO
Preamp	off	off
Stablemode	Trace	Trace
Stablevalue	0.30 dB	0.30 dB
Run	140 / max. 150	max. 150
Stable	5 / 5	5
Max Stable Difference	0.13 dB	0.30 dB

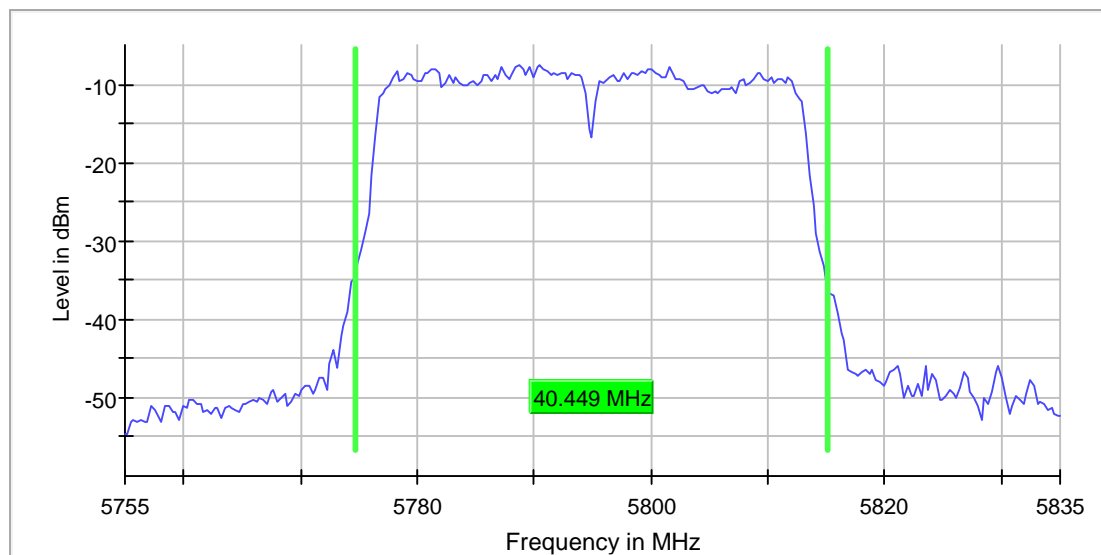
Emission Bandwidth 26 dB (5795 MHz; ac40-mode [VHT_MCS4] (6 dBm); 40 MHz)

26 dB Bandwidth

DUT Frequency (MHz)	Bandwidth (MHz)	Limit Min (MHz)	Limit Max (MHz)	Band Edge Left (MHz)	Band Edge Right (MHz)
5795.000000	40.449438	---	---	5774.625468	5815.074906

(continuation of the "26 dB Bandwidth" table from column 6 ...)

DUT Frequency (MHz)	Max Level (dBm)	Result
5795.000000	-7.5	PASS



Measurement

Setting	Instrument Value	Target Value
Start Frequency	5.75500 GHz	5.75500 GHz
Stop Frequency	5.83500 GHz	5.83500 GHz
Span	80.000 MHz	80.000 MHz
RBW	300.000 kHz	~ 400.000 kHz
VBW	1.000 MHz	>= 900.000 kHz
SweepPoints	267	~ 267
Sweptime	1.000 ms	AUTO
Reference Level	-10.000 dBm	-10.000 dBm
Attenuation	0.000 dB	AUTO
Detector	MaxPeak	MaxPeak
SweepCount	200	200
Filter	3 dB	3 dB
Trace Mode	Max Hold	Max Hold
SweepType	Sweep	AUTO
Preamp	off	off
Stablemode	Trace	Trace
Stablevalue	0.30 dB	0.30 dB
Run	102 / max. 150	max. 150
Stable	5 / 5	5
Max Stable Difference	0.04 dB	0.30 dB

1.5.3. 80MHz Bandwidth

ac-mode

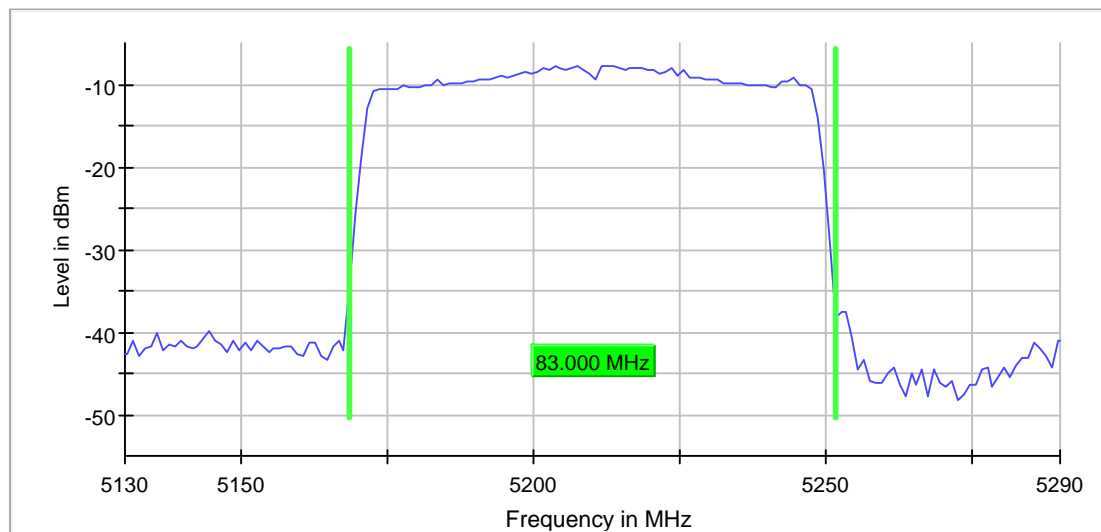
Emission Bandwidth 26 dB (5210 MHz; ac80-mode [VHT_MCS0] (6 dBm); 80 MHz)

26 dB Bandwidth

DUT Frequency (MHz)	Bandwidth (MHz)	Limit Min (MHz)	Limit Max (MHz)	Band Edge Left (MHz)	Band Edge Right (MHz)
5210.000000	83.000000	---	---	5168.500000	5251.500000

(continuation of the "26 dB Bandwidth" table from column 6 ...)

DUT Frequency (MHz)	Max Level (dBm)	Result
5210.000000	-7.7	PASS



Measurement

Setting	Instrument Value	Target Value
Start Frequency	5.13000 GHz	5.13000 GHz
Stop Frequency	5.29000 GHz	5.29000 GHz
Span	160.000 MHz	160.000 MHz
RBW	1.000 MHz	~ 800.000 kHz
VBW	3.000 MHz	>= 3.000 MHz
SweepPoints	160	~ 160
SweepTime	1.000 ms	AUTO
Reference Level	-10.000 dBm	-10.000 dBm
Attenuation	0.000 dB	AUTO
Detector	MaxPeak	MaxPeak
SweepCount	200	200
Filter	3 dB	3 dB
Trace Mode	Max Hold	Max Hold
SweepType	Sweep	AUTO
Preamp	off	off
Stablemode	Trace	Trace
Stablevalue	0.30 dB	0.30 dB
Run	28 / max. 150	max. 150
Stable	5 / 5	5
Max Stable Difference	0.05 dB	0.30 dB

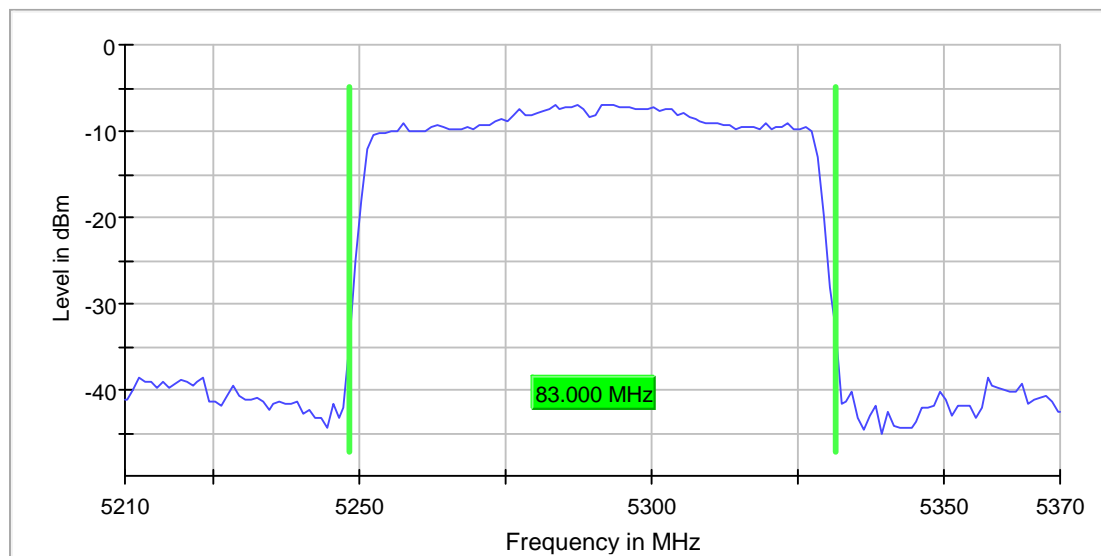
Emission Bandwidth 26 dB (5290 MHz; ac80-mode [VHT_MCS0] (6 dBm); 80 MHz)

26 dB Bandwidth

DUT Frequency (MHz)	Bandwidth (MHz)	Limit Min (MHz)	Limit Max (MHz)	Band Edge Left (MHz)	Band Edge Right (MHz)
5290.000000	83.000000	---	---	5248.500000	5331.500000

(continuation of the "26 dB Bandwidth" table from column 6 ...)

DUT Frequency (MHz)	Max Level	Result
5290.000000	-6.9	PASS



Measurement

Setting	Instrument Value	Target Value
Start Frequency	5.21000 GHz	5.21000 GHz
Stop Frequency	5.37000 GHz	5.37000 GHz
Span	160.000	160.000 MHz
RBW	1.000 MHz	~ 800.000
VBW	3.000 MHz	>= 3.000
SweepPoints	160	~ 160
Sweeptime	1.000 ms	AUTO
Reference Level	-10.000 dBm	-10.000 dBm
Attenuation	0.000 dB	AUTO
Detector	MaxPeak	MaxPeak
SweepCount	200	200
Filter	3 dB	3 dB
Trace Mode	Max Hold	Max Hold
Sweeptype	Sweep	AUTO
Preamp	off	off
Stablemode	Trace	Trace
Stablevalue	0.30 dB	0.30 dB
Run	34 / max.	max. 150
Stable	5 / 5	5
Max Stable	0.02 dB	0.30 dB

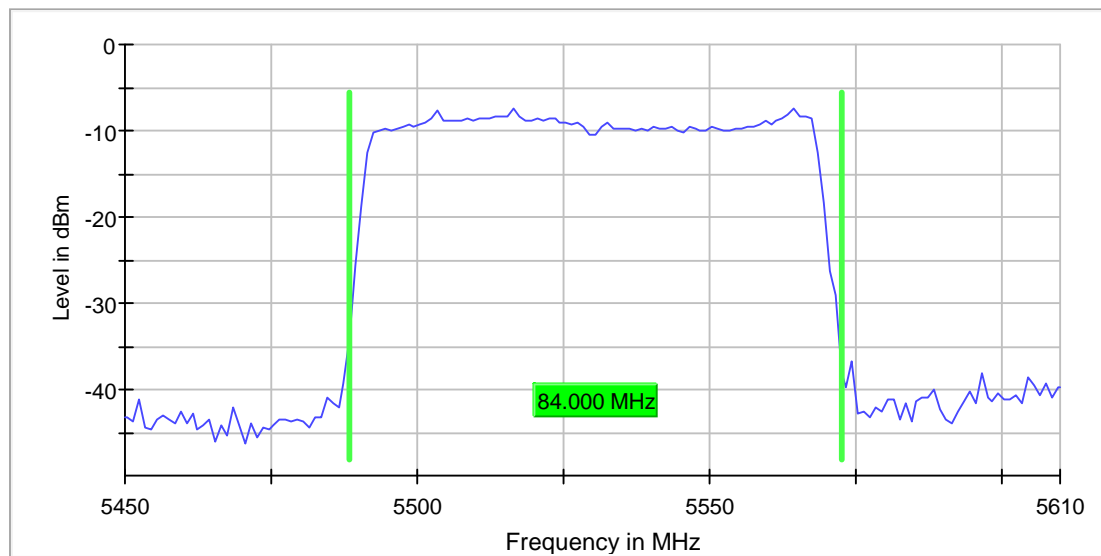
Emission Bandwidth 26 dB (5530 MHz; ac80-mode [VHT_MCS0] (6 dBm); 80 MHz)

26 dB Bandwidth

DUT Frequency (MHz)	Bandwidth (MHz)	Limit Min (MHz)	Limit Max (MHz)	Band Edge Left (MHz)	Band Edge Right (MHz)
5530.000000	84.000000	---	---	5488.500000	5572.500000

(continuation of the "26 dB Bandwidth" table from column 6 ...)

DUT Frequency (MHz)	Max Level (dBm)	Result
5530.000000	-7.5	PASS



Measurement

Setting	Instrument Value	Target Value
Start Frequency	5.45000 GHz	5.45000 GHz
Stop Frequency	5.61000 GHz	5.61000 GHz
Span	160.000 MHz	160.000 MHz
RBW	1.000 MHz	~ 800.000 kHz
VBW	3.000 MHz	>= 3.000 MHz
SweepPoints	160	~ 160
SweepTime	1.000 ms	AUTO
Reference Level	-10.000 dBm	-10.000 dBm
Attenuation	0.000 dB	AUTO
Detector	MaxPeak	MaxPeak
SweepCount	200	200
Filter	3 dB	3 dB
Trace Mode	Max Hold	Max Hold
SweepType	Sweep	AUTO
Preamp	off	off
Stablemode	Trace	Trace
Stablevalue	0.30 dB	0.30 dB
Run	56 / max. 150	max. 150
Stable	5 / 5	5
Max Stable Difference	0.07 dB	0.30 dB

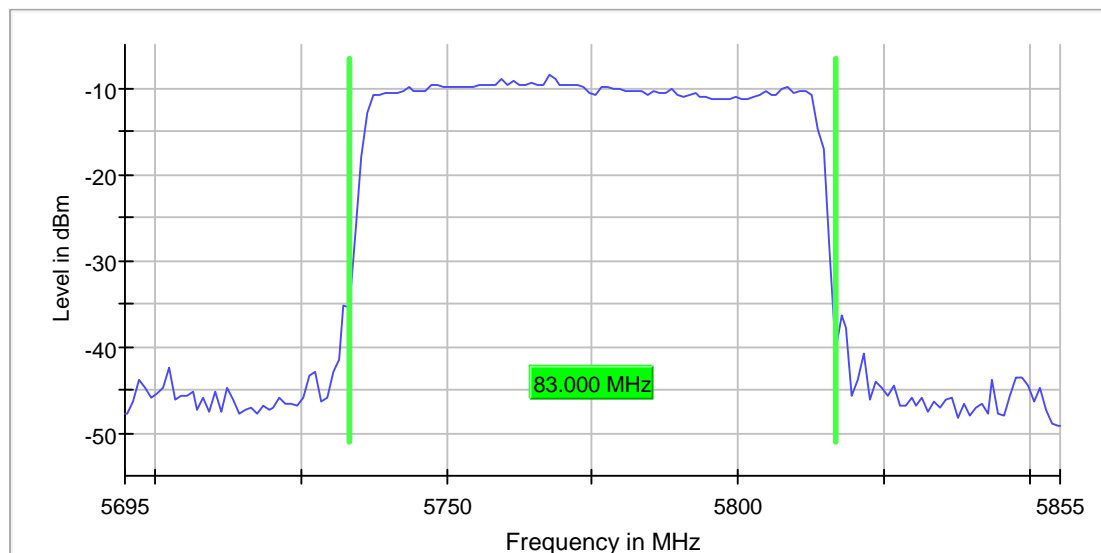
Emission Bandwidth 26 dB (5775 MHz; ac80-mode [VHT_MCS0] (6 dBm); 80 MHz)

26 dB Bandwidth

DUT Frequency (MHz)	Bandwidth (MHz)	Limit Min (MHz)	Limit Max (MHz)	Band Edge Left (MHz)	Band Edge Right (MHz)
5775.000000	83.000000	---	---	5733.500000	5816.500000

(continuation of the "26 dB Bandwidth" table from column 6 ...)

DUT Frequency (MHz)	Max Level	Result
5775.000000	-8.6	PASS



Measurement

Setting	Instrument Value	Target Value
Start Frequency	5.69500 GHz	5.69500 GHz
Stop Frequency	5.85500 GHz	5.85500 GHz
Span	160.000	160.000 MHz
RBW	1.000 MHz	~ 800.000
VBW	3.000 MHz	>= 3.000
SweepPoints	160	~ 160
Sweptime	1.000 ms	AUTO
Reference Level	-10.000 dBm	-10.000 dBm
Attenuation	0.000 dB	AUTO
Detector	MaxPeak	MaxPeak
SweepCount	200	200
Filter	3 dB	3 dB
Trace Mode	Max Hold	Max Hold
SweepType	Sweep	AUTO
Preamp	off	off
Stablemode	Trace	Trace
Stablevalue	0.30 dB	0.30 dB
Run	33 / max.	max. 150
Stable	5 / 5	5
Max Stable	0.00 dB	0.30 dB

2. Radiated Measurements

2.1. Radiated magnetic field measurements below 30 MHz

2.01a_a-mode_6Mbps_ch036

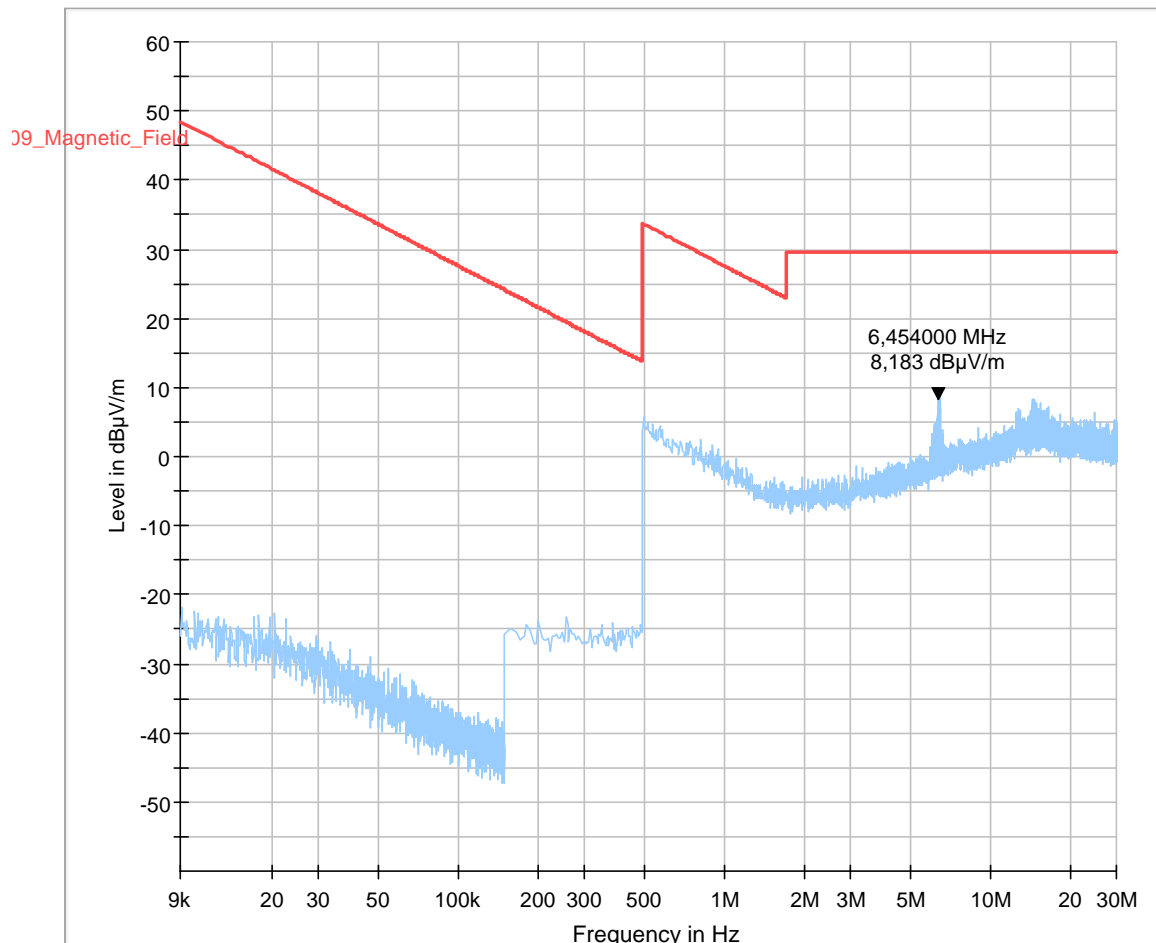
Common Information

Test description:	Magnetic Field Strength Measurement related to 30/300 m distance
Test site and distance:	Ref.-Nr. 441 Semi Anechoic Room (SAR) with 3 m measurement
Version of Test software:	EMC32 V9.25.0
Used filter:	bypass
Test specification:	FCC 15.205 § 15.209; RSS-Gen: Issue 4
Operator:	TFr
Operating conditions:	Humidity: 48%rH; Temperature: 20°C
Power during tests:	13.5V DC
Comment:	laying

EUT Information

Manufacturer:	Robert Bosch Car Multimedia
Product:	AIVISBX0
EUT Model:	18-1-00482S06
HW:	tbd
SW:	283C24194R
Serial No.:	0005000
Connected Devices:	13.5VDC

Full Spectrum



2.01b_a-mode_6Mbps_ch036

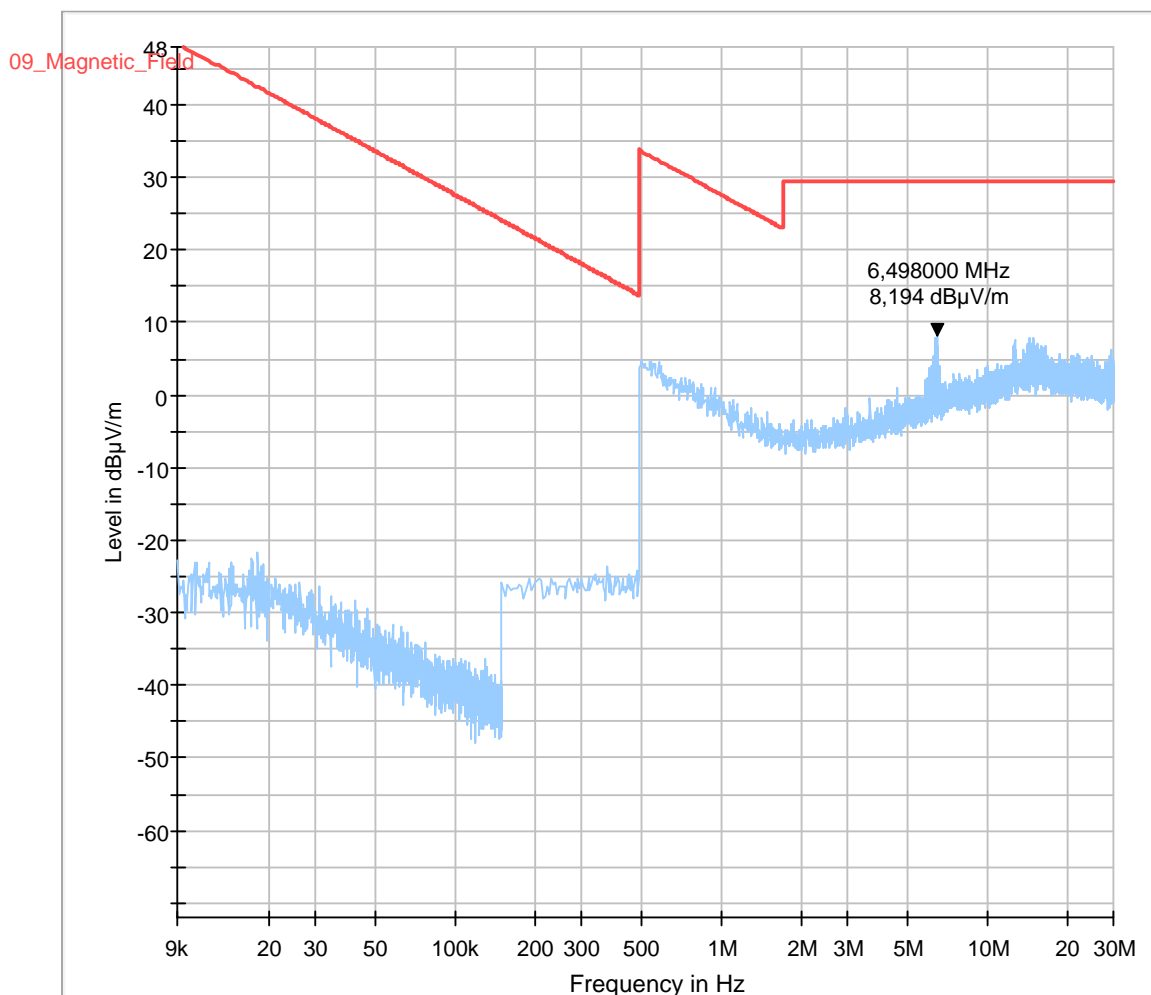
Common Information

Test description:	Magnetic Field Strength Measurement related to 30/300 m distance
Test site and distance:	Ref.-Nr. 441 Semi Anechoic Room (SAR) with 3 m measurement
Version of Test software:	EMC32 V9.25.0
Used filter:	bypass
Test specification:	FCC 15.205 § 15.209; RSS-Gen: Issue 4
Operator:	TFr
Operating conditions:	Humidity: 48%rH; Temperature: 20°C
Power during tests:	13.5V DC
Comment:	standing

EUT Information

Manufacturer:	Robert Bosch Car Multimedia
Product:	AIVISBX0
EUT Model:	18-1-00482S06
HW:	tbd
SW:	283C24194R
Serial No.:	0005000
Connected Devices:	13.5VDC

Full Spectrum



2.02a_a-mode_6Mbps_ch064

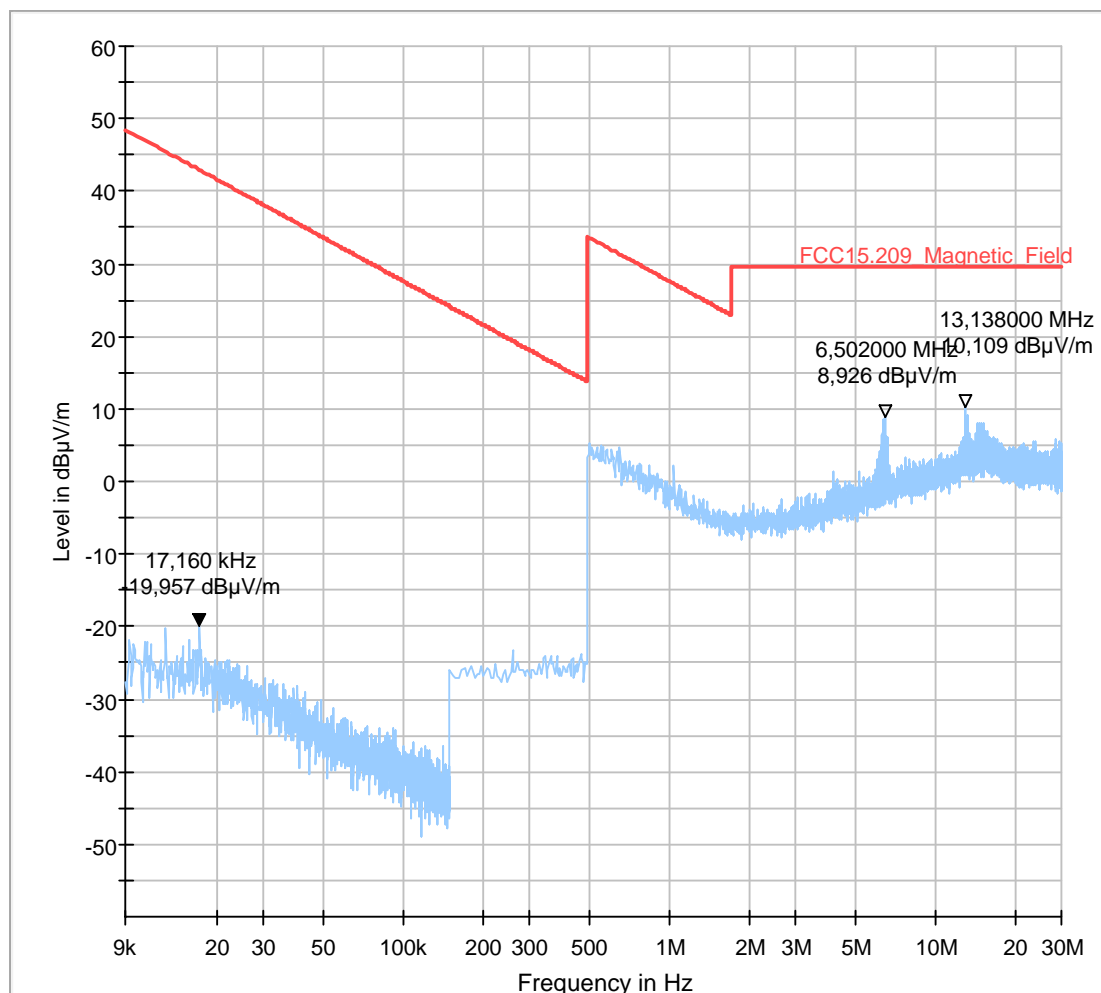
Common Information

Test description:	Magnetic Field Strength Measurement related to 30/300 m distance
Test site and distance:	Ref.-Nr. 441 Semi Anechoic Room (SAR) with 3 m measurement
Version of Test software:	EMC32 V9.25.0
Used filter:	bypass
Test specification:	FCC 15.205 § 15.209; RSS-Gen: Issue 4
Operator:	TFr
Operating conditions:	Humidity: 48%rH; Temperature: 20°C
Power during tests:	13.5V DC
Comment:	laving

EUT Information

Manufacturer:	Robert Bosch Car Multimedia
Product:	AIVISBX0
EUT Model:	18-1-00482S06
HW:	tbd
SW:	283C24194R
Serial No.:	0005000
Connected Devices:	13.5VDC

Full Spectrum



2.02b_a-mode_6Mbps_ch064

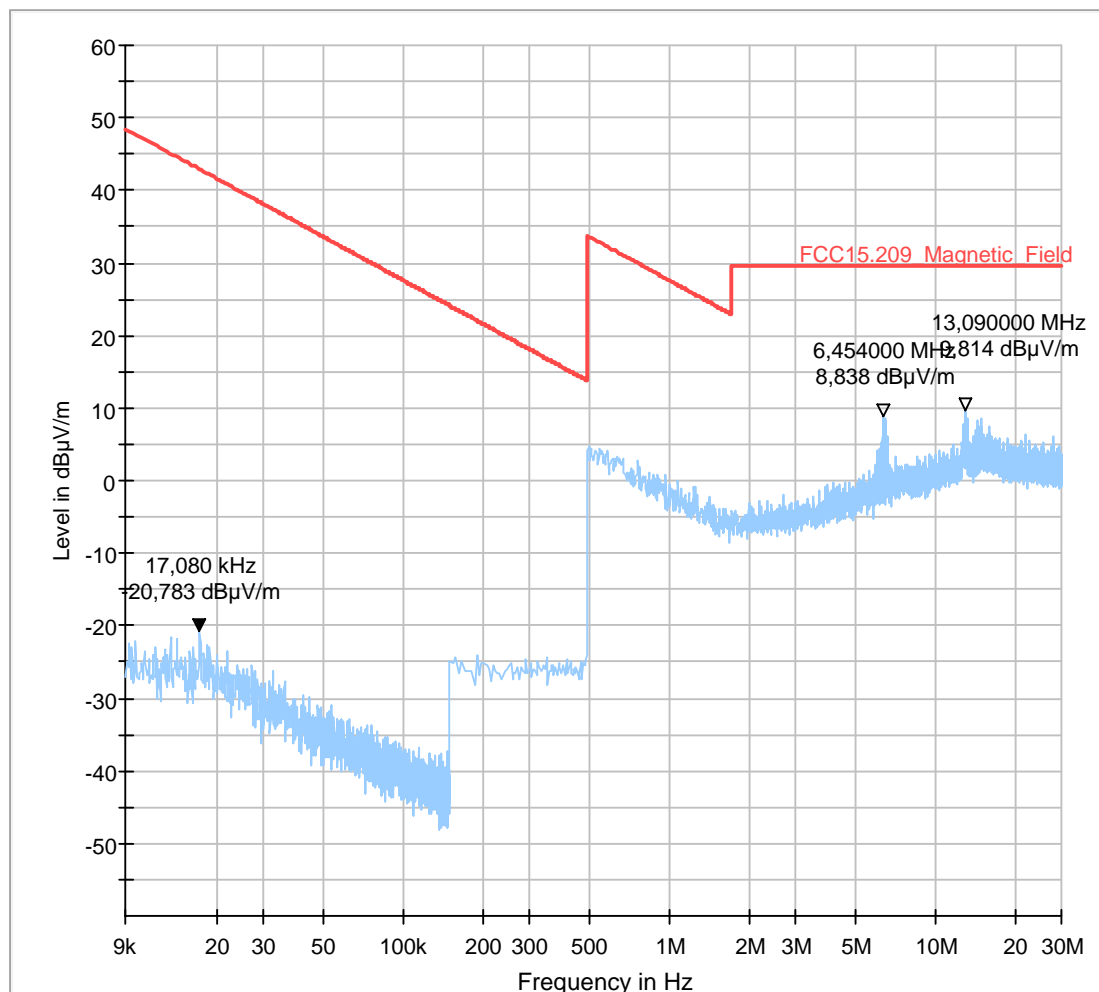
Common Information

Test description:	Magnetic Field Strength Measurement related to 30/300 m distance
Test site and distance:	Ref.-Nr. 441 Semi Anechoic Room (SAR) with 3 m measurement
Version of Test software:	EMC32 V9.25.0
Used filter:	bypass
Test specification:	FCC 15.205 § 15.209; RSS-Gen: Issue 4
Operator:	TFR
Operating conditions:	Humidity: 48%rH; Temperature: 20°C
Power during tests:	13.5V DC
Comment:	standing

EUT Information

Manufacturer:	Robert Bosch Car Multimedia
Product:	AIVISBX0
EUT Model:	18-1-00482S06
HW:	tbd
SW:	283C24194R
Serial No.:	0005000
Connected Devices:	13.5VDC

Full Spectrum



2.03a_a-mode_6Mbps_ch100

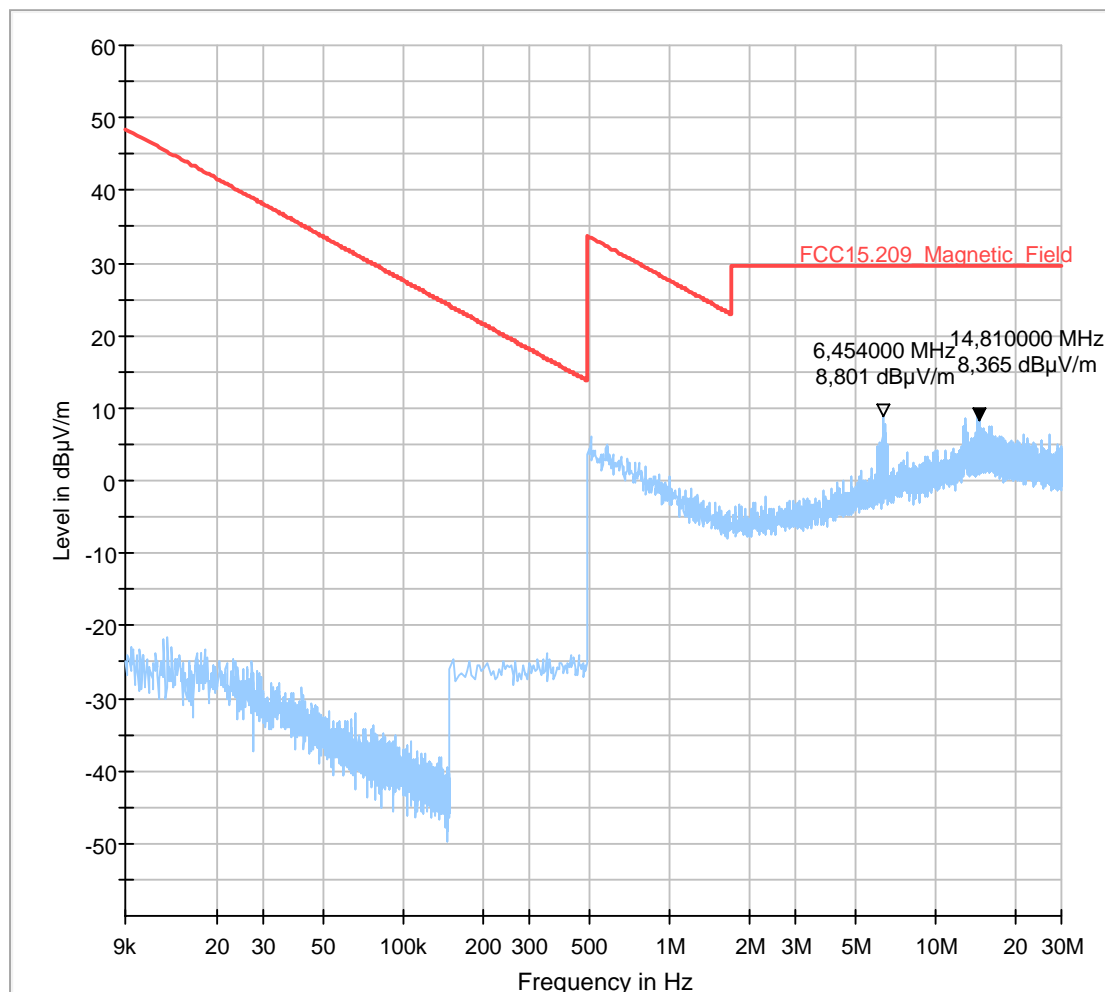
Common Information

Test description:	Magnetic Field Strength Measurement related to 30/300 m distance
Test site and distance:	Ref.-Nr. 441 Semi Anechoic Room (SAR) with 3 m measurement
Version of Testsoftware:	EMC32 V9.25.0
Used filter:	bypass
Test specification:	FCC 15.205 § 15.209; RSS-Gen: Issue 4
Operator:	TFr
Operating conditions:	Humidity: 48%rH; Temperature: 20°C
Power during tests:	13.5V DC
Comment:	laving

EUT Information

Manufacturer:	Robert Bosch Car Multimedia
Product:	AIVISBX0
EUT Model:	18-1-00482S06
HW:	tbd
SW:	283C24194R
Serial No.:	0005000
Connected Devices:	13.5VDC

Full Spectrum



2.03b_a-mode_6Mbps_ch100

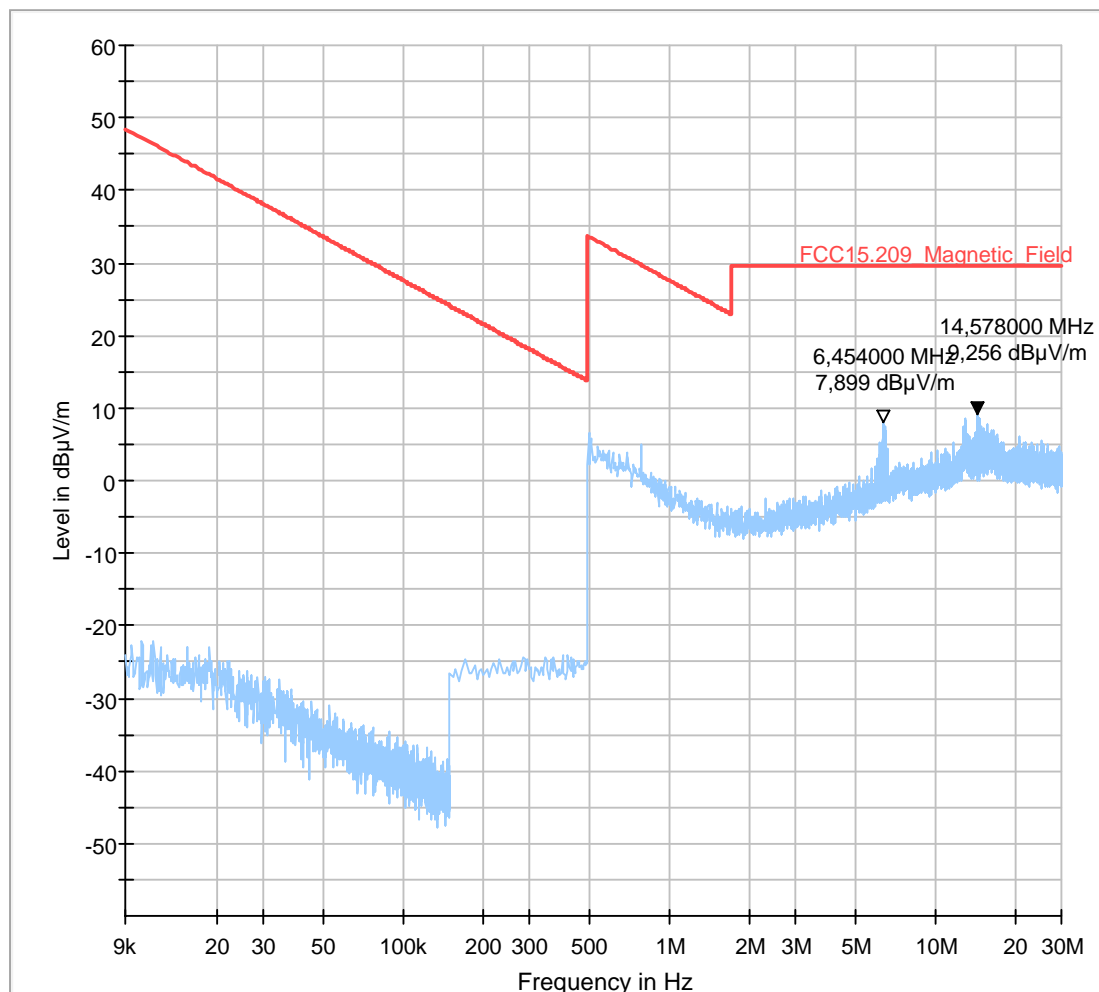
Common Information

Test description:	Magnetic Field Strength Measurement related to 30/300 m distance
Test site and distance:	Ref.-Nr. 441 Semi Anechoic Room (SAR) with 3 m measurement
Version of Testsoftware:	EMC32 V9.25.0
Used filter:	bypass
Test specification:	FCC 15.205 § 15.209; RSS-Gen: Issue 4
Operator:	TFr
Operating conditions:	Humidity: 48%rH; Temperature: 20°C
Power during tests:	13.5V DC
Comment:	standing

EUT Information

Manufacturer:	Robert Bosch Car Multimedia
Product:	AIVISBX0
EUT Model:	18-1-00482S06
HW:	tbd
SW:	283C24194R
Serial No.:	0005000
Connected Devices:	13.5VDC

Full Spectrum



2.04a_a-mode_6Mbps_ch149

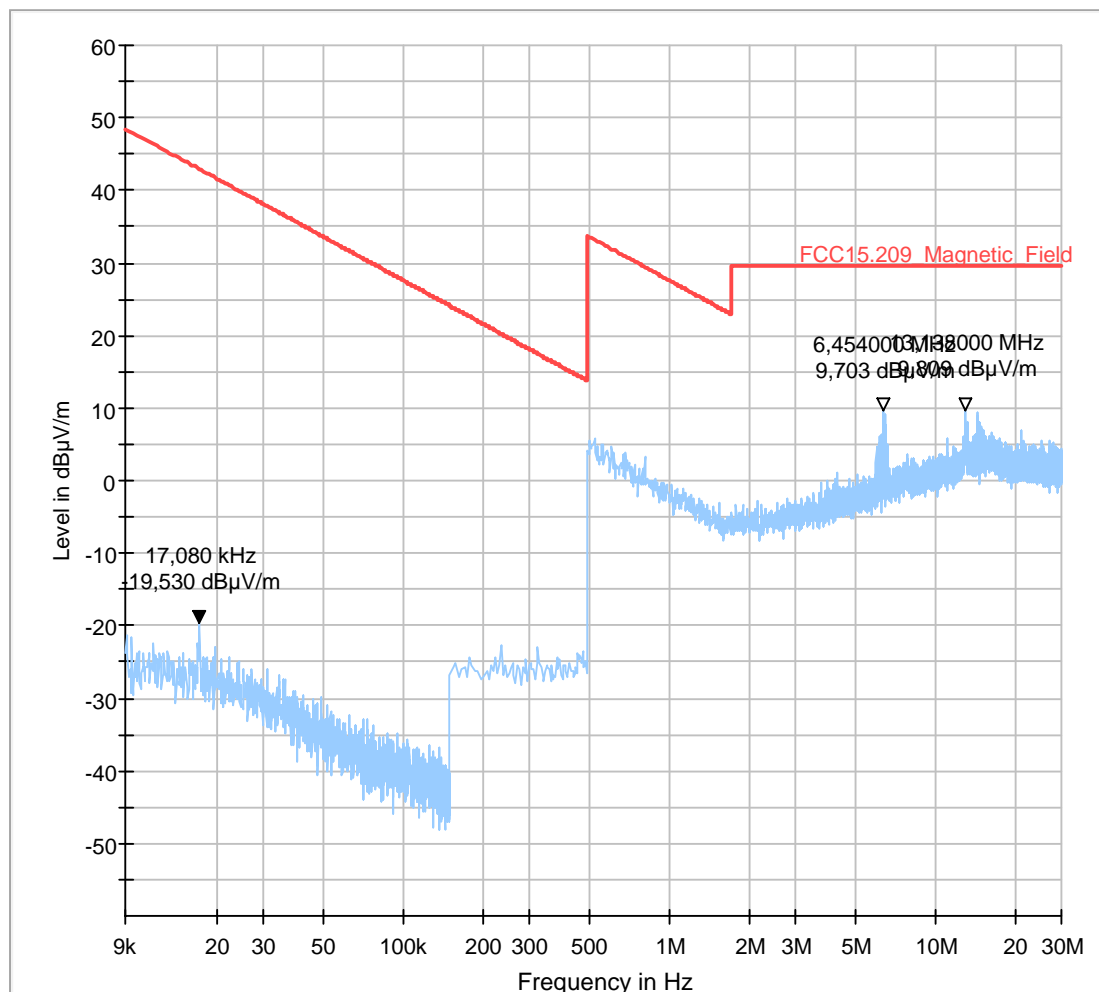
Common Information

Test description:	Magnetic Field Strength Measurement related to 30/300 m distance
Test site and distance:	Ref.-Nr. 441 Semi Anechoic Room (SAR) with 3 m measurement
Version of Test software:	EMC32 V9.25.0
Used filter:	bypass
Test specification:	FCC 15.205 § 15.209; RSS-Gen: Issue 4
Operator:	TFr
Operating conditions:	Humidity: 48%rH; Temperature: 20°C
Power during tests:	13.5V DC
Comment:	laving

EUT Information

Manufacturer:	Robert Bosch Car Multimedia
Product:	AIVISBX0
EUT Model:	18-1-00482S06
HW:	tbd
SW:	283C24194R
Serial No.:	0005000
Connected Devices:	13.5VDC

Full Spectrum



2.04b_a-mode_6Mbps_ch149

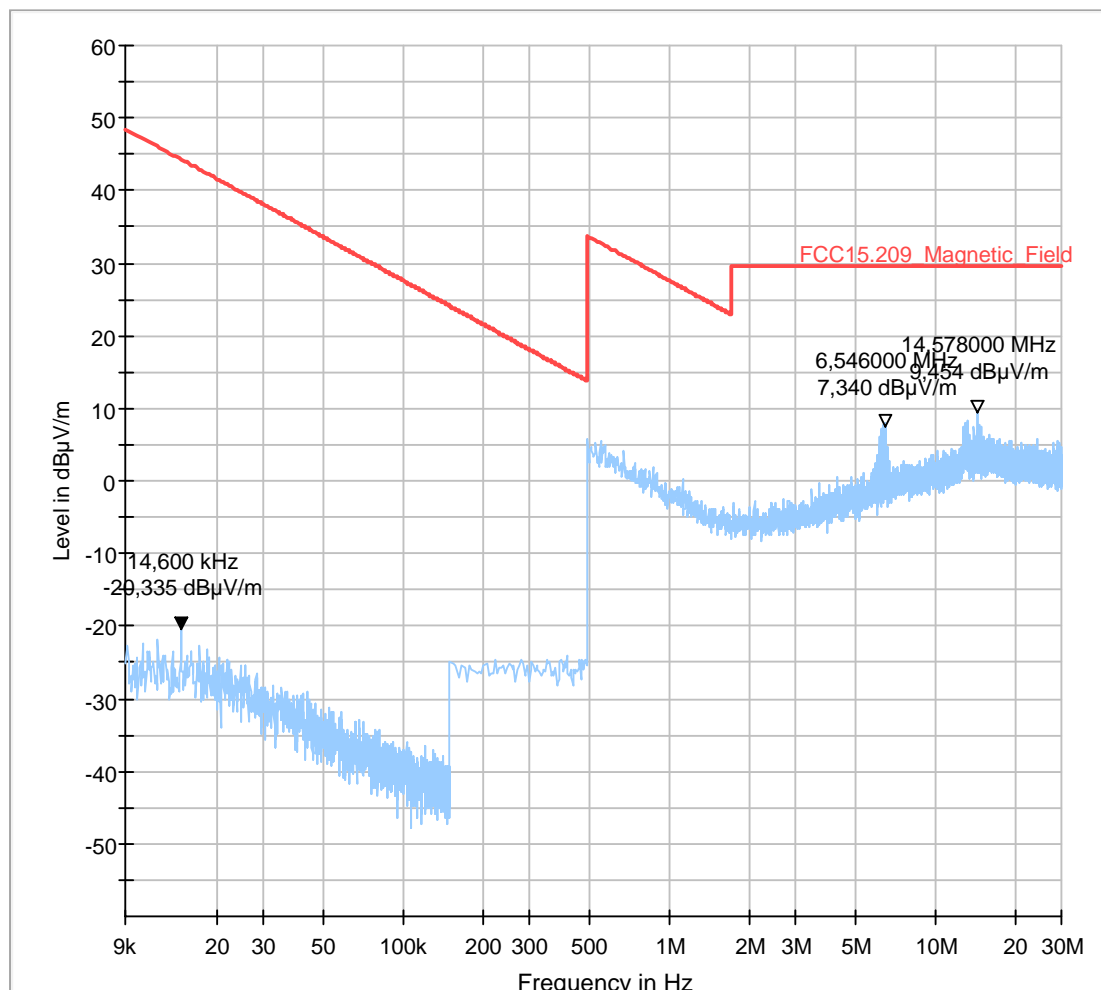
Common Information

Test description:	Magnetic Field Strength Measurement related to 30/300 m distance
Test site and distance:	Ref.-Nr. 441 Semi Anechoic Room (SAR) with 3 m measurement
Version of Test software:	EMC32 V9.25.0
Used filter:	bypass
Test specification:	FCC 15.205 § 15.209: RSS-Gen: Issue 4
Operator:	TFR
Operating conditions:	Humidity: 48%rH; Temperature: 20°C
Power during tests:	13.5V DC
Comment:	standing

EUT Information

Manufacturer:	Robert Bosch Car Multimedia
Product:	AIVISBX0
EUT Model:	18-1-00482S06
HW:	tbd
SW:	283C24194R
Serial No.:	0005000
Connected Devices:	13.5VDC

Full Spectrum



2.2. Radiated electric field measurement 30 MHz to 1 GHz

3.01a_a-mode_6Mbps_ch036

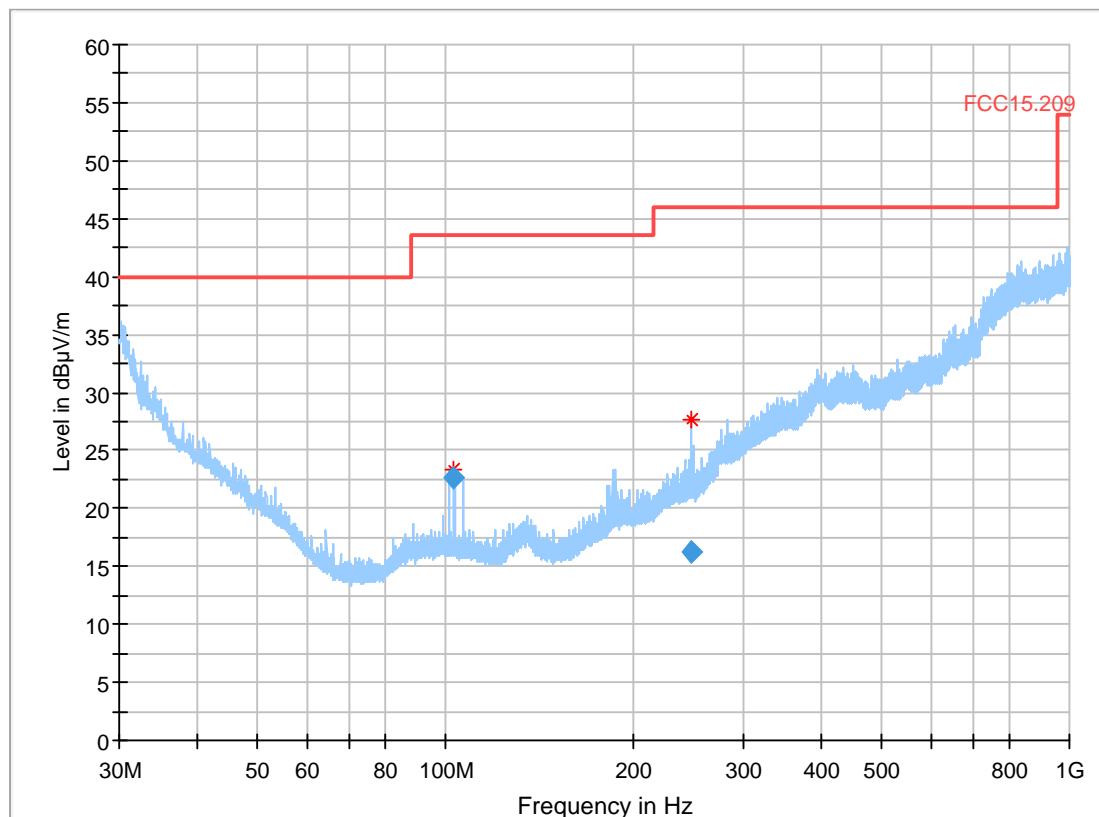
Common Information

Test description:	Electric Field Strength Measurement
Test site and distance:	Ref.-Nr. 441 Semi Anechoic Room (SAR) with 3 m measurement
Version of Test software:	EMC32 V9.25.0
Test specification.:	FCC 15.209; RSS-Gen: Issue 3
Operator:	MBe
Operating conditions:	Humidity: 55%rH; Temperature: 20°C
Power during tests:	13.5V DC
Comment 1:	laying

EUT Information

Manufacturer:	Robert Bosch Car Multimedia
Product:	AIVISBX0
EUT Model:	18-1-00482S06
HW:	tbd
SW:	283C24194R
Serial No.:	0005000
Connected Devices:	13.5VDC

Full Spectrum



Frequency (MHz)	QuasiPeak (dBµV/m)	Limit (dBµV/m)	Margi n (dB)	Meas. Time (ms)	Bandwidth (kHz)	Heigh t (cm)	Pol	Azimat h (deg)	Corr . (dB)
103.308000	22.68	43.50	20.82	1000.0	120.000	118.0	V	16.0	8.1
247.260000	16.29	46.00	29.71	1000.0	120.000	120.0	H	165.0	13.1

3.01b_a-mode_6Mbps_ch036

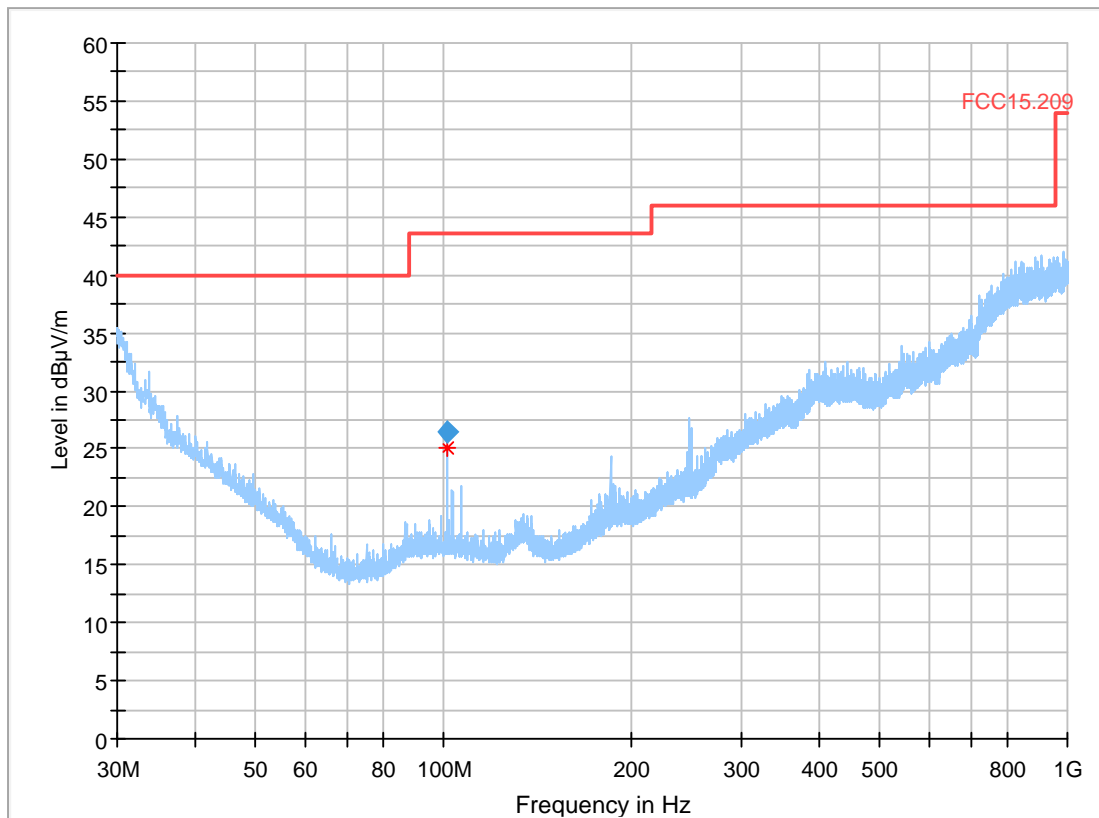
Common Information

Test description:	Electric Field Strength Measurement
Test site and distance:	Ref.-Nr. 441 Semi Anechoic Room (SAR) with 3 m measurement
Version of Test software:	EMC32 V9.25.0
Test specification.:	FCC 15.209; RSS-Gen: Issue 3
Operator:	MBe
Operating conditions:	Humidity: 55%rH; Temperature: 20°C
Power during tests:	13,5V DC
Comment 1:	standing

EUT Information

Manufacturer:	Robert Bosch Car Multimedia
Product:	AIVISBX0
EUT Model:	18-1-00482S06
HW:	tbd
SW:	283C24194R
Serial No.:	0005000
Connected Devices:	13.5VDC

Full Spectrum



Frequency (MHz)	QuasiPeak (dBµV/m)	Limit (dBµV/m)	Margin (dB)	Meas. Time (ms)	Bandwidth (kHz)	Height (cm)	Pol	Azimuth (deg)	Corr. (dB)
101.300000	26.42	43.50	17.08	1000.0	120.000	113.0	V	16.0	8.1

3.02a_a-mode_6Mbps_ch064

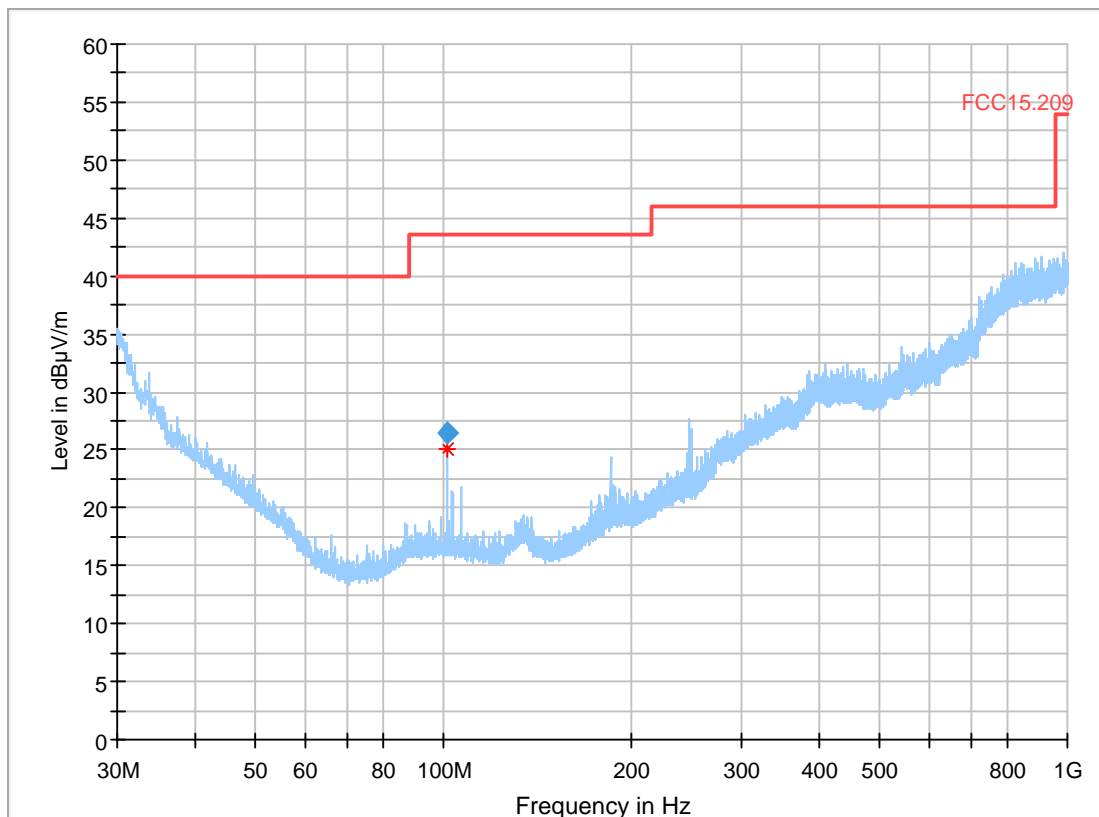
Common Information

Test description:	Electric Field Strength Measurement
Test site and distance:	Ref.-Nr. 441 Semi Anechoic Room (SAR) with 3 m measurement
Version of Test software:	EMC32 V9.25.0
Test specification.:	FCC 15.209; RSS-Gen: Issue 3
Operator:	MBe
Operating conditions:	Humidity: 55%rH; Temperature: 20°C
Power during tests:	13.5V DC
Comment 1:	laving

EUT Information

Manufacturer:	Robert Bosch Car Multimedia
Product:	AIVISBX0
EUT Model:	18-1-00482S06
HW:	tbd
SW:	283C24194R
Serial No.:	0005000
Connected Devices:	13.5VDC

Full Spectrum



Frequency (MHz)	QuasiPeak (dBµV/m)	Limit (dBµV/m)	Margi n (dB)	Meas. Time (ms)	Bandwidth (kHz)	Heigh t (cm)	Pol	Azimat h (deg)	Corr . (dB)
101.300000	26.42	43.50	17.08	1000.0	120.000	113.0	V	16.0	8.1

3.02b_a-mode_6Mbps_ch064

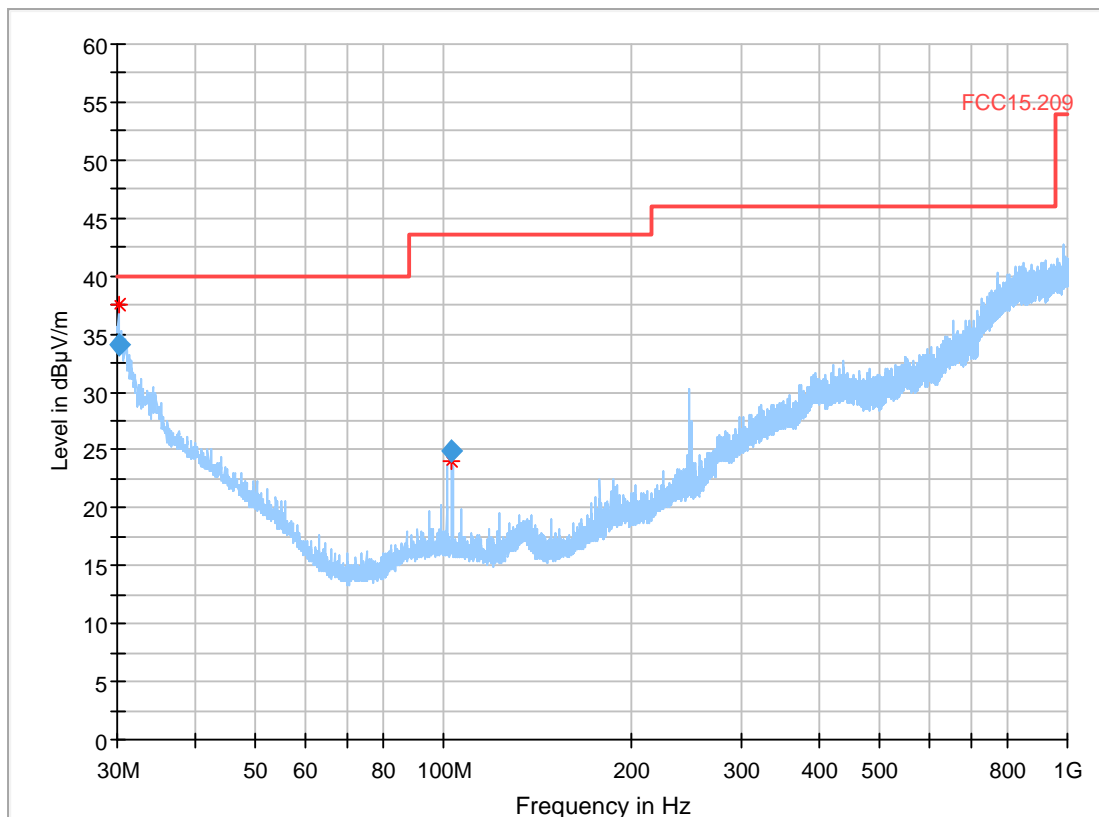
Common Information

Test description:	Electric Field Strength Measurement
Test site and distance:	Ref.-Nr. 441 Semi Anechoic Room (SAR) with 3 m measurement
Version of Test software:	EMC32 V9.25.0
Test specification.:	FCC 15.209; RSS-Gen: Issue 3
Operator:	MBe
Operating conditions:	Humidity: 55%rH; Temperature: 20°C
Power during tests:	13.5V DC
Comment 1:	standing

EUT Information

Manufacturer:	Robert Bosch Car Multimedia
Product:	AIVISBX0
EUT Model:	18-1-00482S06
HW:	tbd
SW:	283C24194R
Serial No.:	0005000
Connected Devices:	13.5VDC

Full Spectrum



Frequency (MHz)	QuasiPeak (dBµV/m)	Limit (dBµV/m)	Margin (dB)	Meas. Time (ms)	Bandwidth (kHz)	Height (cm)	Pol	Azimuth (deg)	Corr. (dB)
30.136000	34.12	40.00	5.88	1000.0	120.000	105.0	V	64.0	21.5
103.296000	24.97	43.50	18.53	1000.0	120.000	105.0	V	348.0	8.1

3.03a_a-mode_6Mbps_ch100

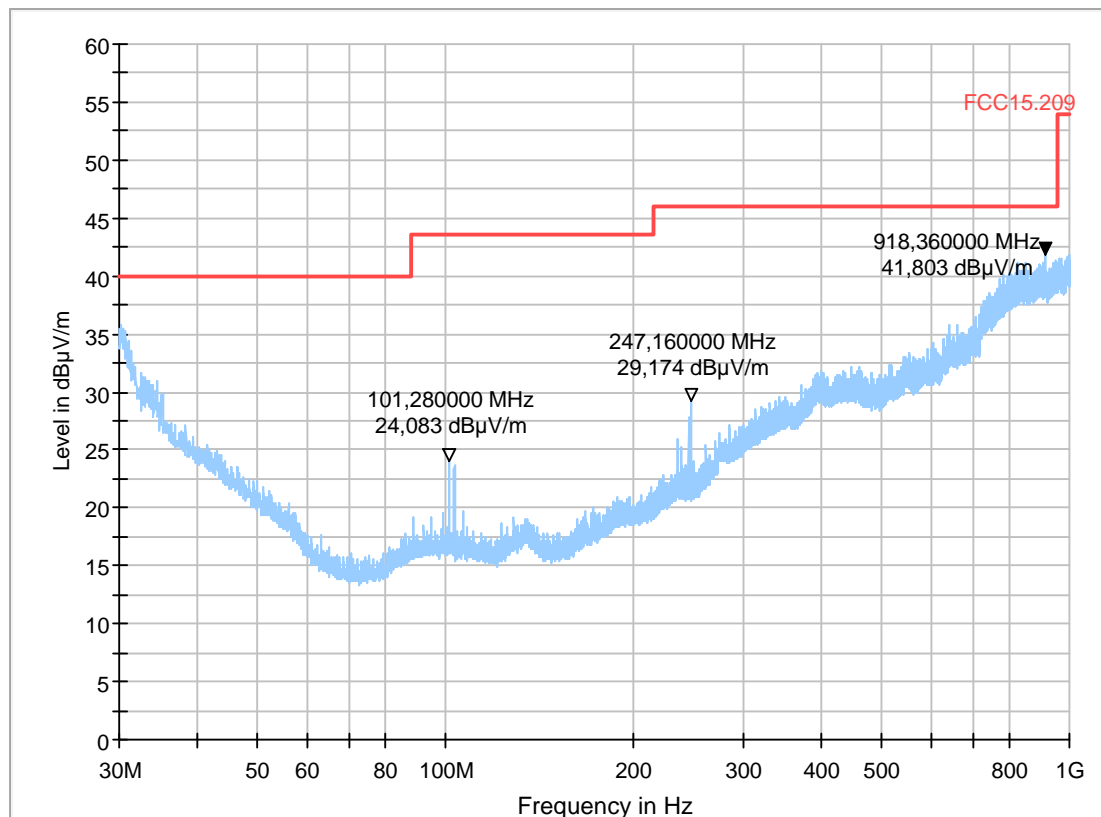
Common Information

Test description:	Electric Field Strength Measurement
Test site and distance:	Ref.-Nr. 441 Semi Anechoic Room (SAR) with 3 m measurement
Version of Test software:	EMC32 V9.25.0
Test specification.:	FCC 15.209; RSS-Gen: Issue 3
Operator:	MBe
Operating conditions:	Humidity: 55%rH; Temperature: 20°C
Power during tests:	13.5V DC
Comment 1:	laving

EUT Information

Manufacturer:	Robert Bosch Car Multimedia
Product:	AIVISBX0
EUT Model:	18-1-00482S06
HW:	tbd
SW:	283C24194R
Serial No.:	0005000
Connected Devices:	13.5VDC

Full Spectrum



3.03b_a-mode_6Mbps_ch100

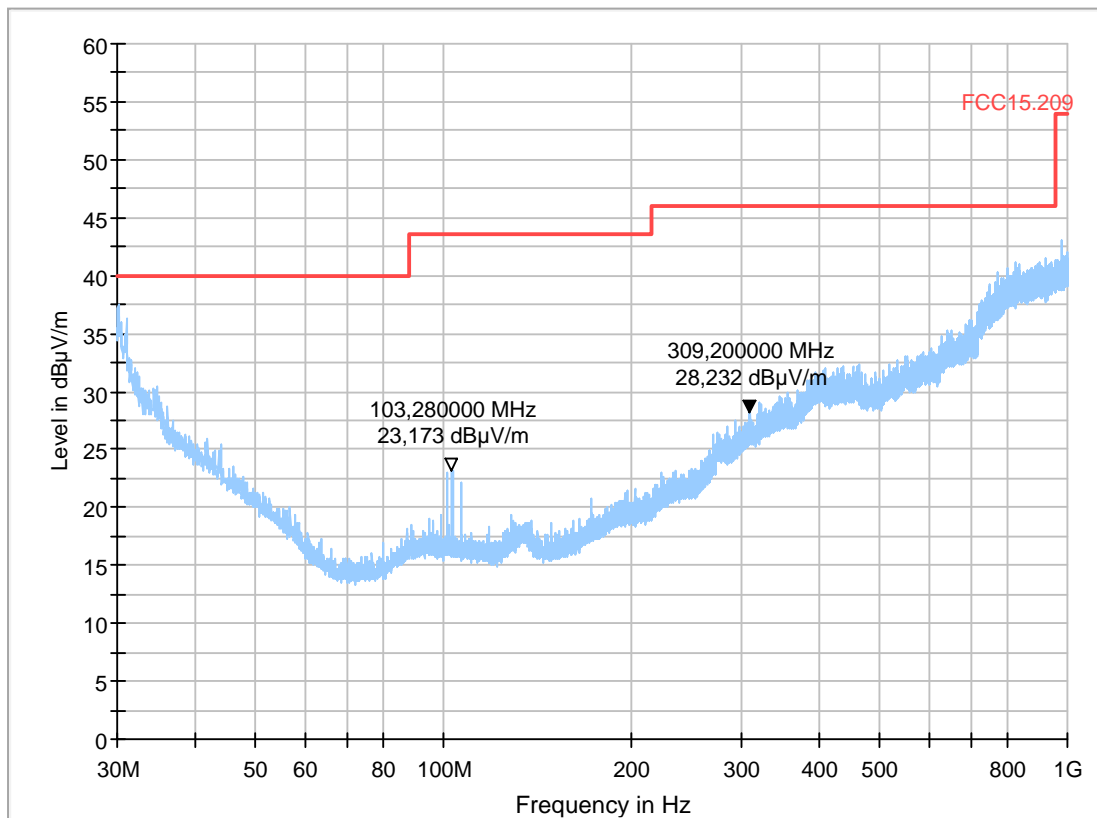
Common Information

Test description:	Electric Field Strength Measurement
Test site and distance:	Ref.-Nr. 441 Semi Anechoic Room (SAR) with 3 m measurement
Version of Test software:	EMC32 V9.25.0
Test specification.:	FCC 15.209; RSS-Gen: Issue 3
Operator:	MBe
Operating conditions:	Humidity: 55%rH; Temperature: 20°C
Power during tests:	13.5V DC
Comment 1:	standing

EUT Information

Manufacturer:	Robert Bosch Car Multimedia
Product:	AIVISBX0
EUT Model:	18-1-00482S06
HW:	tbd
SW:	283C24194R
Serial No.:	0005000
Connected Devices:	13.5VDC

Full Spectrum



3.04a_a-mode_6Mbps_ch149

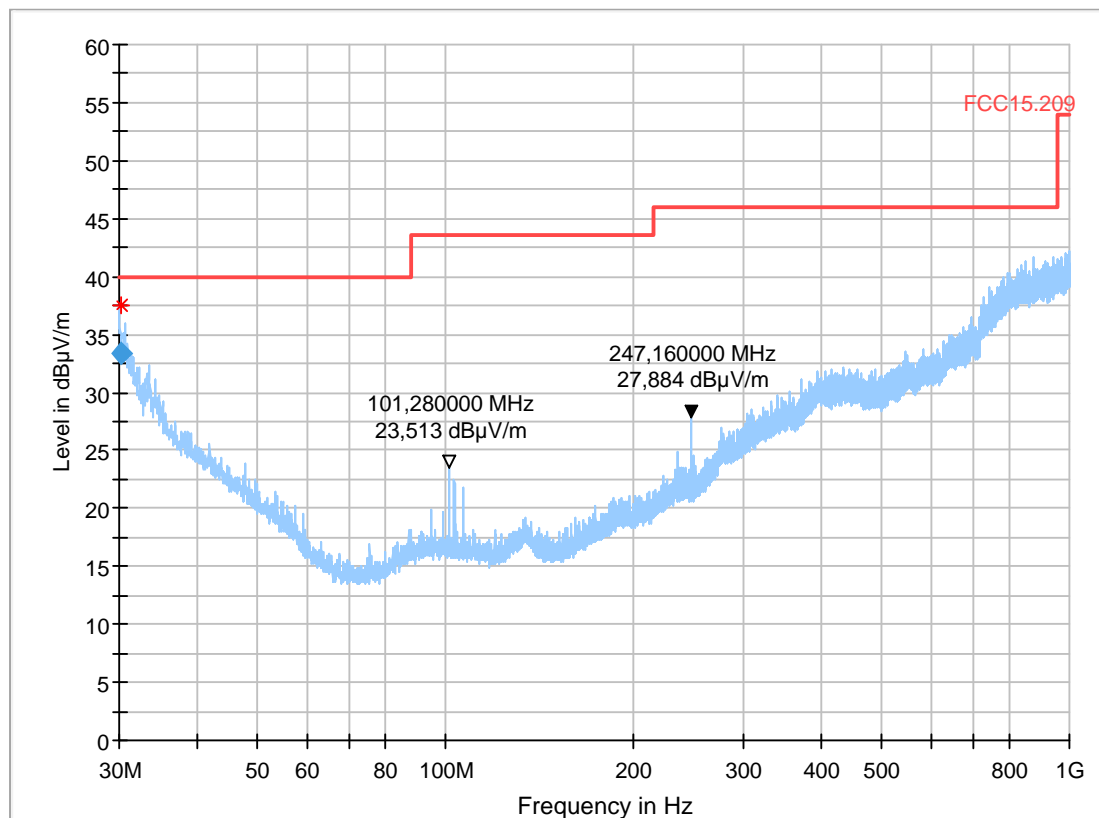
Common Information

Test description:	Electric Field Strength Measurement
Test site and distance:	Ref.-Nr. 441 Semi Anechoic Room (SAR) with 3 m measurement
Version of Test software:	EMC32 V9.25.0
Test specification.:	FCC 15.209; RSS-Gen: Issue 3
Operator:	MBe
Operating conditions:	Humidity: 55%rH; Temperature: 20°C
Power during tests:	13.5V DC
Comment 1:	laving

EUT Information

Manufacturer:	Robert Bosch Car Multimedia
Product:	AIVISBX0
EUT Model:	18-1-00482S06
HW:	tbd
SW:	283C24194R
Serial No.:	0005000
Connected Devices:	13.5VDC

Full Spectrum



3.04b_a-mode_6Mbps_ch149

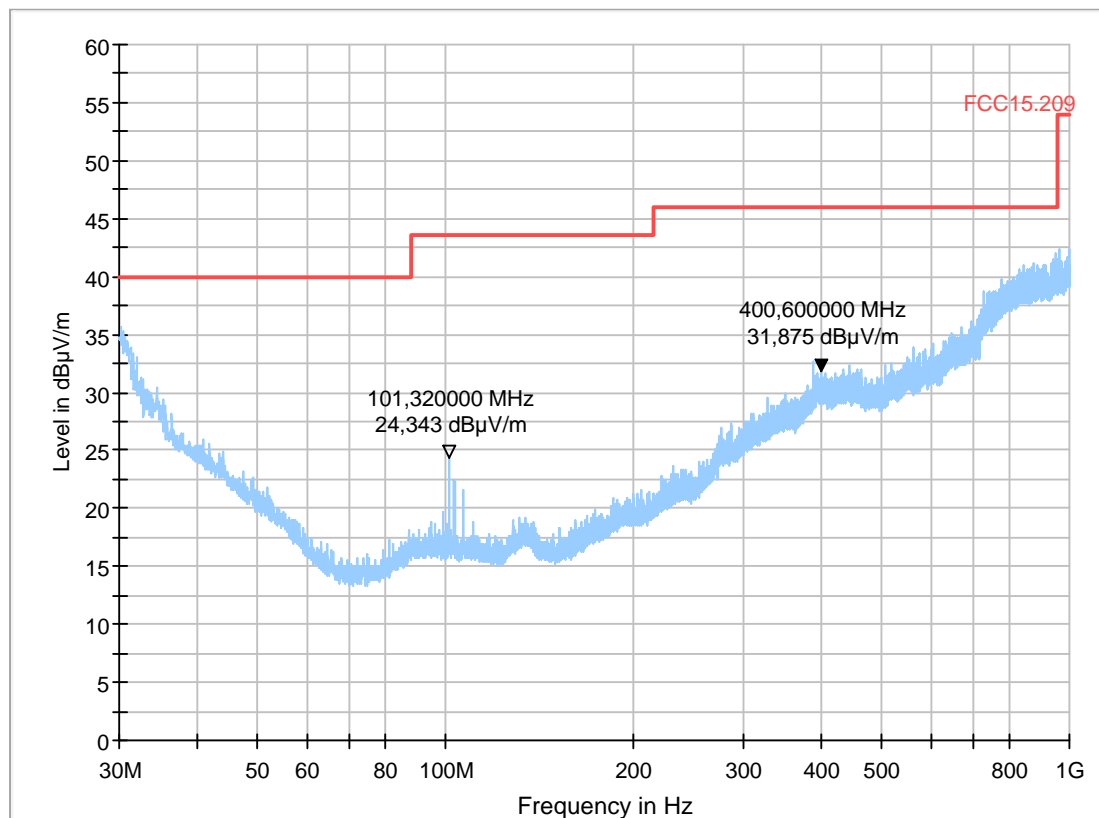
Common Information

Test description:	Electric Field Strength Measurement
Test site and distance:	Ref.-Nr. 441 Semi Anechoic Room (SAR) with 3 m measurement
Version of Test software:	EMC32 V9.25.0
Test specification.:	FCC 15.209; RSS-Gen: Issue 3
Operator:	MBe
Operating conditions:	Humidity: 55%rH; Temperature: 20°C
Power during tests:	13.5V DC
Comment 1:	standing

EUT Information

Manufacturer:	Robert Bosch Car Multimedia
Product:	AIVISBX0
EUT Model:	18-1-00482S06
HW:	tbd
SW:	283C24194R
Serial No.:	0005000
Connected Devices:	13.5VDC

Full Spectrum



3.05a_n-mode_MCS3_ch040

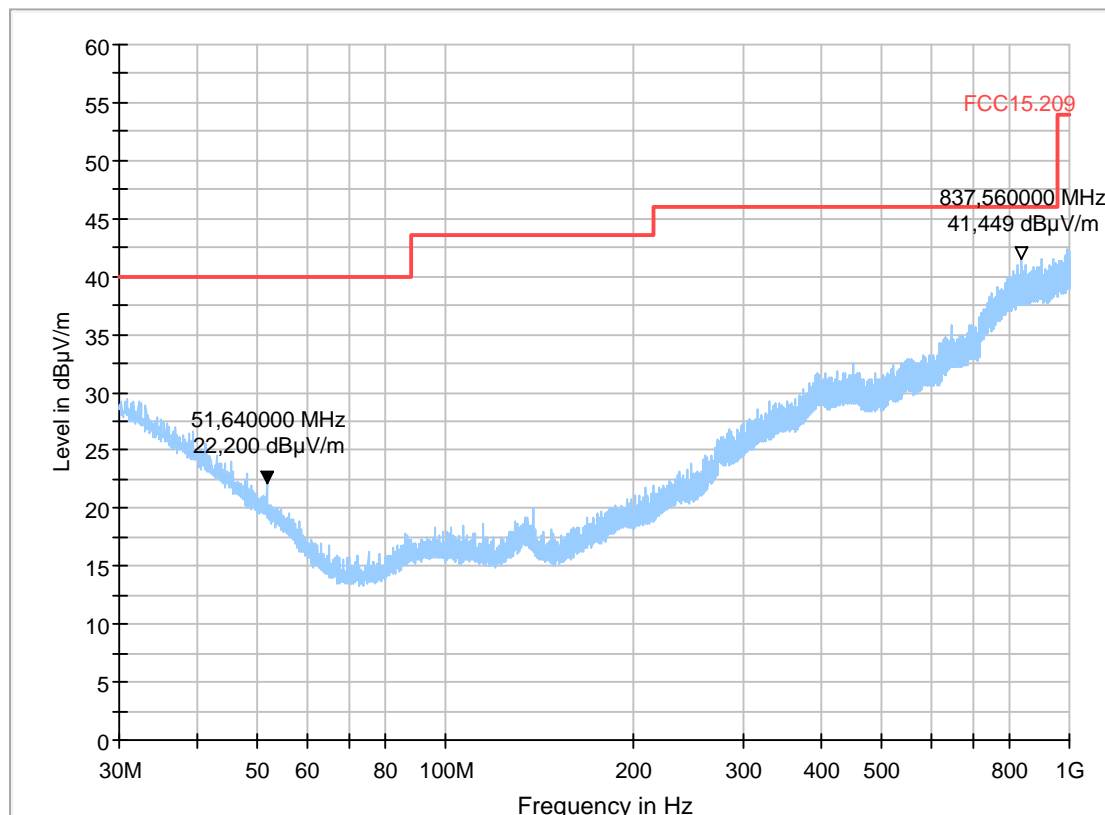
Common Information

Test description:	Electric Field Strength Measurement
Test site and distance:	Ref.-Nr. 441 Semi Anechoic Room (SAR) with 3 m measurement
Version of Testsoftware:	EMC32 V9.25.0
Distance correction:	not used
Used filter:	not used
Technical Data:	please see page 2 for detailed data of measurement setup
Test specification.:	FCC 15.209; RSS-Gen: Issue 3
Operatingmode:	n-mode HT20 MCS3 ch040
Operator:	TFr
Operating conditions:	Humidity: 48%rH; Temperature: 20°C

EUT Information

Manufacturer:	Robert Bosch Car Multimedia
Product:	AIVISBX0
EUT Model:	18-1-00482S06
HW:	tbd
SW:	283C24194R
Serial Nr.:	
Connected Devices:	13.5VDC

Full Spectrum



3.05b_n-mode_MCS3_ch040

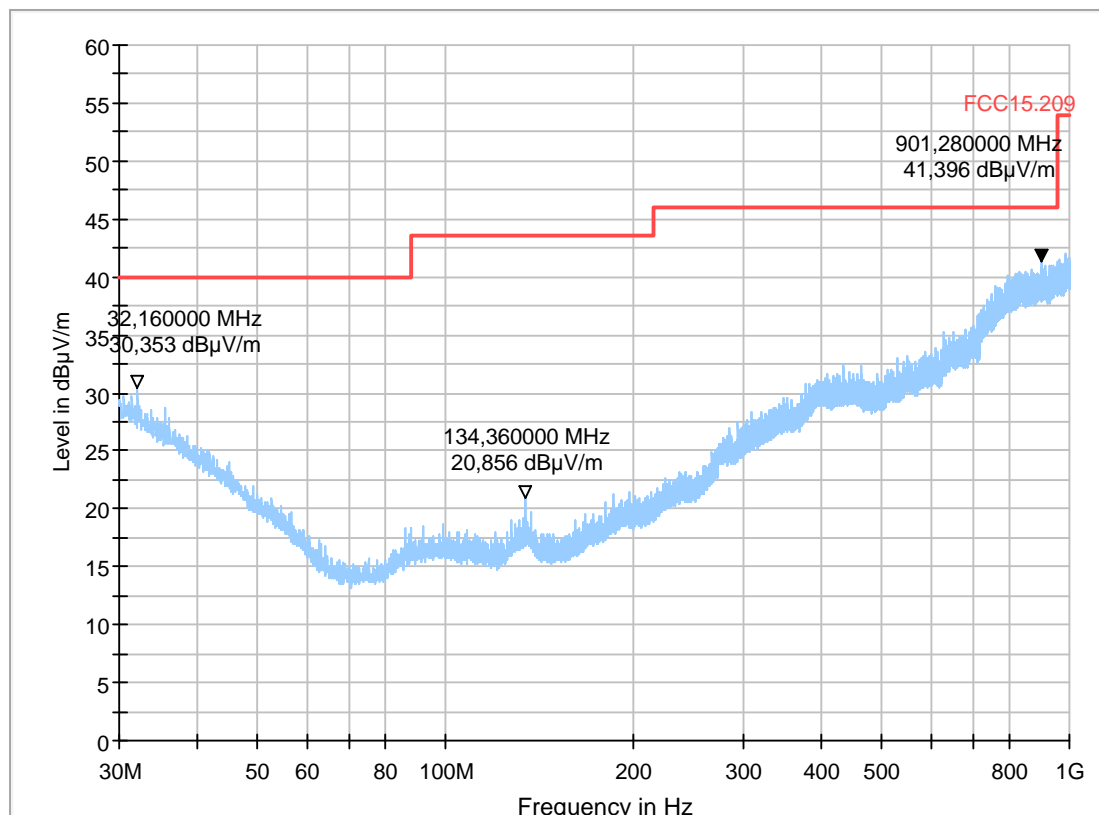
Common Information

Test description:	Electric Field Strength Measurement
Test site and distance:	Ref.-Nr. 441 Semi Anechoic Room (SAR) with 3 m measurement
Version of Testsoftware:	EMC32 V9.25.0
Distance correction:	not used
Used filter:	not used
Technical Data:	please see page 2 for detailed data of measurement setup
Test specification.:	FCC 15.209: RSS-Gen: Issue 3
Operatingmode:	n-mode HT20 MCS3 ch040
Operator:	TFr
Operating conditions:	Humidity: 48%rH; Temperature: 20°C

EUT Information

Manufacturer:	Robert Bosch Car Multimedia
Product:	AIVISBX0
EUT Model:	18-1-00482S06
HW:	tbd
SW:	283C24194R
Serial Nr.:	
Connected Devices:	13.5VDC

Full Spectrum



3.06a_n-mode_MCS3_ch52

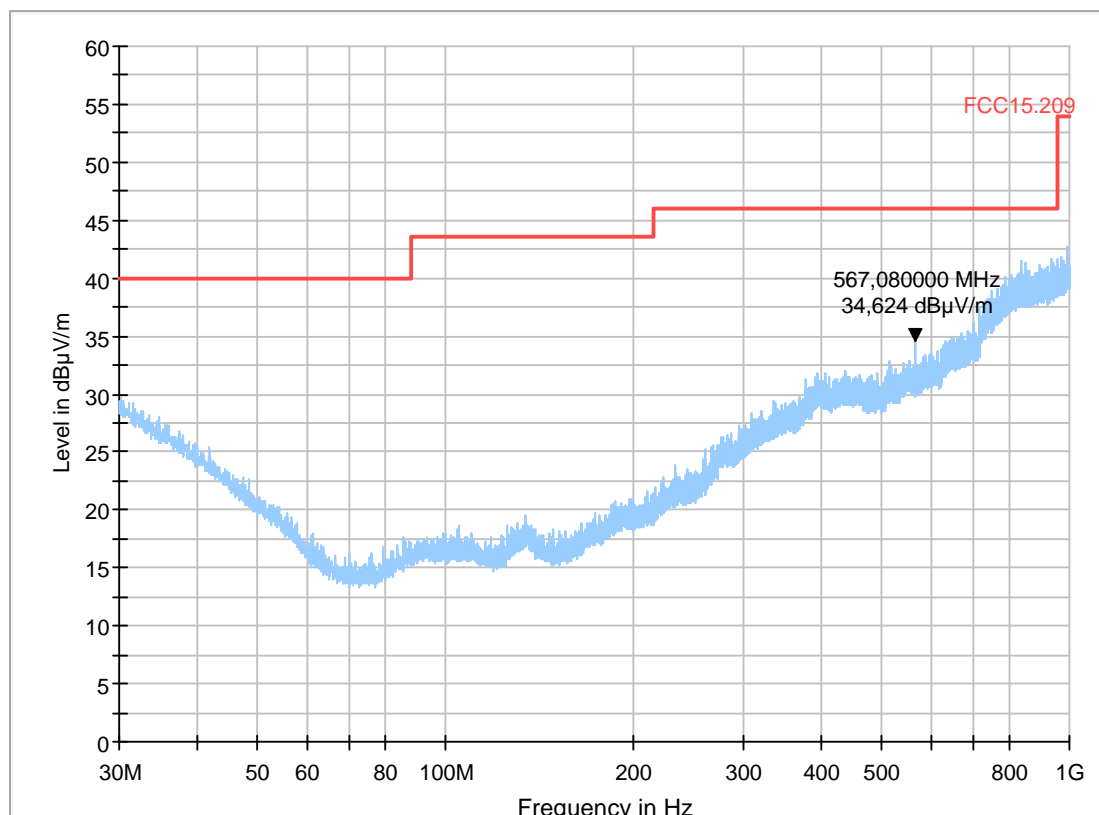
Common Information

Test description:	Electric Field Strength Measurement
Test site and distance:	Ref.-Nr. 441 Semi Anechoic Room (SAR) with 3 m measurement
Version of Testsoftware:	EMC32 V9.25.0
Distance correction:	not used
Used filter:	not used
Technical Data:	please see page 2 for detailed data of measurement setup
Test specification.:	FCC 15.209; RSS-Gen: Issue 3
Operatingmode:	n-mode HT20 MCS3 ch052
Operator:	TFr
Operating conditions:	Humidity: 48%rH; Temperature: 20°C

EUT Information

Manufacturer:	Robert Bosch Car Multimedia
Product:	AIVISBX0
EUT Model:	18-1-00482S06
HW:	tbd
SW:	283C24194R
Serial Nr.:	
Connected Devices:	13.5VDC

Full Spectrum



3.06b_n-mode_MCS3_ch052

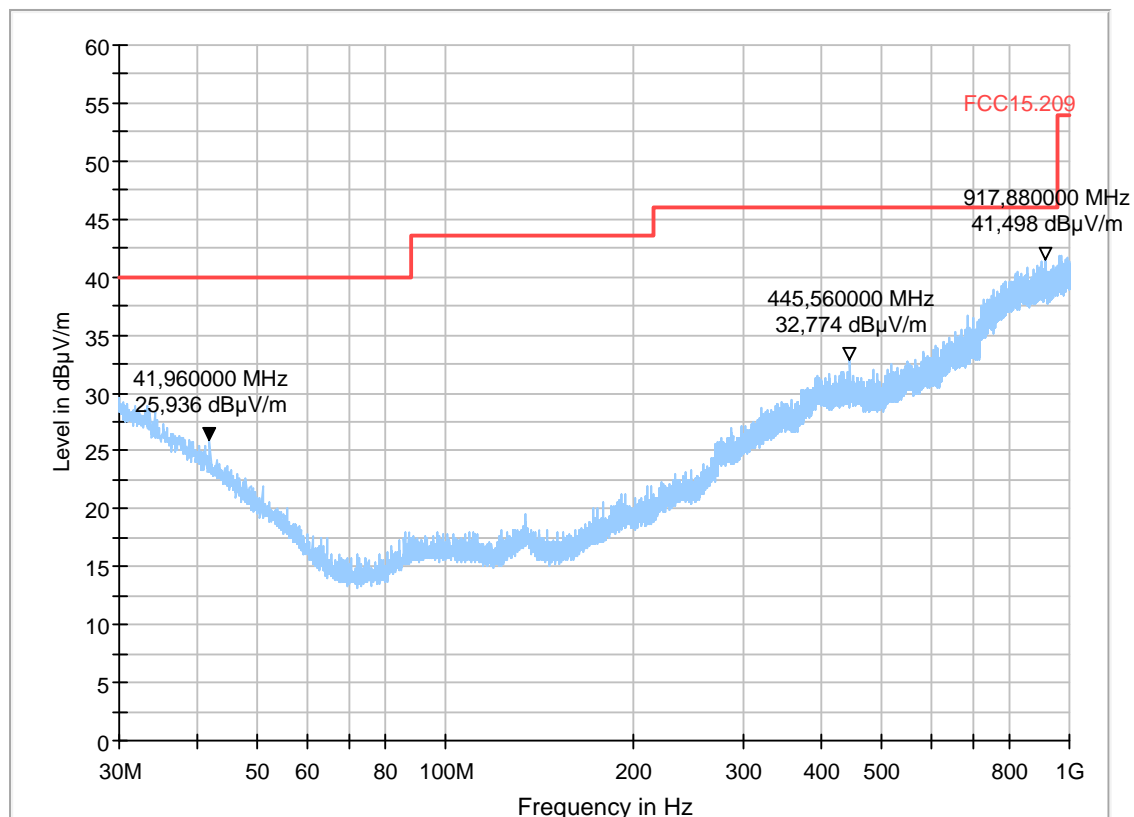
Common Information

Test description:	Electric Field Strength Measurement
Test site and distance:	Ref.-Nr. 441 Semi Anechoic Room (SAR) with 3 m measurement
Version of Testsoftware:	EMC32 V9.25.0
Distance correction:	not used
Used filter:	not used
Technical Data:	please see page 2 for detailed data of measurement setup
Test specification.:	FCC 15.209: RSS-Gen: Issue 3
Operatingmode:	n-mode HT20 MCS3 ch052
Operator:	TFr
Operating conditions:	Humidity: 48%rH; Temperature: 20°C

EUT Information

Manufacturer:	Robert Bosch Car Multimedia
Product:	AIVISBX0
EUT Model:	18-1-00482S06
HW:	tbd
SW:	283C24194R
Serial Nr.:	
Connected Devices:	13.5VDC

Full Spectrum



3.07a_n-mode_MCS3_ch116

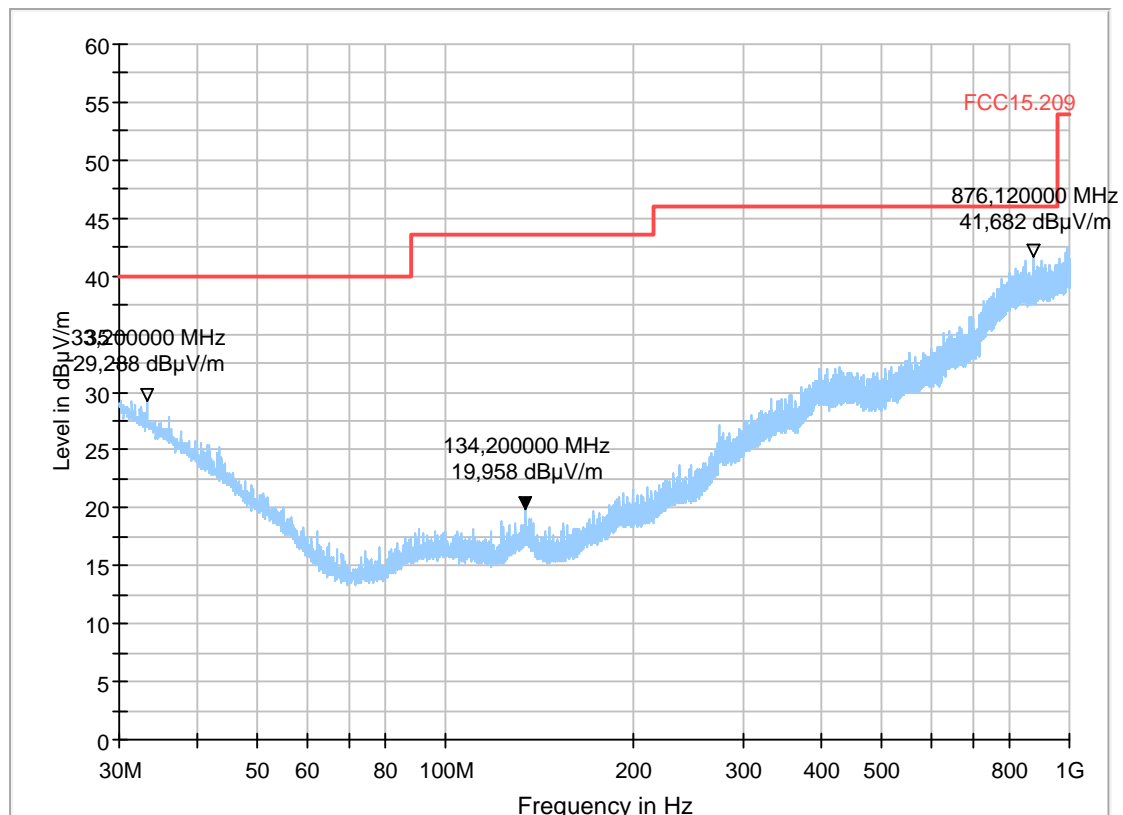
Common Information

Test description:	Electric Field Strength Measurement
Test site and distance:	Ref.-Nr. 441 Semi Anechoic Room (SAR) with 3 m measurement
Version of Testsoftware:	EMC32 V9.25.0
Distance correction:	not used
Used filter:	not used
Technical Data:	please see page 2 for detailed data of measurement setup
Test specification.:	FCC 15.209; RSS-Gen: Issue 3
Operatingmode:	n-mode HT20 MCS3 ch116
Operator:	TFr
Operating conditions:	Humidity: 48%rH; Temperature: 20°C

EUT Information

Manufacturer:	Robert Bosch Car Multimedia
Product:	AIVISBX0
EUT Model:	18-1-00482S06
HW:	tbd
SW:	283C24194R
Serial Nr.:	
Conected Devices:	13.5VDC

Full Spectrum



3.07b_n-mode_MCS3_ch116

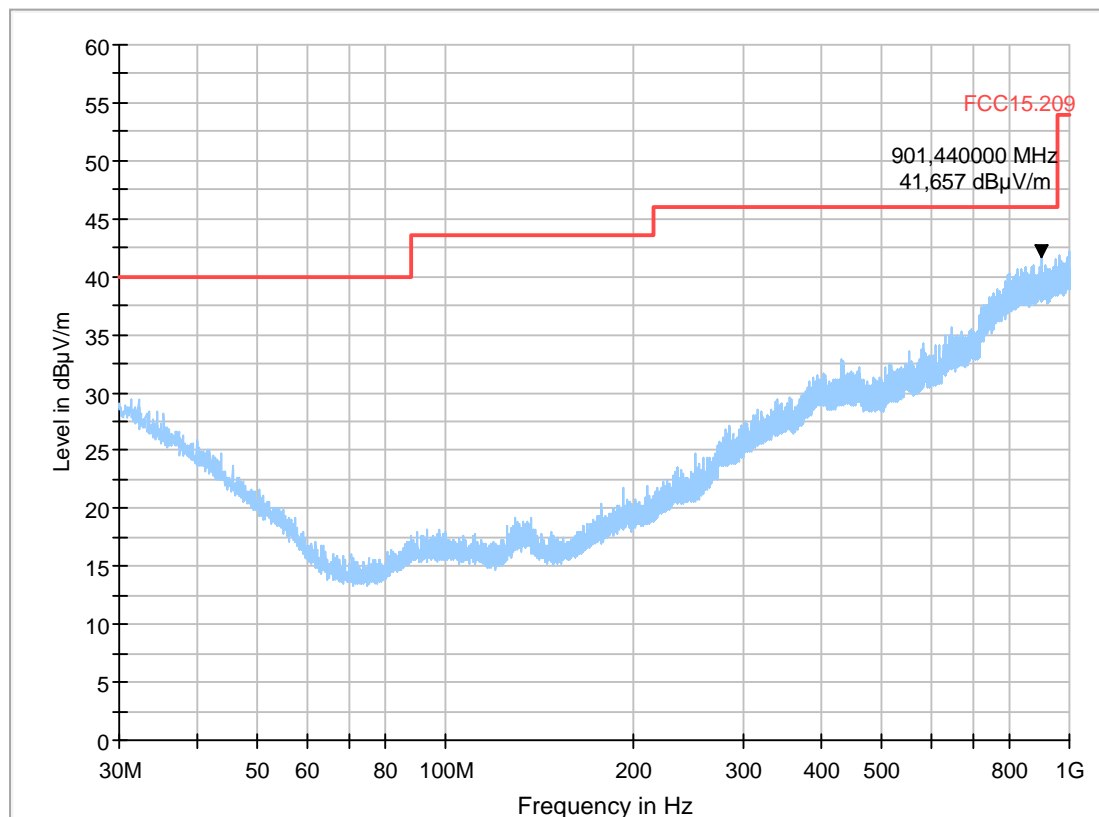
Common Information

Test description:	Electric Field Strength Measurement
Test site and distance:	Ref.-Nr. 441 Semi Anechoic Room (SAR) with 3 m measurement
Version of Testsoftware:	EMC32 V9.25.0
Distance correction:	not used
Used filter:	not used
Technical Data:	please see page 2 for detailed data of measurement setup
Test specification.:	FCC 15.209; RSS-Gen: Issue 3
Operatingmode.:	n-mode HT20 MCS3 ch116
Operator:	TFr
Operating conditions:	Humidity: 48%rH; Temperature: 20°C

EUT Information

Manufacturer:	Robert Bosch Car Multimedia
Product:	AIVISBX0
EUT Model:	18-1-00482S06
HW:	tbd
SW:	283C24194R
Serial Nr.:	
Conected Devices:	13.5VDC

Full Spectrum



3.08a_n-mode_MCS3_ch157

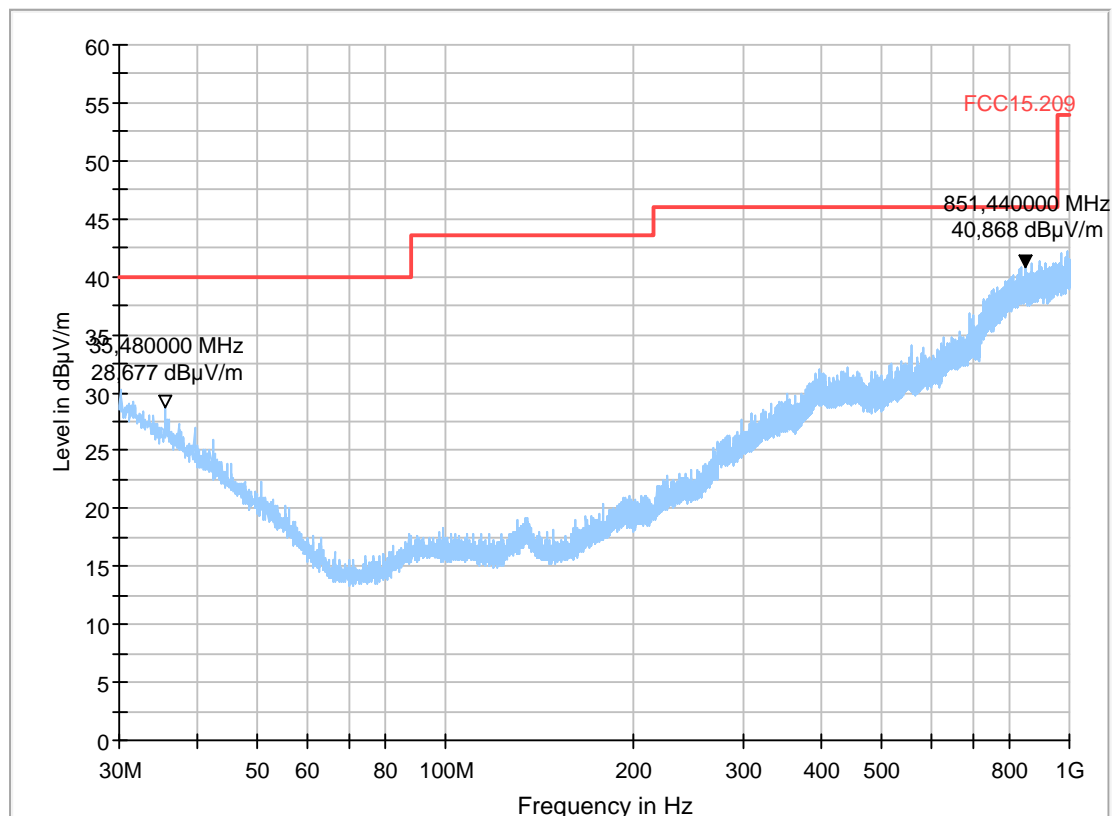
Common Information

Test description:	Electric Field Strength Measurement
Test site and distance:	Ref.-Nr. 441 Semi Anechoic Room (SAR) with 3 m measurement
Version of Testsoftware:	EMC32 V9.25.0
Distance correction:	not used
Used filter:	not used
Technical Data:	please see page 2 for detailed data of measurement setup
Test specification.:	FCC 15.209; RSS-Gen: Issue 3
Operatingmode:	n-mode HT20 MCS3 ch157
Operator:	TFr
Operating conditions:	Humidity: 48%rH; Temperature: 20°C

EUT Information

Manufacturer:	Robert Bosch Car Multimedia
Product:	AIVISBX0
EUT Model:	18-1-00482S06
HW:	tbd
SW:	283C24194R
Serial Nr.:	
Connected Devices:	13.5VDC

Full Spectrum



3.08b_n-mode_MCS3_ch157

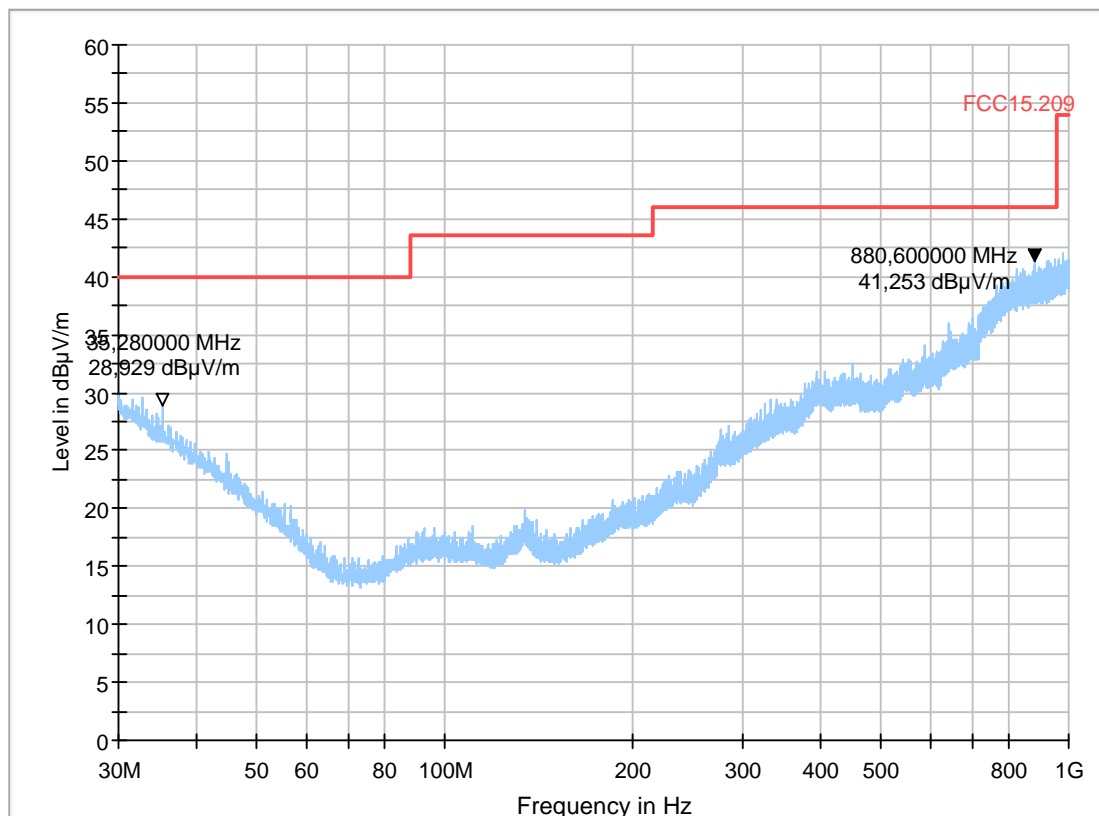
Common Information

Test description:	Electric Field Strength Measurement
Test site and distance:	Ref.-Nr. 441 Semi Anechoic Room (SAR) with 3 m measurement
Version of Testsoftware:	EMC32 V9.25.0
Distance correction:	not used
Used filter:	not used
Technical Data:	please see page 2 for detailed data of measurement setup
Test specification.:	FCC 15.209; RSS-Gen: Issue 3
Operatingmode:	n-mode HT20 MCS3 ch157
Operator:	TFr
Operating conditions:	Humidity: 48%rH; Temperature: 20°C

EUT Information

Manufacturer:	Robert Bosch Car Multimedia
Product:	AIVISBX0
EUT Model:	18-1-00482S06
HW:	tbd
SW:	283C24194R
Serial Nr.:	
Connected Devices:	13.5VDC

Full Spectrum



3.09a_ac-mode_MCS4_ch040

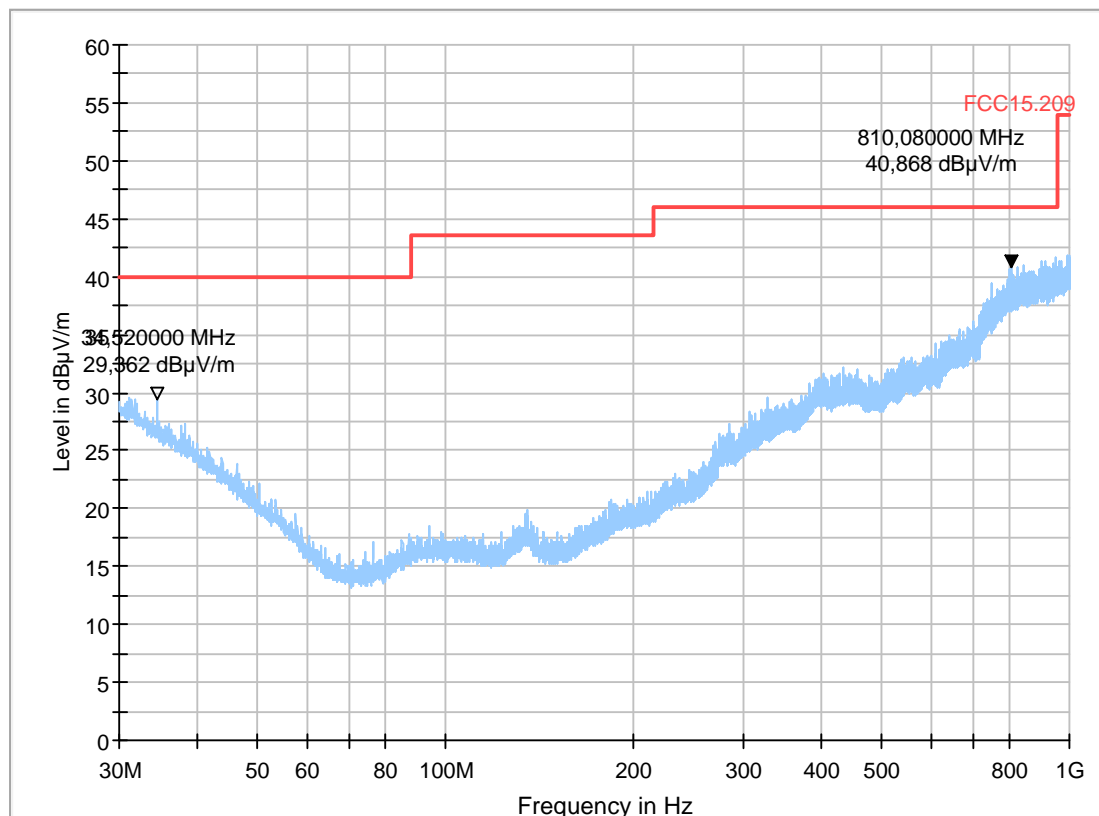
Common Information

Test description:	Electric Field Strength Measurement
Test site and distance:	Ref.-Nr. 441 Semi Anechoic Room (SAR) with 3 m measurement
Version of Testsoftware:	EMC32 V9.25.0
Distance correction:	not used
Used filter:	not used
Technical Data:	please see page 2 for detailed data of measurement setup
Test specification.:	FCC 15.209; RSS-Gen: Issue 3
Operatingmode:	ac-mode HT20 MCS4 ch040
Operator:	TFr
Operating conditions:	Humidity: 48%rH; Temperature: 20°C

EUT Information

Manufacturer:	Robert Bosch Car Multimedia
Product:	AIVISBX0
EUT Model:	18-1-00482S06
HW:	tbd
SW:	283C24194R
Serial Nr.:	
Connected Devices:	13.5VDC

Full Spectrum



3.09b_ac-mode_MCS4_ch040

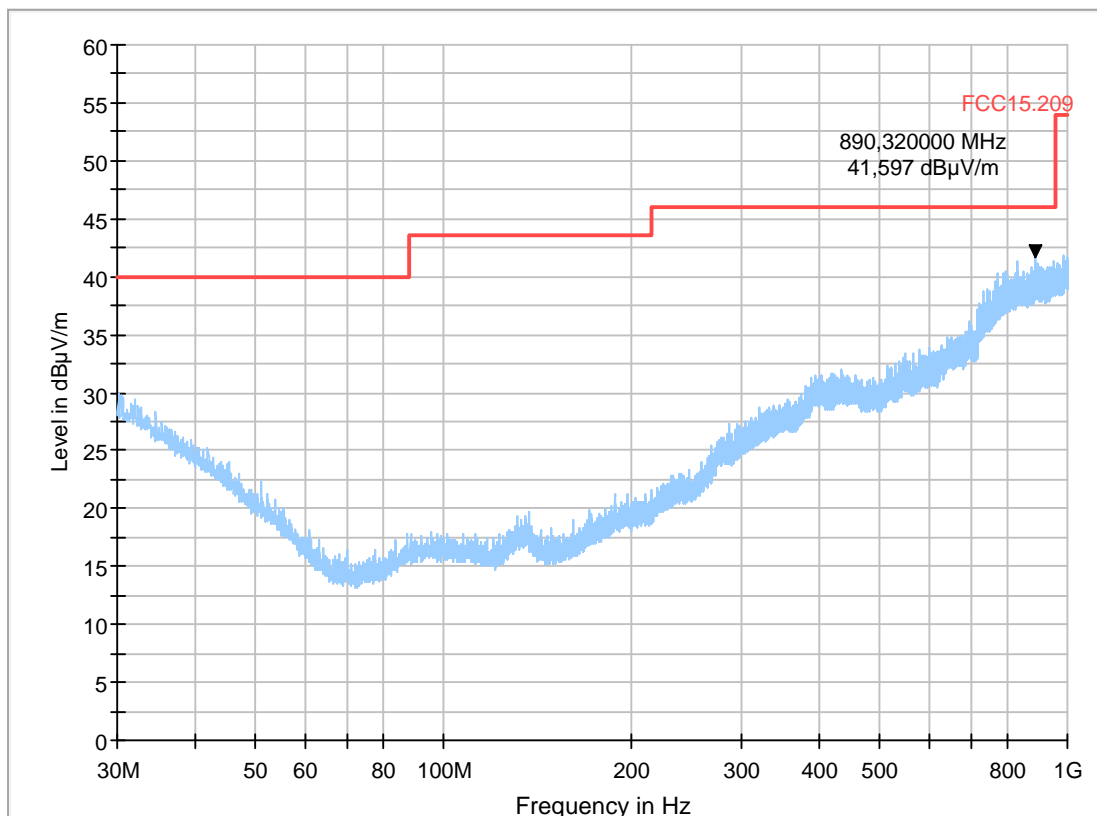
Common Information

Test description:	Electric Field Strength Measurement
Test site and distance:	Ref.-Nr. 441 Semi Anechoic Room (SAR) with 3 m measurement
Version of Testsoftware:	EMC32 V9.25.0
Distance correction:	not used
Used filter:	not used
Technical Data:	please see page 2 for detailed data of measurement setup
Test specification.:	FCC 15.209; RSS-Gen: Issue 3
Operatingmode:	ac-mode HT20 MCS4 ch040
Operator:	TFr
Operating conditions:	Humidity: 48%rH; Temperature: 20°C

EUT Information

Manufacturer:	Robert Bosch Car Multimedia
Product:	AIVISBX0
EUT Model:	18-1-00482S06
HW:	tbd
SW:	283C24194R
Serial Nr.:	
Connected Devices:	13.5VDC

Full Spectrum



3.10a_ac-mode_MCS4_ch56

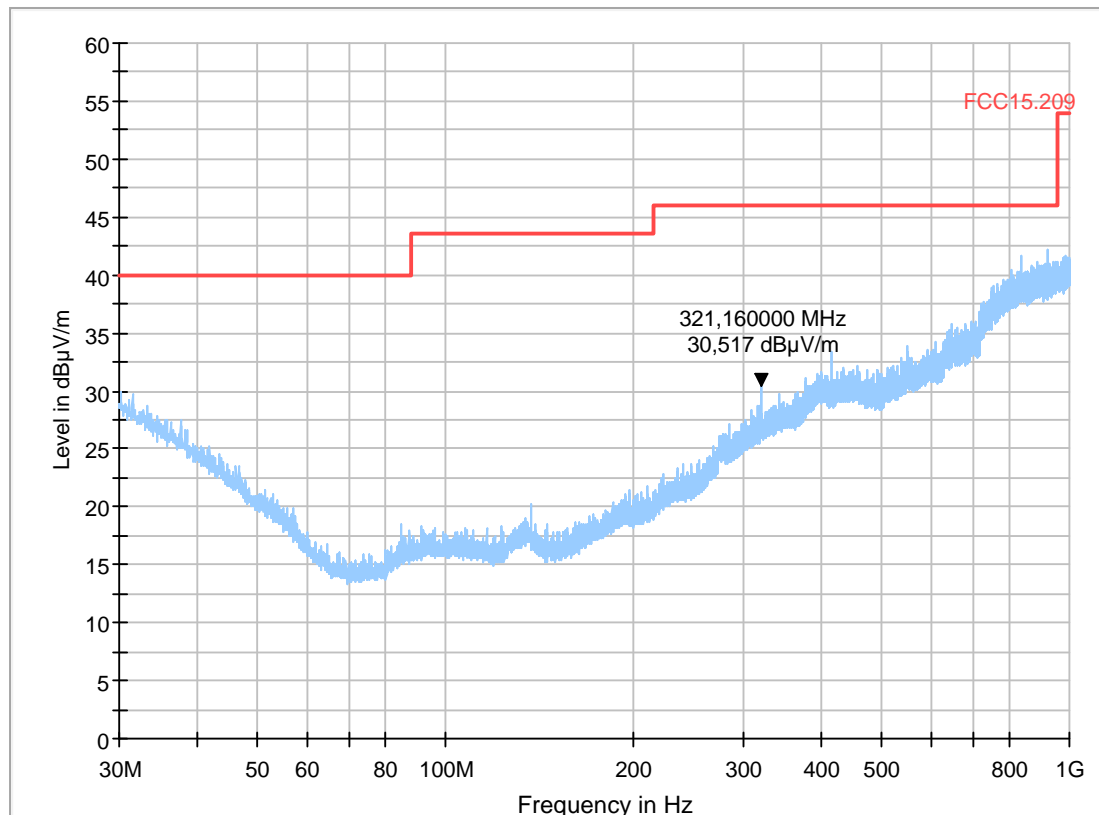
Common Information

Test description:	Electric Field Strength Measurement
Test site and distance:	Ref.-Nr. 441 Semi Anechoic Room (SAR) with 3 m measurement
Version of Testsoftware:	EMC32 V9.25.0
Distance correction:	not used
Used filter:	not used
Technical Data:	please see page 2 for detailed data of measurement setup
Test specification.:	FCC 15.209; RSS-Gen: Issue 3
Operatingmode:	ac-mode HT20 MCS4 ch56
Operator:	LKu
Operating conditions:	Humidity: 48%rH; Temperature: 20°C
Comment 1:	laving

EUT Information

Manufacturer:	Robert Bosch Car Multimedia
Product:	AIVISBX0
EUT Model:	18-1-00482S06
HW:	tbd
SW:	283C24194R
Serial Nr.:	
Conected Devices:	13.5VDC

Full Spectrum



3.10b_ac-mode_MCS4_ch56

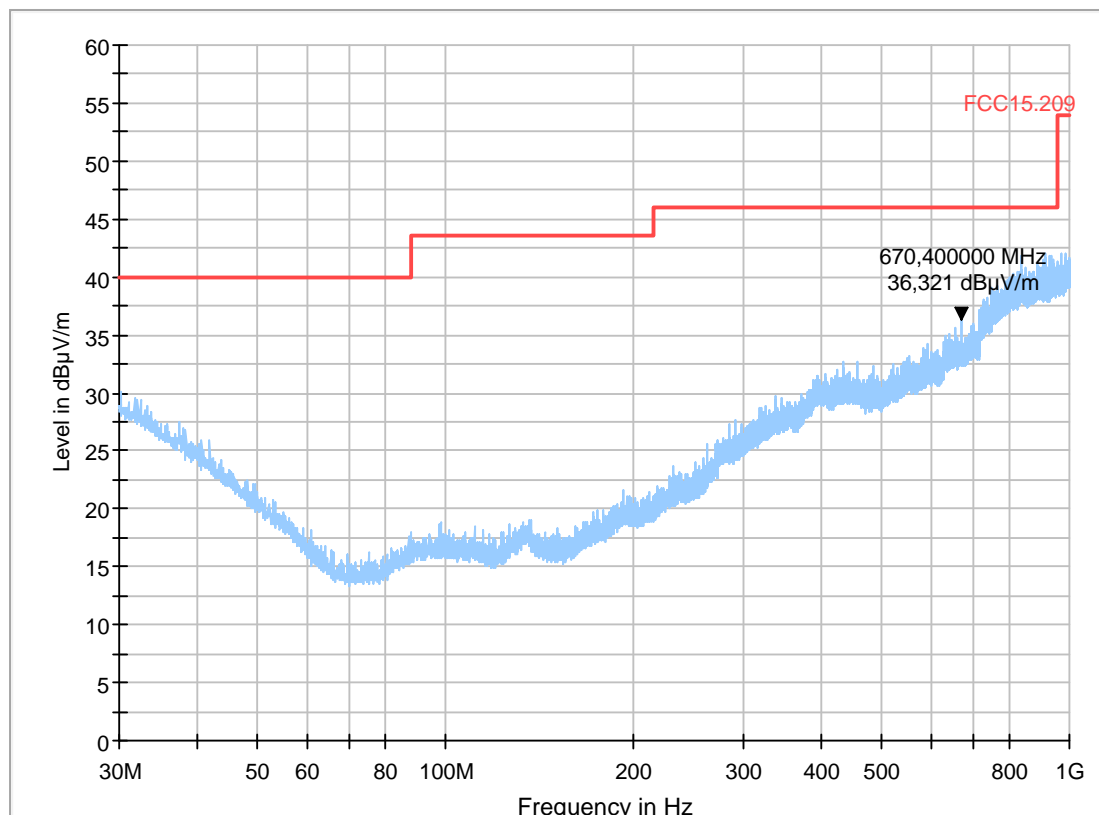
Common Information

Test description:	Electric Field Strength Measurement
Test site and distance:	Ref.-Nr. 441 Semi Anechoic Room (SAR) with 3 m measurement
Version of Testsoftware:	EMC32 V9.25.0
Distance correction:	not used
Used filter:	not used
Technical Data:	please see page 2 for detailed data of measurement setup
Test specification.:	FCC 15.209; RSS-Gen: Issue 3
Operatingmode:	ac-mode HT20 MCS4 ch56
Operator:	LKu
Operating conditions:	Humidity: 48%rH; Temperature: 20°C
Comment 1:	standing

EUT Information

Manufacturer:	Robert Bosch Car Multimedia
Product:	AIVISBX0
EUT Model:	18-1-00482S06
HW:	tbd
SW:	283C24194R
Serial Nr.:	
Conected Devices:	13.5VDC

Full Spectrum



3.11a_ac-mode_MCS4_ch140

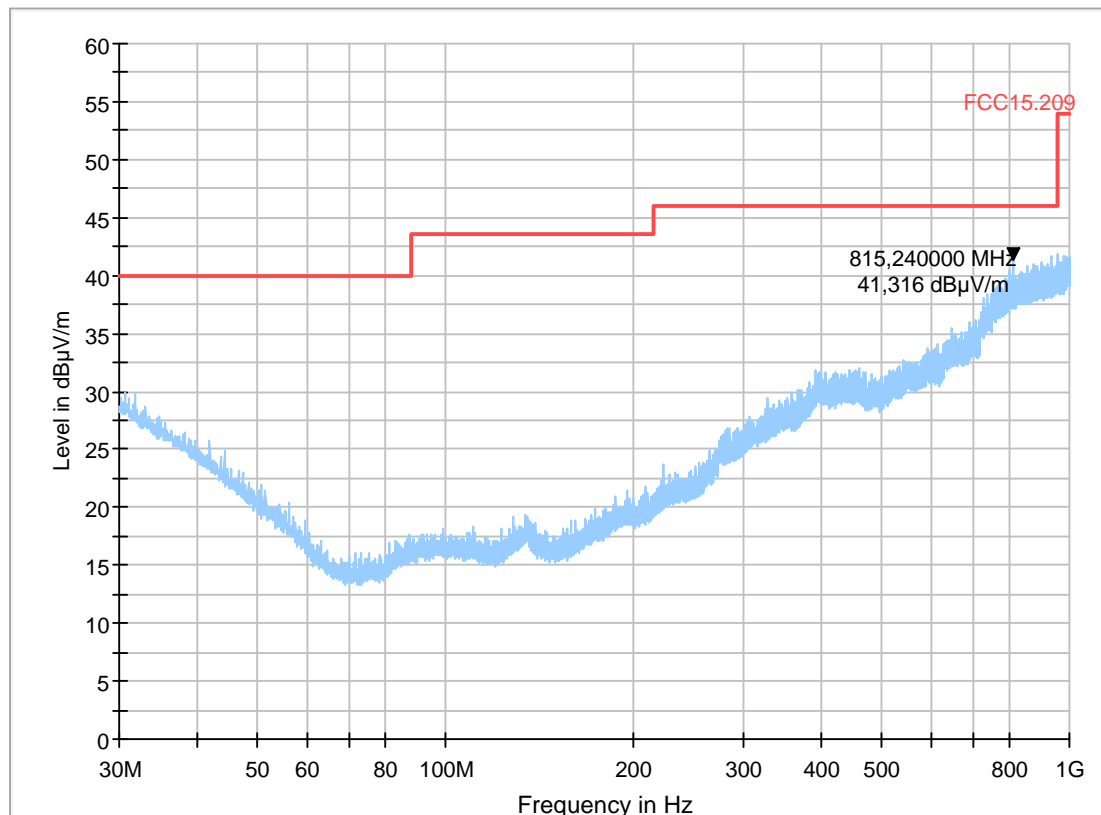
Common Information

Test description:	Electric Field Strength Measurement
Test site and distance:	Ref.-Nr. 441 Semi Anechoic Room (SAR) with 3 m measurement
Version of Testsoftware:	EMC32 V9.25.0
Distance correction:	not used
Used filter:	not used
Technical Data:	please see page 2 for detailed data of measurement setup
Test specification.:	FCC 15.209; RSS-Gen: Issue 3
Operatingmode:	ac-mode HT20 MCS4 ch140
Operator:	LKu / YBo
Operating conditions:	Humidity: 48%rH; Temperature: 20°C
Comment 1:	laving

EUT Information

Manufacturer:	Robert Bosch Car Multimedia
Product:	AIVISBX0
EUT Model:	18-1-00482S06
HW:	tbd
SW:	283C24194R
Serial Nr.:	
Conected Devices:	13.5VDC

Full Spectrum



3.11b_ac-mode_MCS4_ch140

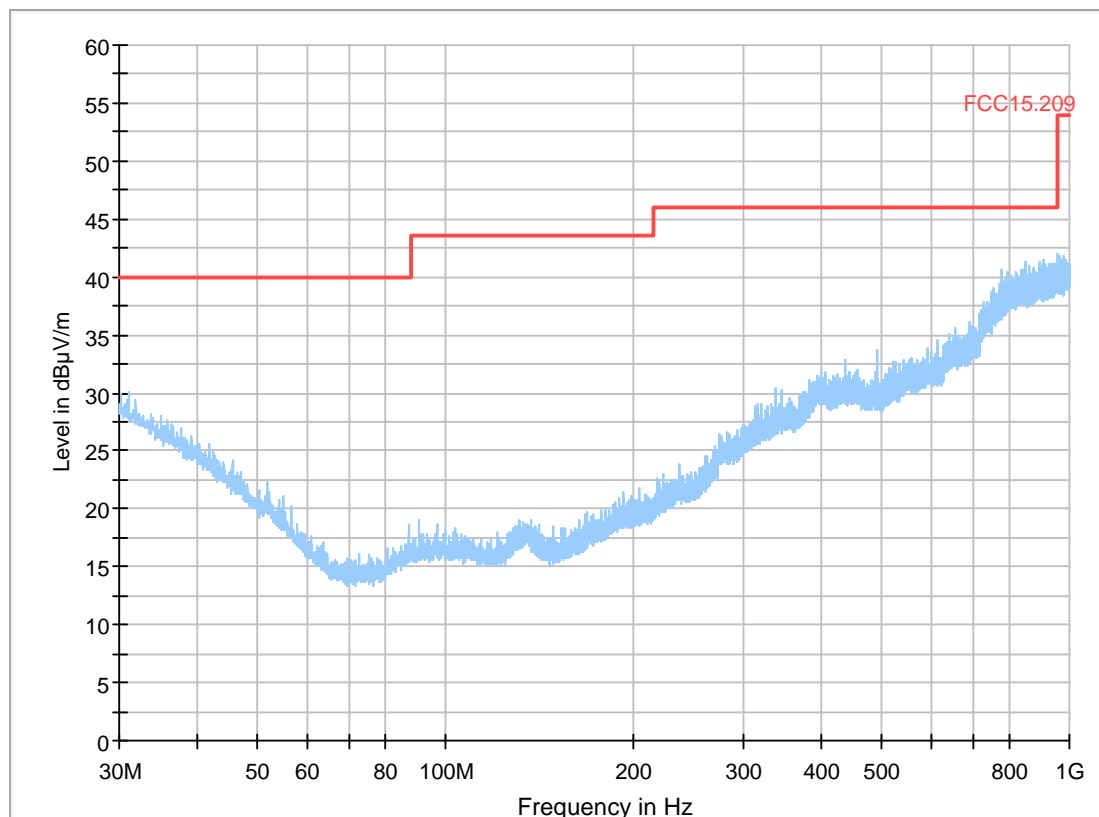
Common Information

Test description:	Electric Field Strength Measurement
Test site and distance:	Ref.-Nr. 441 Semi Anechoic Room (SAR) with 3 m measurement
Version of Testsoftware:	EMC32 V9.25.0
Distance correction:	not used
Used filter:	not used
Technical Data:	please see page 2 for detailed data of measurement setup
Test specification.:	FCC 15.209; RSS-Gen: Issue 3
Operatingmode:	ac-mode HT20 MCS4 ch140
Operator:	LKu / YBo
Operating conditions:	Humidity: 48%rH; Temperature: 20°C
Comment 1:	standing

EUT Information

Manufacturer:	Robert Bosch Car Multimedia
Product:	AIVISBX0
EUT Model:	18-1-00482S06
HW:	tbd
SW:	283C24194R
Serial Nr.:	
Conected Devices:	13.5VDC

Full Spectrum



3.12a_ac-mode_MCS4_ch165

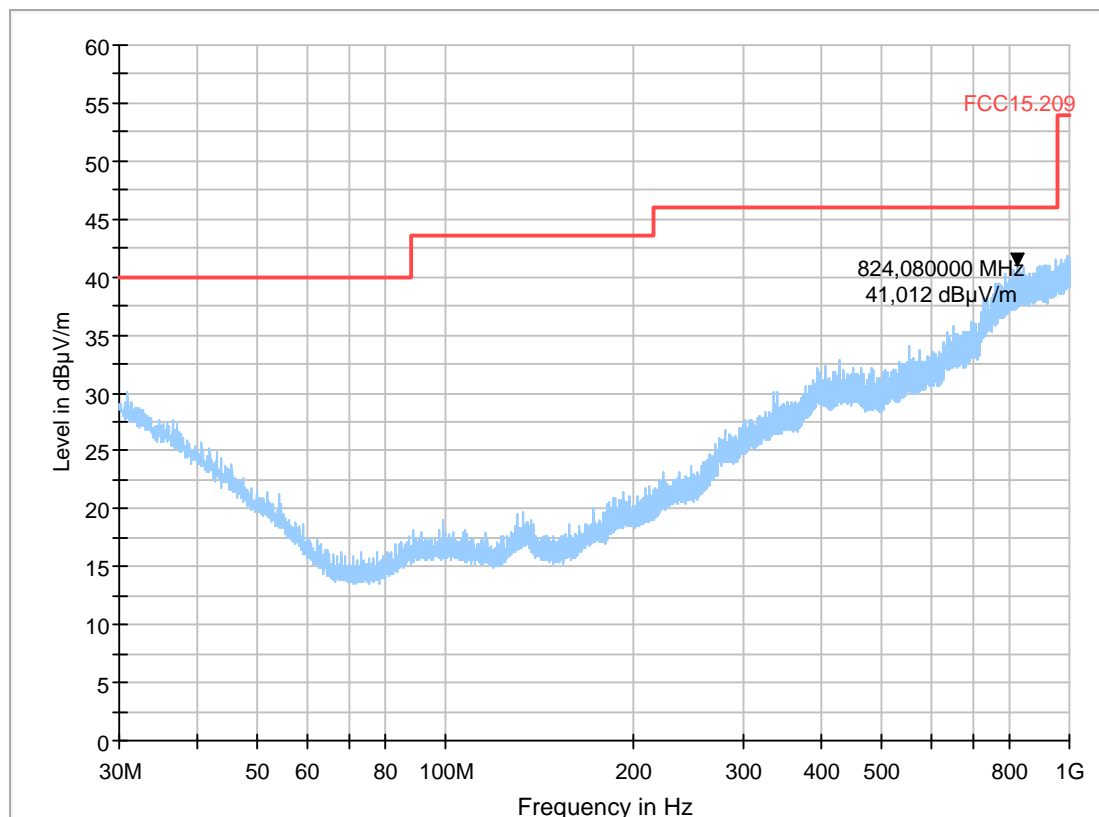
Common Information

Test description:	Electric Field Strength Measurement
Test site and distance:	Ref.-Nr. 441 Semi Anechoic Room (SAR) with 3 m measurement
Version of Testsoftware:	EMC32 V9.25.0
Distance correction:	not used
Used filter:	not used
Technical Data:	please see page 2 for detailed data of measurement setup
Test specification.:	FCC 15.209; RSS-Gen: Issue 3
Operatingmode:	ac-mode HT20 MCS4 ch165
Operator:	LKu / YBo
Operating conditions:	Humidity: 48%rH; Temperature: 20°C
Comment 1:	laving

EUT Information

Manufacturer:	Robert Bosch Car Multimedia
Product:	AIVISBX0
EUT Model:	18-1-00482S06
HW:	tbd
SW:	283C24194R
Serial Nr.:	
Conected Devices:	13.5VDC

Full Spectrum



3.12b_ac-mode_MCS4_ch165

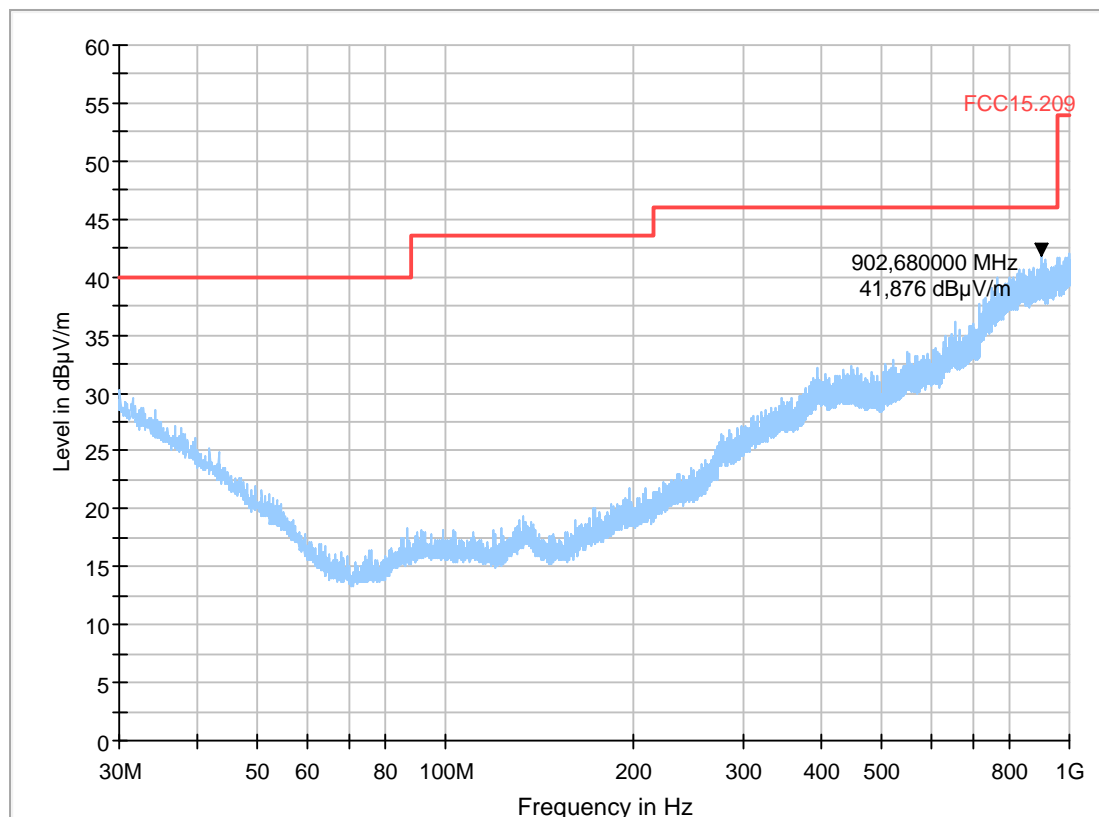
Common Information

Test description:	Electric Field Strength Measurement
Test site and distance:	Ref.-Nr. 441 Semi Anechoic Room (SAR) with 3 m measurement
Version of Testsoftware:	EMC32 V9.25.0
Distance correction:	not used
Used filter:	not used
Technical Data:	please see page 2 for detailed data of measurement setup
Test specification.:	FCC 15.209; RSS-Gen: Issue 3
Operatingmode:	ac-mode HT20 MCS4 ch165
Operator:	LKu / YBo
Operating conditions:	Humidity: 48%rH; Temperature: 20°C
Comment 1:	standing

EUT Information

Manufacturer:	Robert Bosch Car Multimedia
Product:	AIVISBX0
EUT Model:	18-1-00482S06
HW:	tbd
SW:	283C24194R
Serial Nr.:	
Conected Devices:	13.5VDC

Full Spectrum



3.13a_n-mode_MCS4_ch038

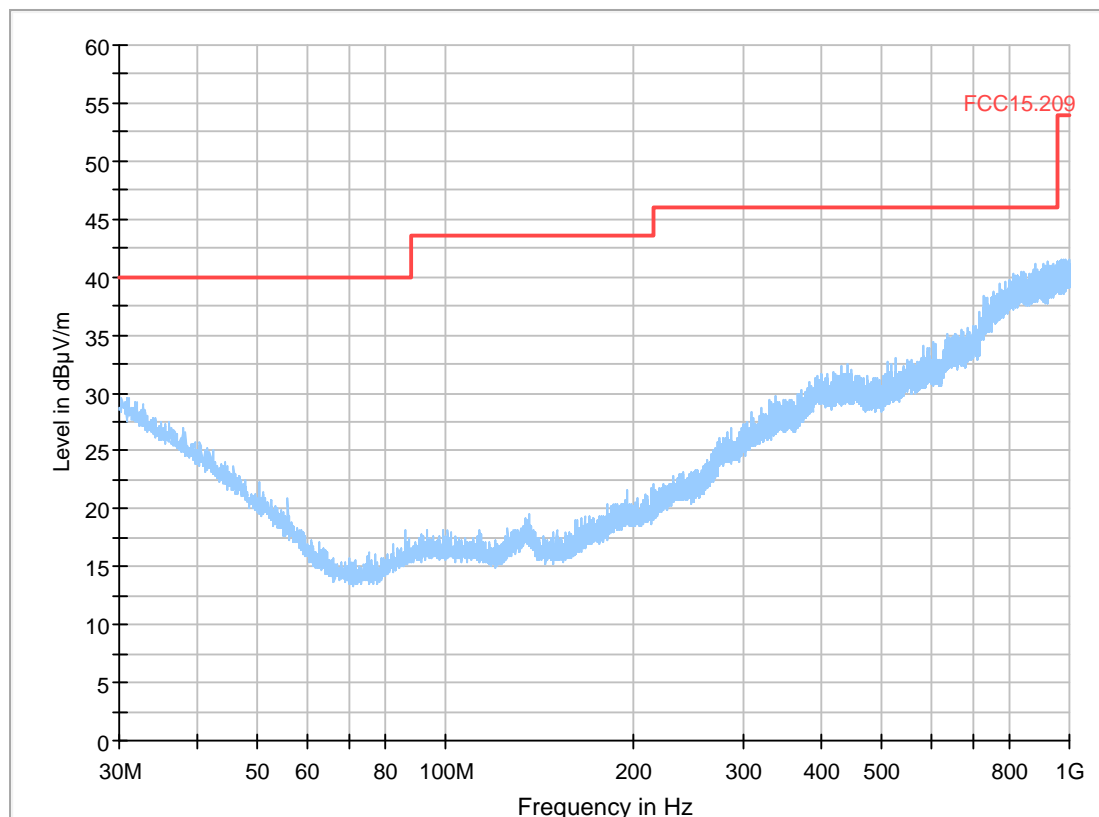
Common Information

Test description:	Electric Field Strength Measurement
Test site and distance:	Ref.-Nr. 441 Semi Anechoic Room (SAR) with 3 m measurement
Version of Testsoftware:	EMC32 V9.25.0
Distance correction:	not used
Used filter:	not used
Technical Data:	please see page 2 for detailed data of measurement setup
Test specification.:	FCC 15.209; RSS-Gen: Issue 3
Operatingmode:	n-mode HT40 MCS4 ch038
Operator:	LKu / YBo
Operating conditions:	Humidity: 48%rH; Temperature: 20°C
Comment 1:	laving

EUT Information

Manufacturer:	Robert Bosch Car Multimedia
Product:	AIVISBX0
EUT Model:	18-1-00482S06
HW:	tbd
SW:	283C24194R
Serial Nr.:	
Conected Devices:	13.5VDC

Full Spectrum



3.13b_n-mode_MCS4_ch038

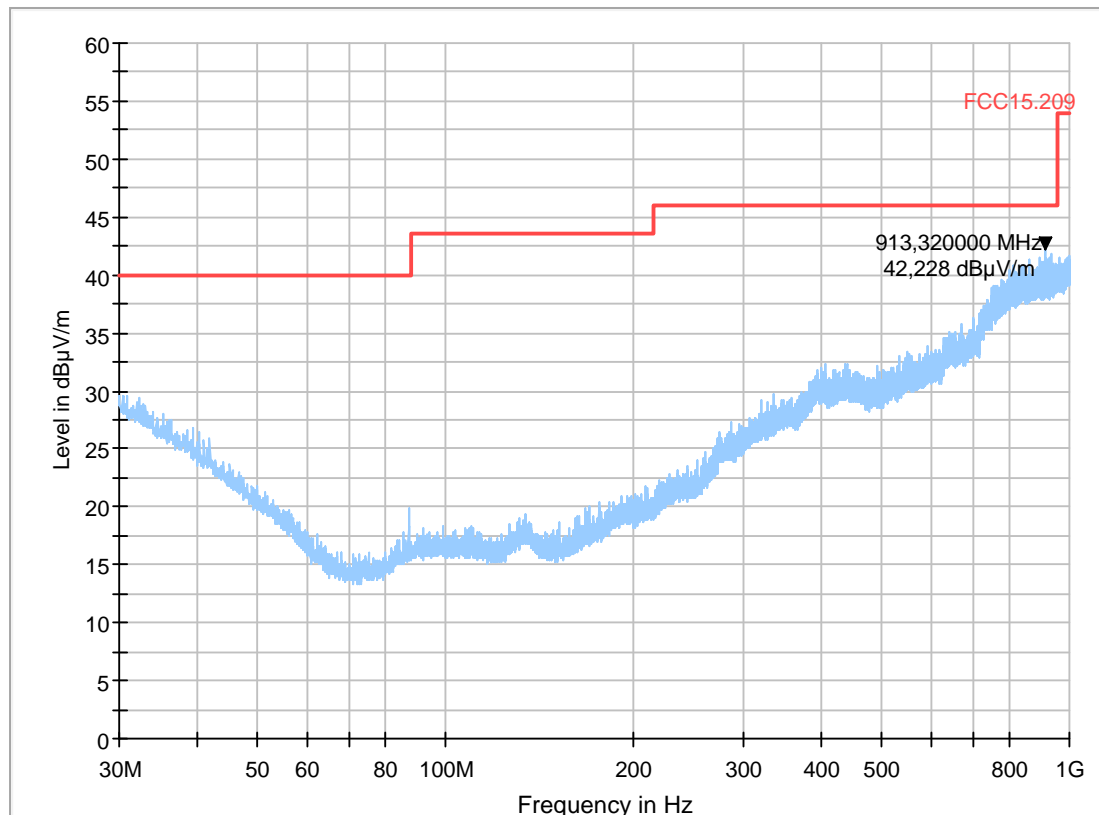
Common Information

Test description:	Electric Field Strength Measurement
Test site and distance:	Ref.-Nr. 441 Semi Anechoic Room (SAR) with 3 m measurement
Version of Testsoftware:	EMC32 V9.25.0
Distance correction:	not used
Used filter:	not used
Technical Data:	please see page 2 for detailed data of measurement setup
Test specification.:	FCC 15.209; RSS-Gen: Issue 3
Operatingmode:	n-mode HT40 MCS4 ch038
Operator:	LKu / YBo
Operating conditions:	Humidity: 48%rH; Temperature: 20°C
Comment 1:	standing

EUT Information

Manufacturer:	Robert Bosch Car Multimedia
Product:	AIVISBX0
EUT Model:	18-1-00482S06
HW:	tbd
SW:	283C24194R
Serial Nr.:	
Conected Devices:	13.5VDC

Full Spectrum



3.14a_n-mode_MCS4_ch054

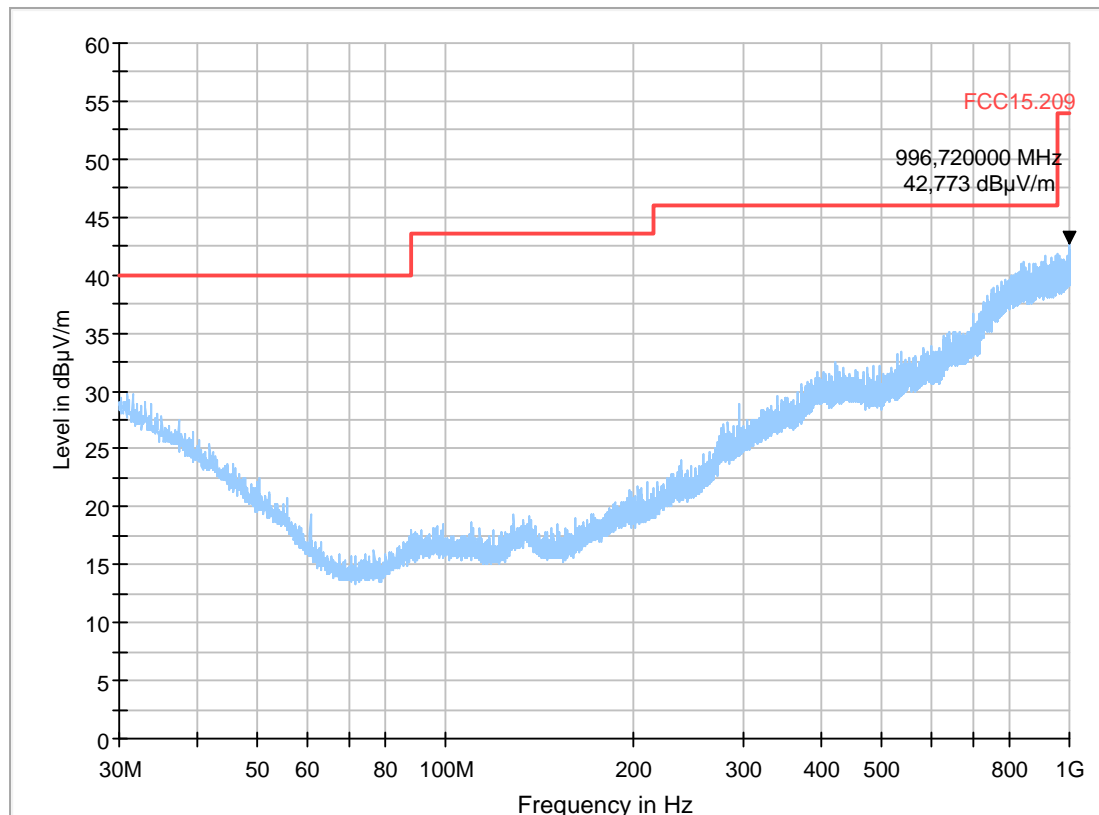
Common Information

Test description:	Electric Field Strength Measurement
Test site and distance:	Ref.-Nr. 441 Semi Anechoic Room (SAR) with 3 m measurement
Version of Testsoftware:	EMC32 V9.25.0
Distance correction:	not used
Used filter:	not used
Technical Data:	please see page 2 for detailed data of measurement setup
Test specification.:	FCC 15.209; RSS-Gen: Issue 3
Operatingmode:	n-mode HT40 MCS4 ch054
Operator:	LKu / YBo
Operating conditions:	Humidity: 48%rH; Temperature: 20°C
Comment 1:	laving

EUT Information

Manufacturer:	Robert Bosch Car Multimedia
Product:	AIVISBX0
EUT Model:	18-1-00482S06
HW:	tbd
SW:	283C24194R
Serial Nr.:	
Conected Devices:	13.5VDC

Full Spectrum



3.14b_n-mode_MCS4_ch054

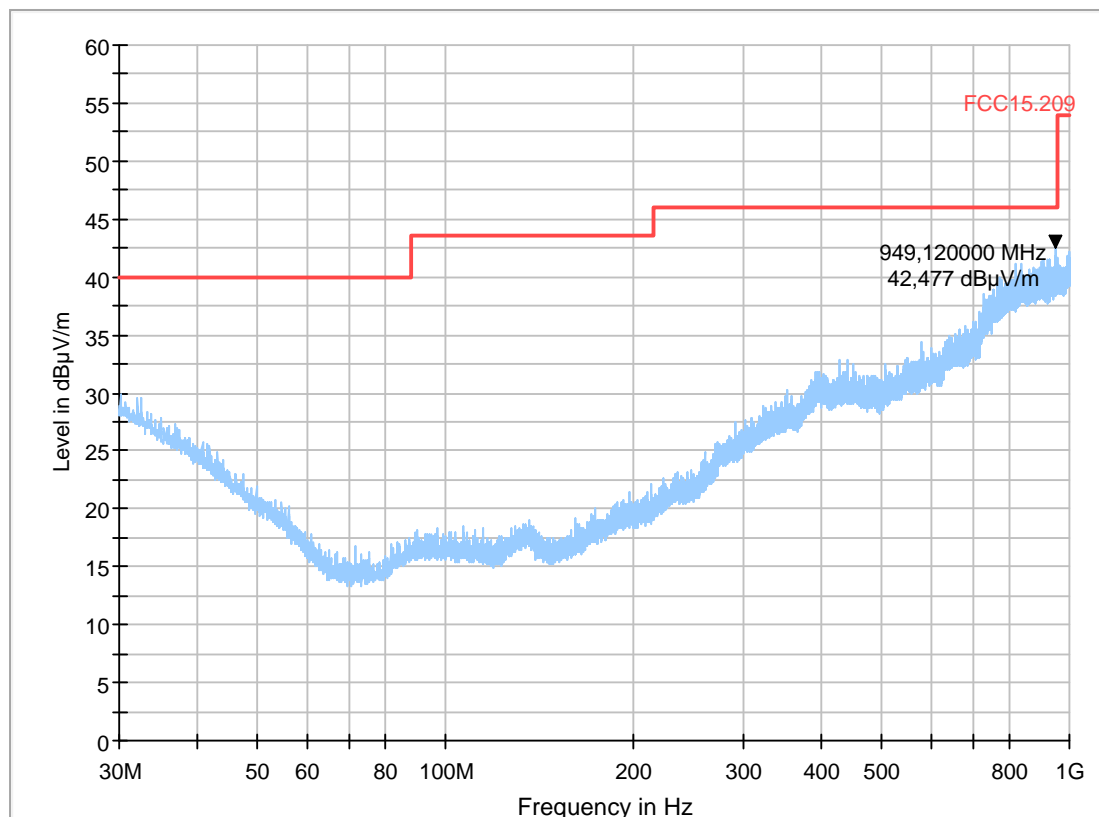
Common Information

Test description:	Electric Field Strength Measurement
Test site and distance:	Ref.-Nr. 441 Semi Anechoic Room (SAR) with 3 m measurement
Version of Testsoftware:	EMC32 V9.25.0
Distance correction:	not used
Used filter:	not used
Technical Data:	please see page 2 for detailed data of measurement setup
Test specification.:	FCC 15.209; RSS-Gen: Issue 3
Operatingmode:	n-mode HT40 MCS4 ch054
Operator:	LKu / YBo
Operating conditions:	Humidity: 48%rH; Temperature: 20°C
Comment 1:	standing

EUT Information

Manufacturer:	Robert Bosch Car Multimedia
Product:	AIVISBX0
EUT Model:	18-1-00482S06
HW:	tbd
SW:	283C24194R
Serial Nr.:	
Conected Devices:	13.5VDC

Full Spectrum



3.15a_n-mode_MCS4_ch102

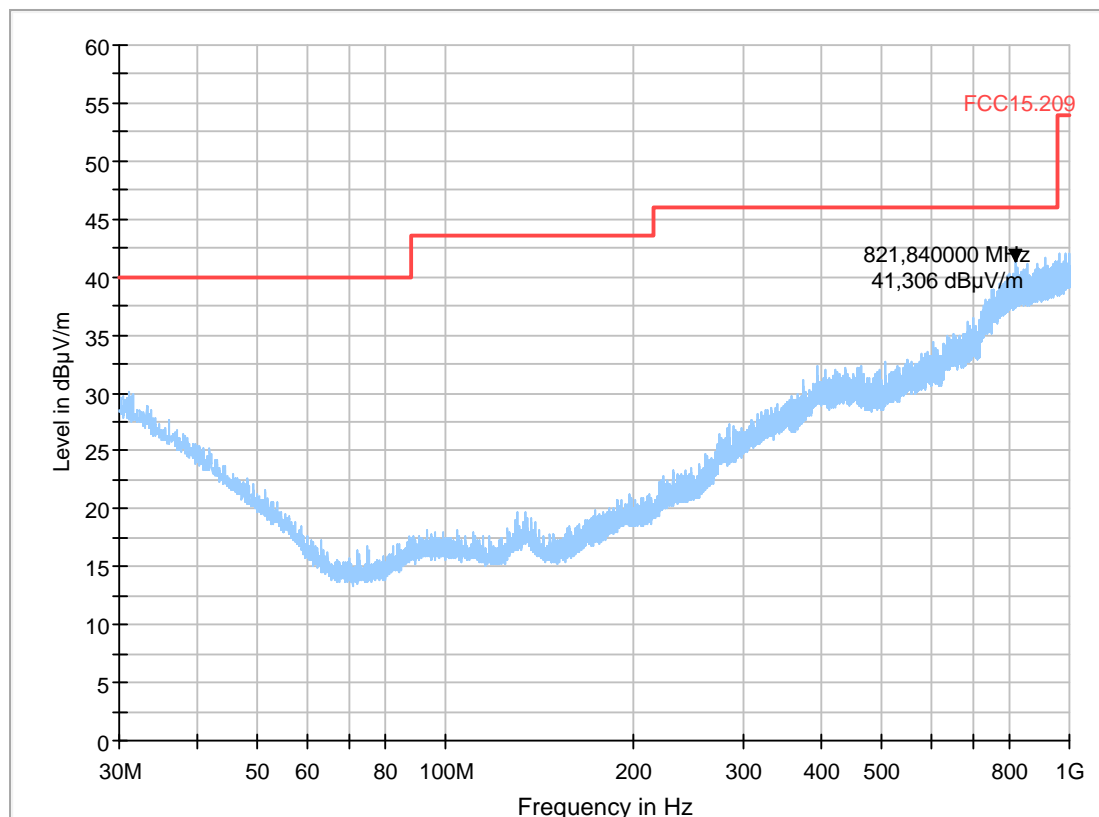
Common Information

Test description:	Electric Field Strength Measurement
Test site and distance:	Ref.-Nr. 441 Semi Anechoic Room (SAR) with 3 m measurement
Version of Testsoftware:	EMC32 V9.25.0
Distance correction:	not used
Used filter:	not used
Technical Data:	please see page 2 for detailed data of measurement setup
Test specification.:	FCC 15.209; RSS-Gen: Issue 3
Operatingmode:	n-mode HT40 MCS4 ch102
Operator:	LKu / YBo
Operating conditions:	Humidity: 48%rH; Temperature: 20°C
Comment 1:	laving

EUT Information

Manufacturer:	Robert Bosch Car Multimedia
Product:	AIVISBX0
EUT Model:	18-1-00482S06
HW:	tbd
SW:	283C24194R
Serial Nr.:	
Conected Devices:	13.5VDC

Full Spectrum



3.15b_n-mode_MCS4_ch102

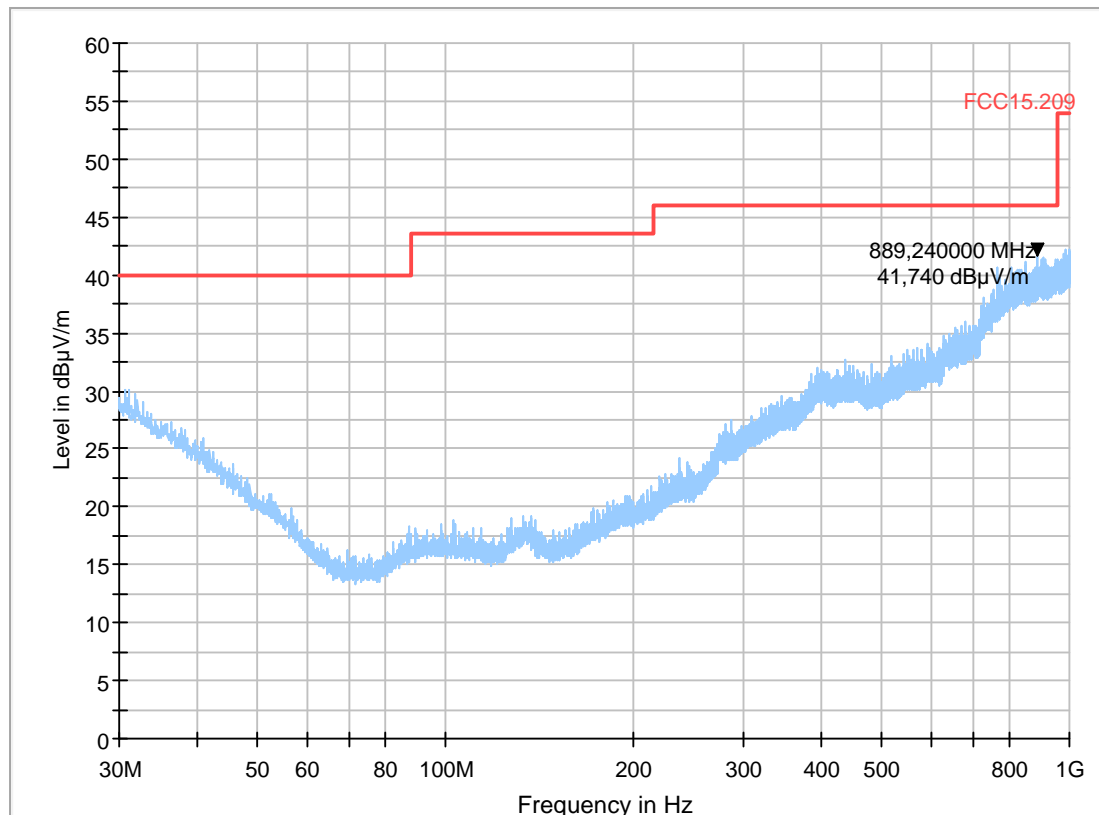
Common Information

Test description:	Electric Field Strength Measurement
Test site and distance:	Ref.-Nr. 441 Semi Anechoic Room (SAR) with 3 m measurement
Version of Testsoftware:	EMC32 V9.25.0
Distance correction:	not used
Used filter:	not used
Technical Data:	please see page 2 for detailed data of measurement setup
Test specification.:	FCC 15.209; RSS-Gen: Issue 3
Operatingmode:	n-mode HT40 MCS4 ch102
Operator:	LKu / YBo
Operating conditions:	Humidity: 48%rH; Temperature: 20°C
Comment 1:	standing

EUT Information

Manufacturer:	Robert Bosch Car Multimedia
Product:	AIVISBX0
EUT Model:	18-1-00482S06
HW:	tbd
SW:	283C24194R
Serial Nr.:	
Conected Devices:	13.5VDC

Full Spectrum



3.16a_n-mode_MCS4_ch151

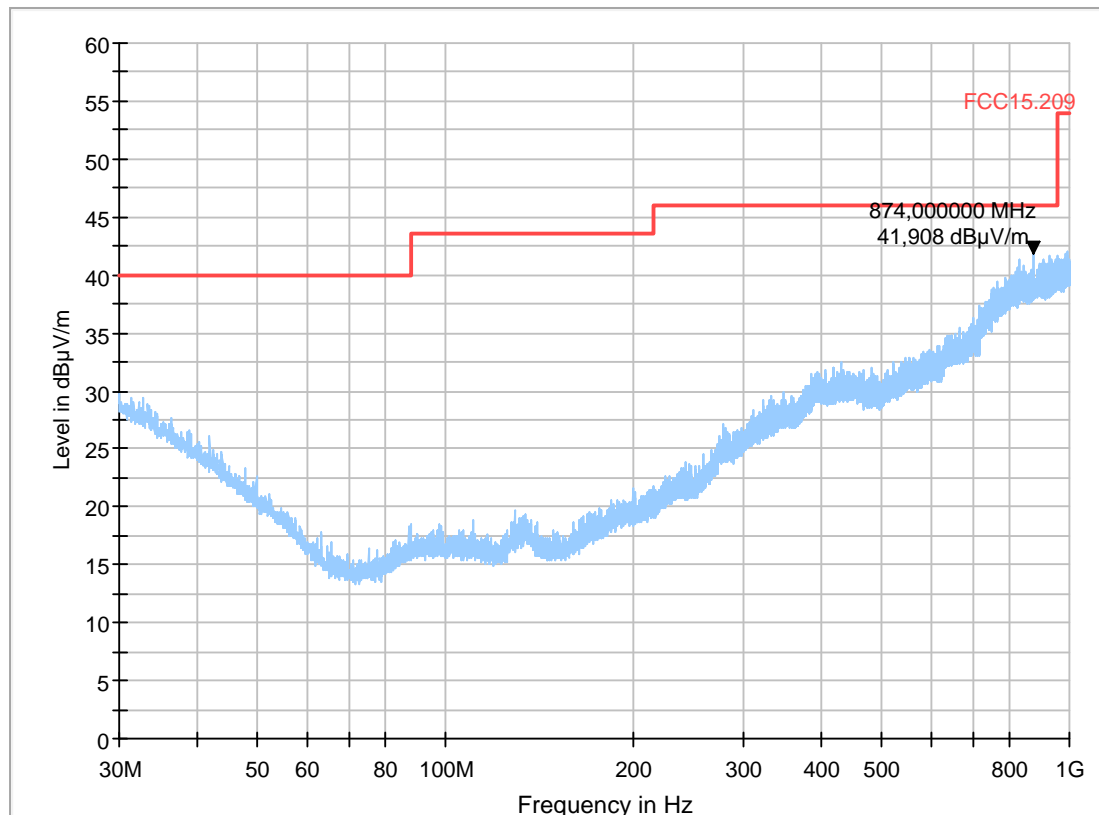
Common Information

Test description:	Electric Field Strength Measurement
Test site and distance:	Ref.-Nr. 441 Semi Anechoic Room (SAR) with 3 m measurement
Version of Testsoftware:	EMC32 V9.25.0
Distance correction:	not used
Used filter:	not used
Technical Data:	please see page 2 for detailed data of measurement setup
Test specification.:	FCC 15.209; RSS-Gen: Issue 3
Operatingmode:	n-mode HT40 MCS4 ch151
Operator:	LKu / YBo
Operating conditions:	Humidity: 48%rH; Temperature: 20°C
Comment 1:	laving

EUT Information

Manufacturer:	Robert Bosch Car Multimedia
Product:	AIVISBX0
EUT Model:	18-1-00482S06
HW:	tbd
SW:	283C24194R
Serial Nr.:	
Conected Devices:	13.5VDC

Full Spectrum



3.16b_n-mode_MCS4_ch151

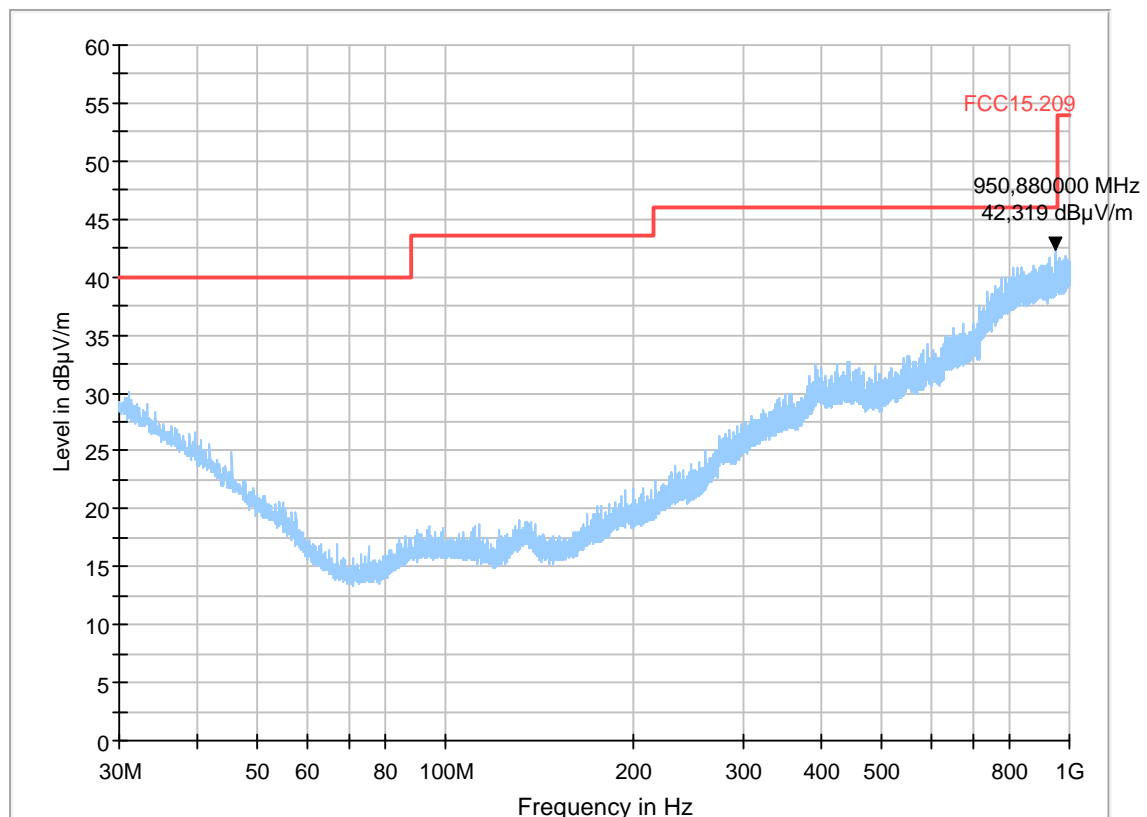
Common Information

Test description:	Electric Field Strength Measurement
Test site and distance:	Ref.-Nr. 441 Semi Anechoic Room (SAR) with 3 m measurement
Version of Testsoftware:	EMC32 V9.25.0
Distance correction:	not used
Used filter:	not used
Technical Data:	please see page 2 for detailed data of measurement setup
Test specification.:	FCC 15.209; RSS-Gen: Issue 3
Operatingmode:	n-mode HT40 MCS4 ch151
Operator:	LKu / YBo
Operating conditions:	Humidity: 48%rH; Temperature: 20°C
Comment 1:	standing

EUT Information

Manufacturer:	Robert Bosch Car Multimedia
Product:	AIVISBX0
EUT Model:	18-1-00482S06
HW:	tbd
SW:	283C24194R
Serial Nr.:	
Conected Devices:	13.5VDC

Full Spectrum



3.17a_ac-mode_MCS0_ch046

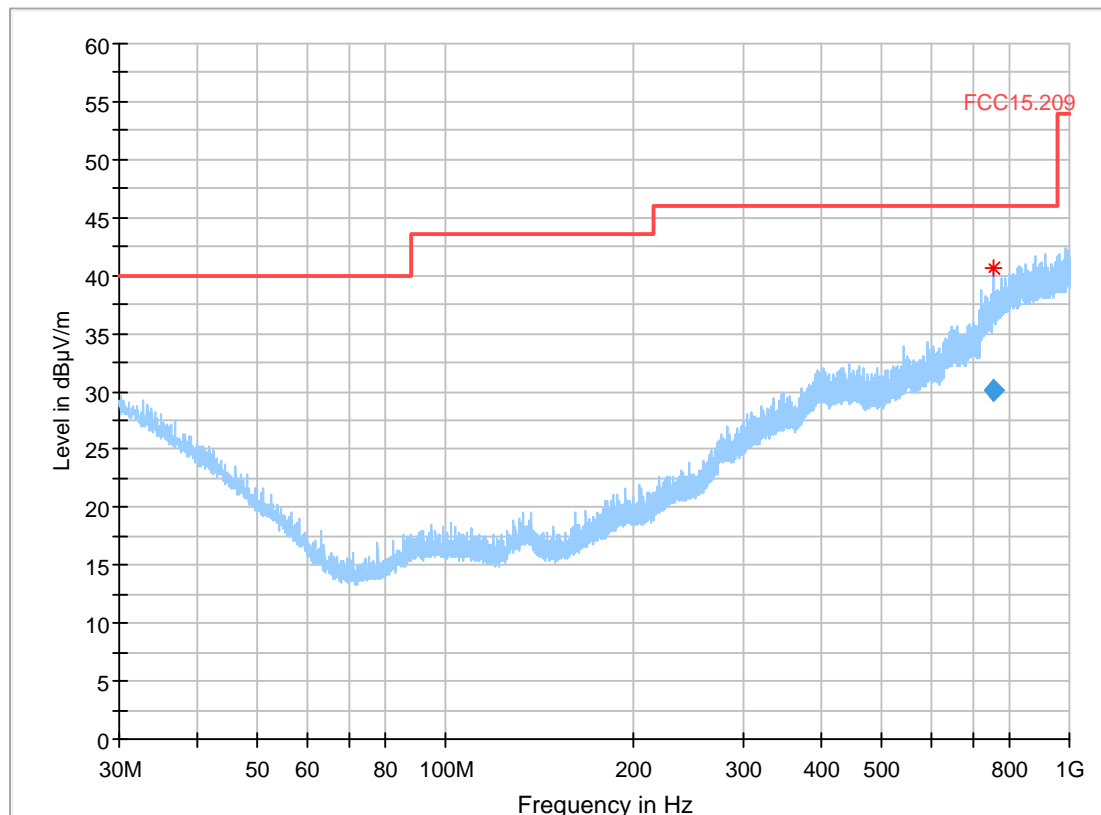
Common Information

Test description:	Electric Field Strength Measurement
Test site and distance:	Ref.-Nr. 441 Semi Anechoic Room (SAR) with 3 m measurement
Version of Testsoftware:	EMC32 V9.25.0
Distance correction:	not used
Used filter:	not used
Technical Data:	please see page 2 for detailed data of measurement setup
Test specification.:	FCC 15.209; RSS-Gen: Issue 3
Operatingmode:	ac-mode HT40 MCS0 ch064
Operator:	LKu / YBo
Operating conditions:	Humidity: 48%rH; Temperature: 20°C
Comment 1:	laving

EUT Information

Manufacturer:	Robert Bosch Car Multimedia
Product:	AIVISBX0
EUT Model:	18-1-00482S06
HW:	tbd
SW:	283C24194R
Serial Nr.:	
Conected Devices:	13.5VDC

Full Spectrum



3.17b_ac-mode_MCS0_ch046

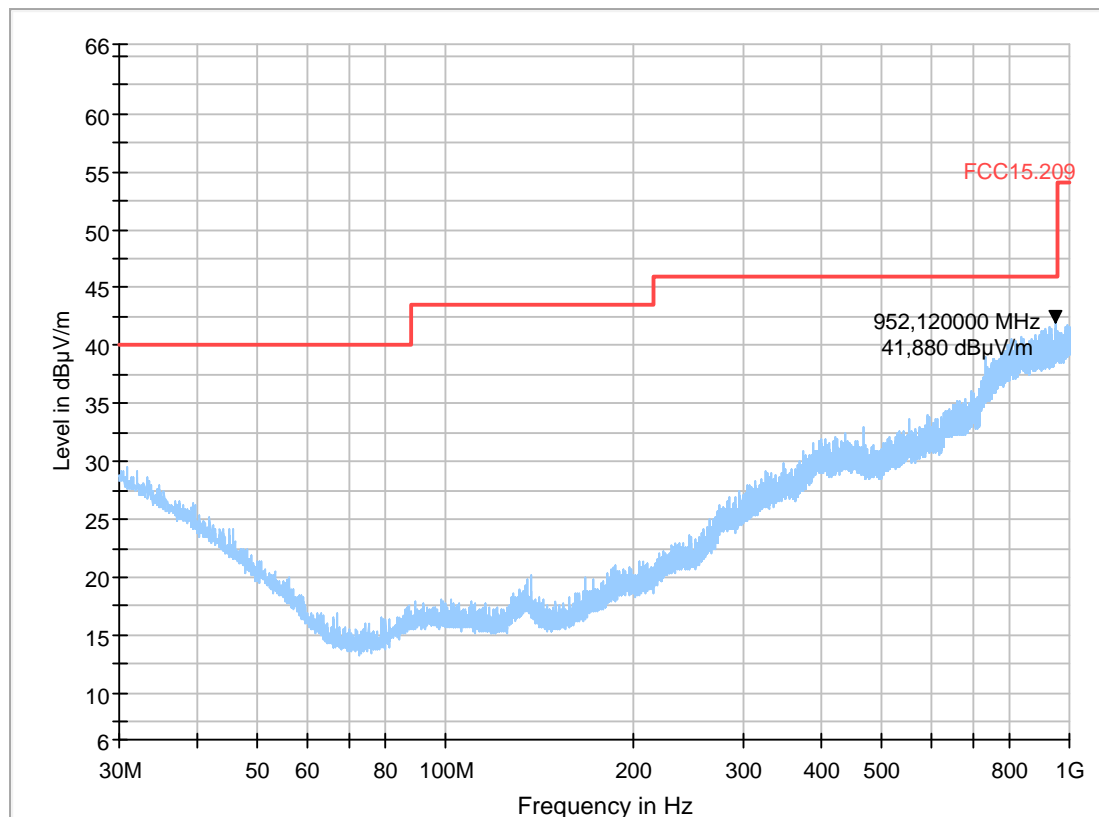
Common Information

Test description:	Electric Field Strength Measurement
Test site and distance:	Ref.-Nr. 441 Semi Anechoic Room (SAR) with 3 m measurement
Version of Testsoftware:	EMC32 V9.25.0
Distance correction:	not used
Used filter:	not used
Technical Data:	please see page 2 for detailed data of measurement setup
Test specification.:	FCC 15.209; RSS-Gen: Issue 3
Operatingmode:	ac-mode HT40 MCS0 ch064
Operator:	LKu / YBo
Operating conditions:	Humidity: 48%rH; Temperature: 20°C
Comment 1:	standing

EUT Information

Manufacturer:	Robert Bosch Car Multimedia
Product:	AIVISBX0
EUT Model:	18-1-00482S06
HW:	tbd
SW:	283C24194R
Serial Nr.:	
Connected Devices:	13.5VDC

Full Spectrum



3.18a_ac-mode_MCS0_ch062

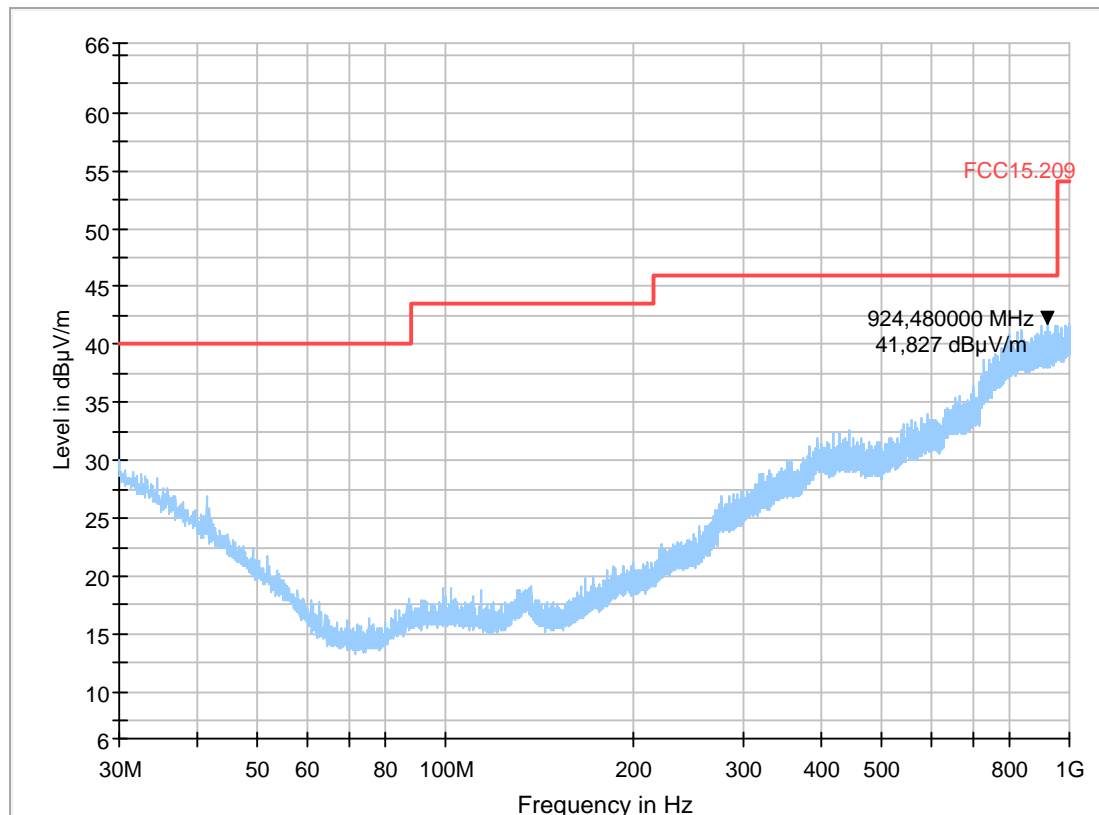
Common Information

Test description:	Electric Field Strength Measurement
Test site and distance:	Ref.-Nr. 441 Semi Anechoic Room (SAR) with 3 m measurement
Version of Testsoftware:	EMC32 V9.25.0
Distance correction:	not used
Used filter:	not used
Technical Data:	please see page 2 for detailed data of measurement setup
Test specification.:	FCC 15.209; RSS-Gen: Issue 3
Operatingmode:	ac-mode HT40 MCS0 ch062
Operator:	LKu / YBo
Operating conditions:	Humidity: 48%rH; Temperature: 20°C
Comment 1:	laving

EUT Information

Manufacturer:	Robert Bosch Car Multimedia
Product:	AIVISBX0
EUT Model:	18-1-00482S06
HW:	tbd
SW:	283C24194R
Serial Nr.:	
Conected Devices:	13.5VDC

Full Spectrum



3.18b_ac-mode_MCS0_ch062

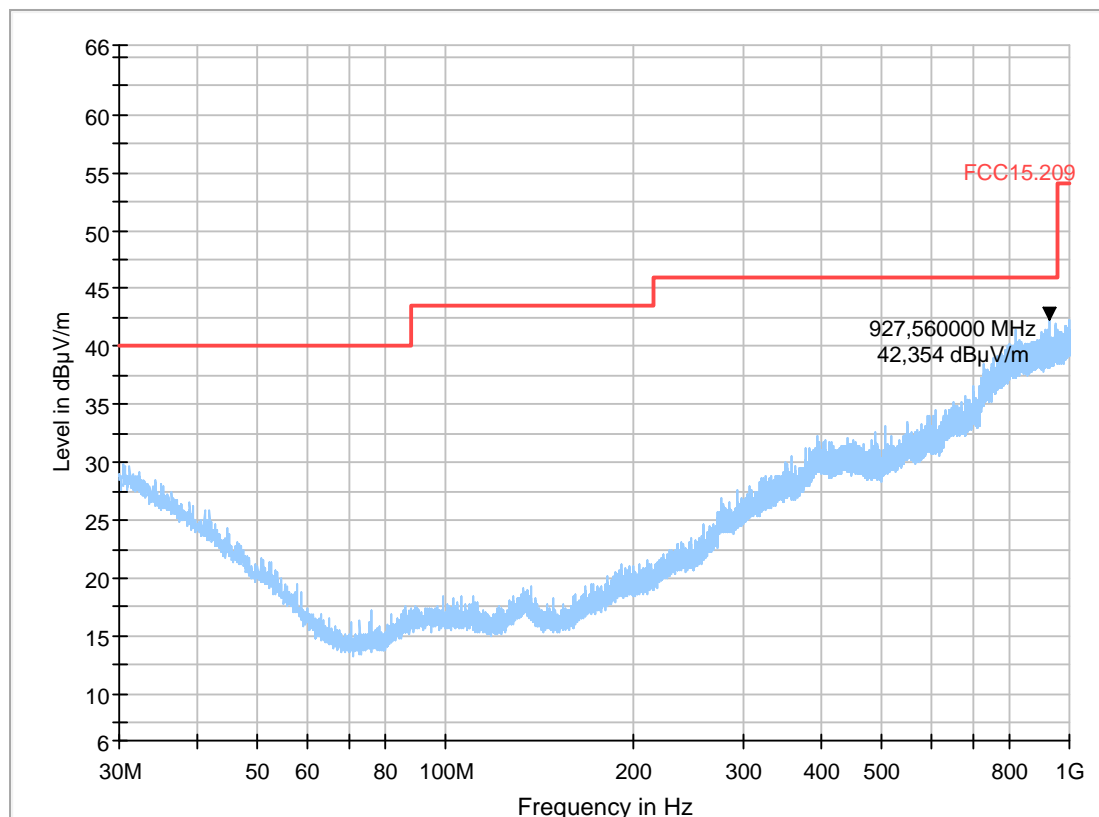
Common Information

Test description:	Electric Field Strength Measurement
Test site and distance:	Ref.-Nr. 441 Semi Anechoic Room (SAR) with 3 m measurement
Version of Testsoftware:	EMC32 V9.25.0
Distance correction:	not used
Used filter:	not used
Technical Data:	please see page 2 for detailed data of measurement setup
Test specification.:	FCC 15.209; RSS-Gen: Issue 3
Operatingmode:	ac-mode HT40 MCS0 ch062
Operator:	LKu / YBo
Operating conditions:	Humidity: 48%rH; Temperature: 20°C
Comment 1:	standing

EUT Information

Manufacturer:	Robert Bosch Car Multimedia
Product:	AIVISBX0
EUT Model:	18-1-00482S06
HW:	tbd
SW:	283C24194R
Serial Nr.:	
Conected Devices:	13.5VDC

Full Spectrum



3.19a_ac-mode_MCS0_ch134

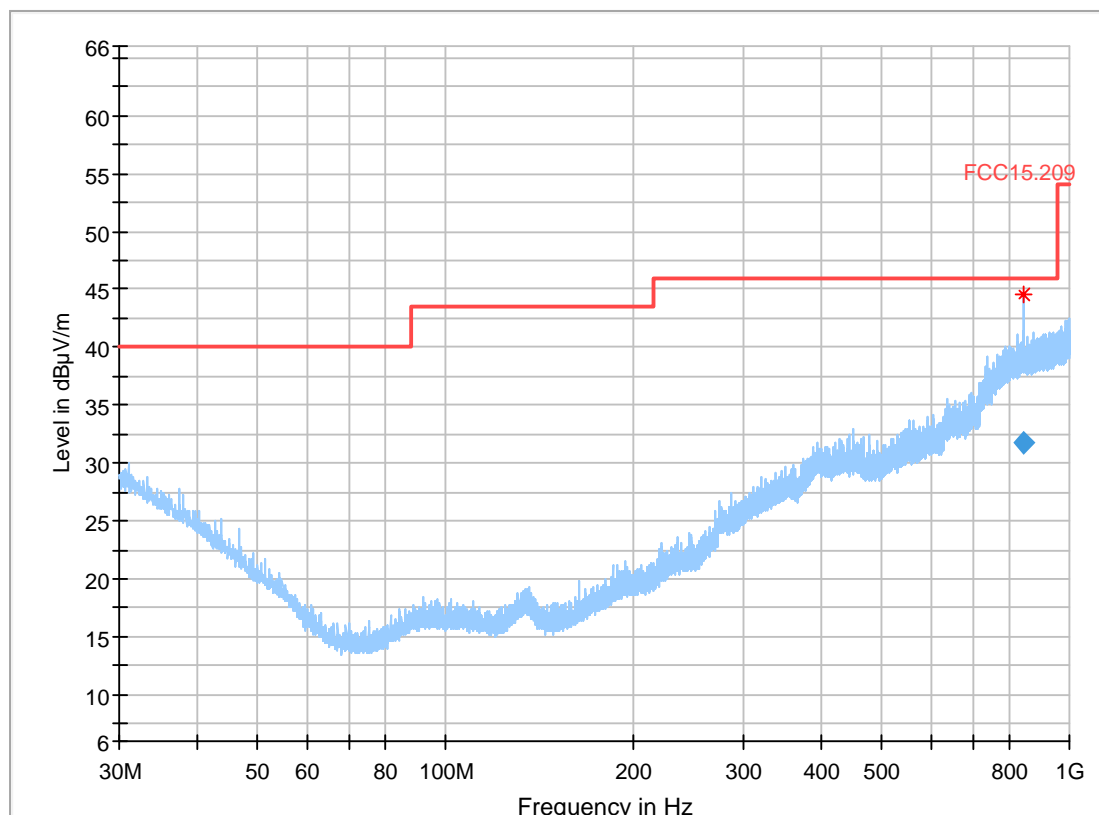
Common Information

Test description:	Electric Field Strength Measurement
Test site and distance:	Ref.-Nr. 441 Semi Anechoic Room (SAR) with 3 m measurement
Version of Testsoftware:	EMC32 V9.25.0
Distance correction:	not used
Used filter:	not used
Technical Data:	please see page 2 for detailed data of measurement setup
Test specification.:	FCC 15.209; RSS-Gen: Issue 3
Operatingmode:	ac-mode HT40 MCS0 ch134
Operator:	LKu / YBo
Operating conditions:	Humidity: 48%rH; Temperature: 20°C
Comment 1:	laying

EUT Information

Manufacturer:	Robert Bosch Car Multimedia
Product:	AIVISBX0
EUT Model:	18-1-00482S06
HW:	tbd
SW:	283C24194R
Serial Nr.:	
Conected Devices:	13.5VDC

Full Spectrum



Final Result

Frequency (MHz)	QuasiPeak (dBµV/m)	Limit (dBµV/m)	Margi n (dB)	Meas. Time (ms)	Bandwidth (kHz)	Heigh t (cm)	Pol	Azimut h (deg)	Corr . (dB)
840.972000	31.79	46.00	14.21	1000.0	120.000	331.0	V	161.0	25.8