

Annex 1: Measurement diagrams to  
**TEST REPORT**  
 No.: 17-1-0065901T60a

According to:

**FCC Regulations**

Part 15.205  
 Part 15.209  
 Part 15.407

**ISED-Regulations**

RSS-Gen, Issue 4  
 RSS-247, Issue 2

for

Bosch Car Multimedia GmbH

AIVIP32R0

FCC-ID: YBN-AIVIP32R0

IC: 9595A-AIVIP32R0

PMN: AIVIP32R0

HVIN: AIVIP32R0

FVIN: X128

Laboratory Accreditation and Listings			
 <b>DAkKS</b> Deutsche Akkreditierungsstelle D-PL-12047-01-01	 <b>FCC</b> FEDERAL COMMUNICATIONS COMMISSION USA MRA US-EU 0003	 <b>Industry Canada</b>  Reg. No.: 3462D-2 Reg. No.: 3462D-3	 <b>VCEI</b> Voluntary Controls for Electromagnetic Emissions  Reg. No.: R-2666 C-2914, T-1967, G-301
 <b>WiFi</b> ALLIANCE AUTHORIZED RF LABORATORY	 <b>ctia</b> Authorized <sup>TM</sup> Test Lab Lab Code: 20011130-00		
accredited according to DIN EN ISO/IEC 17025			
<b>CETECOM GmbH</b> Laboratory Radio Communications & Electromagnetic Compatibility Im Teelbruch 116 • 45219 Essen • Germany Registered in Essen, Germany, Reg. No.: HRB Essen 8984 Tel.: + 49 (0) 20 54 / 95 19-954 • Fax: + 49 (0) 20 54 / 95 19-964 E-mail: info@cetecom.com • Internet: www.cetecom.com			

## TABLE OF CONTENTS:

<b>1. CONDUCTED RF-MEASUREMENTS .....</b>	<b>3</b>
1.1. 99% Power bandwidth.....	3
1.2. 26 dB bandwidth.....	27
1.3. Maximum output power .....	51
1.4. Peak Power Spectral density.....	76
1.5. Duty Cycle Measurements.....	124
<b>2. RADIATED FIELD STRENGTH MEASUREMENTS .....</b>	<b>138</b>
2.1. Radiated Field Strength Emissions – 9 kHz to 30 MHz .....	138
2.2. Radiated Field Strength Emissions – 30 MHz to 1 GHz .....	188
2.3. Radiated Field Strength Emissions – 1 GHz to 7 GHz .....	282
2.4. Radiated Field Strength Emissions – 7 GHz to 18 GHz .....	309
2.5. Radiated Field Strength Emissions – 18 GHz to 40 GHz .....	335
<b>3. RADIATED BAND-EDGE MEASUREMENTS .....</b>	<b>360</b>
3.1. Radiated Band Edge for 20MHz Bandwidth a, n, ac Mode.....	360
3.2. Radiated Band Edge for 40MHz Bandwidth n, ac Mode.....	385
3.3. Radiated Band Edge for 80MHz Bandwidth ac Mode.....	401

## 1. Conducted RF-Measurements

### 1.1. 99% Power bandwidth

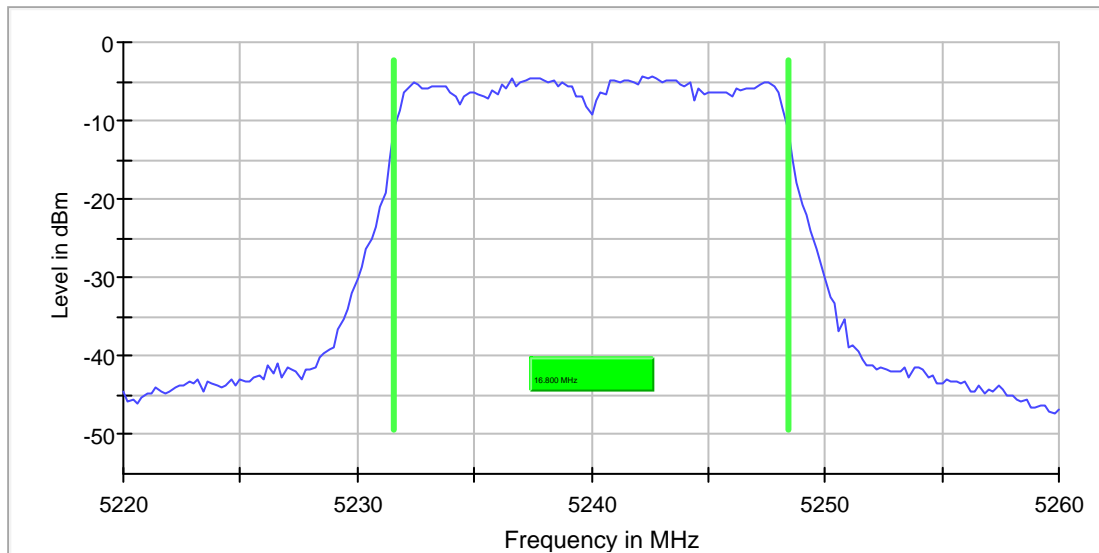
a-mode| 20MHz| ch048| 6Mbit

### Occupied Channel Bandwidth 99% (5240 MHz; 10 (10 dBm); 20 MHz)

Test according to FCC title 47 part 15 §15.407(a),(e), KDB 789033 D02 General U-NII Test Procedures New Rules v01r03 and ANSI C63.10

### 99 % Bandwidth

DUT Frequency (MHz)	Bandwidth (MHz)	Limit Min (MHz)	Limit Max (MHz)	Band Edge Left (MHz)	Band Edge Right (MHz)	Result
5240.000000	16.800000	---	---	5231.600000	5248.400000	PASS



### Measurement

Setting	Instrument Value	Target Value
Start Frequency	5.22000 GHz	5.22000 GHz
Stop Frequency	5.26000 GHz	5.26000 GHz
Span	40.000 MHz	40.000 MHz
RBW	200.000 kHz	<= 200.000 kHz
VBW	1.000 MHz	>= 600.000 kHz
SweepPoints	201	~ 200
SweepTime	20.000 ms	AUTO
Reference Level	-10.000 dBm	-10.000 dBm
Attenuation	15.000 dB	AUTO
Detector	MaxPeak	MaxPeak
SweepCount	200	200
Filter	3 dB	3 dB
Trace Mode	Max Hold	Max Hold
SweepType	Sweep	AUTO
Preamp	off	off
Stablemode	Trace	Trace
Stablevalue	0.30 dB	0.30 dB
Run	20 / max. 150	max. 150
Stable	5 / 5	5
Max Stable Difference	0.02 dB	0.30 dB

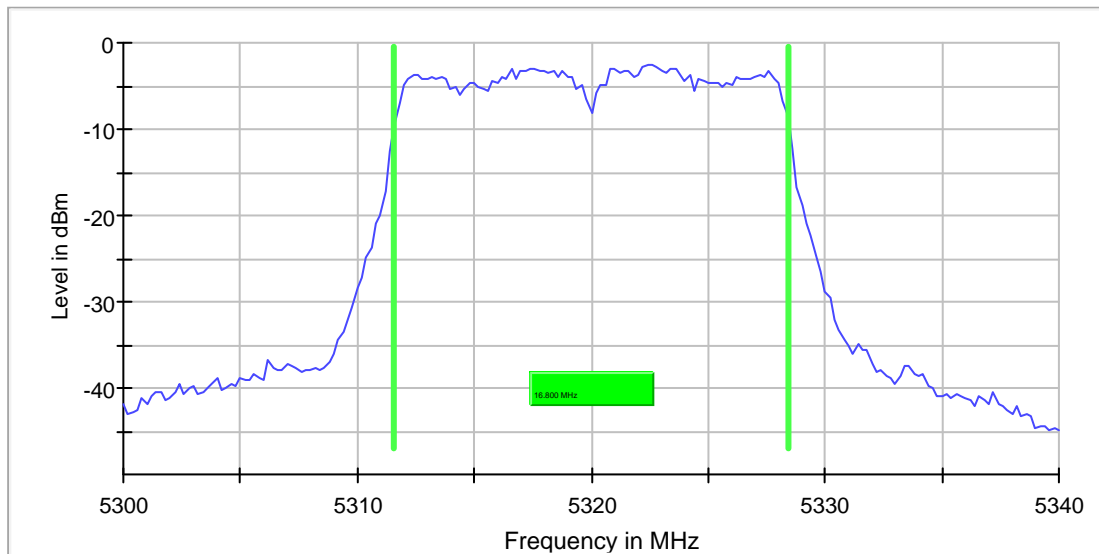
a-mode| 20MHz| ch064| 6Mbit

## Occupied Channel Bandwidth 99% (5320 MHz; 10 (10 dBm); 20 MHz)

Test according to FCC title 47 part 15 §15.407(a),(e), KDB 789033 D02 General U-NII Test Procedures New Rules v01r03 and ANSI C63.10

### 99 % Bandwidth

DUT Frequency (MHz)	Bandwidth (MHz)	Limit Min (MHz)	Limit Max (MHz)	Band Edge Left (MHz)	Band Edge Right (MHz)	Result
5320.000000	16.800000	---	---	5311.600000	5328.400000	PASS



### Measurement

Setting	Instrument Value	Target Value
Start Frequency	5.30000 GHz	5.30000 GHz
Stop Frequency	5.34000 GHz	5.34000 GHz
Span	40.000 MHz	40.000 MHz
RBW	200.000 kHz	<= 200.000 kHz
VBW	1.000 MHz	>= 600.000 kHz
SweepPoints	201	~ 200
Sweeptime	20.000 ms	AUTO
Reference Level	-10.000 dBm	-10.000 dBm
Attenuation	15.000 dB	AUTO
Detector	MaxPeak	MaxPeak
SweepCount	200	200
Filter	3 dB	3 dB
Trace Mode	Max Hold	Max Hold
SweepType	Sweep	AUTO
Preamp	off	off
Stablemode	Trace	Trace
Stablevalue	0.30 dB	0.30 dB
Run	32 / max. 150	max. 150
Stable	5 / 5	5
Max Stable Difference	0.11 dB	0.30 dB

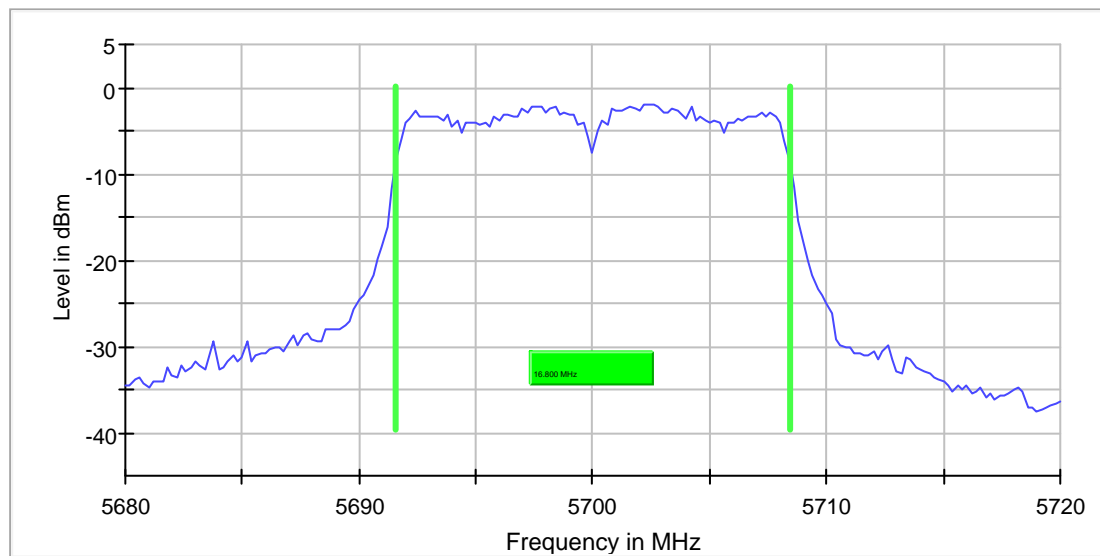
a-mode| 20MHz| ch140| 6Mbit

## Occupied Channel Bandwidth 99% (5700 MHz; 10 (10 dBm); 20 MHz)

Test according to FCC title 47 part 15 §15.407(a),(e), KDB 789033 D02 General U-NII Test Procedures New Rules v01r03 and ANSI C63.10

### 99 % Bandwidth

DUT Frequency (MHz)	Bandwidth (MHz)	Limit Min (MHz)	Limit Max (MHz)	Band Edge Left (MHz)	Band Edge Right (MHz)	Result
5700.000000	16.800000	---	---	5691.600000	5708.400000	PASS



### Measurement

Setting	Instrument Value	Target Value
Start Frequency	5.68000 GHz	5.68000 GHz
Stop Frequency	5.72000 GHz	5.72000 GHz
Span	40.000 MHz	40.000 MHz
RBW	200.000 kHz	<= 200.000 kHz
VBW	1.000 MHz	>= 600.000 kHz
SweepPoints	201	~ 200
Sweeptime	20.000 ms	AUTO
Reference Level	-10.000 dBm	-10.000 dBm
Attenuation	15.000 dB	AUTO
Detector	MaxPeak	MaxPeak
SweepCount	200	200
Filter	3 dB	3 dB
Trace Mode	Max Hold	Max Hold
SweepType	Sweep	AUTO
Preamp	off	off
Stablemode	Trace	Trace
Stablevalue	0.30 dB	0.30 dB
Run	16 / max. 150	max. 150
Stable	5 / 5	5
Max Stable Difference	0.05 dB	0.30 dB

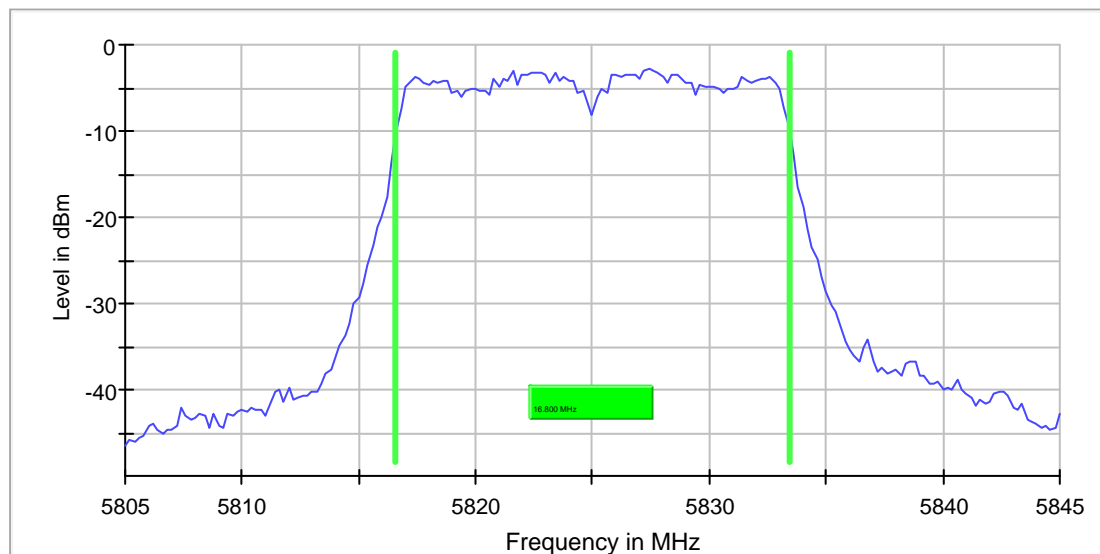
a-mode| 20MHz| ch165| 6Mbit

## Occupied Channel Bandwidth 99% (5825 MHz; 10 (10 dBm); 20 MHz)

Test according to FCC title 47 part 15 §15.407(a),(e), KDB 789033 D02 General U-NII Test Procedures New Rules v01r03 and ANSI C63.10

### 99 % Bandwidth

DUT Frequency (MHz)	Bandwidth (MHz)	Limit Min (MHz)	Limit Max (MHz)	Band Edge Left (MHz)	Band Edge Right (MHz)	Result
5825.000000	16.800000	---	---	5816.600000	5833.400000	PASS



### Measurement

Setting	Instrument Value	Target Value
Start Frequency	5.80500 GHz	5.80500 GHz
Stop Frequency	5.84500 GHz	5.84500 GHz
Span	40.000 MHz	40.000 MHz
RBW	200.000 kHz	<= 200.000 kHz
VBW	1.000 MHz	>= 600.000 kHz
SweepPoints	201	~ 200
Sweeptime	20.000 ms	AUTO
Reference Level	-10.000 dBm	-10.000 dBm
Attenuation	15.000 dB	AUTO
Detector	MaxPeak	MaxPeak
SweepCount	200	200
Filter	3 dB	3 dB
Trace Mode	Max Hold	Max Hold
SweepType	Sweep	AUTO
Preamp	off	off
Stablemode	Trace	Trace
Stablevalue	0.30 dB	0.30 dB
Run	35 / max. 150	max. 150
Stable	5 / 5	5
Max Stable Difference	0.05 dB	0.30 dB

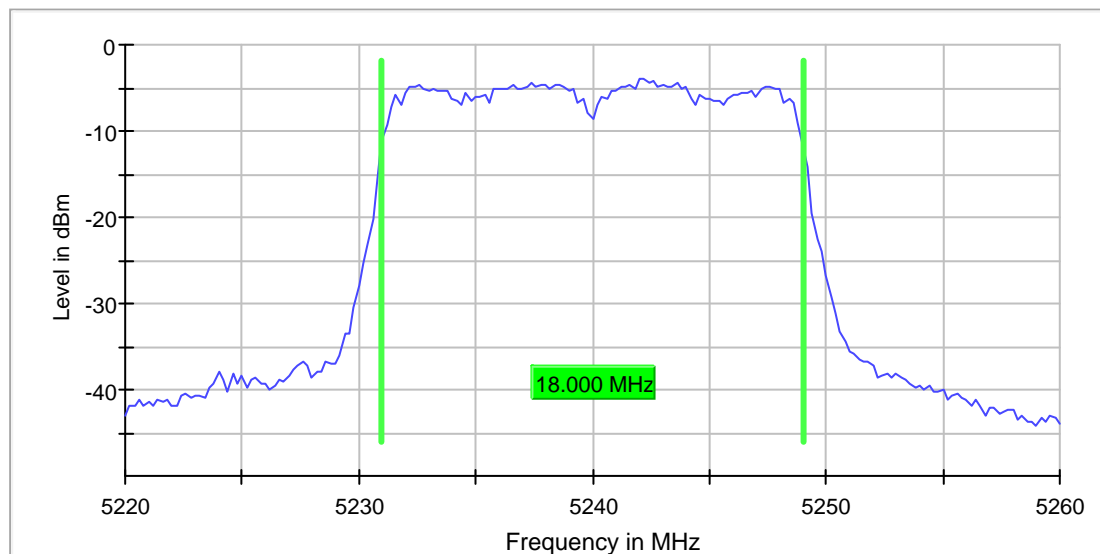
n-mode| 20MHz| ch048| MCS0

## Occupied Channel Bandwidth 99% (5240 MHz; 10 (10 dBm); 20 MHz)

Test according to FCC title 47 part 15 §15.407(a),(e), KDB 789033 D02 General U-NII Test Procedures New Rules v01r03 and ANSI C63.10

### 99 % Bandwidth

DUT Frequency (MHz)	Bandwidth (MHz)	Limit Min (MHz)	Limit Max (MHz)	Band Edge Left (MHz)	Band Edge Right (MHz)	Result
5240.000000	18.000000	---	---	5231.000000	5249.000000	PASS



### Measurement

Setting	Instrument Value	Target Value
Start Frequency	5.22000 GHz	5.22000 GHz
Stop Frequency	5.26000 GHz	5.26000 GHz
Span	40.000 MHz	40.000 MHz
RBW	200.000 kHz	<= 200.000 kHz
VBW	1.000 MHz	>= 600.000 kHz
SweepPoints	201	~ 200
Sweeptime	20.000 ms	AUTO
Reference Level	-10.000 dBm	-10.000 dBm
Attenuation	15.000 dB	AUTO
Detector	MaxPeak	MaxPeak
SweepCount	200	200
Filter	3 dB	3 dB
Trace Mode	Max Hold	Max Hold
SweepType	Sweep	AUTO
Preamp	off	off
Stablemode	Trace	Trace
Stablevalue	0.30 dB	0.30 dB
Run	27 / max. 150	max. 150
Stable	5 / 5	5
Max Stable Difference	0.08 dB	0.30 dB

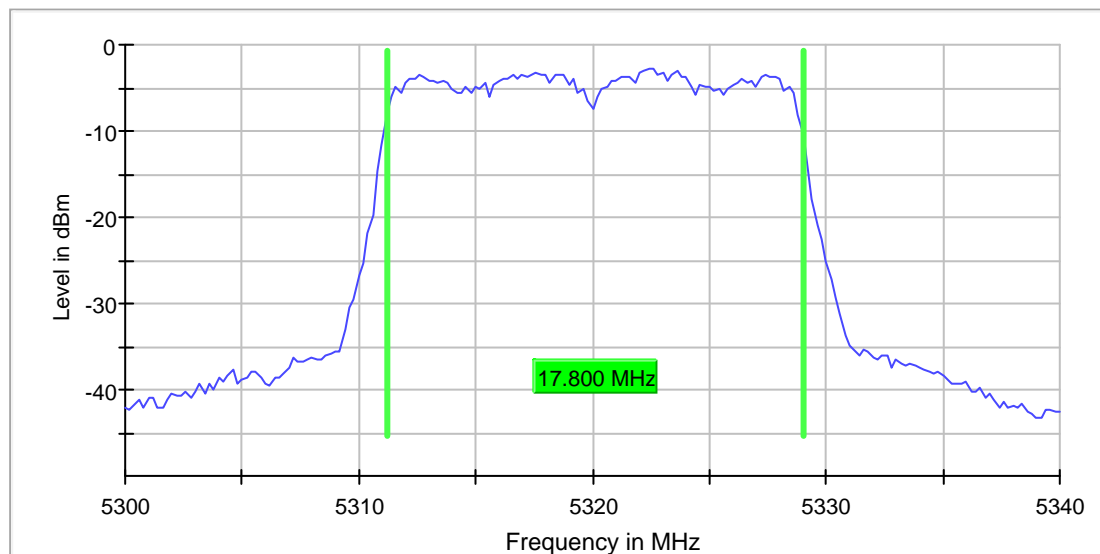
n-mode| 20MHz| ch064| MCS0

## Occupied Channel Bandwidth 99% (5320 MHz; 10 (10 dBm); 20 MHz)

Test according to FCC title 47 part 15 §15.407(a),(e), KDB 789033 D02 General U-NII Test Procedures New Rules v01r03 and ANSI C63.10

### 99 % Bandwidth

DUT Frequency (MHz)	Bandwidth (MHz)	Limit Min (MHz)	Limit Max (MHz)	Band Edge Left (MHz)	Band Edge Right (MHz)	Result
5320.000000	17.800000	---	---	5311.200000	5329.000000	PASS



### Measurement

Setting	Instrument Value	Target Value
Start Frequency	5.30000 GHz	5.30000 GHz
Stop Frequency	5.34000 GHz	5.34000 GHz
Span	40.000 MHz	40.000 MHz
RBW	200.000 kHz	<= 200.000 kHz
VBW	1.000 MHz	>= 600.000 kHz
SweepPoints	201	~ 200
SweepTime	20.000 ms	AUTO
Reference Level	-10.000 dBm	-10.000 dBm
Attenuation	15.000 dB	AUTO
Detector	MaxPeak	MaxPeak
SweepCount	200	200
Filter	3 dB	3 dB
Trace Mode	Max Hold	Max Hold
SweepType	Sweep	AUTO
Preamplifier	off	off
Stablemode	Trace	Trace
Stablevalue	0.30 dB	0.30 dB
Run	24 / max. 150	max. 150
Stable	5 / 5	5
Max Stable Difference	0.06 dB	0.30 dB



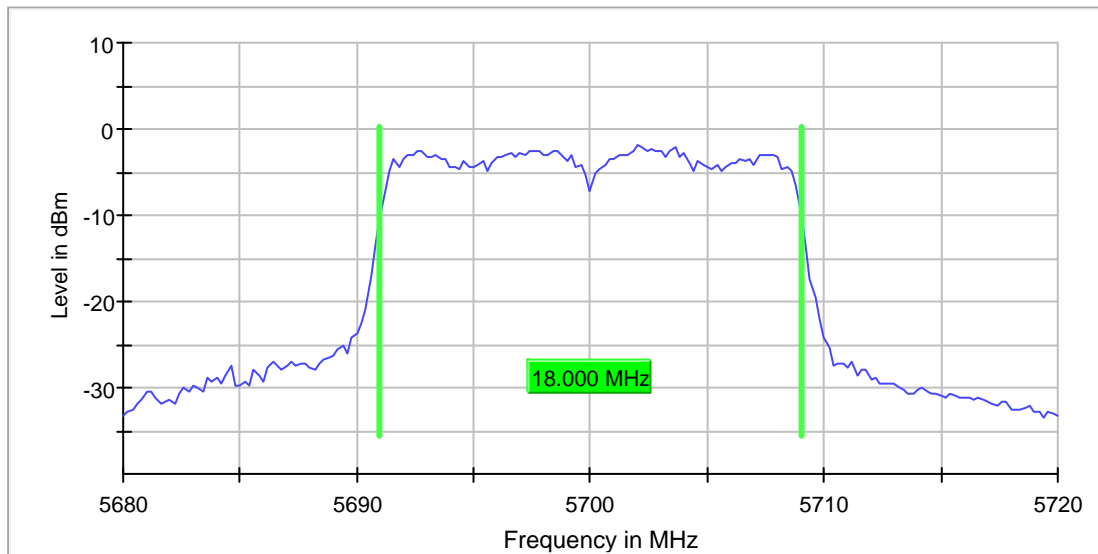
n-mode| 20MHz| ch140| MCS0

## Occupied Channel Bandwidth 99% (5700 MHz; 10 (10 dBm); 20 MHz)

Test according to FCC title 47 part 15 §15.407(a),(e), KDB 789033 D02 General U-NII Test Procedures New Rules v01r03 and ANSI C63.10

### 99 % Bandwidth

DUT Frequency (MHz)	Bandwidth (MHz)	Limit Min (MHz)	Limit Max (MHz)	Band Edge Left (MHz)	Band Edge Right (MHz)	Result
5700.000000	18.000000	---	---	5691.000000	5709.000000	PASS



### Measurement

Setting	Instrument Value	Target Value
Start Frequency	5.68000 GHz	5.68000 GHz
Stop Frequency	5.72000 GHz	5.72000 GHz
Span	40.000 MHz	40.000 MHz
RBW	200.000 kHz	<= 200.000 kHz
VBW	1.000 MHz	>= 600.000 kHz
SweepPoints	201	~ 200
SweepTime	20.000 ms	AUTO
Reference Level	-10.000 dBm	-10.000 dBm
Attenuation	15.000 dB	AUTO
Detector	MaxPeak	MaxPeak
SweepCount	200	200
Filter	3 dB	3 dB
Trace Mode	Max Hold	Max Hold
Sweeptype	Sweep	AUTO
Preamp	off	off
Stablemode	Trace	Trace
Stablevalue	0.30 dB	0.30 dB
Run	32 / max. 150	max. 150
Stable	5 / 5	5
Max Stable Difference	0.02 dB	0.30 dB

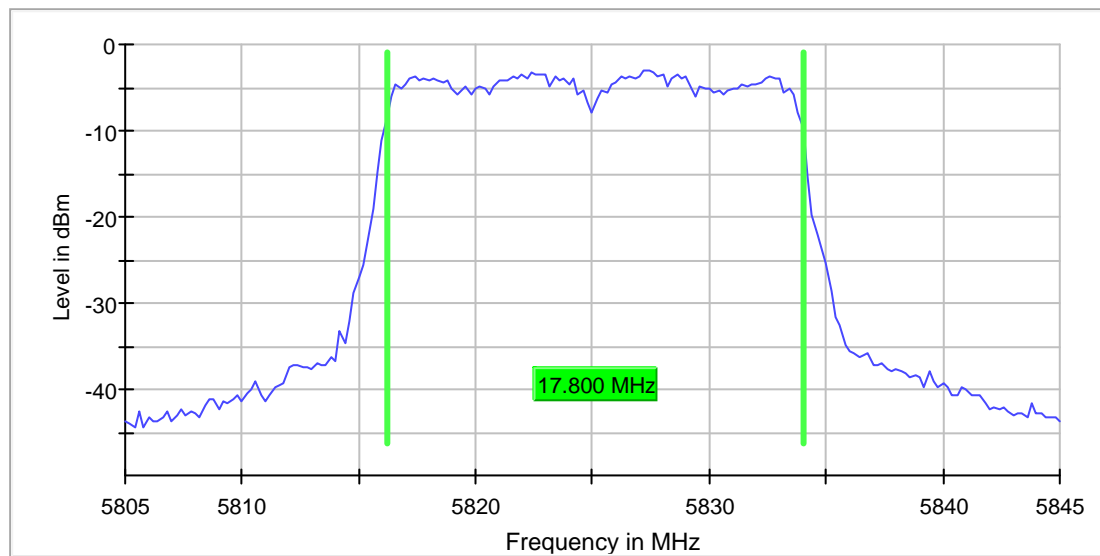
n-mode| 20MHz| ch165| MCS0

## Occupied Channel Bandwidth 99% (5825 MHz; 10 (10 dBm); 20 MHz)

Test according to FCC title 47 part 15 §15.407(a),(e), KDB 789033 D02 General U-NII Test Procedures New Rules v01r03 and ANSI C63.10

### 99 % Bandwidth

DUT Frequency (MHz)	Bandwidth (MHz)	Limit Min (MHz)	Limit Max (MHz)	Band Edge Left (MHz)	Band Edge Right (MHz)	Result
5825.000000	17.800000	---	---	5816.200000	5834.000000	PASS



### Measurement

Setting	Instrument Value	Target Value
Start Frequency	5.80500 GHz	5.80500 GHz
Stop Frequency	5.84500 GHz	5.84500 GHz
Span	40.000 MHz	40.000 MHz
RBW	200.000 kHz	<= 200.000 kHz
VBW	1.000 MHz	>= 600.000 kHz
SweepPoints	201	~ 200
SweepTime	20.000 ms	AUTO
Reference Level	-10.000 dBm	-10.000 dBm
Attenuation	15.000 dB	AUTO
Detector	MaxPeak	MaxPeak
SweepCount	200	200
Filter	3 dB	3 dB
Trace Mode	Max Hold	Max Hold
SweepType	Sweep	AUTO
Preamp	off	off
Stablemode	Trace	Trace
Stablevalue	0.30 dB	0.30 dB
Run	12 / max. 150	max. 150
Stable	5 / 5	5
Max Stable Difference	0.00 dB	0.30 dB

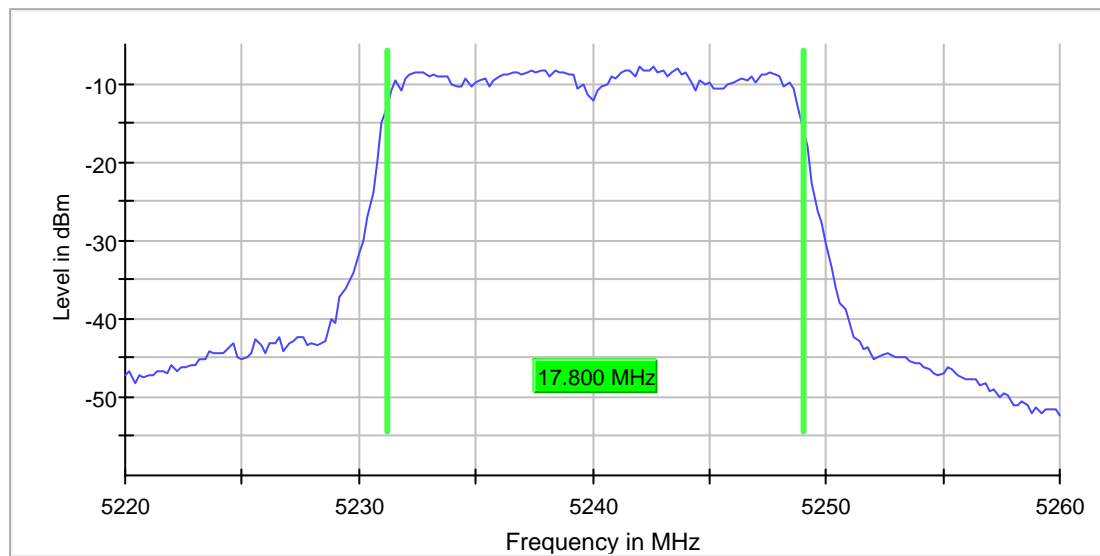
ac-mode| 20MHz| ch048| VHT\_SS1\_MCS0

## Occupied Channel Bandwidth 99% (5240 MHz; 10 (10 dBm); 20 MHz)

Test according to FCC title 47 part 15 §15.407(a),(e), KDB 789033 D02 General U-NII Test Procedures New Rules v01r03 and ANSI C63.10

### 99 % Bandwidth

DUT Frequency (MHz)	Bandwidth (MHz)	Limit Min (MHz)	Limit Max (MHz)	Band Edge Left (MHz)	Band Edge Right (MHz)	Result
5240.000000	17.800000	---	---	5231.200000	5249.000000	PASS



### Measurement

Setting	Instrument Value	Target Value
Start Frequency	5.22000 GHz	5.22000 GHz
Stop Frequency	5.26000 GHz	5.26000 GHz
Span	40.000 MHz	40.000 MHz
RBW	200.000 kHz	<= 200.000 kHz
VBW	1.000 MHz	>= 600.000 kHz
SweepPoints	201	~ 200
SweepTime	20.000 ms	AUTO
Reference Level	-20.000 dBm	-20.000 dBm
Attenuation	5.000 dB	AUTO
Detector	MaxPeak	MaxPeak
SweepCount	200	200
Filter	3 dB	3 dB
Trace Mode	Max Hold	Max Hold
SweepType	Sweep	AUTO
Preamp	off	off
Stablemode	Trace	Trace
Stablevalue	0.30 dB	0.30 dB
Run	25 / max. 150	max. 150
Stable	5 / 5	5
Max Stable Difference	0.07 dB	0.30 dB

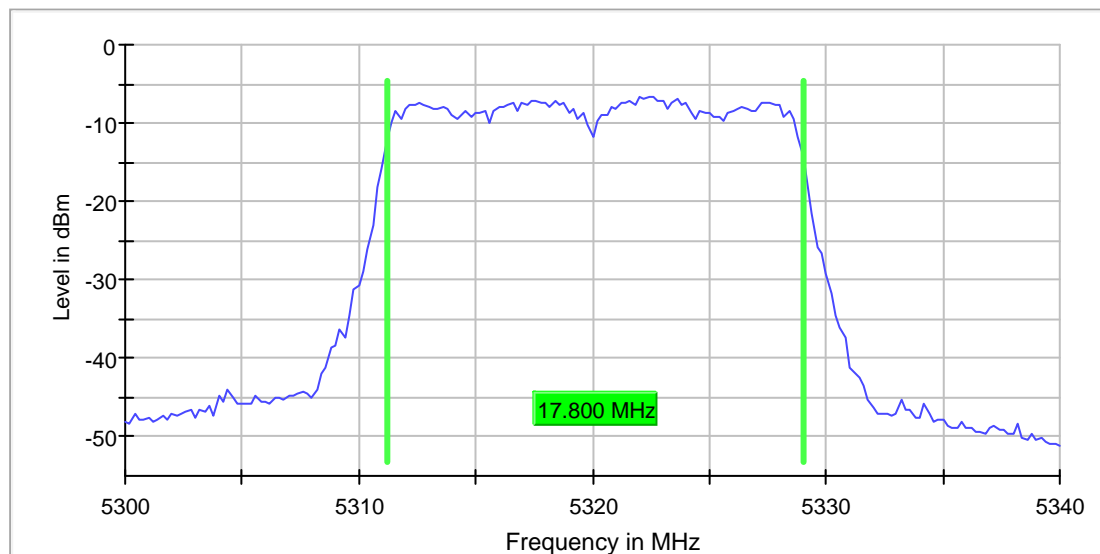
ac-mode| 20MHz| ch064| VHT\_SS1\_MCS0

## Occupied Channel Bandwidth 99% (5320 MHz; 10 (10 dBm); 20 MHz)

Test according to FCC title 47 part 15 §15.407(a),(e), KDB 789033 D02 General U-NII Test Procedures New Rules v01r03 and ANSI C63.10

### 99 % Bandwidth

DUT Frequency (MHz)	Bandwidth (MHz)	Limit Min (MHz)	Limit Max (MHz)	Band Edge Left (MHz)	Band Edge Right (MHz)	Result
5320.000000	17.800000	---	---	5311.200000	5329.000000	PASS



### Measurement

Setting	Instrument Value	Target Value
Start Frequency	5.30000 GHz	5.30000 GHz
Stop Frequency	5.34000 GHz	5.34000 GHz
Span	40.000 MHz	40.000 MHz
RBW	200.000 kHz	<= 200.000 kHz
VBW	1.000 MHz	>= 600.000 kHz
SweepPoints	201	~ 200
Sweeptime	20.000 ms	AUTO
Reference Level	-10.000 dBm	-10.000 dBm
Attenuation	15.000 dB	AUTO
Detector	MaxPeak	MaxPeak
SweepCount	200	200
Filter	3 dB	3 dB
Trace Mode	Max Hold	Max Hold
SweepType	Sweep	AUTO
Preamp	off	off
Stablemode	Trace	Trace
Stablevalue	0.30 dB	0.30 dB
Run	16 / max. 150	max. 150
Stable	5 / 5	5
Max Stable Difference	0.11 dB	0.30 dB

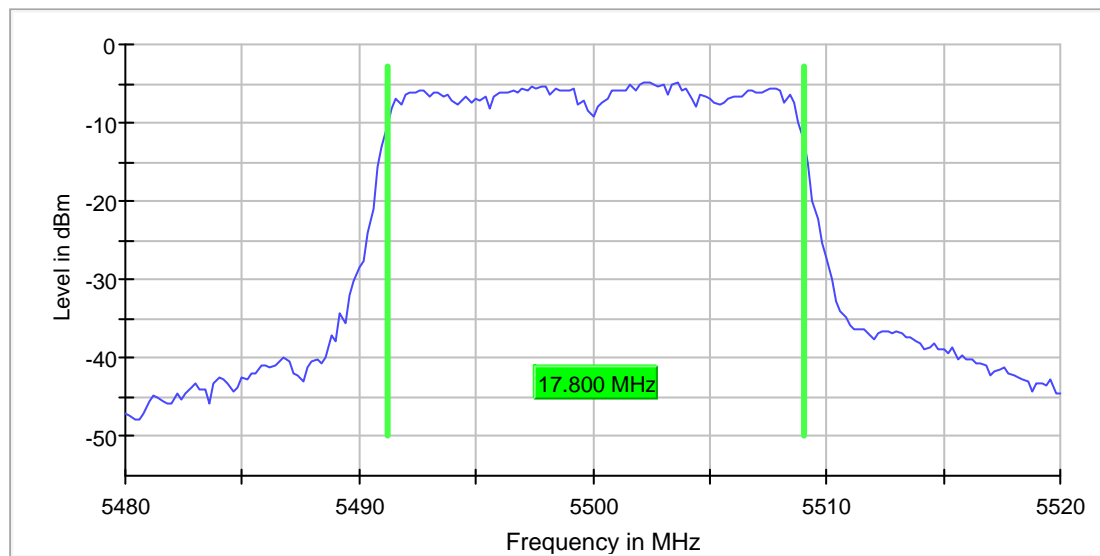
ac-mode| 20MHz| ch100| VHT\_SS1\_MCS0

## Occupied Channel Bandwidth 99% (5500 MHz; 10 (10 dBm); 20 MHz)

Test according to FCC title 47 part 15 §15.407(a),(e), KDB 789033 D02 General U-NII Test Procedures New Rules v01r03 and ANSI C63.10

### 99 % Bandwidth

DUT Frequency (MHz)	Bandwidth (MHz)	Limit Min (MHz)	Limit Max (MHz)	Band Edge Left (MHz)	Band Edge Right (MHz)	Result
5500.000000	17.800000	---	---	5491.200000	5509.000000	PASS



### Measurement

Setting	Instrument Value	Target Value
Start Frequency	5.48000 GHz	5.48000 GHz
Stop Frequency	5.52000 GHz	5.52000 GHz
Span	40.000 MHz	40.000 MHz
RBW	200.000 kHz	<= 200.000 kHz
VBW	1.000 MHz	>= 600.000 kHz
SweepPoints	201	~ 200
Sweeptime	20.000 ms	AUTO
Reference Level	-10.000 dBm	-10.000 dBm
Attenuation	15.000 dB	AUTO
Detector	MaxPeak	MaxPeak
SweepCount	200	200
Filter	3 dB	3 dB
Trace Mode	Max Hold	Max Hold
Sweeptype	Sweep	AUTO
Preamp	off	off
Stablemode	Trace	Trace
Stablevalue	0.30 dB	0.30 dB
Run	36 / max. 150	max. 150
Stable	5 / 5	5
Max Stable Difference	0.00 dB	0.30 dB

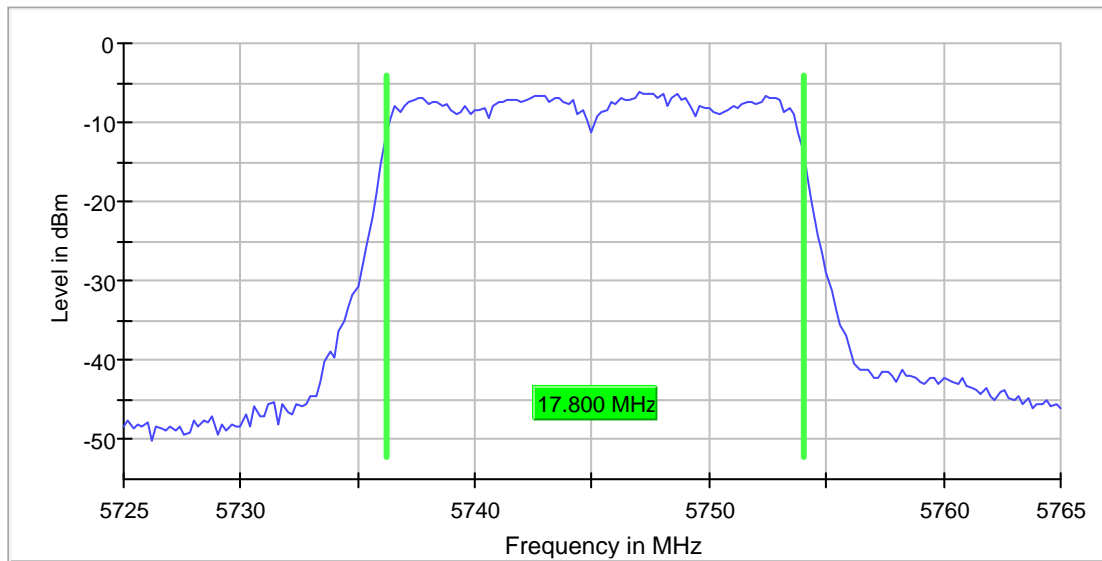
ac-mode| 20MHz| ch149| VHT\_SS1\_MCS0

## Occupied Channel Bandwidth 99% (5745 MHz; 10 (10 dBm); 20 MHz)

Test according to FCC title 47 part 15 §15.407(a),(e), KDB 789033 D02 General U-NII Test Procedures New Rules v01r03 and ANSI C63.10

### 99 % Bandwidth

DUT Frequency (MHz)	Bandwidth (MHz)	Limit Min (MHz)	Limit Max (MHz)	Band Edge Left (MHz)	Band Edge Right (MHz)	Result
5745.000000	17.800000	---	---	5736.200000	5754.000000	PASS



### Measurement

Setting	Instrument Value	Target Value
Start Frequency	5.72500 GHz	5.72500 GHz
Stop Frequency	5.76500 GHz	5.76500 GHz
Span	40.000 MHz	40.000 MHz
RBW	200.000 kHz	<= 200.000 kHz
VBW	1.000 MHz	>= 600.000 kHz
SweepPoints	201	~ 200
Sweeptime	20.000 ms	AUTO
Reference Level	-10.000 dBm	-10.000 dBm
Attenuation	15.000 dB	AUTO
Detector	MaxPeak	MaxPeak
SweepCount	200	200
Filter	3 dB	3 dB
Trace Mode	Max Hold	Max Hold
SweepType	Sweep	AUTO
Preamp	off	off
Stablemode	Trace	Trace
Stablevalue	0.30 dB	0.30 dB
Run	21 / max. 150	max. 150
Stable	5 / 5	5
Max Stable Difference	0.21 dB	0.30 dB

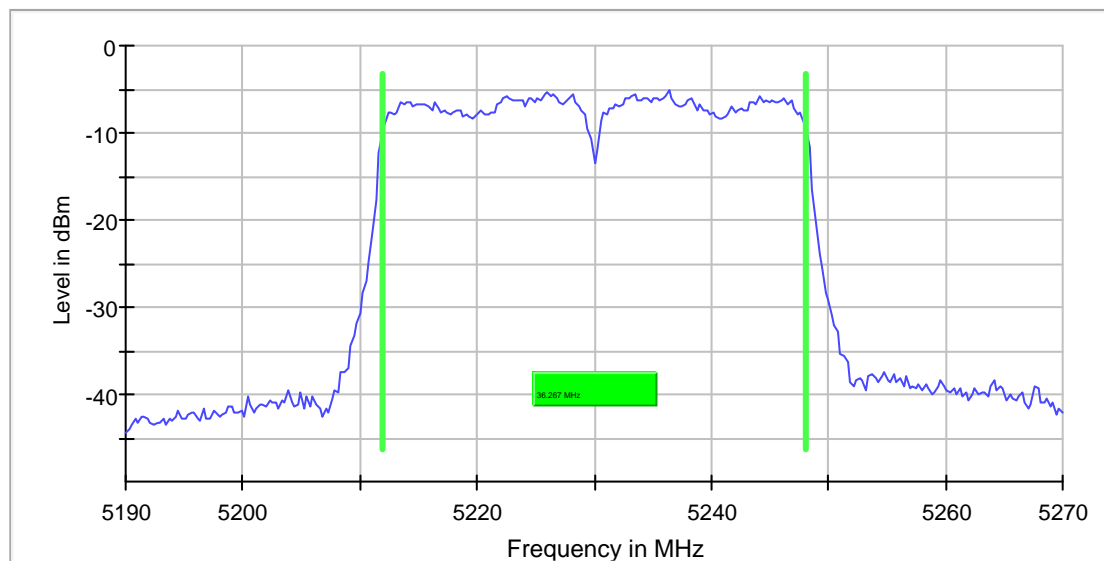
n-mode| 40MHz| ch046| MCS1

## Occupied Channel Bandwidth 99% (5230 MHz; 10,000 dBm; 40 MHz)

Test according to FCC title 47 part 15 §15.407(a),(e), KDB 789033 D02 General U-NII Test Procedures New Rules v01r03 and ANSI C63.10

### 99 % Bandwidth

DUT Frequency (MHz)	Bandwidth (MHz)	Limit Min (MHz)	Limit Max (MHz)	Band Edge Left (MHz)	Band Edge Right (MHz)	Result
5230.000000	36.266666	---	---	5211.866667	5248.133333	PASS



### Measurement

Setting	Instrument Value	Target Value
Start Frequency	5.19000 GHz	5.19000 GHz
Stop Frequency	5.27000 GHz	5.27000 GHz
Span	80.000 MHz	80.000 MHz
RBW	300.000 kHz	<= 400.000 kHz
VBW	1.000 MHz	>= 900.000 kHz
SweepPoints	301	~ 267
Sweeptime	20.000 ms	AUTO
Reference Level	-10.000 dBm	-10.000 dBm
Attenuation	15.000 dB	AUTO
Detector	MaxPeak	MaxPeak
SweepCount	200	200
Filter	3 dB	3 dB
Trace Mode	Max Hold	Max Hold
Sweeptype	Sweep	AUTO
Preamp	off	off
Stablemode	Trace	Trace
Stablevalue	0.30 dB	0.30 dB
Run	55 / max. 150	max. 150
Stable	5 / 5	5
Max Stable Difference	0.16 dB	0.30 dB

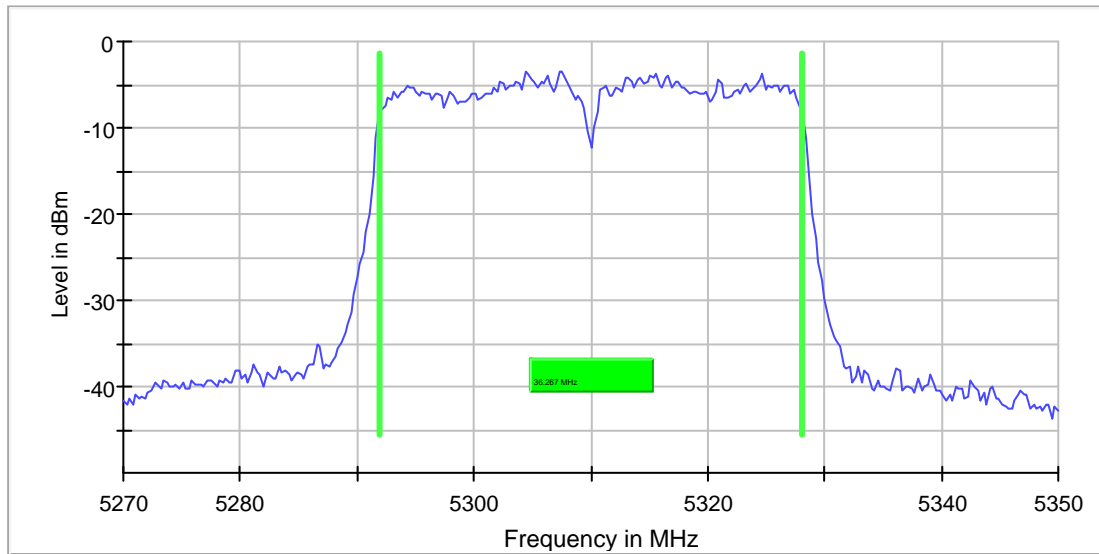
n-mode| 40MHz| ch062| MCS3

## Occupied Channel Bandwidth 99% (5310 MHz; 10,000 dBm; 40 MHz)

Test according to FCC title 47 part 15 §15.407(a),(e), KDB 789033 D02 General U-NII Test Procedures New Rules v01r03 and ANSI C63.10

### 99 % Bandwidth

DUT Frequency (MHz)	Bandwidth (MHz)	Limit Min (MHz)	Limit Max (MHz)	Band Edge Left (MHz)	Band Edge Right (MHz)	Result
5310.000000	36.266666	---	---	5291.866667	5328.133333	PASS



### Measurement

Setting	Instrument Value	Target Value
Start Frequency	5.27000 GHz	5.27000 GHz
Stop Frequency	5.35000 GHz	5.35000 GHz
Span	80.000 MHz	80.000 MHz
RBW	300.000 kHz	<= 400.000 kHz
VBW	1.000 MHz	>= 900.000 kHz
SweepPoints	301	~ 267
Sweeptime	20.000 ms	AUTO
Reference Level	-10.000 dBm	-10.000 dBm
Attenuation	15.000 dB	AUTO
Detector	MaxPeak	MaxPeak
SweepCount	200	200
Filter	3 dB	3 dB
Trace Mode	Max Hold	Max Hold
Sweeptype	Sweep	AUTO
Preamp	off	off
Stablemode	Trace	Trace
Stablevalue	0.30 dB	0.30 dB
Run	61 / max. 150	max. 150
Stable	5 / 5	5
Max Stable Difference	0.10 dB	0.30 dB



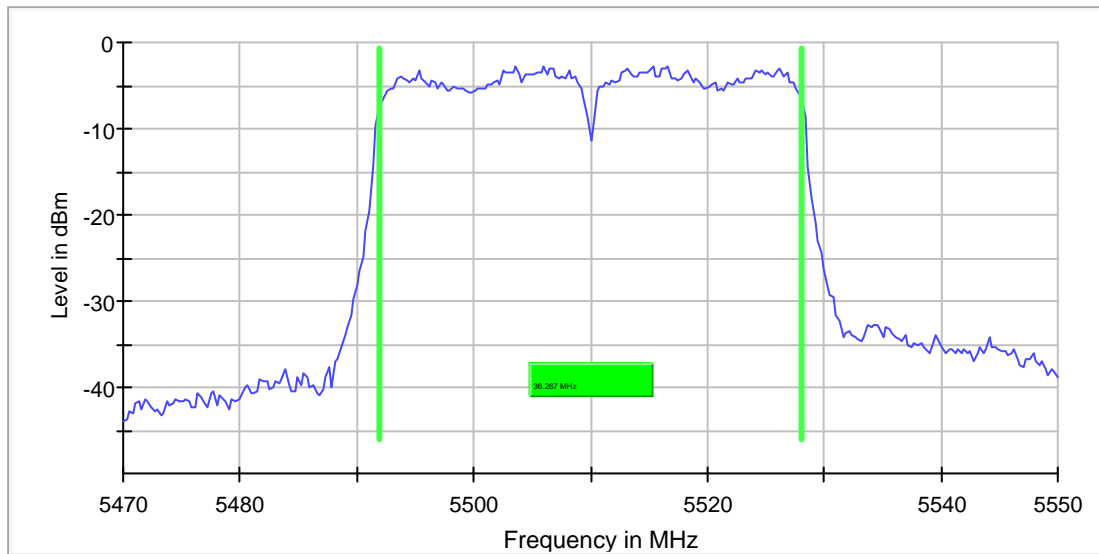
n-mode| 40MHz| ch102| MCS1

## Occupied Channel Bandwidth 99% (5510 MHz; 10,000 dBm; 40 MHz)

Test according to FCC title 47 part 15 §15.407(a),(e), KDB 789033 D02 General U-NII Test Procedures New Rules v01r03 and ANSI C63.10

### 99 % Bandwidth

DUT Frequency (MHz)	Bandwidth (MHz)	Limit Min (MHz)	Limit Max (MHz)	Band Edge Left (MHz)	Band Edge Right (MHz)	Result
5510.000000	36.266666	---	---	5491.866667	5528.133333	PASS



### Measurement

Setting	Instrument Value	Target Value
Start Frequency	5.47000 GHz	5.47000 GHz
Stop Frequency	5.55000 GHz	5.55000 GHz
Span	80.000 MHz	80.000 MHz
RBW	300.000 kHz	<= 400.000 kHz
VBW	1.000 MHz	>= 900.000 kHz
SweepPoints	301	~ 267
Sweeptime	20.000 ms	AUTO
Reference Level	-10.000 dBm	-10.000 dBm
Attenuation	15.000 dB	AUTO
Detector	MaxPeak	MaxPeak
SweepCount	200	200
Filter	3 dB	3 dB
Trace Mode	Max Hold	Max Hold
Sweeptype	Sweep	AUTO
Preamp	off	off
Stablemode	Trace	Trace
Stablevalue	0.30 dB	0.30 dB
Run	46 / max. 150	max. 150
Stable	5 / 5	5
Max Stable Difference	0.21 dB	0.30 dB

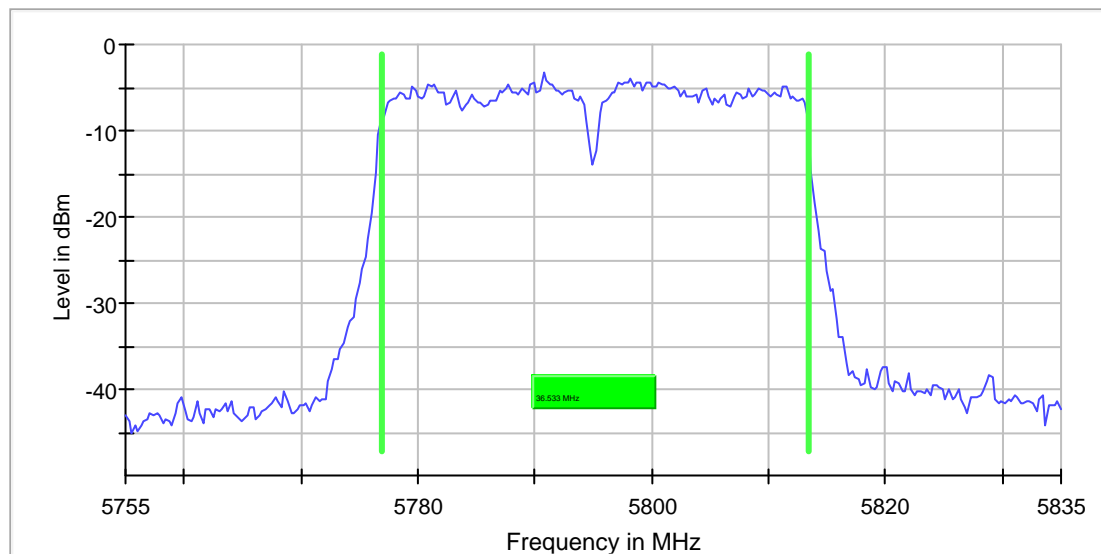
n-mode| 40MHz| ch159| MCS5

## Occupied Channel Bandwidth 99% (5795 MHz; 10,000 dBm; 40 MHz)

Test according to FCC title 47 part 15 §15.407(a),(e), KDB 789033 D02 General U-NII Test Procedures New Rules v01r03 and ANSI C63.10

### 99 % Bandwidth

DUT Frequency (MHz)	Bandwidth (MHz)	Limit Min (MHz)	Limit Max (MHz)	Band Edge Left (MHz)	Band Edge Right (MHz)	Result
5795.000000	36.533333	---	---	5776.866667	5813.400000	PASS



### Measurement

Setting	Instrument Value	Target Value
Start Frequency	5.75500 GHz	5.75500 GHz
Stop Frequency	5.83500 GHz	5.83500 GHz
Span	80.000 MHz	80.000 MHz
RBW	300.000 kHz	<= 400.000 kHz
VBW	1.000 MHz	>= 900.000 kHz
SweepPoints	301	~ 267
SweepTime	20.000 ms	AUTO
Reference Level	-10.000 dBm	-10.000 dBm
Attenuation	15.000 dB	AUTO
Detector	MaxPeak	MaxPeak
SweepCount	200	200
Filter	3 dB	3 dB
Trace Mode	Max Hold	Max Hold
SweepType	Sweep	AUTO
Preamp	off	off
Stablemode	Trace	Trace
Stablevalue	0.30 dB	0.30 dB
Run	52 / max. 150	max. 150
Stable	5 / 5	5
Max Stable Difference	0.29 dB	0.30 dB

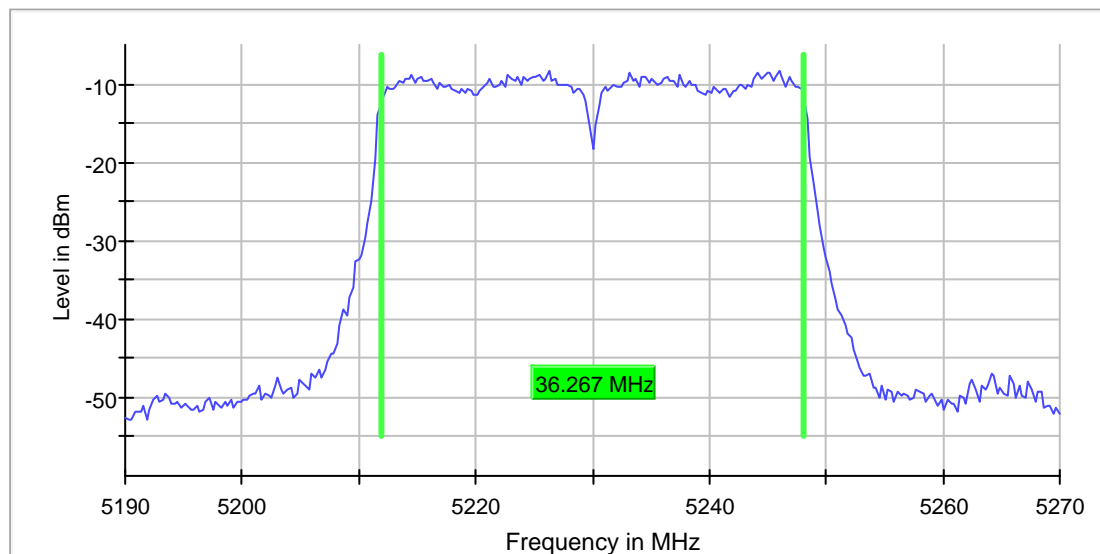
ac-mode| 40MHz| ch046| VHT\_SS1\_MCS6

## Occupied Channel Bandwidth 99% (5230 MHz; 10,000 dBm; 40 MHz)

Test according to FCC title 47 part 15 §15.407(a),(e), KDB 789033 D02 General U-NII Test Procedures New Rules v01r03 and ANSI C63.10

### 99 % Bandwidth

DUT Frequency (MHz)	Bandwidth (MHz)	Limit Min (MHz)	Limit Max (MHz)	Band Edge Left (MHz)	Band Edge Right (MHz)	Result
5230.000000	36.266666	---	---	5211.866667	5248.133333	PASS



### Measurement

Setting	Instrument Value	Target Value
Start Frequency	5.19000 GHz	5.19000 GHz
Stop Frequency	5.27000 GHz	5.27000 GHz
Span	80.000 MHz	80.000 MHz
RBW	300.000 kHz	<= 400.000 kHz
VBW	1.000 MHz	>= 900.000 kHz
SweepPoints	301	~ 267
SweepTime	20.000 ms	AUTO
Reference Level	-20.000 dBm	-20.000 dBm
Attenuation	5.000 dB	AUTO
Detector	MaxPeak	MaxPeak
SweepCount	200	200
Filter	3 dB	3 dB
Trace Mode	Max Hold	Max Hold
SweepType	Sweep	AUTO
Preamp	off	off
Stablemode	Trace	Trace
Stablevalue	0.30 dB	0.30 dB
Run	128 / max. 150	max. 150
Stable	5 / 5	5
Max Stable Difference	0.10 dB	0.30 dB

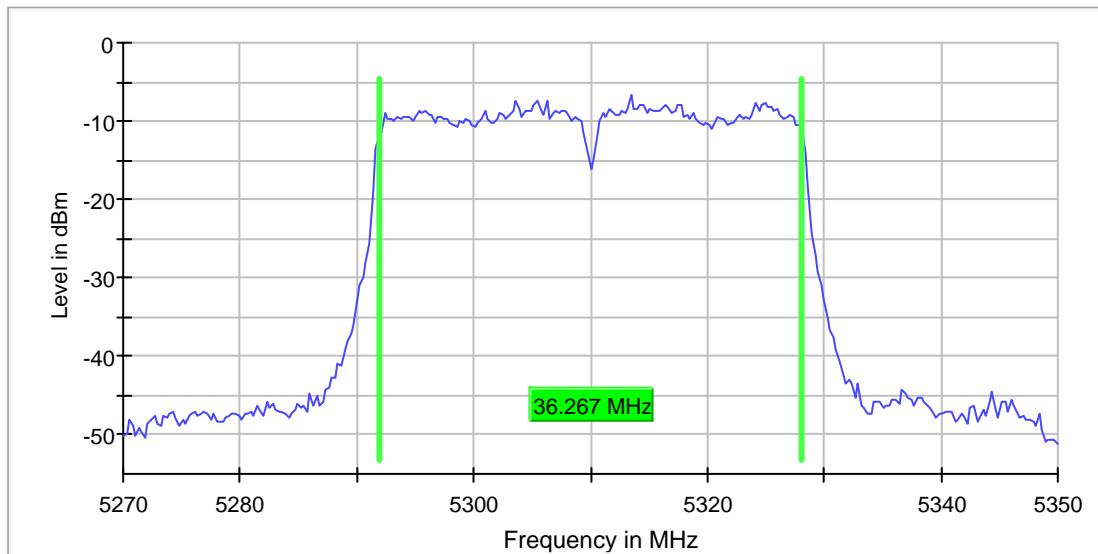
ac-mode| 40MHz| ch062| VHT\_SS1\_MCS6

## Occupied Channel Bandwidth 99% (5310 MHz; 10,000 dBm; 40 MHz)

Test according to FCC title 47 part 15 §15.407(a),(e), KDB 789033 D02 General U-NII Test Procedures New Rules v01r03 and ANSI C63.10

### 99 % Bandwidth

DUT Frequency (MHz)	Bandwidth (MHz)	Limit Min (MHz)	Limit Max (MHz)	Band Edge Left (MHz)	Band Edge Right (MHz)	Result
5310.000000	36.266666	---	---	5291.866667	5328.133333	PASS



### Measurement

Setting	Instrument Value	Target Value
Start Frequency	5.27000 GHz	5.27000 GHz
Stop Frequency	5.35000 GHz	5.35000 GHz
Span	80.000 MHz	80.000 MHz
RBW	300.000 kHz	<= 400.000 kHz
VBW	1.000 MHz	>= 900.000 kHz
SweepPoints	301	~ 267
SweepTime	20.000 ms	AUTO
Reference Level	-20.000 dBm	-20.000 dBm
Attenuation	5.000 dB	AUTO
Detector	MaxPeak	MaxPeak
SweepCount	200	200
Filter	3 dB	3 dB
Trace Mode	Max Hold	Max Hold
SweepType	Sweep	AUTO
Preamp	off	off
Stablemode	Trace	Trace
Stablevalue	0.30 dB	0.30 dB
Run	84 / max. 150	max. 150
Stable	5 / 5	5
Max Stable Difference	0.00 dB	0.30 dB

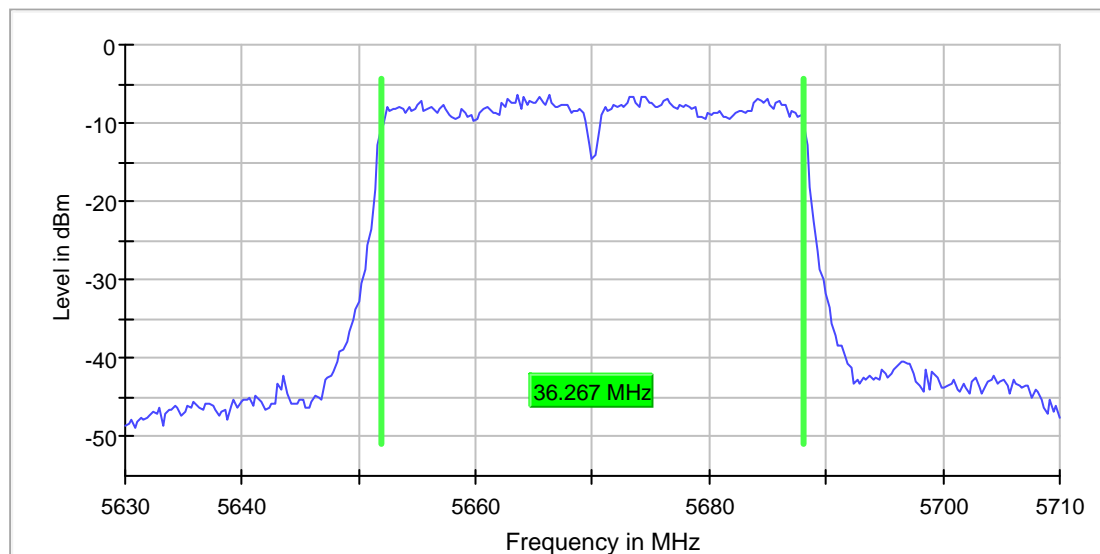
ac-mode| 40MHz| ch134| VHT\_SS1\_MCS6

## Occupied Channel Bandwidth 99% (5670 MHz; 10,000 dBm; 40 MHz)

Test according to FCC title 47 part 15 §15.407(a),(e), KDB 789033 D02 General U-NII Test Procedures New Rules v01r03 and ANSI C63.10

### 99 % Bandwidth

DUT Frequency (MHz)	Bandwidth (MHz)	Limit Min (MHz)	Limit Max (MHz)	Band Edge Left (MHz)	Band Edge Right (MHz)	Result
5670.000000	36.266666	---	---	5651.866667	5688.133333	PASS



### Measurement

Setting	Instrument Value	Target Value
Start Frequency	5.63000 GHz	5.63000 GHz
Stop Frequency	5.71000 GHz	5.71000 GHz
Span	80.000 MHz	80.000 MHz
RBW	300.000 kHz	<= 400.000 kHz
VBW	1.000 MHz	>= 900.000 kHz
SweepPoints	301	~ 267
SweepTime	20.000 ms	AUTO
Reference Level	-10.000 dBm	-10.000 dBm
Attenuation	15.000 dB	AUTO
Detector	MaxPeak	MaxPeak
SweepCount	200	200
Filter	3 dB	3 dB
Trace Mode	Max Hold	Max Hold
SweepType	Sweep	AUTO
Preamp	off	off
Stablemode	Trace	Trace
Stablevalue	0.30 dB	0.30 dB
Run	74 / max. 150	max. 150
Stable	5 / 5	5
Max Stable Difference	0.22 dB	0.30 dB

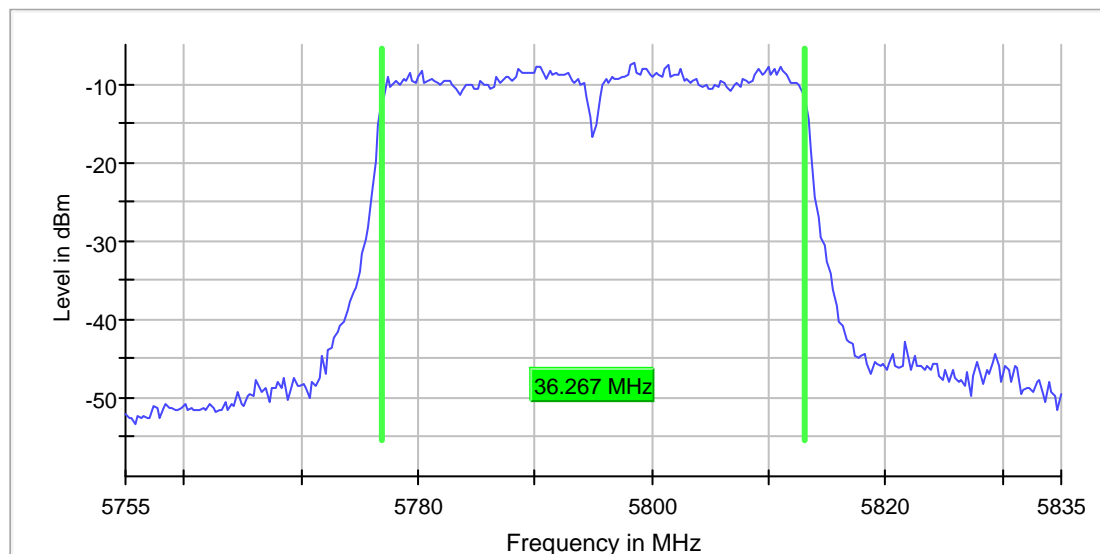
ac-mode| 40MHz| ch159| VHT\_SS1\_MCS6

## Occupied Channel Bandwidth 99% (5795 MHz; 10,000 dBm; 40 MHz)

Test according to FCC title 47 part 15 §15.407(a),(e), KDB 789033 D02 General U-NII Test Procedures New Rules v01r03 and ANSI C63.10

### 99 % Bandwidth

DUT Frequency (MHz)	Bandwidth (MHz)	Limit Min (MHz)	Limit Max (MHz)	Band Edge Left (MHz)	Band Edge Right (MHz)	Result
5795.000000	36.266666	---	---	5776.866667	5813.133333	PASS



### Measurement

Setting	Instrument Value	Target Value
Start Frequency	5.75500 GHz	5.75500 GHz
Stop Frequency	5.83500 GHz	5.83500 GHz
Span	80.000 MHz	80.000 MHz
RBW	300.000 kHz	<= 400.000 kHz
VBW	1.000 MHz	>= 900.000 kHz
SweepPoints	301	~ 267
Sweeptime	20.000 ms	AUTO
Reference Level	-20.000 dBm	-20.000 dBm
Attenuation	5.000 dB	AUTO
Detector	MaxPeak	MaxPeak
SweepCount	200	200
Filter	3 dB	3 dB
Trace Mode	Max Hold	Max Hold
SweepType	Sweep	AUTO
Preamp	off	off
Stablemode	Trace	Trace
Stablevalue	0.30 dB	0.30 dB
Run	69 / max. 150	max. 150
Stable	5 / 5	5
Max Stable Difference	0.00 dB	0.30 dB

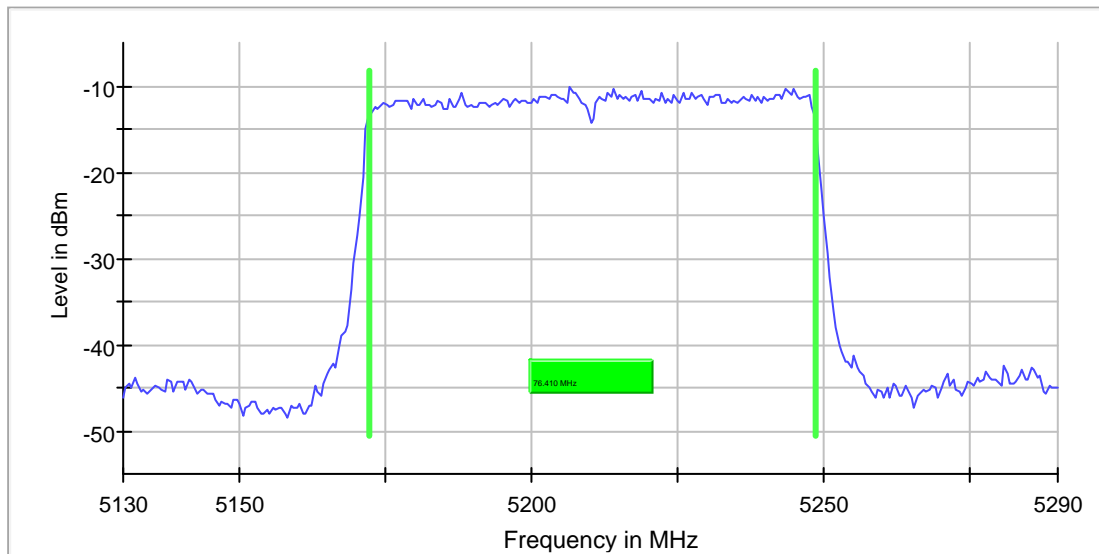
ac-mode| 80MHz| ch042| VHT\_SS1\_MCS0

## Occupied Channel Bandwidth 99% (5210 MHz; 9,000 dBm; 80 MHz)

Test according to FCC title 47 part 15 §15.407(a),(e), KDB 789033 D02 General U-NII Test Procedures New Rules v01r03 and ANSI C63.10

### 99 % Bandwidth

DUT Frequency (MHz)	Bandwidth (MHz)	Limit Min (MHz)	Limit Max (MHz)	Band Edge Left (MHz)	Band Edge Right (MHz)	Result
5210.000000	76.410256	---	---	5172.051282	5248.461538	PASS



### Measurement

Setting	Instrument Value	Target Value
Start Frequency	5.13000 GHz	5.13000 GHz
Stop Frequency	5.29000 GHz	5.29000 GHz
Span	160.000 MHz	160.000 MHz
RBW	500.000 kHz	<= 800.000 kHz
VBW	2.000 MHz	>= 1.500 MHz
SweepPoints	313	~ 320
Sweeptime	20.000 ms	AUTO
Reference Level	-20.000 dBm	-20.000 dBm
Attenuation	5.000 dB	AUTO
Detector	MaxPeak	MaxPeak
SweepCount	200	200
Filter	3 dB	3 dB
Trace Mode	Max Hold	Max Hold
SweepType	Sweep	AUTO
Preamplifier	off	off
Stablemode	Trace	Trace
Stablevalue	0.30 dB	0.30 dB
Run	82 / max. 150	max. 150
Stable	5 / 5	5
Max Stable Difference	0.25 dB	0.30 dB

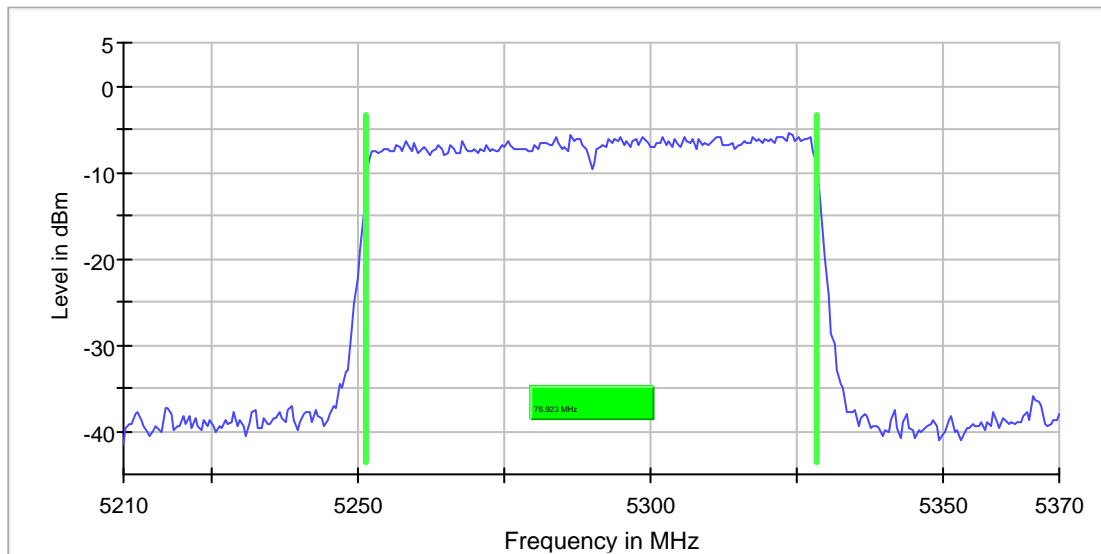
ac-mode| 80MHz| ch058| VHT\_SS1\_MCS0

## Occupied Channel Bandwidth 99% (5290 MHz; 9,000 dBm; 80 MHz)

Test according to FCC title 47 part 15 §15.407(a),(e), KDB 789033 D02 General U-NII Test Procedures New Rules v01r03 and ANSI C63.10

### 99 % Bandwidth

DUT Frequency (MHz)	Bandwidth (MHz)	Limit Min (MHz)	Limit Max (MHz)	Band Edge Left (MHz)	Band Edge Right (MHz)	Result
5290.000000	76.923076	---	---	5251.538462	5328.461538	PASS



### Measurement

Setting	Instrument Value	Target Value
Start Frequency	5.21000 GHz	5.21000 GHz
Stop Frequency	5.37000 GHz	5.37000 GHz
Span	160.000 MHz	160.000 MHz
RBW	500.000 kHz	<= 800.000 kHz
VBW	2.000 MHz	>= 1.500 MHz
SweepPoints	313	~ 320
Sweeptime	20.000 ms	AUTO
Reference Level	-20.000 dBm	-20.000 dBm
Attenuation	5.000 dB	AUTO
Detector	MaxPeak	MaxPeak
SweepCount	200	200
Filter	3 dB	3 dB
Trace Mode	Max Hold	Max Hold
SweepType	Sweep	AUTO
Preamp	off	off
Stablemode	Trace	Trace
Stablevalue	0.30 dB	0.30 dB
Run	69 / max. 150	max. 150
Stable	5 / 5	5
Max Stable Difference	0.10 dB	0.30 dB



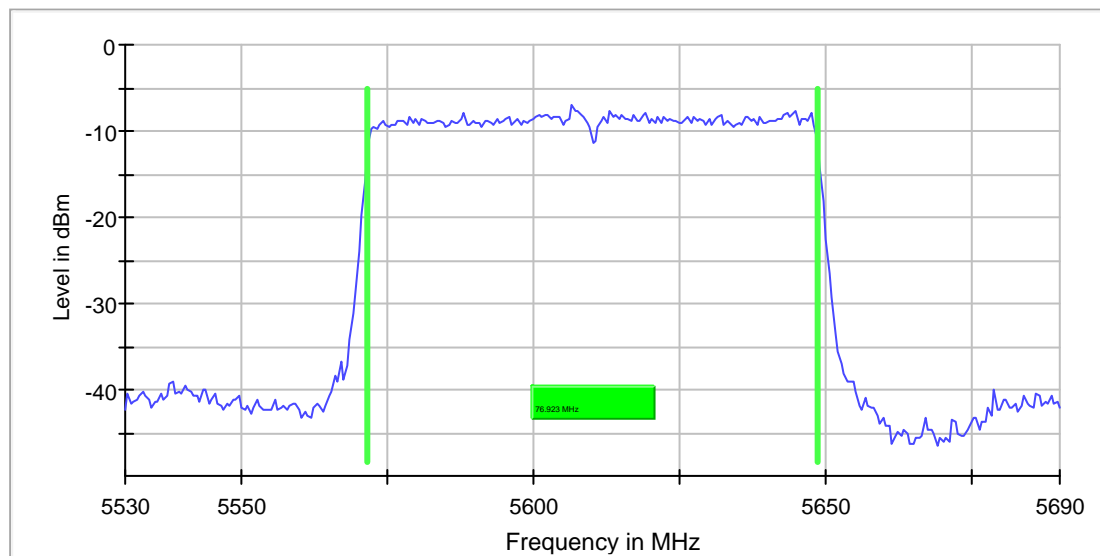
ac-mode| 80MHz| ch122| VHT\_SS1\_MCS0

## Occupied Channel Bandwidth 99% (5610 MHz; 9,000 dBm; 80 MHz)

Test according to FCC title 47 part 15 §15.407(a),(e), KDB 789033 D02 General U-NII Test Procedures New Rules v01r03 and ANSI C63.10

### 99 % Bandwidth

DUT Frequency (MHz)	Bandwidth (MHz)	Limit Min (MHz)	Limit Max (MHz)	Band Edge Left (MHz)	Band Edge Right (MHz)	Result
5610.000000	76.923076	---	---	5571.538462	5648.461538	PASS



### Measurement

Setting	Instrument Value	Target Value
Start Frequency	5.53000 GHz	5.53000 GHz
Stop Frequency	5.69000 GHz	5.69000 GHz
Span	160.000 MHz	160.000 MHz
RBW	500.000 kHz	<= 800.000 kHz
VBW	2.000 MHz	>= 1.500 MHz
SweepPoints	313	~ 320
Sweeptime	20.000 ms	AUTO
Reference Level	-10.000 dBm	-10.000 dBm
Attenuation	15.000 dB	AUTO
Detector	MaxPeak	MaxPeak
SweepCount	200	200
Filter	3 dB	3 dB
Trace Mode	Max Hold	Max Hold
SweepType	Sweep	AUTO
Preamp	off	off
Stablemode	Trace	Trace
Stablevalue	0.30 dB	0.30 dB
Run	78 / max. 150	max. 150
Stable	5 / 5	5
Max Stable Difference	0.00 dB	0.30 dB

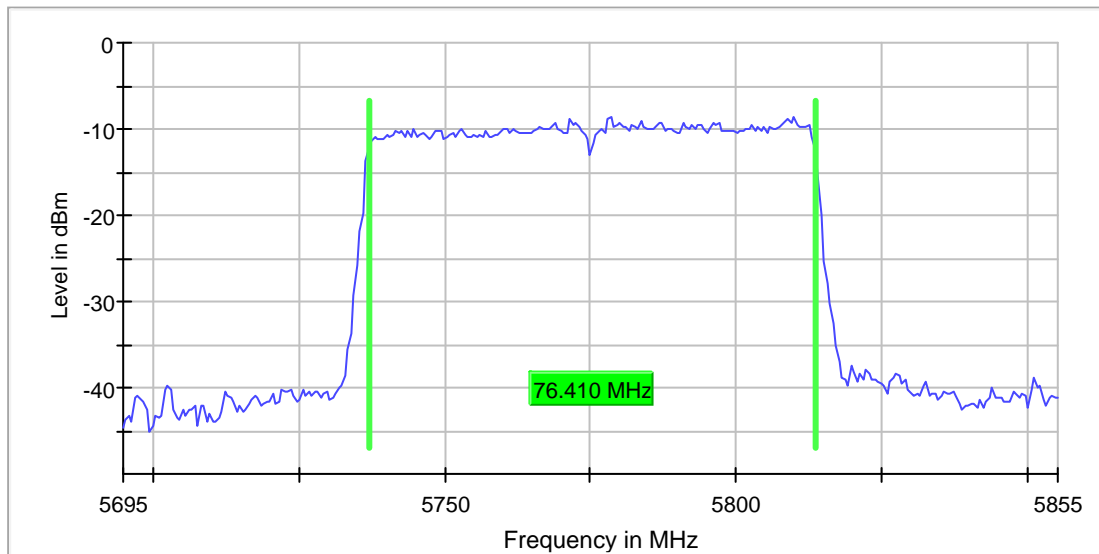
ac-mode| 80MHz| ch155| VHT\_SS1\_MCS0

## Occupied Channel Bandwidth 99% (5775 MHz; 9,000 dBm; 80 MHz)

Test according to FCC title 47 part 15 §15.407(a),(e), KDB 789033 D02 General U-NII Test Procedures New Rules v01r03 and ANSI C63.10

### 99 % Bandwidth

DUT Frequency (MHz)	Bandwidth (MHz)	Limit Min (MHz)	Limit Max (MHz)	Band Edge Left (MHz)	Band Edge Right (MHz)	Result
5775.000000	76.410256	---	---	5737.051282	5813.461538	PASS



### Measurement

Setting	Instrument Value	Target Value
Start Frequency	5.69500 GHz	5.69500 GHz
Stop Frequency	5.85500 GHz	5.85500 GHz
Span	160.000 MHz	160.000 MHz
RBW	500.000 kHz	<= 800.000 kHz
VBW	2.000 MHz	>= 1.500 MHz
SweepPoints	313	~ 320
SweepTime	20.000 ms	AUTO
Reference Level	-20.000 dBm	-20.000 dBm
Attenuation	5.000 dB	AUTO
Detector	MaxPeak	MaxPeak
SweepCount	200	200
Filter	3 dB	3 dB
Trace Mode	Max Hold	Max Hold
Sweeptype	Sweep	AUTO
Preamp	off	off
Stablemode	Trace	Trace
Stablevalue	0.30 dB	0.30 dB
Run	79 / max. 150	max. 150
Stable	5 / 5	5
Max Stable Difference	0.16 dB	0.30 dB

## 1.2. 26 dB bandwidth

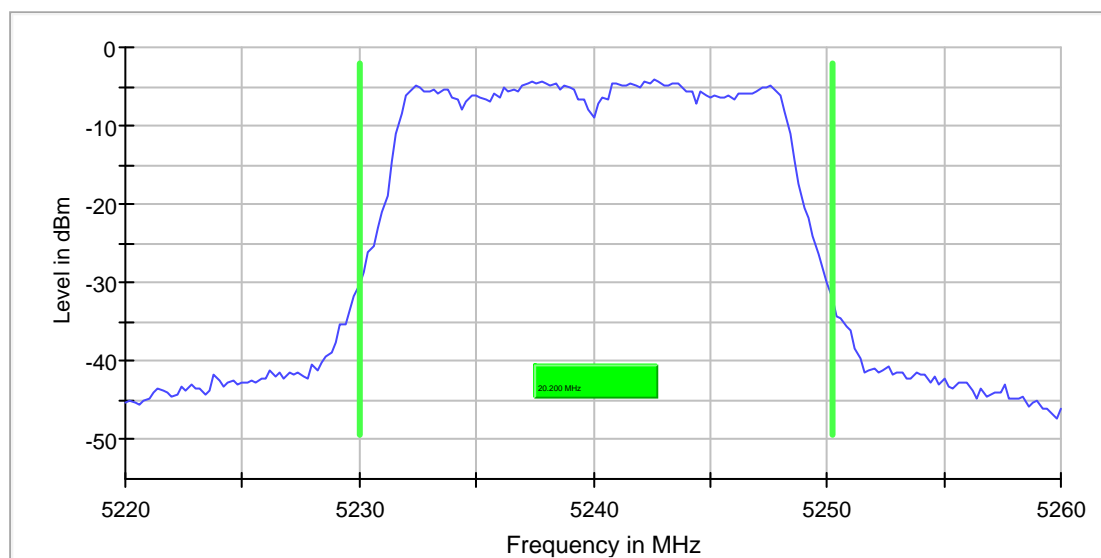
a-mode| 20MHz| ch048| 6Mbit

### Emission Bandwidth 26 dB (5240 MHz; 10 (10 dBm); 20 MHz)

Test according to FCC title 47 part 15 §15.407(a),(e), KDB 789033 D02 General U-NII Test Procedures New Rules v01r03 and ANSI C63.10

### 26 dB Bandwidth

DUT Frequency (MHz)	Bandwidth (MHz)	Limit Min (MHz)	Limit Max (MHz)	Band Edge Left (MHz)	Band Edge Right (MHz)	Max Level (dBm)	Result
5240.000000	20.200000	---	---	5230.000000	5250.200000	-4.1	PASS



### Measurement

Setting	Instrument Value	Target Value
Start Frequency	5.22000 GHz	5.22000 GHz
Stop Frequency	5.26000 GHz	5.26000 GHz
Span	40.000 MHz	40.000 MHz
RBW	200.000 kHz	~ 200.000 kHz
VBW	1.000 MHz	>= 600.000 kHz
SweepPoints	201	~ 200
Sweeptime	20.000 ms	AUTO
Reference Level	-10.000 dBm	-10.000 dBm
Attenuation	15.000 dB	AUTO
Detector	MaxPeak	MaxPeak
SweepCount	200	200
Filter	3 dB	3 dB
Trace Mode	Max Hold	Max Hold
SweepType	Sweep	AUTO
Preamp	off	off
Stablemode	Trace	Trace
Stablevalue	0.30 dB	0.30 dB
Run	18 / max. 150	max. 150
Stable	5 / 5	5
Max Stable Difference	0.01 dB	0.30 dB

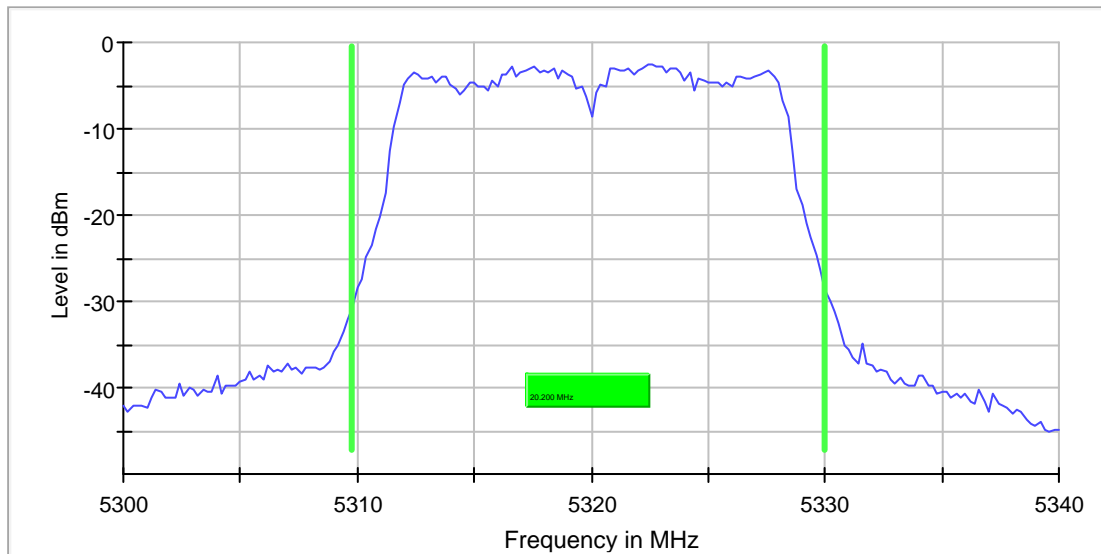
a-mode| 20MHz| ch064| 6Mbit

## Emission Bandwidth 26 dB (5320 MHz; 10 (10 dBm); 20 MHz)

Test according to FCC title 47 part 15 §15.407(a),(e), KDB 789033 D02 General U-NII Test Procedures New Rules v01r03 and ANSI C63.10

### 26 dB Bandwidth

DUT Frequency (MHz)	Bandwidth (MHz)	Limit Min (MHz)	Limit Max (MHz)	Band Edge Left (MHz)	Band Edge Right (MHz)	Max Level (dBm)	Result
5320.000000	20.200000	---	---	5309.800000	5330.000000	-2.5	PASS



### Measurement

Setting	Instrument Value	Target Value
Start Frequency	5.30000 GHz	5.30000 GHz
Stop Frequency	5.34000 GHz	5.34000 GHz
Span	40.000 MHz	40.000 MHz
RBW	200.000 kHz	~ 200.000 kHz
VBW	1.000 MHz	>= 600.000 kHz
SweepPoints	201	~ 200
Sweeptime	20.000 ms	AUTO
Reference Level	-10.000 dBm	-10.000 dBm
Attenuation	15.000 dB	AUTO
Detector	MaxPeak	MaxPeak
SweepCount	200	200
Filter	3 dB	3 dB
Trace Mode	Max Hold	Max Hold
Sweeptype	Sweep	AUTO
Preamp	off	off
Stablemode	Trace	Trace
Stablevalue	0.30 dB	0.30 dB
Run	35 / max. 150	max. 150
Stable	5 / 5	5
Max Stable Difference	0.25 dB	0.30 dB

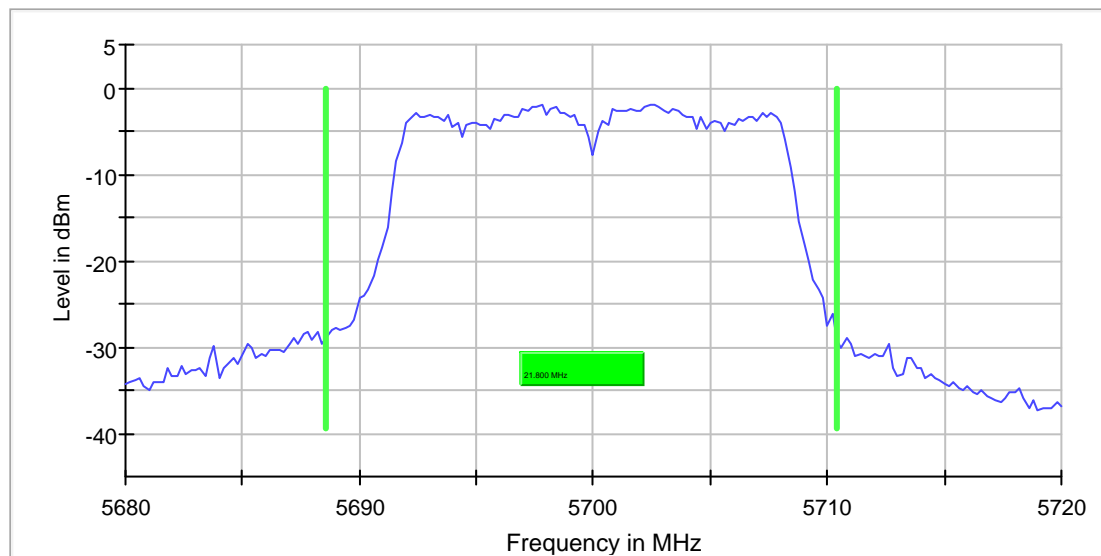
a-mode| 20MHz| ch140| 6Mbit

## Emission Bandwidth 26 dB (5700 MHz; 10 (10 dBm); 20 MHz)

Test according to FCC title 47 part 15 §15.407(a),(e), KDB 789033 D02 General U-NII Test Procedures New Rules v01r03 and ANSI C63.10

### 26 dB Bandwidth

DUT Frequency (MHz)	Bandwidth (MHz)	Limit Min (MHz)	Limit Max (MHz)	Band Edge Left (MHz)	Band Edge Right (MHz)	Max Level (dBm)	Result
5700.000000	21.800000	---	---	5688.600000	5710.400000	-2.0	PASS



### Measurement

Setting	Instrument Value	Target Value
Start Frequency	5.68000 GHz	5.68000 GHz
Stop Frequency	5.72000 GHz	5.72000 GHz
Span	40.000 MHz	40.000 MHz
RBW	200.000 kHz	~ 200.000 kHz
VBW	1.000 MHz	>= 600.000 kHz
SweepPoints	201	~ 200
SweepTime	20.000 ms	AUTO
Reference Level	-10.000 dBm	-10.000 dBm
Attenuation	15.000 dB	AUTO
Detector	MaxPeak	MaxPeak
SweepCount	200	200
Filter	3 dB	3 dB
Trace Mode	Max Hold	Max Hold
SweepType	Sweep	AUTO
Preamp	off	off
Stablemode	Trace	Trace
Stablevalue	0.30 dB	0.30 dB
Run	12 / max. 150	max. 150
Stable	5 / 5	5
Max Stable Difference	0.07 dB	0.30 dB

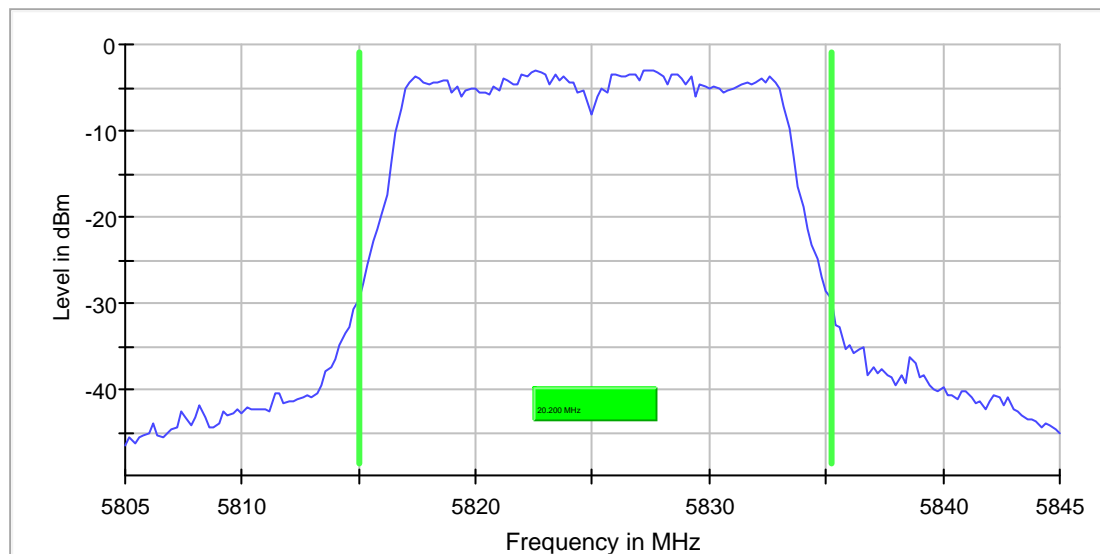
a-mode| 20MHz| ch165| 6Mbit

## Emission Bandwidth 26 dB (5825 MHz; 10 (10 dBm); 20 MHz)

Test according to FCC title 47 part 15 §15.407(a),(e), KDB 789033 D02 General U-NII Test Procedures New Rules v01r03 and ANSI C63.10

### 26 dB Bandwidth

DUT Frequency (MHz)	Bandwidth (MHz)	Limit Min (MHz)	Limit Max (MHz)	Band Edge Left (MHz)	Band Edge Right (MHz)	Max Level (dBm)	Result
5825.000000	20.200000	---	---	5815.000000	5835.200000	-2.9	PASS



### Measurement

Setting	Instrument Value	Target Value
Start Frequency	5.80500 GHz	5.80500 GHz
Stop Frequency	5.84500 GHz	5.84500 GHz
Span	40.000 MHz	40.000 MHz
RBW	200.000 kHz	~ 200.000 kHz
VBW	1.000 MHz	>= 600.000 kHz
SweepPoints	201	~ 200
SweepTime	20.000 ms	AUTO
Reference Level	-10.000 dBm	-10.000 dBm
Attenuation	15.000 dB	AUTO
Detector	MaxPeak	MaxPeak
SweepCount	200	200
Filter	3 dB	3 dB
Trace Mode	Max Hold	Max Hold
SweepType	Sweep	AUTO
Preamp	off	off
Stablemode	Trace	Trace
Stablevalue	0.30 dB	0.30 dB
Run	19 / max. 150	max. 150
Stable	5 / 5	5
Max Stable Difference	0.05 dB	0.30 dB

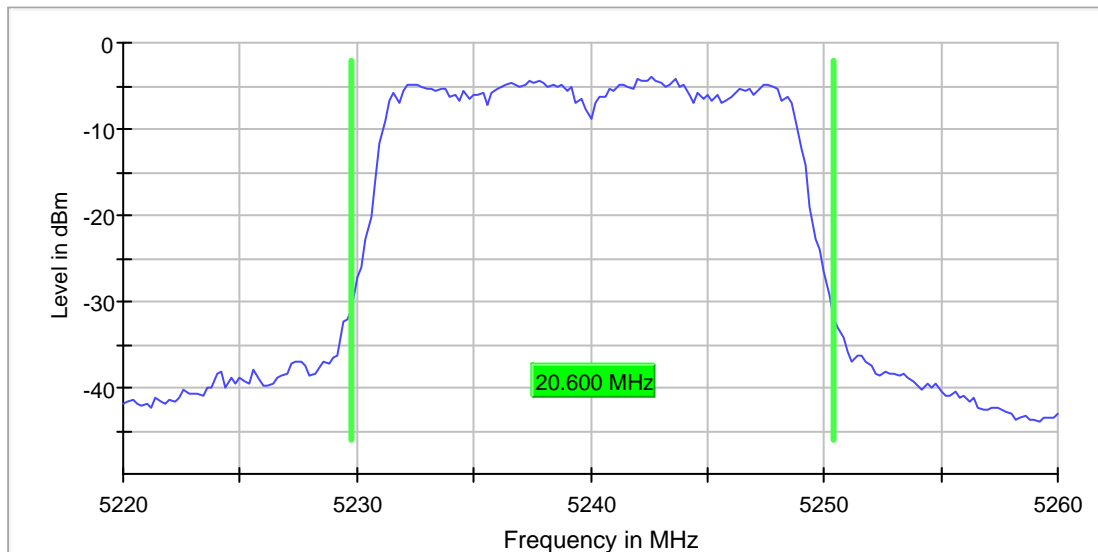
n-mode| 20MHz| ch048| MCS0

## Emission Bandwidth 26 dB (5240 MHz; 10 (10 dBm); 20 MHz)

Test according to FCC title 47 part 15 §15.407(a),(e), KDB 789033 D02 General U-NII Test Procedures New Rules v01r03 and ANSI C63.10

### 26 dB Bandwidth

DUT Frequency (MHz)	Bandwidth (MHz)	Limit Min (MHz)	Limit Max (MHz)	Band Edge Left (MHz)	Band Edge Right (MHz)	Max Level (dBm)	Result
5240.000000	20.600000	---	---	5229.800000	5250.400000	-4.1	PASS



### Measurement

Setting	Instrument Value	Target Value
Start Frequency	5.22000 GHz	5.22000 GHz
Stop Frequency	5.26000 GHz	5.26000 GHz
Span	40.000 MHz	40.000 MHz
RBW	200.000 kHz	~ 200.000 kHz
VBW	1.000 MHz	>= 600.000 kHz
SweepPoints	201	~ 200
Sweeptime	20.000 ms	AUTO
Reference Level	-10.000 dBm	-10.000 dBm
Attenuation	15.000 dB	AUTO
Detector	MaxPeak	MaxPeak
SweepCount	200	200
Filter	3 dB	3 dB
Trace Mode	Max Hold	Max Hold
SweepType	Sweep	AUTO
Preamp	off	off
Stablemode	Trace	Trace
Stablevalue	0.30 dB	0.30 dB
Run	19 / max. 150	max. 150
Stable	5 / 5	5
Max Stable Difference	0.02 dB	0.30 dB

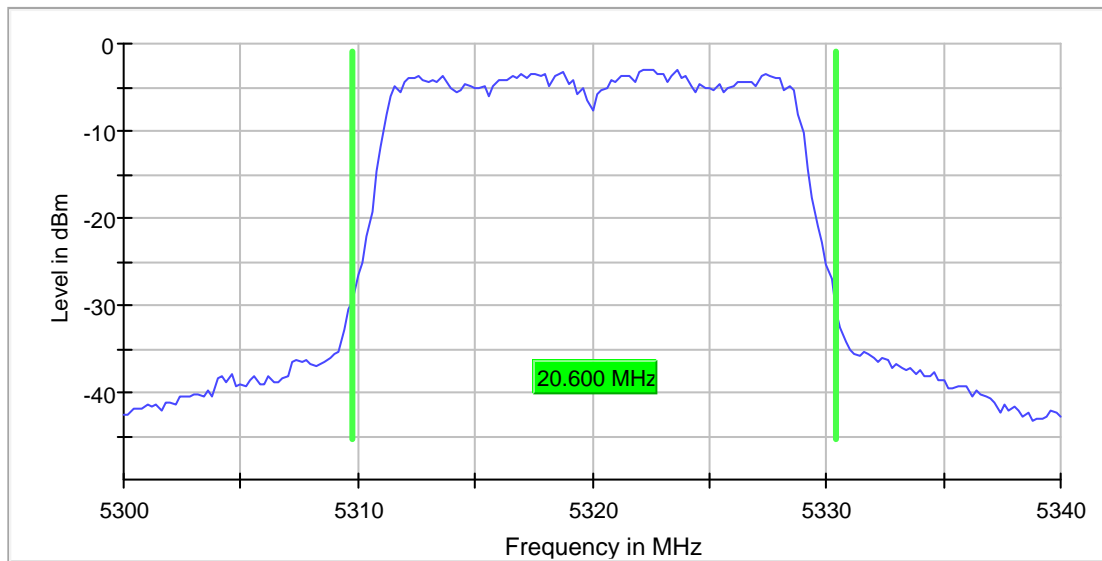
n-mode| 20MHz| ch064| MCS0

## Emission Bandwidth 26 dB (5320 MHz; 10 (10 dBm); 20 MHz)

Test according to FCC title 47 part 15 §15.407(a),(e), KDB 789033 D02 General U-NII Test Procedures New Rules v01r03 and ANSI C63.10

### 26 dB Bandwidth

DUT Frequency (MHz)	Bandwidth (MHz)	Limit Min (MHz)	Limit Max (MHz)	Band Edge Left (MHz)	Band Edge Right (MHz)	Max Level (dBm)	Result
5320.000000	20.600000	---	---	5309.800000	5330.400000	-2.9	PASS



### Measurement

Setting	Instrument Value	Target Value
Start Frequency	5.30000 GHz	5.30000 GHz
Stop Frequency	5.34000 GHz	5.34000 GHz
Span	40.000 MHz	40.000 MHz
RBW	200.000 kHz	~ 200.000 kHz
VBW	1.000 MHz	>= 600.000 kHz
SweepPoints	201	~ 200
Sweeptime	20.000 ms	AUTO
Reference Level	-10.000 dBm	-10.000 dBm
Attenuation	15.000 dB	AUTO
Detector	MaxPeak	MaxPeak
SweepCount	200	200
Filter	3 dB	3 dB
Trace Mode	Max Hold	Max Hold
SweepType	Sweep	AUTO
Preamplifier	off	off
Stablemode	Trace	Trace
Stablevalue	0.30 dB	0.30 dB
Run	22 / max. 150	max. 150
Stable	5 / 5	5
Max Stable Difference	0.15 dB	0.30 dB



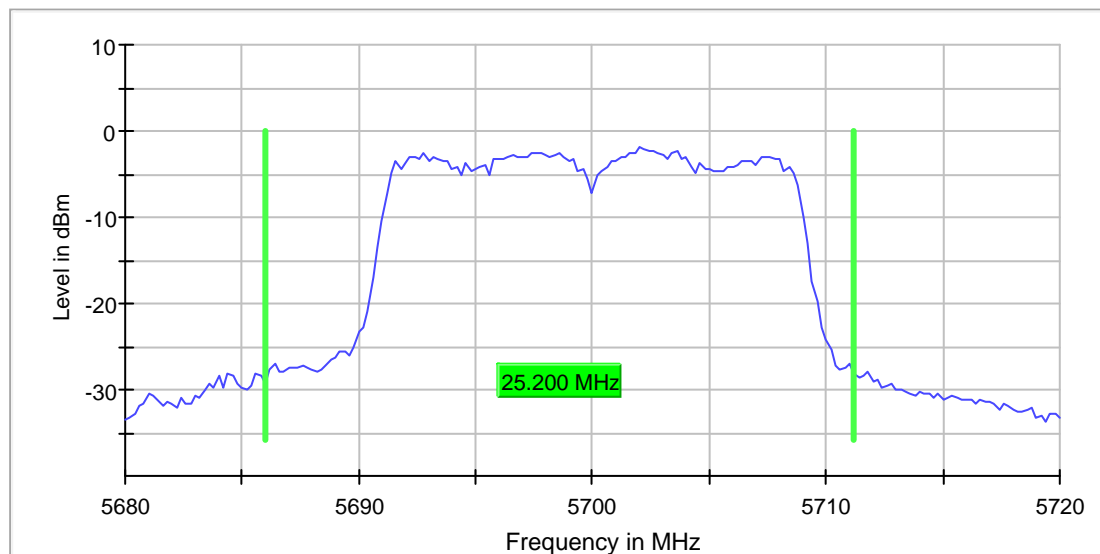
n-mode| 20MHz| ch140| MCS0

## Emission Bandwidth 26 dB (5700 MHz; 10 (10 dBm); 20 MHz)

Test according to FCC title 47 part 15 §15.407(a),(e), KDB 789033 D02 General U-NII Test Procedures New Rules v01r03 and ANSI C63.10

### 26 dB Bandwidth

DUT Frequency (MHz)	Bandwidth (MHz)	Limit Min (MHz)	Limit Max (MHz)	Band Edge Left (MHz)	Band Edge Right (MHz)	Max Level (dBm)	Result
5700.000000	25.200000	---	---	5686.000000	5711.200000	-1.9	PASS



### Measurement

Setting	Instrument Value	Target Value
Start Frequency	5.68000 GHz	5.68000 GHz
Stop Frequency	5.72000 GHz	5.72000 GHz
Span	40.000 MHz	40.000 MHz
RBW	200.000 kHz	~ 200.000 kHz
VBW	1.000 MHz	>= 600.000 kHz
SweepPoints	201	~ 200
Sweeptime	20.000 ms	AUTO
Reference Level	-10.000 dBm	-10.000 dBm
Attenuation	15.000 dB	AUTO
Detector	MaxPeak	MaxPeak
SweepCount	200	200
Filter	3 dB	3 dB
Trace Mode	Max Hold	Max Hold
SweepType	Sweep	AUTO
Preamp	off	off
Stablemode	Trace	Trace
Stablevalue	0.30 dB	0.30 dB
Run	22 / max. 150	max. 150
Stable	5 / 5	5
Max Stable Difference	0.13 dB	0.30 dB

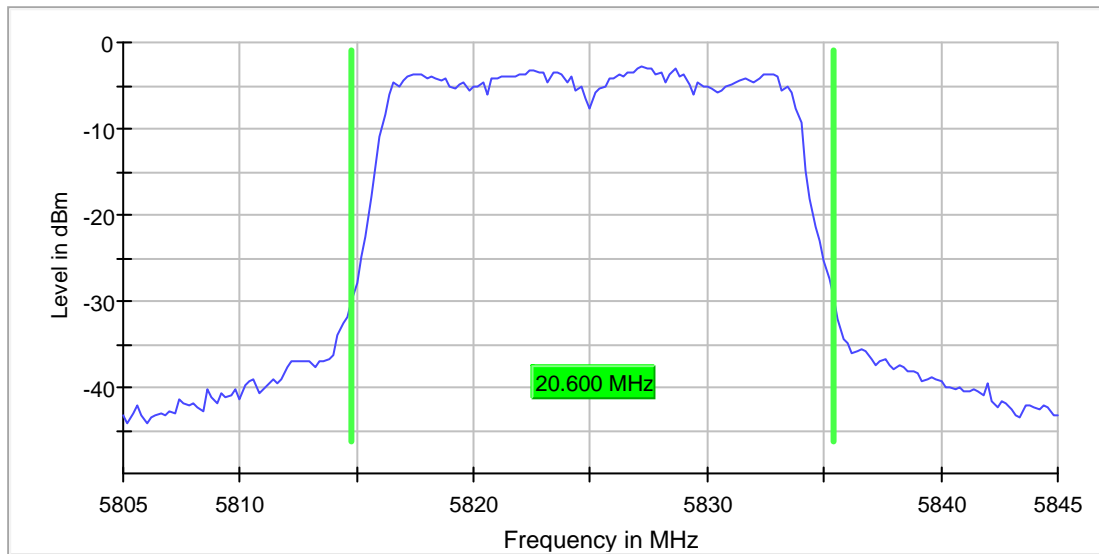
n-mode| 20MHz| ch165| MCS0

## Emission Bandwidth 26 dB (5825 MHz; 10 (10 dBm); 20 MHz)

Test according to FCC title 47 part 15 §15.407(a),(e), KDB 789033 D02 General U-NII Test Procedures New Rules v01r03 and ANSI C63.10

### 26 dB Bandwidth

DUT Frequency (MHz)	Bandwidth (MHz)	Limit Min (MHz)	Limit Max (MHz)	Band Edge Left (MHz)	Band Edge Right (MHz)	Max Level (dBm)	Result
5825.000000	20.600000	---	---	5814.800000	5835.400000	-2.9	PASS



### Measurement

Setting	Instrument Value	Target Value
Start Frequency	5.80500 GHz	5.80500 GHz
Stop Frequency	5.84500 GHz	5.84500 GHz
Span	40.000 MHz	40.000 MHz
RBW	200.000 kHz	~ 200.000 kHz
VBW	1.000 MHz	>= 600.000 kHz
SweepPoints	201	~ 200
SweepTime	20.000 ms	AUTO
Reference Level	-10.000 dBm	-10.000 dBm
Attenuation	15.000 dB	AUTO
Detector	MaxPeak	MaxPeak
SweepCount	200	200
Filter	3 dB	3 dB
Trace Mode	Max Hold	Max Hold
SweepType	Sweep	AUTO
Preamp	off	off
Stablemode	Trace	Trace
Stablevalue	0.30 dB	0.30 dB
Run	26 / max. 150	max. 150
Stable	5 / 5	5
Max Stable Difference	0.19 dB	0.30 dB

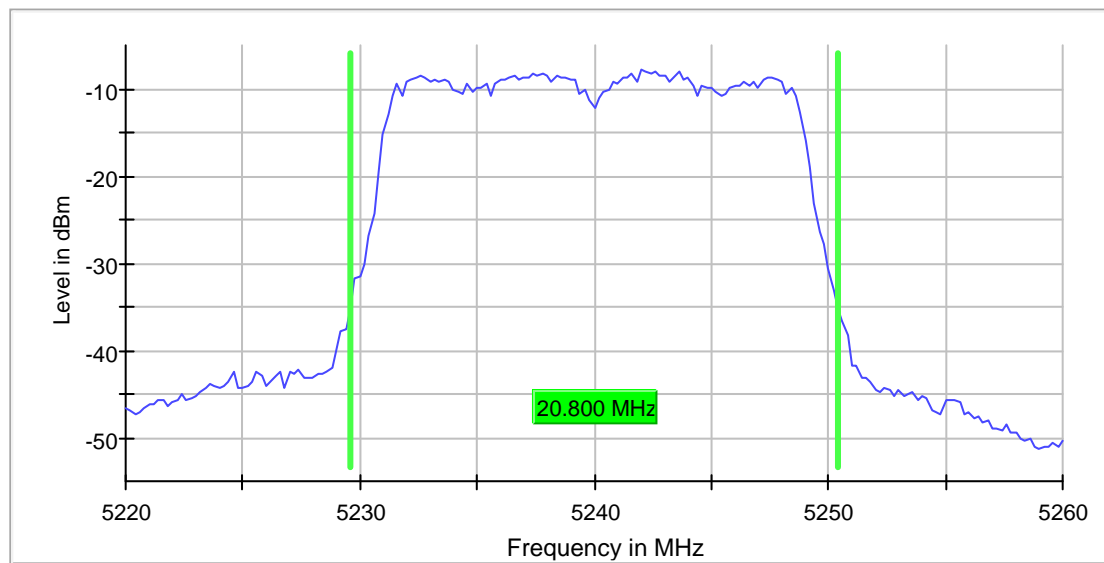
ac-mode| 20MHz| ch048| VHT\_SS1\_MCS0

## Emission Bandwidth 26 dB (5240 MHz; 10 (10 dBm); 20 MHz)

Test according to FCC title 47 part 15 §15.407(a),(e), KDB 789033 D02 General U-NII Test Procedures New Rules v01r03 and ANSI C63.10

### 26 dB Bandwidth

DUT Frequency (MHz)	Bandwidth (MHz)	Limit Min (MHz)	Limit Max (MHz)	Band Edge Left (MHz)	Band Edge Right (MHz)	Max Level (dBm)	Result
5240.000000	20.800000	---	---	5229.600000	5250.400000	-7.8	PASS



### Measurement

Setting	Instrument Value	Target Value
Start Frequency	5.22000 GHz	5.22000 GHz
Stop Frequency	5.26000 GHz	5.26000 GHz
Span	40.000 MHz	40.000 MHz
RBW	200.000 kHz	~ 200.000 kHz
VBW	1.000 MHz	>= 600.000 kHz
SweepPoints	201	~ 200
Sweeptime	20.000 ms	AUTO
Reference Level	-10.000 dBm	-10.000 dBm
Attenuation	15.000 dB	AUTO
Detector	MaxPeak	MaxPeak
SweepCount	200	200
Filter	3 dB	3 dB
Trace Mode	Max Hold	Max Hold
SweepType	Sweep	AUTO
Preamp	off	off
Stablemode	Trace	Trace
Stablevalue	0.30 dB	0.30 dB
Run	24 / max. 150	max. 150
Stable	5 / 5	5
Max Stable Difference	0.21 dB	0.30 dB

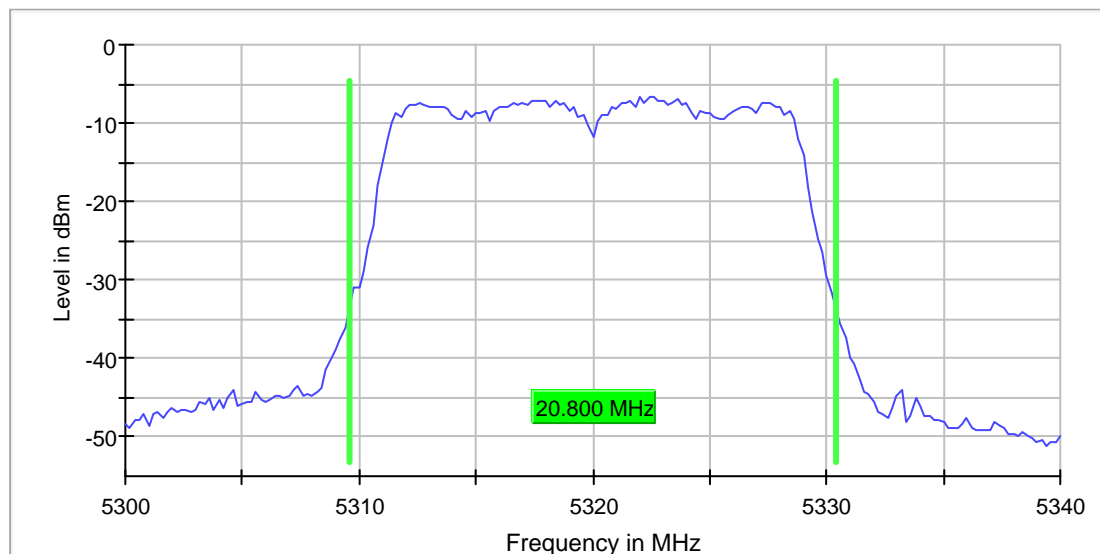
ac-mode| 20MHz| ch064| VHT\_SS1\_MCS0

## Emission Bandwidth 26 dB (5320 MHz; 10 (10 dBm); 20 MHz)

Test according to FCC title 47 part 15 §15.407(a),(e), KDB 789033 D02 General U-NII Test Procedures New Rules v01r03 and ANSI C63.10

### 26 dB Bandwidth

DUT Frequency (MHz)	Bandwidth (MHz)	Limit Min (MHz)	Limit Max (MHz)	Band Edge Left (MHz)	Band Edge Right (MHz)	Max Level (dBm)	Result
5320.00000	20.80000	---	---	5309.60000	5330.40000	-6.6	PASS



### Measurement

Setting	Instrument Value	Target Value
Start Frequency	5.30000 GHz	5.30000 GHz
Stop Frequency	5.34000 GHz	5.34000 GHz
Span	40.000 MHz	40.000 MHz
RBW	200.000 kHz	~ 200.000 kHz
VBW	1.000 MHz	>= 600.000 kHz
SweepPoints	201	~ 200
Sweeptime	20.000 ms	AUTO
Reference Level	-10.000 dBm	-10.000 dBm
Attenuation	15.000 dB	AUTO
Detector	MaxPeak	MaxPeak
SweepCount	200	200
Filter	3 dB	3 dB
Trace Mode	Max Hold	Max Hold
SweepType	Sweep	AUTO
Preamp	off	off
Stablemode	Trace	Trace
Stablevalue	0.30 dB	0.30 dB
Run	26 / max. 150	max. 150
Stable	5 / 5	5
Max Stable Difference	0.11 dB	0.30 dB

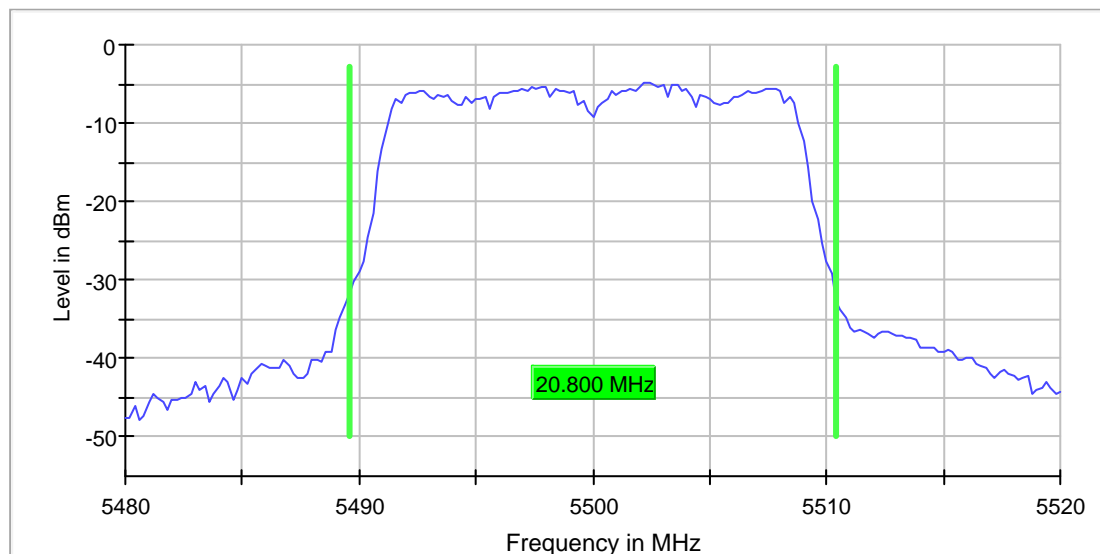
ac-mode| 20MHz| ch100| VHT\_SS1\_MCS0

## Emission Bandwidth 26 dB (5500 MHz; 10 (10 dBm); 20 MHz)

Test according to FCC title 47 part 15 §15.407(a),(e), KDB 789033 D02 General U-NII Test Procedures New Rules v01r03 and ANSI C63.10

### 26 dB Bandwidth

DUT Frequency (MHz)	Bandwidth (MHz)	Limit Min (MHz)	Limit Max (MHz)	Band Edge Left (MHz)	Band Edge Right (MHz)	Max Level (dBm)	Result
5500.000000	20.800000	---	---	5489.600000	5510.400000	-4.9	PASS



### Measurement

Setting	Instrument Value	Target Value
Start Frequency	5.48000 GHz	5.48000 GHz
Stop Frequency	5.52000 GHz	5.52000 GHz
Span	40.000 MHz	40.000 MHz
RBW	200.000 kHz	~ 200.000 kHz
VBW	1.000 MHz	>= 600.000 kHz
SweepPoints	201	~ 200
Sweeptime	20.000 ms	AUTO
Reference Level	-10.000 dBm	-10.000 dBm
Attenuation	15.000 dB	AUTO
Detector	MaxPeak	MaxPeak
SweepCount	200	200
Filter	3 dB	3 dB
Trace Mode	Max Hold	Max Hold
SweepType	Sweep	AUTO
Preamp	off	off
Stablemode	Trace	Trace
Stablevalue	0.30 dB	0.30 dB
Run	24 / max. 150	max. 150
Stable	5 / 5	5
Max Stable Difference	0.11 dB	0.30 dB

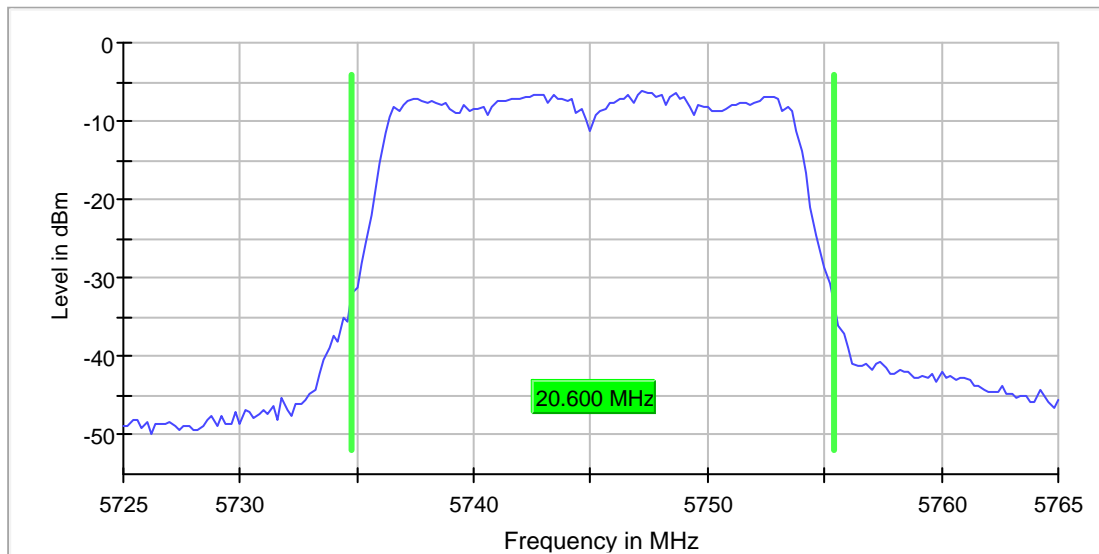
ac-mode| 20MHz| ch149| VHT\_SS1\_MCS0

## Emission Bandwidth 26 dB (5745 MHz; 10 (10 dBm); 20 MHz)

Test according to FCC title 47 part 15 §15.407(a),(e), KDB 789033 D02 General U-NII Test Procedures New Rules v01r03 and ANSI C63.10

### 26 dB Bandwidth

DUT Frequency (MHz)	Bandwidth (MHz)	Limit Min (MHz)	Limit Max (MHz)	Band Edge Left (MHz)	Band Edge Right (MHz)	Max Level (dBm)	Result
5745.000000	20.600000	---	---	5734.800000	5755.400000	-6.0	PASS



### Measurement

Setting	Instrument Value	Target Value
Start Frequency	5.72500 GHz	5.72500 GHz
Stop Frequency	5.76500 GHz	5.76500 GHz
Span	40.000 MHz	40.000 MHz
RBW	200.000 kHz	~ 200.000 kHz
VBW	1.000 MHz	>= 600.000 kHz
SweepPoints	201	~ 200
Sweeptime	20.000 ms	AUTO
Reference Level	-10.000 dBm	-10.000 dBm
Attenuation	15.000 dB	AUTO
Detector	MaxPeak	MaxPeak
SweepCount	200	200
Filter	3 dB	3 dB
Trace Mode	Max Hold	Max Hold
SweepType	Sweep	AUTO
Preamp	off	off
Stablemode	Trace	Trace
Stablevalue	0.30 dB	0.30 dB
Run	17 / max. 150	max. 150
Stable	5 / 5	5
Max Stable Difference	0.11 dB	0.30 dB

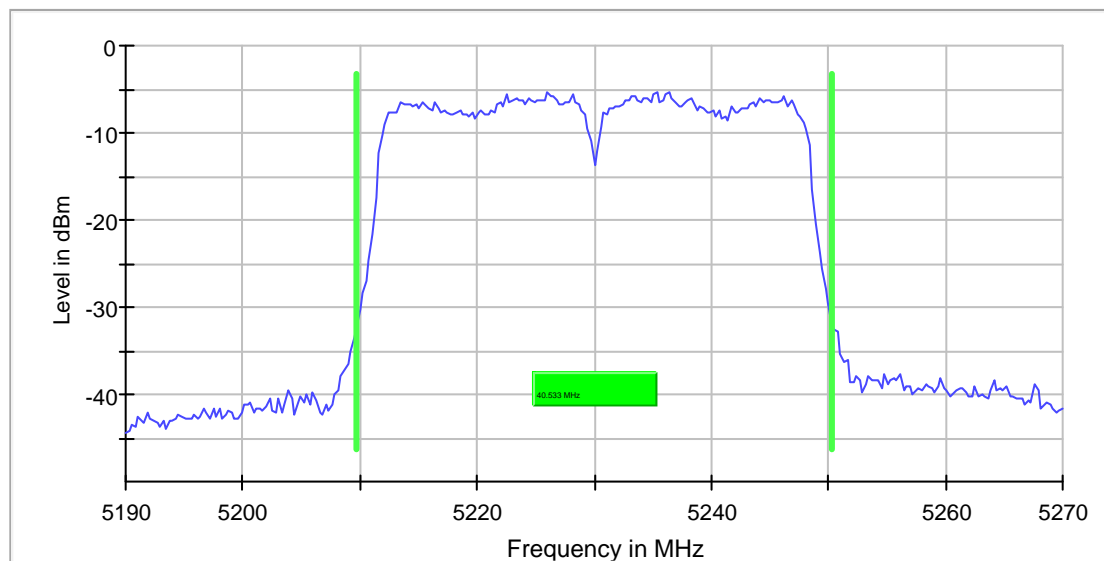
n-mode| 40MHz| ch046| MCS1

## Emission Bandwidth 26 dB (5230 MHz; 10,000 dBm; 40 MHz)

Test according to FCC title 47 part 15 §15.407(a),(e), KDB 789033 D02 General U-NII Test Procedures New Rules v01r03 and ANSI C63.10

### 26 dB Bandwidth

DUT Frequency (MHz)	Bandwidth (MHz)	Limit Min (MHz)	Limit Max (MHz)	Band Edge Left (MHz)	Band Edge Right (MHz)	Max Level (dBm)	Result
5230.000000	40.533334	---	---	5209.733333	5250.266667	-5.2	PASS



### Measurement

Setting	Instrument Value	Target Value
Start Frequency	5.19000 GHz	5.19000 GHz
Stop Frequency	5.27000 GHz	5.27000 GHz
Span	80.000 MHz	80.000 MHz
RBW	300.000 kHz	~ 400.000 kHz
VBW	1.000 MHz	>= 900.000 kHz
SweepPoints	301	~ 267
SweepTime	20.000 ms	AUTO
Reference Level	-10.000 dBm	-10.000 dBm
Attenuation	15.000 dB	AUTO
Detector	MaxPeak	MaxPeak
SweepCount	200	200
Filter	3 dB	3 dB
Trace Mode	Max Hold	Max Hold
SweepType	Sweep	AUTO
Preamp	off	off
Stablemode	Trace	Trace
Stablevalue	0.30 dB	0.30 dB
Run	55 / max. 150	max. 150
Stable	5 / 5	5
Max Stable Difference	0.00 dB	0.30 dB

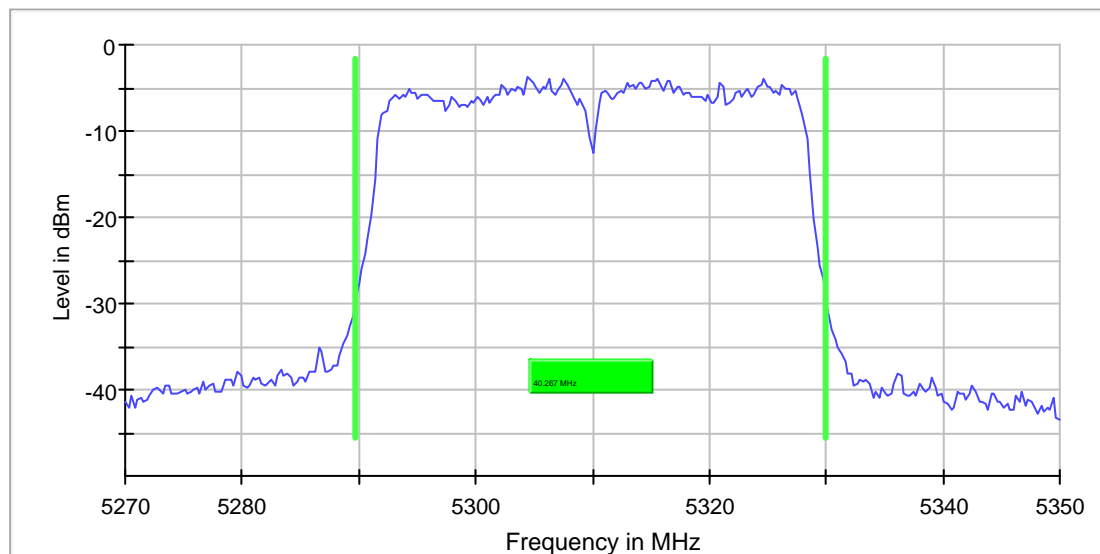
n-mode| 40MHz| ch062| MCS3

## Emission Bandwidth 26 dB (5310 MHz; 10,000 dBm; 40 MHz)

Test according to FCC title 47 part 15 §15.407(a),(e), KDB 789033 D02 General U-NII Test Procedures New Rules v01r03 and ANSI C63.10

### 26 dB Bandwidth

DUT Frequency (MHz)	Bandwidth (MHz)	Limit Min (MHz)	Limit Max (MHz)	Band Edge Left (MHz)	Band Edge Right (MHz)	Max Level (dBm)	Result
5310.000000	40.266667	---	---	5289.733333	5330.000000	-3.7	PASS



### Measurement

Setting	Instrument Value	Target Value
Start Frequency	5.27000 GHz	5.27000 GHz
Stop Frequency	5.35000 GHz	5.35000 GHz
Span	80.000 MHz	80.000 MHz
RBW	300.000 kHz	~ 400.000 kHz
VBW	1.000 MHz	>= 900.000 kHz
SweepPoints	301	~ 267
Sweeptime	20.000 ms	AUTO
Reference Level	-10.000 dBm	-10.000 dBm
Attenuation	15.000 dB	AUTO
Detector	MaxPeak	MaxPeak
SweepCount	200	200
Filter	3 dB	3 dB
Trace Mode	Max Hold	Max Hold
SweepType	Sweep	AUTO
Preamp	off	off
Stablemode	Trace	Trace
Stablevalue	0.30 dB	0.30 dB
Run	58 / max. 150	max. 150
Stable	5 / 5	5
Max Stable Difference	0.13 dB	0.30 dB



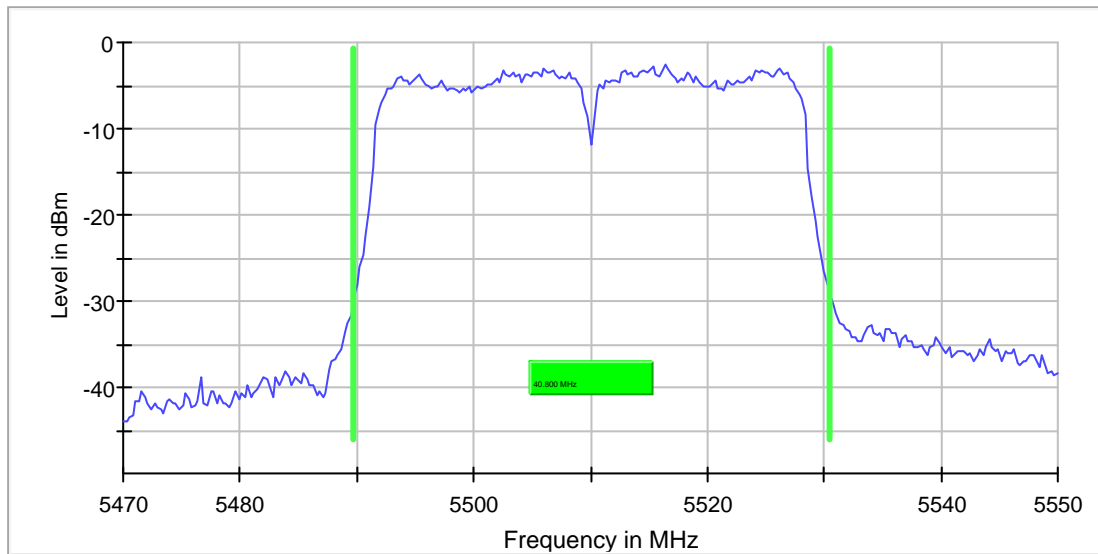
n-mode| 40MHz| ch102| MCS1

## Emission Bandwidth 26 dB (5510 MHz; 10,000 dBm; 40 MHz)

Test according to FCC title 47 part 15 §15.407(a),(e), KDB 789033 D02 General U-NII Test Procedures New Rules v01r03 and ANSI C63.10

### 26 dB Bandwidth

DUT Frequency (MHz)	Bandwidth (MHz)	Limit Min (MHz)	Limit Max (MHz)	Band Edge Left (MHz)	Band Edge Right (MHz)	Max Level (dBm)	Result
5510.000000	40.800000	---	---	5489.733333	5530.533333	-2.6	PASS



### Measurement

Setting	Instrument Value	Target Value
Start Frequency	5.47000 GHz	5.47000 GHz
Stop Frequency	5.55000 GHz	5.55000 GHz
Span	80.000 MHz	80.000 MHz
RBW	300.000 kHz	~ 400.000 kHz
VBW	1.000 MHz	>= 900.000 kHz
SweepPoints	301	~ 267
SweepTime	20.000 ms	AUTO
Reference Level	-10.000 dBm	-10.000 dBm
Attenuation	15.000 dB	AUTO
Detector	MaxPeak	MaxPeak
SweepCount	200	200
Filter	3 dB	3 dB
Trace Mode	Max Hold	Max Hold
SweepType	Sweep	AUTO
Preamp	off	off
Stablemode	Trace	Trace
Stablevalue	0.30 dB	0.30 dB
Run	47 / max. 150	max. 150
Stable	5 / 5	5
Max Stable Difference	0.09 dB	0.30 dB

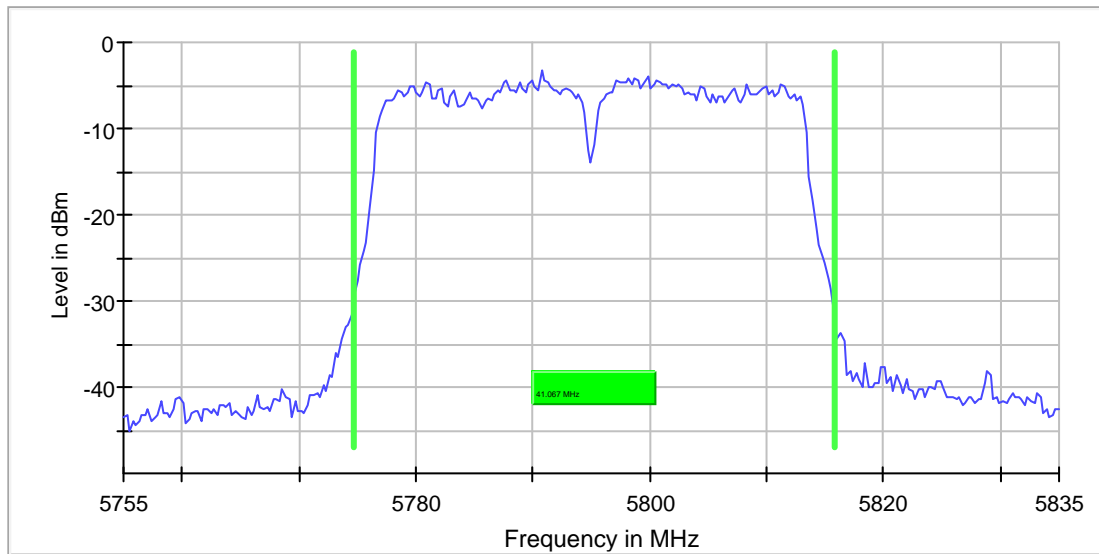
n-mode| 40MHz| ch159| MCS5

## Emission Bandwidth 26 dB (5795 MHz; 10,000 dBm; 40 MHz)

Test according to FCC title 47 part 15 §15.407(a),(e), KDB 789033 D02 General U-NII Test Procedures New Rules v01r03 and ANSI C63.10

### 26 dB Bandwidth

DUT Frequency (MHz)	Bandwidth (MHz)	Limit Min (MHz)	Limit Max (MHz)	Band Edge Left (MHz)	Band Edge Right (MHz)	Max Level (dBm)	Result
5795.000000	41.066667	---	---	5774.733333	5815.800000	-3.3	PASS



### Measurement

Setting	Instrument Value	Target Value
Start Frequency	5.75500 GHz	5.75500 GHz
Stop Frequency	5.83500 GHz	5.83500 GHz
Span	80.000 MHz	80.000 MHz
RBW	300.000 kHz	~ 400.000 kHz
VBW	1.000 MHz	>= 900.000 kHz
SweepPoints	301	~ 267
Sweeptime	20.000 ms	AUTO
Reference Level	-10.000 dBm	-10.000 dBm
Attenuation	15.000 dB	AUTO
Detector	MaxPeak	MaxPeak
SweepCount	200	200
Filter	3 dB	3 dB
Trace Mode	Max Hold	Max Hold
SweepType	Sweep	AUTO
Preamp	off	off
Stablemode	Trace	Trace
Stablevalue	0.30 dB	0.30 dB
Run	51 / max. 150	max. 150
Stable	5 / 5	5
Max Stable Difference	0.10 dB	0.30 dB

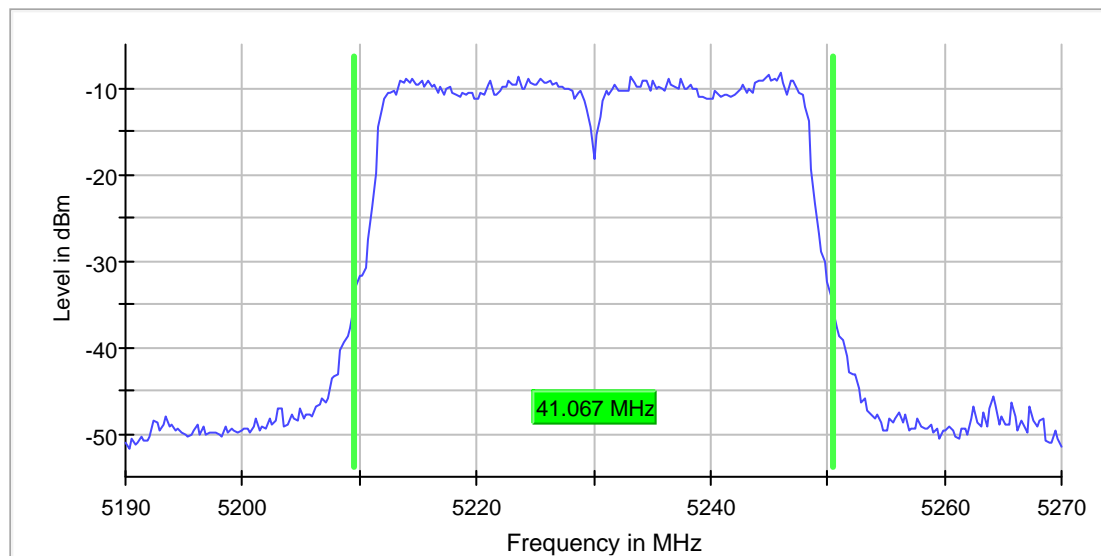
ac-mode| 40MHz| ch046| VHT\_SS1\_MCS6

## Emission Bandwidth 26 dB (5230 MHz; 10,000 dBm; 40 MHz)

Test according to FCC title 47 part 15 §15.407(a),(e), KDB 789033 D02 General U-NII Test Procedures New Rules v01r03 and ANSI C63.10

### 26 dB Bandwidth

DUT Frequency (MHz)	Bandwidth (MHz)	Limit Min (MHz)	Limit Max (MHz)	Band Edge Left (MHz)	Band Edge Right (MHz)	Max Level (dBm)	Result
5230.000000	41.066666	---	---	5209.466667	5250.533333	-8.3	PASS



### Measurement

Setting	Instrument Value	Target Value
Start Frequency	5.19000 GHz	5.19000 GHz
Stop Frequency	5.27000 GHz	5.27000 GHz
Span	80.000 MHz	80.000 MHz
RBW	300.000 kHz	~ 400.000 kHz
VBW	1.000 MHz	>= 900.000 kHz
SweepPoints	301	~ 267
Sweeptime	20.000 ms	AUTO
Reference Level	-10.000 dBm	-10.000 dBm
Attenuation	15.000 dB	AUTO
Detector	MaxPeak	MaxPeak
SweepCount	200	200
Filter	3 dB	3 dB
Trace Mode	Max Hold	Max Hold
SweepType	Sweep	AUTO
Preamp	off	off
Stablemode	Trace	Trace
Stablevalue	0.30 dB	0.30 dB
Run	112 / max. 150	max. 150
Stable	5 / 5	5
Max Stable Difference	0.00 dB	0.30 dB

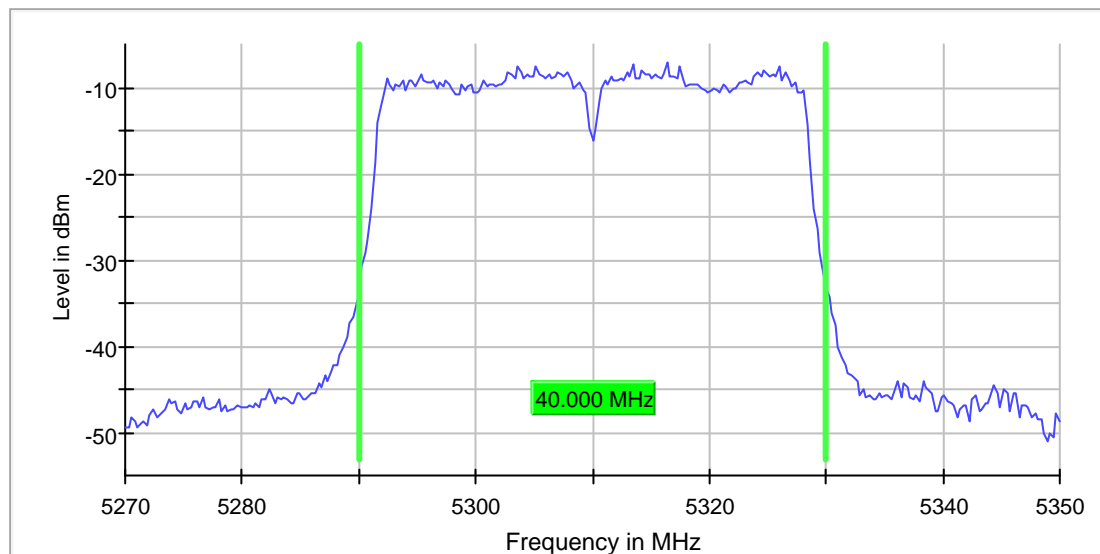
ac-mode| 40MHz| ch062| VHT\_SS1\_MCS6

## Emission Bandwidth 26 dB (5310 MHz; 10,000 dBm; 40 MHz)

Test according to FCC title 47 part 15 §15.407(a),(e), KDB 789033 D02 General U-NII Test Procedures New Rules v01r03 and ANSI C63.10

### 26 dB Bandwidth

DUT Frequency (MHz)	Bandwidth (MHz)	Limit Min (MHz)	Limit Max (MHz)	Band Edge Left (MHz)	Band Edge Right (MHz)	Max Level (dBm)	Result
5310.000000	40.000000	---	---	5290.000000	5330.000000	-7.0	PASS



### Measurement

Setting	Instrument Value	Target Value
Start Frequency	5.27000 GHz	5.27000 GHz
Stop Frequency	5.35000 GHz	5.35000 GHz
Span	80.000 MHz	80.000 MHz
RBW	300.000 kHz	~ 400.000 kHz
VBW	1.000 MHz	>= 900.000 kHz
SweepPoints	301	~ 267
Sweeptime	20.000 ms	AUTO
Reference Level	-10.000 dBm	-10.000 dBm
Attenuation	15.000 dB	AUTO
Detector	MaxPeak	MaxPeak
SweepCount	200	200
Filter	3 dB	3 dB
Trace Mode	Max Hold	Max Hold
SweepType	Sweep	AUTO
Preamp	off	off
Stablemode	Trace	Trace
Stablevalue	0.30 dB	0.30 dB
Run	76 / max. 150	max. 150
Stable	5 / 5	5
Max Stable Difference	0.11 dB	0.30 dB

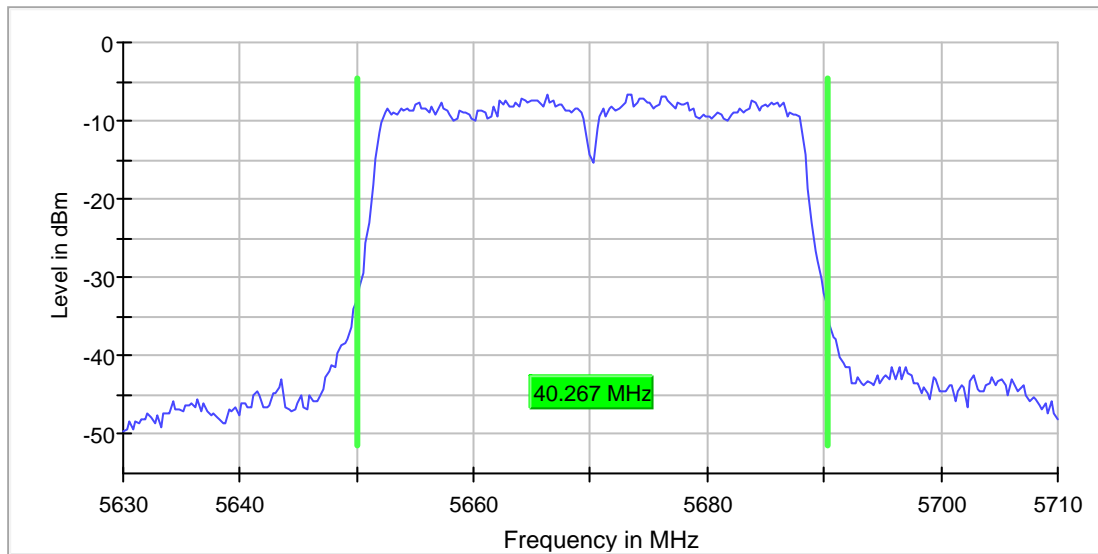
ac-mode| 40MHz| ch134| VHT\_SS1\_MCS6

## Emission Bandwidth 26 dB (5670 MHz; 10,000 dBm; 40 MHz)

Test according to FCC title 47 part 15 §15.407(a),(e), KDB 789033 D02 General U-NII Test Procedures New Rules v01r03 and ANSI C63.10

### 26 dB Bandwidth

DUT Frequency (MHz)	Bandwidth (MHz)	Limit Min (MHz)	Limit Max (MHz)	Band Edge Left (MHz)	Band Edge Right (MHz)	Max Level (dBm)	Result
5670.000000	40.266667	---	---	5650.000000	5690.266667	-6.6	PASS



### Measurement

Setting	Instrument Value	Target Value
Start Frequency	5.63000 GHz	5.63000 GHz
Stop Frequency	5.71000 GHz	5.71000 GHz
Span	80.000 MHz	80.000 MHz
RBW	300.000 kHz	~ 400.000 kHz
VBW	1.000 MHz	>= 900.000 kHz
SweepPoints	301	~ 267
SweepTime	20.000 ms	AUTO
Reference Level	-10.000 dBm	-10.000 dBm
Attenuation	15.000 dB	AUTO
Detector	MaxPeak	MaxPeak
SweepCount	200	200
Filter	3 dB	3 dB
Trace Mode	Max Hold	Max Hold
SweepType	Sweep	AUTO
Preamp	off	off
Stablemode	Trace	Trace
Stablevalue	0.30 dB	0.30 dB
Run	54 / max. 150	max. 150
Stable	5 / 5	5
Max Stable Difference	0.07 dB	0.30 dB

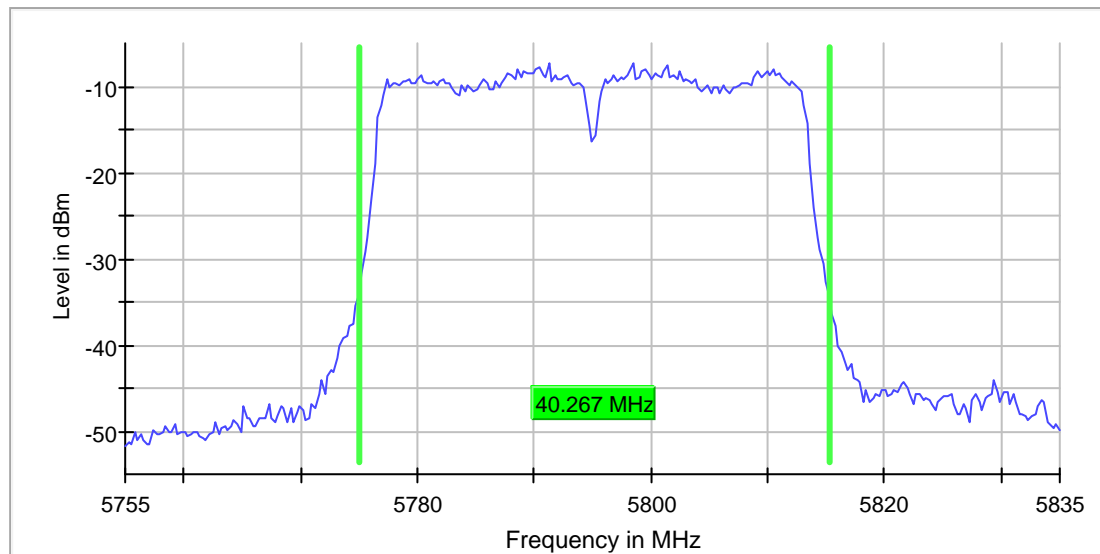
ac-mode| 40MHz| ch159| VHT\_SS1\_MCS6

## Emission Bandwidth 26 dB (5795 MHz; 10,000 dBm; 40 MHz)

Test according to FCC title 47 part 15 §15.407(a),(e), KDB 789033 D02 General U-NII Test Procedures New Rules v01r03 and ANSI C63.10

### 26 dB Bandwidth

DUT Frequency (MHz)	Bandwidth (MHz)	Limit Min (MHz)	Limit Max (MHz)	Band Edge Left (MHz)	Band Edge Right (MHz)	Max Level (dBm)	Result
5795.000000	40.266667	---	---	5775.000000	5815.266667	-7.4	PASS



### Measurement

Setting	Instrument Value	Target Value
Start Frequency	5.75500 GHz	5.75500 GHz
Stop Frequency	5.83500 GHz	5.83500 GHz
Span	80.000 MHz	80.000 MHz
RBW	300.000 kHz	~ 400.000 kHz
VBW	1.000 MHz	>= 900.000 kHz
SweepPoints	301	~ 267
SweepTime	20.000 ms	AUTO
Reference Level	-10.000 dBm	-10.000 dBm
Attenuation	15.000 dB	AUTO
Detector	MaxPeak	MaxPeak
SweepCount	200	200
Filter	3 dB	3 dB
Trace Mode	Max Hold	Max Hold
SweepType	Sweep	AUTO
Preamp	off	off
Stablemode	Trace	Trace
Stablevalue	0.30 dB	0.30 dB
Run	85 / max. 150	max. 150
Stable	5 / 5	5
Max Stable Difference	0.03 dB	0.30 dB

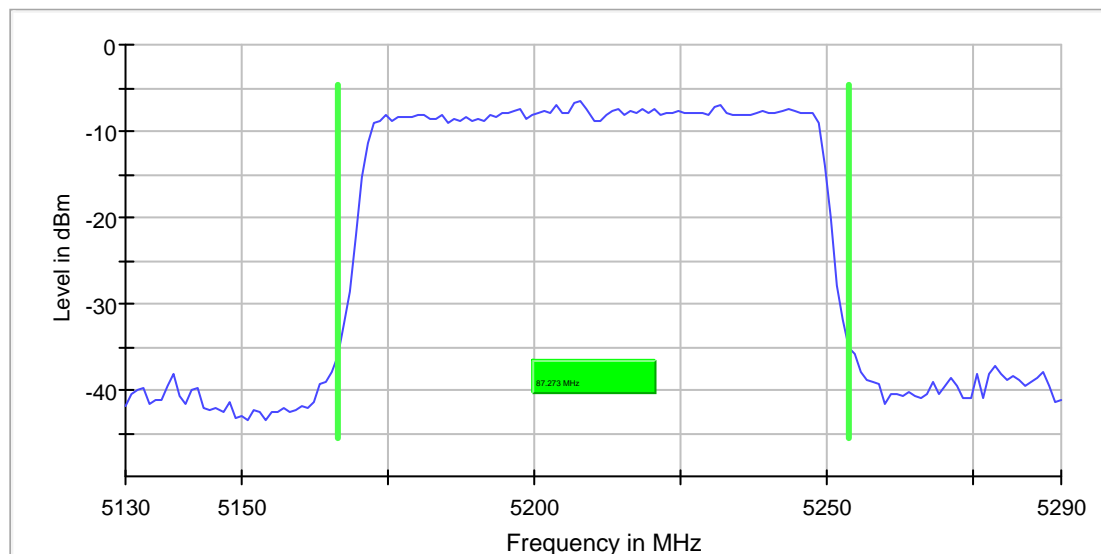
ac-mode| 80MHz| ch042| VHT\_SS1\_MCS0

## Emission Bandwidth 26 dB (5210 MHz; 9,000 dBm; 80 MHz)

Test according to FCC title 47 part 15 §15.407(a),(e), KDB 789033 D02 General U-NII Test Procedures New Rules v01r03 and ANSI C63.10

### 26 dB Bandwidth

DUT Frequency (MHz)	Bandwidth (MHz)	Limit Min (MHz)	Limit Max (MHz)	Band Edge Left (MHz)	Band Edge Right (MHz)	Max Level (dBm)	Result
5210.000000	87.272728	---	---	5166.363636	5253.636364	-6.6	PASS



### Measurement

Setting	Instrument Value	Target Value
Start Frequency	5.13000 GHz	5.13000 GHz
Stop Frequency	5.29000 GHz	5.29000 GHz
Span	160.000 MHz	160.000 MHz
RBW	1.000 MHz	~ 800.000 kHz
VBW	3.000 MHz	>= 3.000 MHz
SweepPoints	155	~ 160
Sweeptime	20.000 ms	AUTO
Reference Level	-10.000 dBm	-10.000 dBm
Attenuation	15.000 dB	AUTO
Detector	MaxPeak	MaxPeak
SweepCount	200	200
Filter	3 dB	3 dB
Trace Mode	Max Hold	Max Hold
SweepType	Sweep	AUTO
Preamp	off	off
Stablemode	Trace	Trace
Stablevalue	0.30 dB	0.30 dB
Run	30 / max. 150	max. 150
Stable	5 / 5	5
Max Stable Difference	0.20 dB	0.30 dB

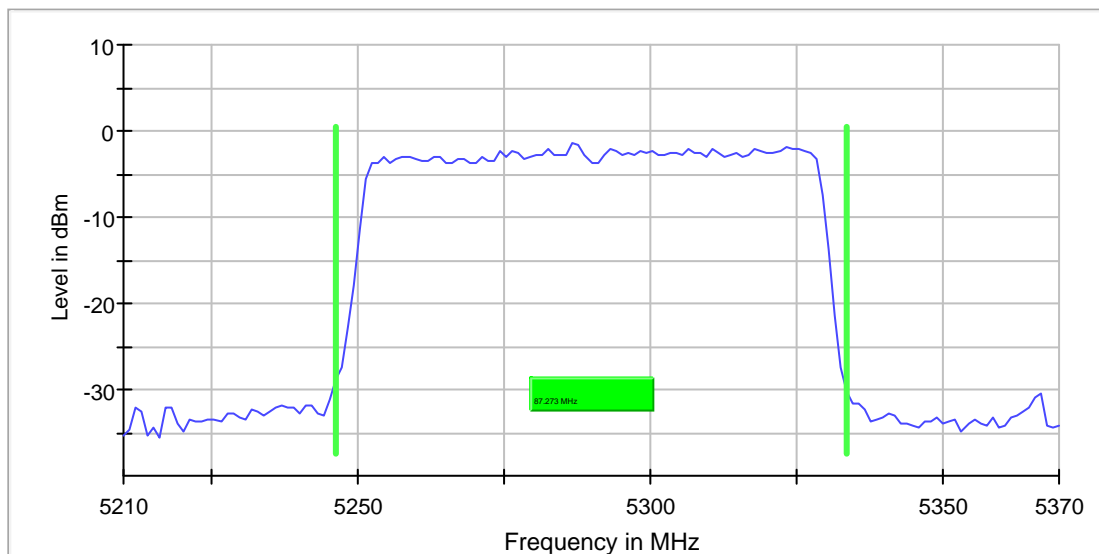
ac-mode| 80MHz| ch058| VHT\_SS1\_MCS0

## Emission Bandwidth 26 dB (5290 MHz; 9,000 dBm; 80 MHz)

Test according to FCC title 47 part 15 §15.407(a),(e), KDB 789033 D02 General U-NII Test Procedures New Rules v01r03 and ANSI C63.10

### 26 dB Bandwidth

DUT Frequency (MHz)	Bandwidth (MHz)	Limit Min (MHz)	Limit Max (MHz)	Band Edge Left (MHz)	Band Edge Right (MHz)	Max Level (dBm)	Result
5290.000000	87.272728	---	---	5246.363636	5333.636364	-1.5	PASS



### Measurement

Setting	Instrument Value	Target Value
Start Frequency	5.21000 GHz	5.21000 GHz
Stop Frequency	5.37000 GHz	5.37000 GHz
Span	160.000 MHz	160.000 MHz
RBW	1.000 MHz	~ 800.000 kHz
VBW	3.000 MHz	>= 3.000 MHz
SweepPoints	155	~ 160
Sweeptime	20.000 ms	AUTO
Reference Level	-10.000 dBm	-10.000 dBm
Attenuation	15.000 dB	AUTO
Detector	MaxPeak	MaxPeak
SweepCount	200	200
Filter	3 dB	3 dB
Trace Mode	Max Hold	Max Hold
SweepType	Sweep	AUTO
Preamp	off	off
Stablemode	Trace	Trace
Stablevalue	0.30 dB	0.30 dB
Run	50 / max. 150	max. 150
Stable	5 / 5	5
Max Stable Difference	0.00 dB	0.30 dB



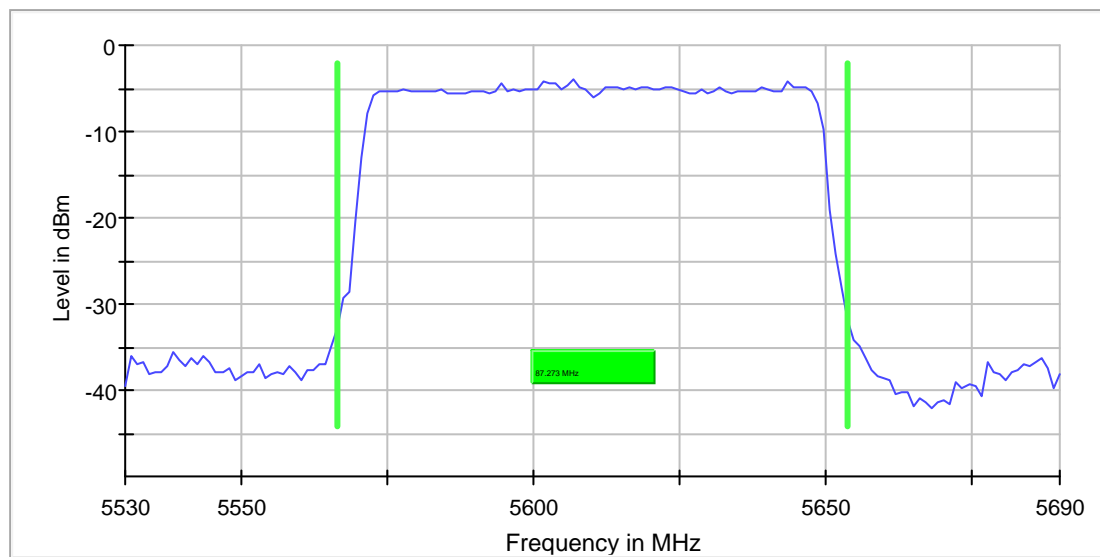
ac-mode| 80MHz| ch122| VHT\_SS1\_MCS0

## Emission Bandwidth 26 dB (5610 MHz; 9,000 dBm; 80 MHz)

Test according to FCC title 47 part 15 §15.407(a),(e), KDB 789033 D02 General U-NII Test Procedures New Rules v01r03 and ANSI C63.10

### 26 dB Bandwidth

DUT Frequency (MHz)	Bandwidth (MHz)	Limit Min (MHz)	Limit Max (MHz)	Band Edge Left (MHz)	Band Edge Right (MHz)	Max Level (dBm)	Result
5610.000000	87.272728	---	---	5566.363636	5653.636364	-4.0	PASS



### Measurement

Setting	Instrument Value	Target Value
Start Frequency	5.53000 GHz	5.53000 GHz
Stop Frequency	5.69000 GHz	5.69000 GHz
Span	160.000 MHz	160.000 MHz
RBW	1.000 MHz	~ 800.000 kHz
VBW	3.000 MHz	>= 3.000 MHz
SweepPoints	155	~ 160
SweepTime	20.000 ms	AUTO
Reference Level	-10.000 dBm	-10.000 dBm
Attenuation	15.000 dB	AUTO
Detector	MaxPeak	MaxPeak
SweepCount	200	200
Filter	3 dB	3 dB
Trace Mode	Max Hold	Max Hold
SweepType	Sweep	AUTO
Preamp	off	off
Stablemode	Trace	Trace
Stablevalue	0.30 dB	0.30 dB
Run	27 / max. 150	max. 150
Stable	5 / 5	5
Max Stable Difference	0.07 dB	0.30 dB

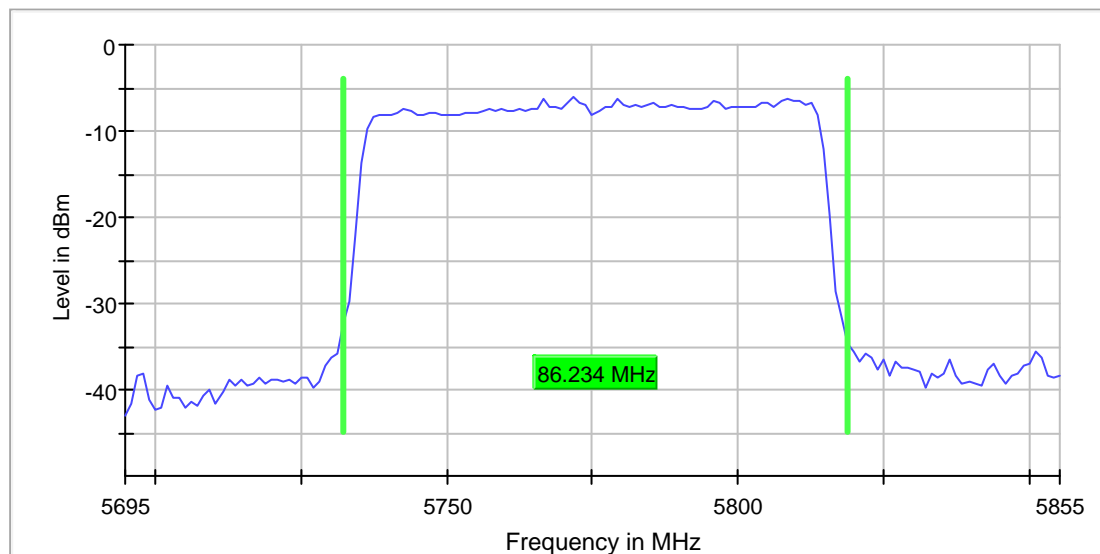
ac-mode| 80MHz| ch155| VHT\_SS1\_MCS0

## Emission Bandwidth 26 dB (5775 MHz; 9,000 dBm; 80 MHz)

Test according to FCC title 47 part 15 §15.407(a),(e), KDB 789033 D02 General U-NII Test Procedures New Rules v01r03 and ANSI C63.10

### 26 dB Bandwidth

DUT Frequency (MHz)	Bandwidth (MHz)	Limit Min (MHz)	Limit Max (MHz)	Band Edge Left (MHz)	Band Edge Right (MHz)	Max Level (dBm)	Result
5775.000000	86.233767	---	---	5732.402597	5818.636364	-6.0	PASS



### Measurement

Setting	Instrument Value	Target Value
Start Frequency	5.69500 GHz	5.69500 GHz
Stop Frequency	5.85500 GHz	5.85500 GHz
Span	160.000 MHz	160.000 MHz
RBW	1.000 MHz	~ 800.000 kHz
VBW	3.000 MHz	>= 3.000 MHz
SweepPoints	155	~ 160
Sweeptime	20.000 ms	AUTO
Reference Level	-10.000 dBm	-10.000 dBm
Attenuation	15.000 dB	AUTO
Detector	MaxPeak	MaxPeak
SweepCount	200	200
Filter	3 dB	3 dB
Trace Mode	Max Hold	Max Hold
SweepType	Sweep	AUTO
Preamp	off	off
Stablemode	Trace	Trace
Stablevalue	0.30 dB	0.30 dB
Run	13 / max. 150	max. 150
Stable	5 / 5	5
Max Stable Difference	0.00 dB	0.30 dB

### 1.3. Maximum output power

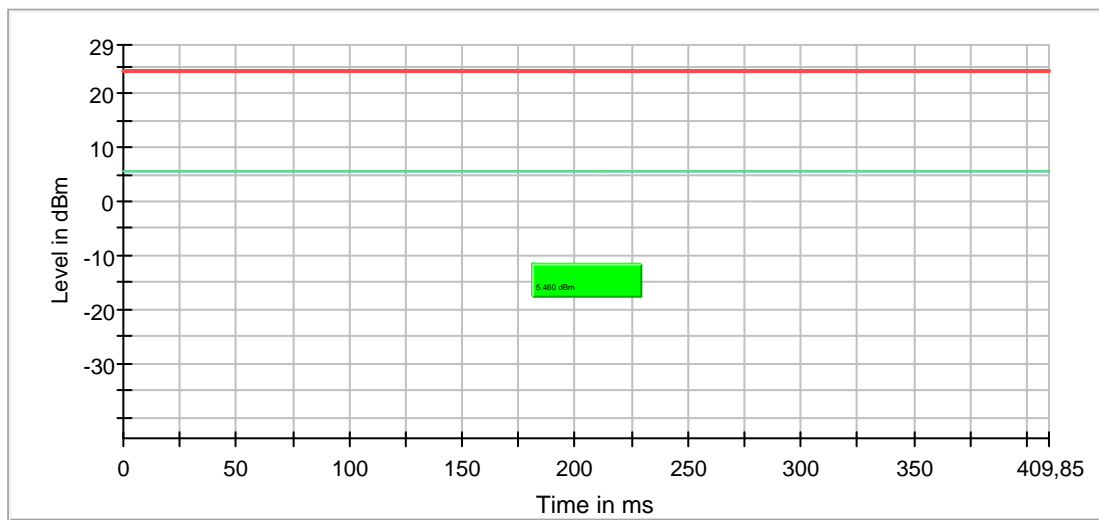
a-mode| 20MHz| ch048| 6Mbit

### RF output power (5240 MHz; 10 (10 dBm); 20 MHz)

Test according to FCC title 47 part 15 §15.407(a), KDB 789033 D02 General U-NII Test Procedures New Rules v01r03 and ANSI C63.10

### Result

DUT Frequency (MHz)	Gated RMS (dBm)	Limit Max (dBm)	Gated EIRP (dBm)	DutyCycle (%)	Result
5240.000000	5.5	24.0	5.5	41.248	PASS



— Gated Trace    — Overall EIRP    — Limit

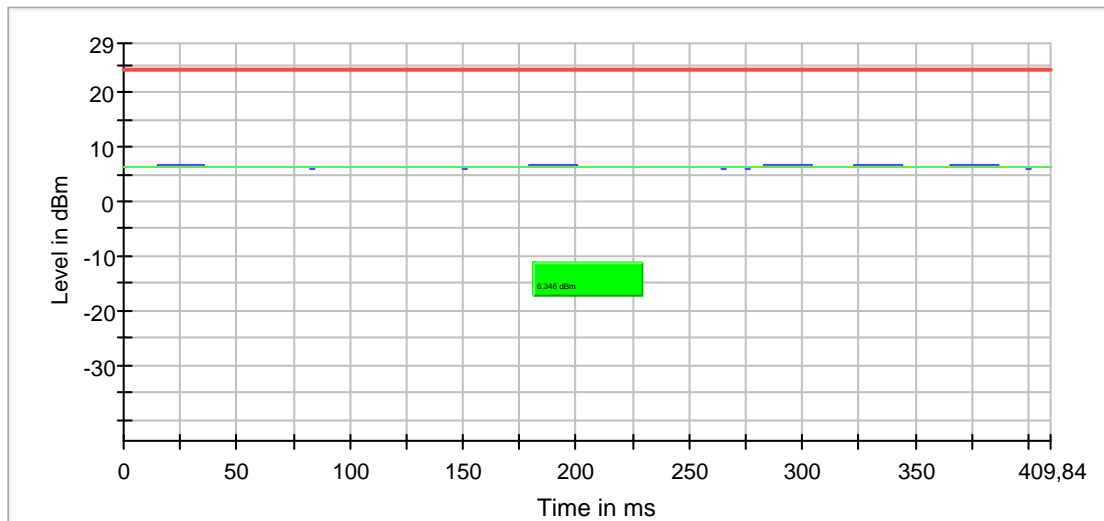
a-mode| 20MHz| ch064| 6Mbit

### RF output power (5320 MHz; 10 (10 dBm); 20 MHz)

Test according to FCC title 47 part 15 §15.407(a), KDB 789033 D02 General U-NII Test Procedures New Rules v01r03 and ANSI C63.10

### Result

DUT Frequency (MHz)	Gated RMS (dBm)	Limit Max (dBm)	Gated EIRP (dBm)	DutyCycle (%)	Result
5320.000000	6.3	24.0	6.3	41.289	PASS



— Gated Trace    — Overall EIRP    — Limit

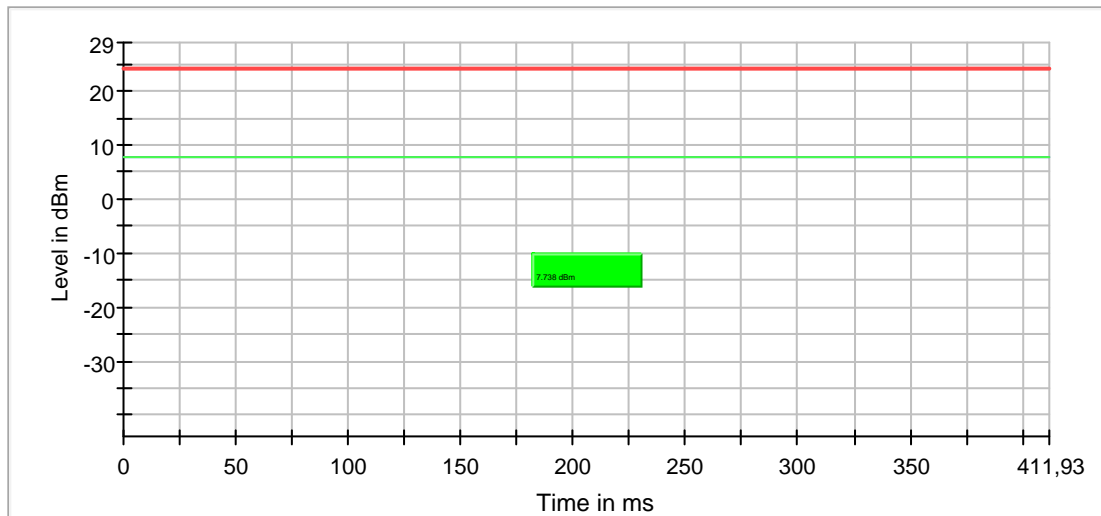
a-mode| 20MHz| ch140| 6Mbit

### RF output power (5700 MHz; 10 (10 dBm); 20 MHz)

Test according to FCC title 47 part 15 §15.407(a), KDB 789033 D02 General U-NII Test Procedures New Rules v01r03 and ANSI C63.10

### Result

DUT Frequency (MHz)	Gated RMS (dBm)	Limit Max (dBm)	Gated EIRP (dBm)	DutyCycle (%)	Result
5700.000000	7.7	24.0	7.7	41.275	PASS



— Gated Trace    — Overall EIRP    — Limit

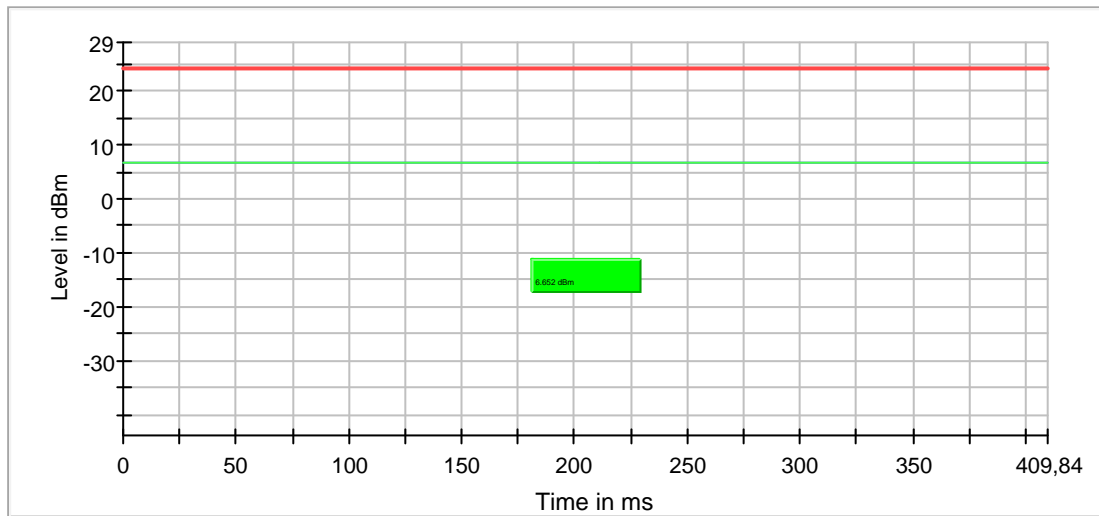
a-mode| 20MHz| ch165| 6Mbit

### RF output power (5825 MHz; 10 (10 dBm); 20 MHz)

Test according to FCC title 47 part 15 §15.407(a), KDB 789033 D02 General U-NII Test Procedures New Rules v01r03 and ANSI C63.10

### Result

DUT Frequency (MHz)	Gated RMS (dBm)	Limit Max (dBm)	Gated EIRP (dBm)	DutyCycle (%)	Result
5825.000000	6.7	24.0	6.7	41.288	PASS



— Gated Trace   
 — Overall EIRP   
 — Limit

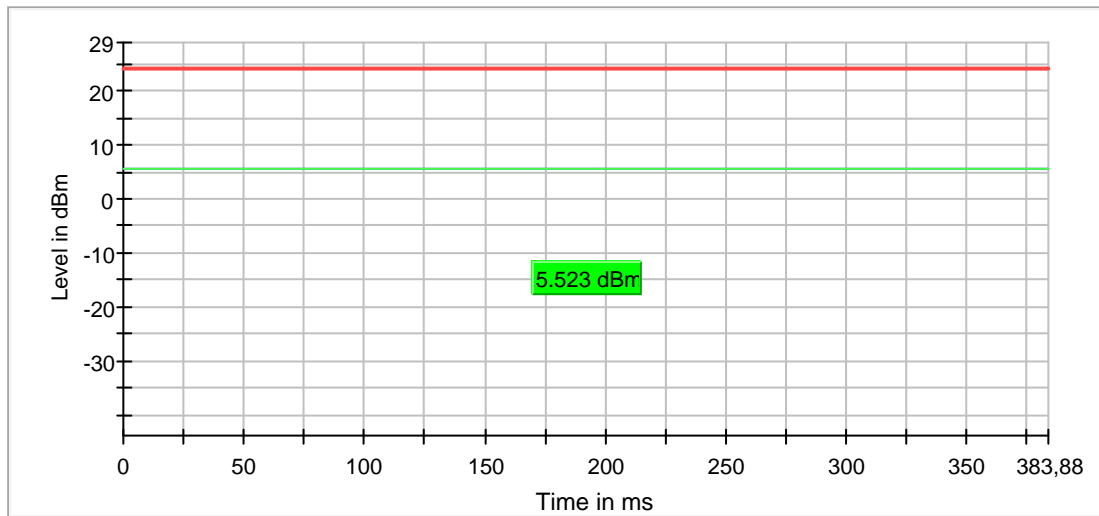
n-mode| 20MHz| ch048| MCS0

### RF output power (5240 MHz; 10 (10 dBm); 20 MHz)

Test according to FCC title 47 part 15 §15.407(a), KDB 789033 D02 General U-NII Test Procedures New Rules v01r03 and ANSI C63.10

### Result

DUT Frequency (MHz)	Gated RMS (dBm)	Limit Max (dBm)	Gated EIRP (dBm)	DutyCycle (%)	Result
5240.000000	5.5	24.0	5.5	38.469	PASS



— Gated Trace    — Overall EIRP    — Limit

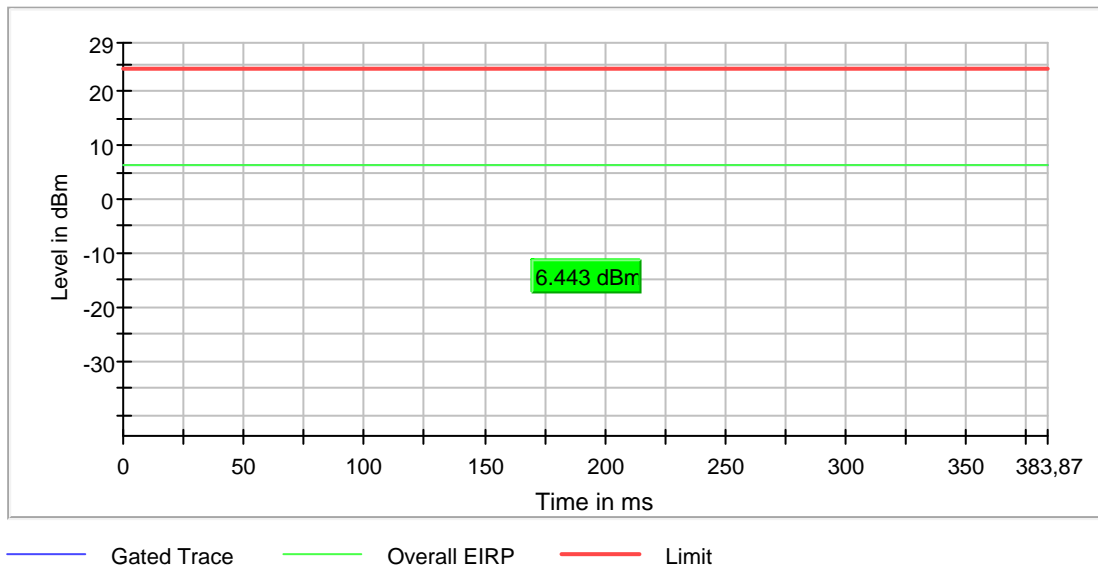
n-mode| 20MHz| ch064| MCS0

### RF output power (5320 MHz; 10 (10 dBm); 20 MHz)

Test according to FCC title 47 part 15 §15.407(a), KDB 789033 D02 General U-NII Test Procedures New Rules v01r03 and ANSI C63.10

### Result

DUT Frequency (MHz)	Gated RMS (dBm)	Limit Max (dBm)	Gated EIRP (dBm)	DutyCycle (%)	Result
5320.000000	6.4	24.0	6.4	38.454	PASS





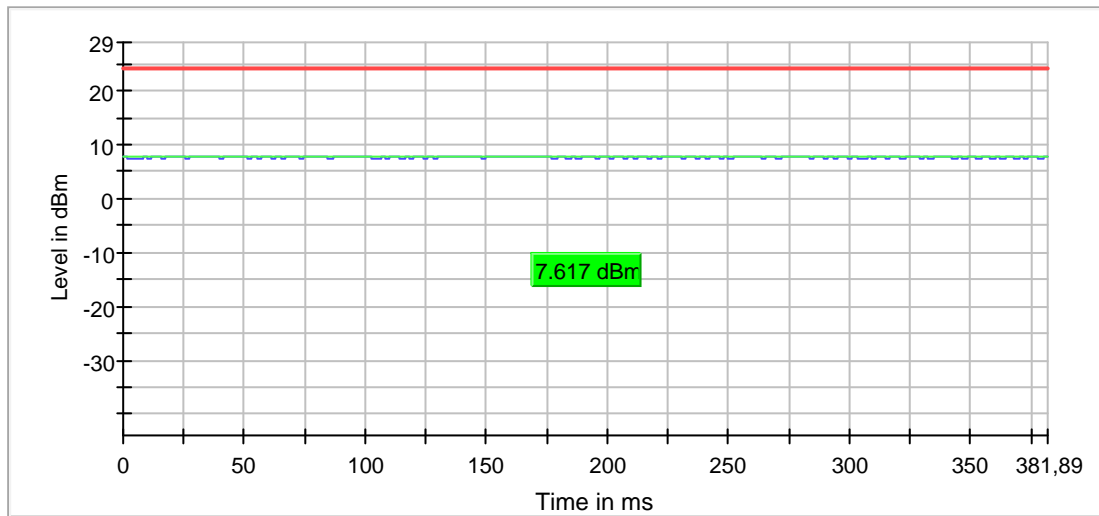
n-mode| 20MHz| ch140| MCS0

### RF output power (5700 MHz; 10 (10 dBm); 20 MHz)

Test according to FCC title 47 part 15 §15.407(a), KDB 789033 D02 General U-NII Test Procedures New Rules v01r03 and ANSI C63.10

### Result

DUT Frequency (MHz)	Gated RMS (dBm)	Limit Max (dBm)	Gated EIRP (dBm)	DutyCycle (%)	Result
5700.000000	7.6	24.0	7.6	38.470	PASS



— Gated Trace    — Overall EIRP    — Limit

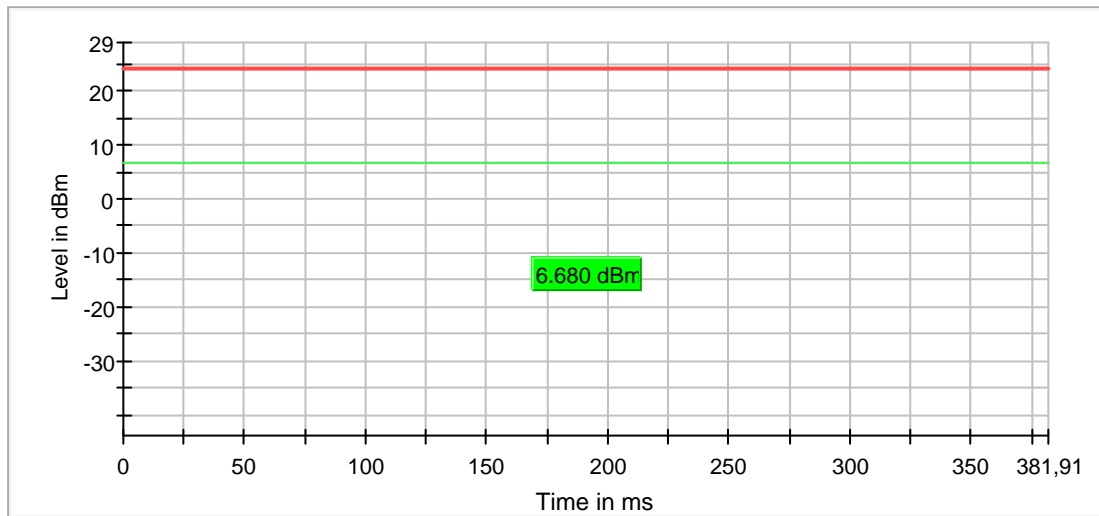
n-mode| 20MHz| ch165| MCS0

### RF output power (5825 MHz; 10 (10 dBm); 20 MHz)

Test according to FCC title 47 part 15 §15.407(a), KDB 789033 D02 General U-NII Test Procedures New Rules v01r03 and ANSI C63.10

### Result

DUT Frequency (MHz)	Gated RMS (dBm)	Limit Max (dBm)	Gated EIRP (dBm)	DutyCycle (%)	Result
5825.000000	6.7	24.0	6.7	38.426	PASS



— Gated Trace    — Overall EIRP    — Limit

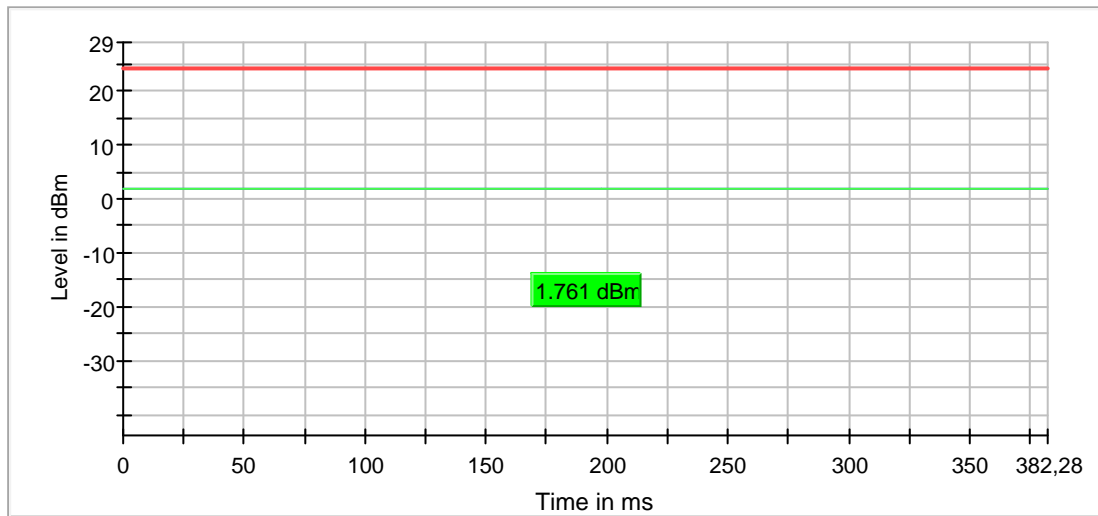
ac-mode| 20MHz| ch048| VHT\_SS1\_MCS0

### RF output power (5240 MHz; 10 (10 dBm); 20 MHz)

Test according to FCC title 47 part 15 §15.407(a), KDB 789033 D02 General U-NII Test Procedures New Rules v01r03 and ANSI C63.10

### Result

DUT Frequency (MHz)	Gated RMS (dBm)	Limit Max (dBm)	Gated EIRP (dBm)	DutyCycle (%)	Result
5240.000000	1.8	24.0	1.8	38.507	PASS



— Gated Trace    — Overall EIRP    — Limit

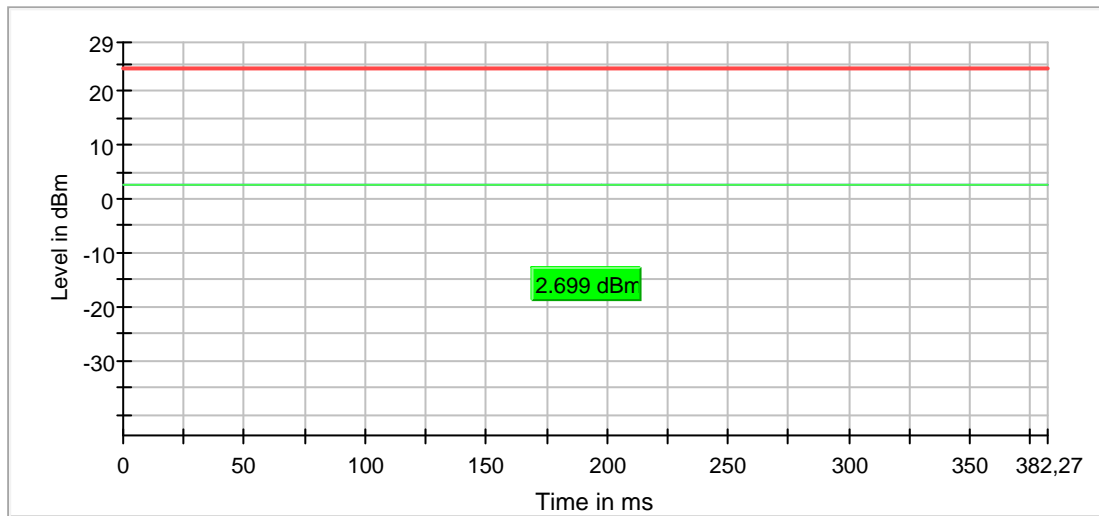
ac-mode| 20MHz| ch064| VHT\_SS1\_MCS0

### RF output power (5320 MHz; 10 (10 dBm); 20 MHz)

Test according to FCC title 47 part 15 §15.407(a), KDB 789033 D02 General U-NII Test Procedures New Rules v01r03 and ANSI C63.10

### Result

DUT Frequency (MHz)	Gated RMS (dBm)	Limit Max (dBm)	Gated EIRP (dBm)	DutyCycle (%)	Result
5320.000000	2.7	24.0	2.7	38.505	PASS



— Gated Trace    — Overall EIRP    — Limit

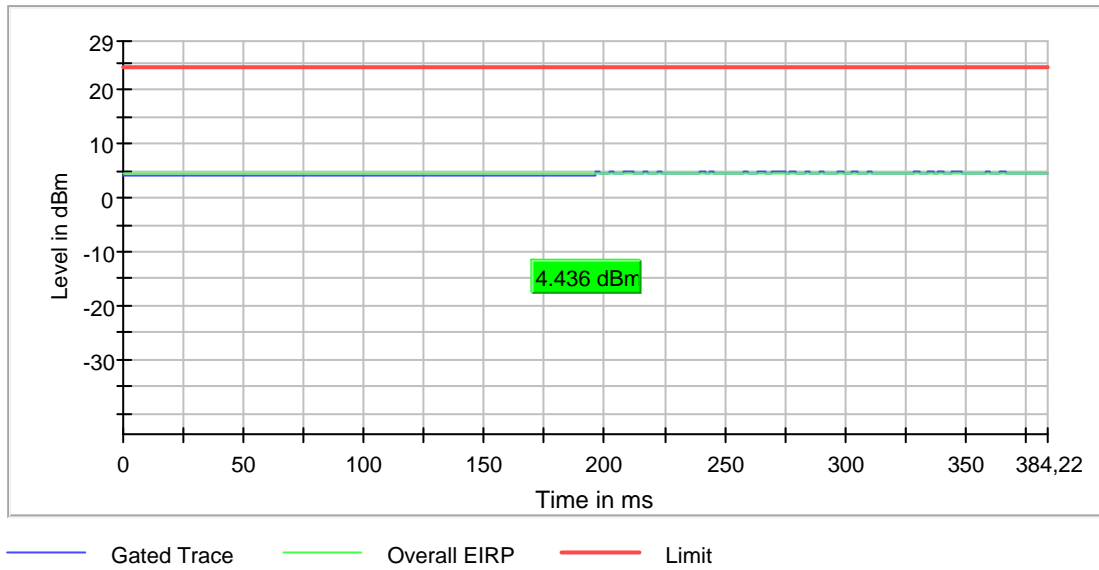
ac-mode| 20MHz| ch100| VHT\_SS1\_MCS0

## RF output power (5500 MHz; 10 (10 dBm); 20 MHz)

Test according to FCC title 47 part 15 §15.407(a), KDB 789033 D02 General U-NII Test Procedures New Rules v01r03 and ANSI C63.10

### Result

DUT Frequency (MHz)	Gated RMS (dBm)	Limit Max (dBm)	Gated EIRP (dBm)	DutyCycle (%)	Result
5500.000000	4.4	24.0	4.4	38.503	PASS



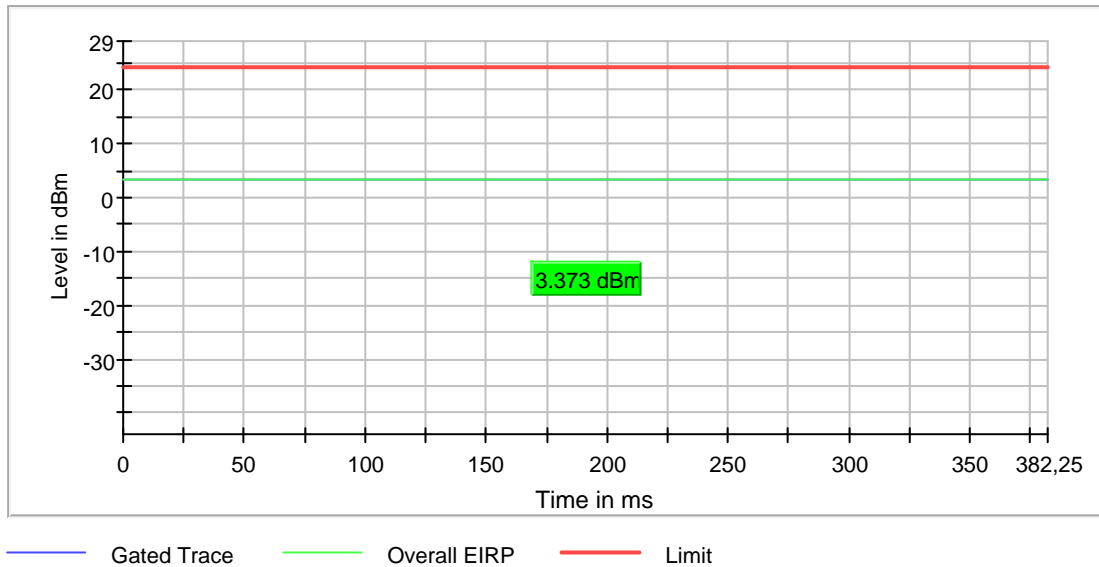
ac-mode| 20MHz| ch149| VHT\_SS1\_MCS0

## RF output power (5745 MHz; 10 (10 dBm); 20 MHz)

Test according to FCC title 47 part 15 §15.407(a), KDB 789033 D02 General U-NII Test Procedures New Rules v01r03 and ANSI C63.10

### Result

DUT Frequency (MHz)	Gated RMS (dBm)	Limit Max (dBm)	Gated EIRP (dBm)	DutyCycle (%)	Result
5745.000000	3.4	24.0	3.4	38.503	PASS



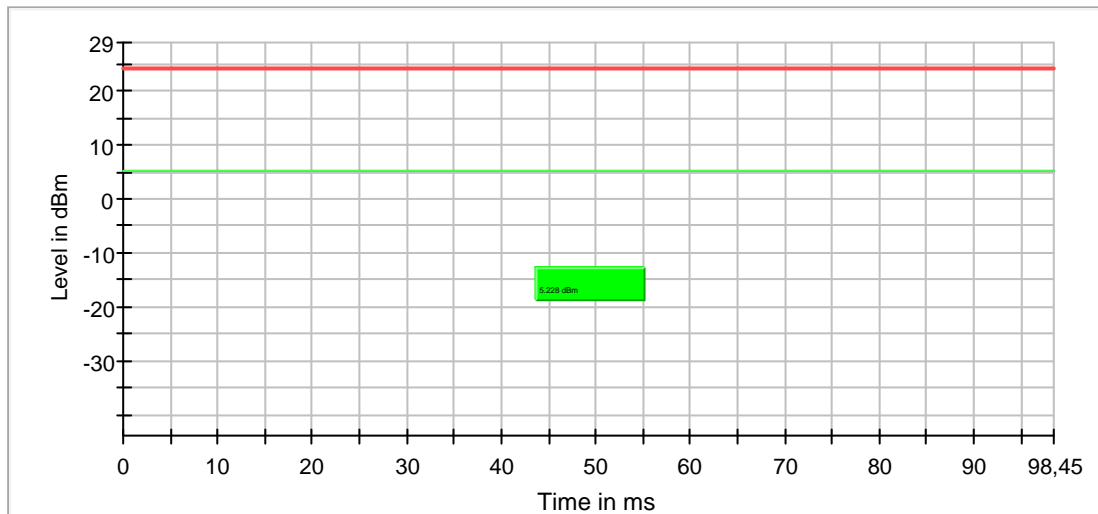
n-mode| 40MHz| ch046| MCS1

### RF output power (5230 MHz; 10,000 dBm; 40 MHz)

Test according to FCC title 47 part 15 §15.407(a), KDB 789033 D02 General U-NII Test Procedures New Rules v01r03 and ANSI C63.10

### Result

DUT Frequency (MHz)	Gated RMS (dBm)	Limit Max (dBm)	Gated EIRP (dBm)	DutyCycle (%)	Result
5230.000000	5.2	24.0	5.2	9.862	PASS



— Gated Trace    — Overall EIRP    — Limit

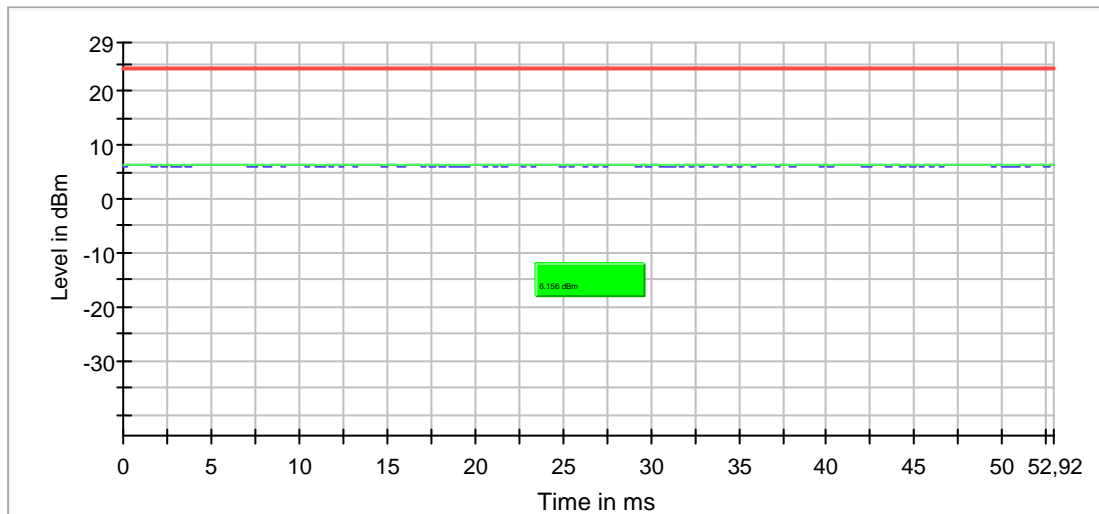
n-mode| 40MHz| ch062| MCS3

### RF output power (5310 MHz; 10,000 dBm; 40 MHz)

Test according to FCC title 47 part 15 §15.407(a), KDB 789033 D02 General U-NII Test Procedures New Rules v01r03 and ANSI C63.10

### Result

DUT Frequency (MHz)	Gated RMS (dBm)	Limit Max (dBm)	Gated EIRP (dBm)	DutyCycle (%)	Result
5310.000000	6.2	24.0	6.2	5.329	PASS



— Gated Trace    — Overall EIRP    — Limit



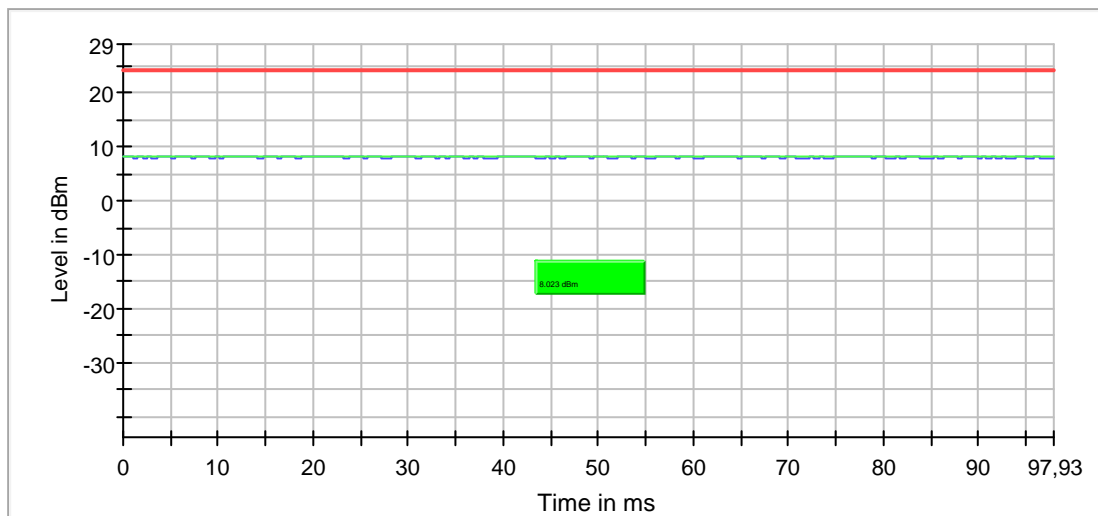
n-mode| 40MHz| ch102| MCS1

### RF output power (5510 MHz; 10,000 dBm; 40 MHz)

Test according to FCC title 47 part 15 §15.407(a), KDB 789033 D02 General U-NII Test Procedures New Rules v01r03 and ANSI C63.10

### Result

DUT Frequency (MHz)	Gated RMS (dBm)	Limit Max (dBm)	Gated EIRP (dBm)	DutyCycle (%)	Result
5510.000000	8.0	24.0	8.0	9.860	PASS



— Gated Trace    — Overall EIRP    — Limit

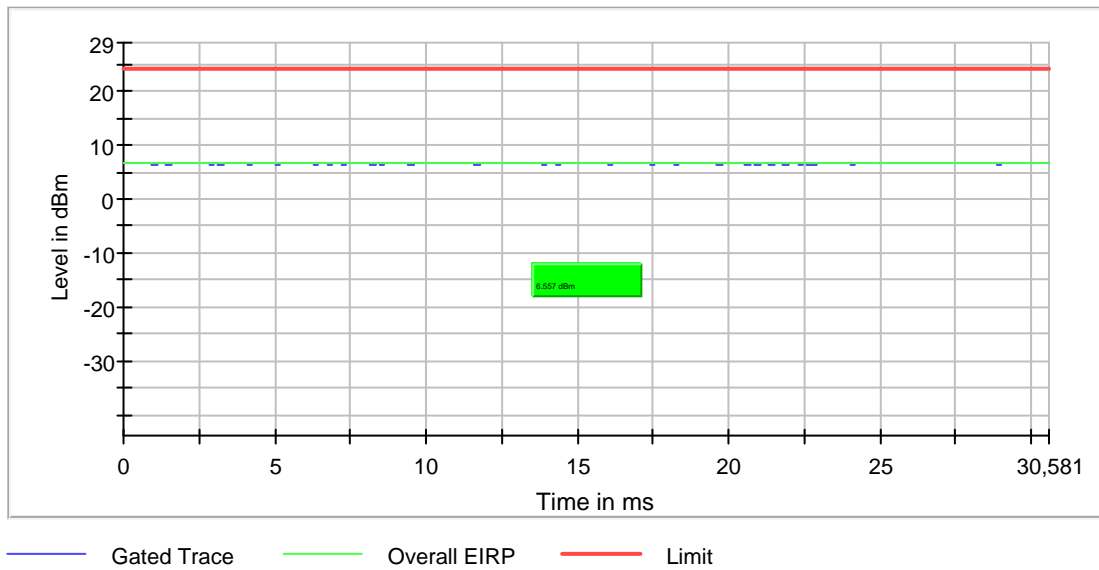
n-mode| 40MHz| ch159| MCS5

### RF output power (5795 MHz; 10,000 dBm; 40 MHz)

Test according to FCC title 47 part 15 §15.407(a), KDB 789033 D02 General U-NII Test Procedures New Rules v01r03 and ANSI C63.10

### Result

DUT Frequency (MHz)	Gated RMS (dBm)	Limit Max (dBm)	Gated EIRP (dBm)	DutyCycle (%)	Result
5795.000000	6.6	24.0	6.6	3.063	PASS



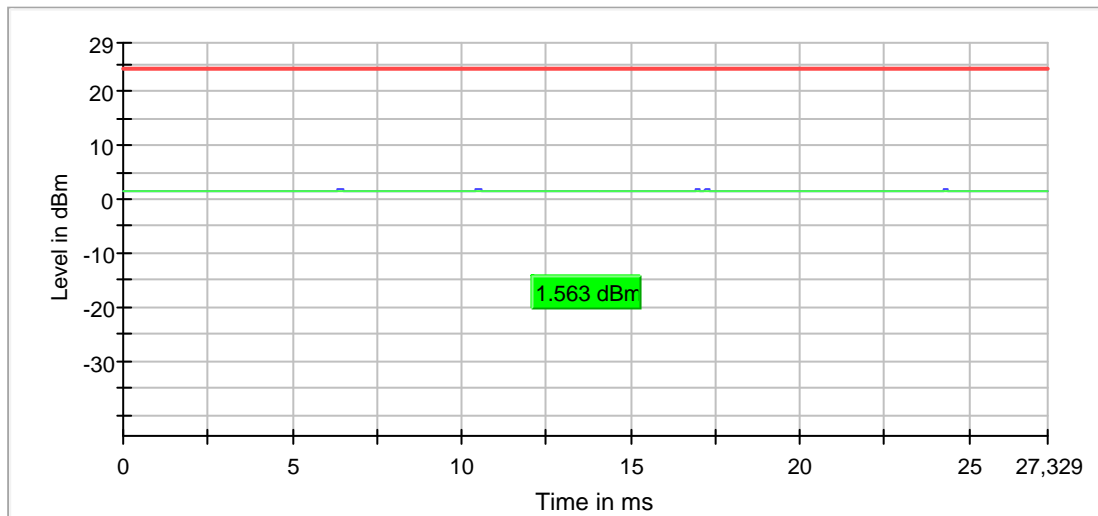
ac-mode| 40MHz| ch046| VHT\_SS1\_MCS6

### RF output power (5230 MHz; 10,000 dBm; 40 MHz)

Test according to FCC title 47 part 15 §15.407(a), KDB 789033 D02 General U-NII Test Procedures New Rules v01r03 and ANSI C63.10

### Result

DUT Frequency (MHz)	Gated RMS (dBm)	Limit Max (dBm)	Gated EIRP (dBm)	DutyCycle (%)	Result
5230.000000	1.6	24.0	1.6	2.751	PASS



— Gated Trace    — Overall EIRP    — Limit

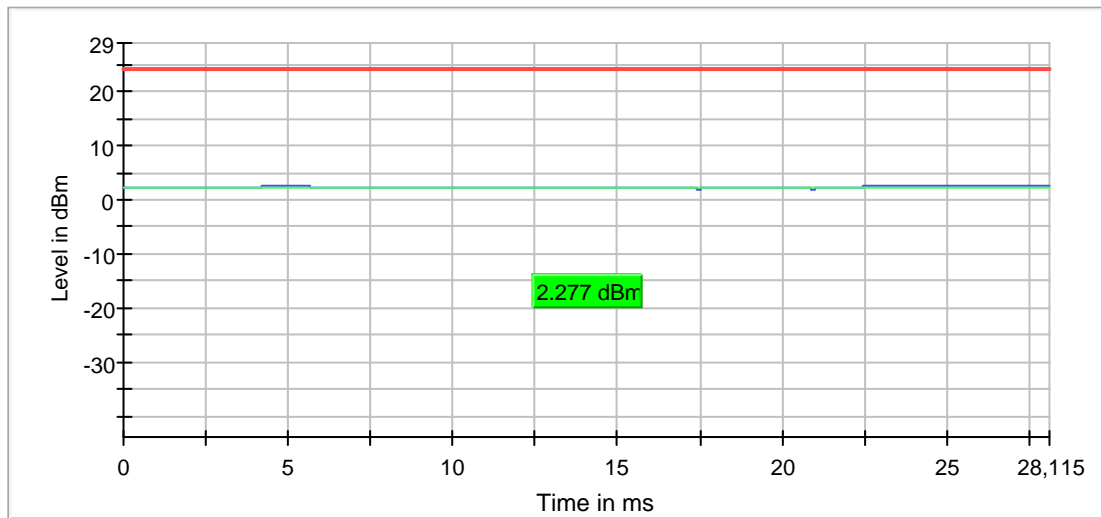
ac-mode| 40MHz| ch062| VHT\_SS1\_MCS6

### RF output power (5310 MHz; 10,000 dBm; 40 MHz)

Test according to FCC title 47 part 15 §15.407(a), KDB 789033 D02 General U-NII Test Procedures New Rules v01r03 and ANSI C63.10

### Result

DUT Frequency (MHz)	Gated RMS (dBm)	Limit Max (dBm)	Gated EIRP (dBm)	DutyCycle (%)	Result
5310.000000	2.3	24.0	2.3	2.817	PASS



— Gated Trace    — Overall EIRP    — Limit

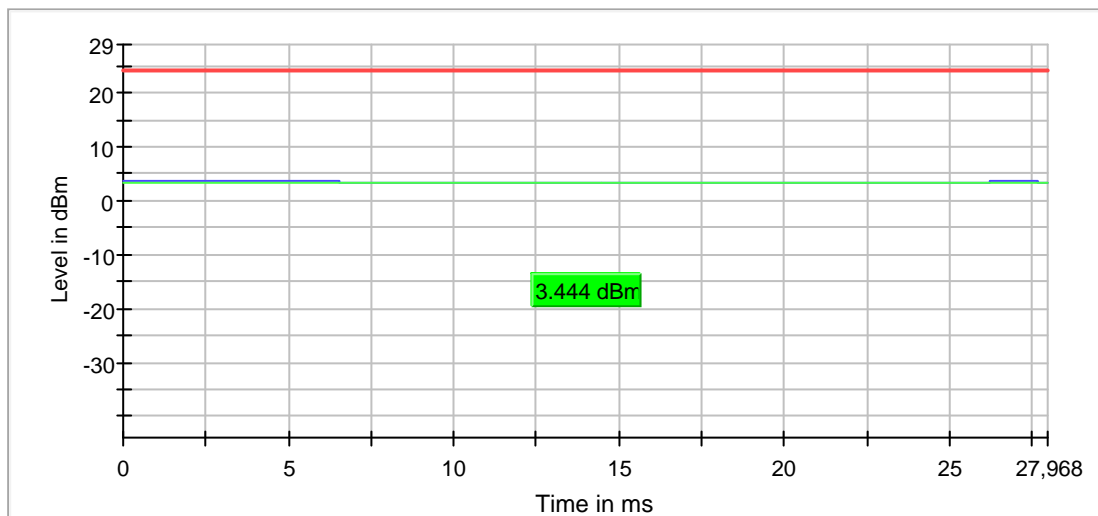
ac-mode| 40MHz| ch134| VHT\_SS1\_MCS6

### RF output power (5670 MHz; 10,000 dBm; 40 MHz)

Test according to FCC title 47 part 15 §15.407(a), KDB 789033 D02 General U-NII Test Procedures New Rules v01r03 and ANSI C63.10

### Result

DUT Frequency (MHz)	Gated RMS (dBm)	Limit Max (dBm)	Gated EIRP (dBm)	DutyCycle (%)	Result
5670.000000	3.4	24.0	3.4	2.815	PASS



— Gated Trace    — Overall EIRP    — Limit

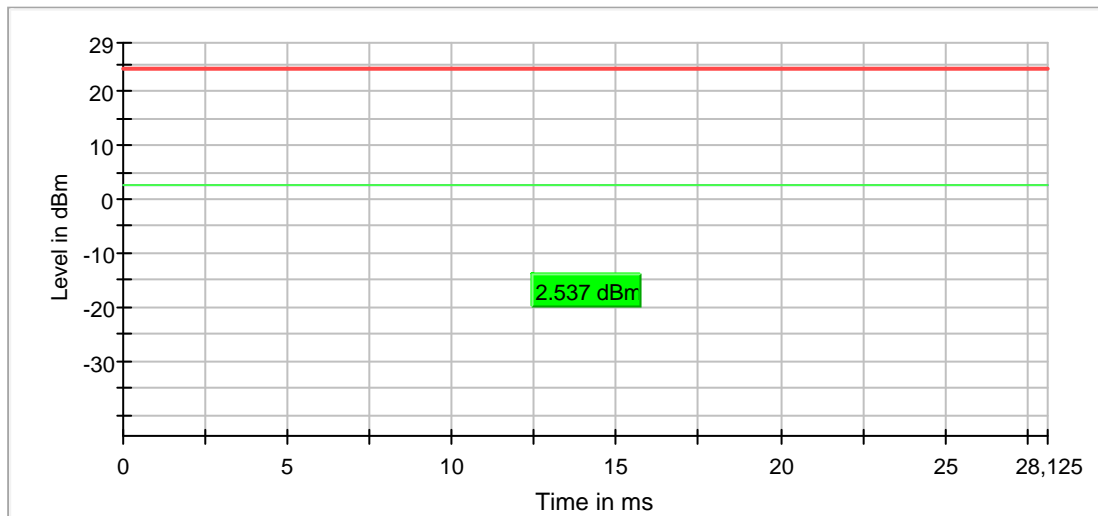
ac-mode| 40MHz| ch159| VHT\_SS1\_MCS6

### RF output power (5795 MHz; 10,000 dBm; 40 MHz)

Test according to FCC title 47 part 15 §15.407(a), KDB 789033 D02 General U-NII Test Procedures New Rules v01r03 and ANSI C63.10

### Result

DUT Frequency (MHz)	Gated RMS (dBm)	Limit Max (dBm)	Gated EIRP (dBm)	DutyCycle (%)	Result
5795.000000	2.5	24.0	2.5	2.817	PASS



— Gated Trace   
 — Overall EIRP   
 — Limit

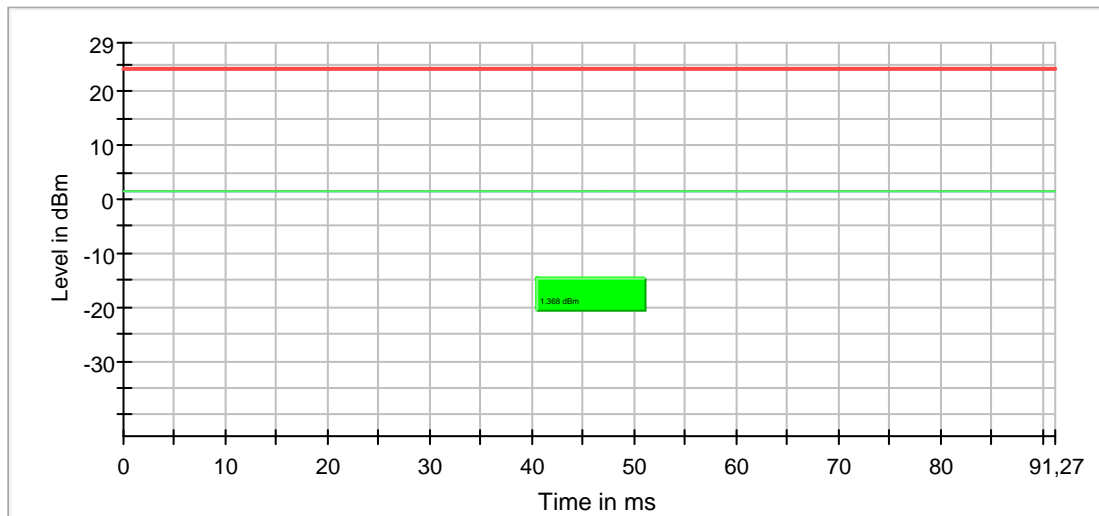
ac-mode| 80MHz| ch042| VHT\_SS1\_MCS0

### RF output power (5210 MHz; 9,000 dBm; 80 MHz)

Test according to FCC title 47 part 15 §15.407(a), KDB 789033 D02 General U-NII Test Procedures New Rules v01r03 and ANSI C63.10

### Result

DUT Frequency (MHz)	Gated RMS (dBm)	Limit Max (dBm)	Gated EIRP (dBm)	DutyCycle (%)	Result
5210.000000	1.4	24.0	1.4	9.187	PASS



— Gated Trace    
 — Overall EIRP    
 — Limit

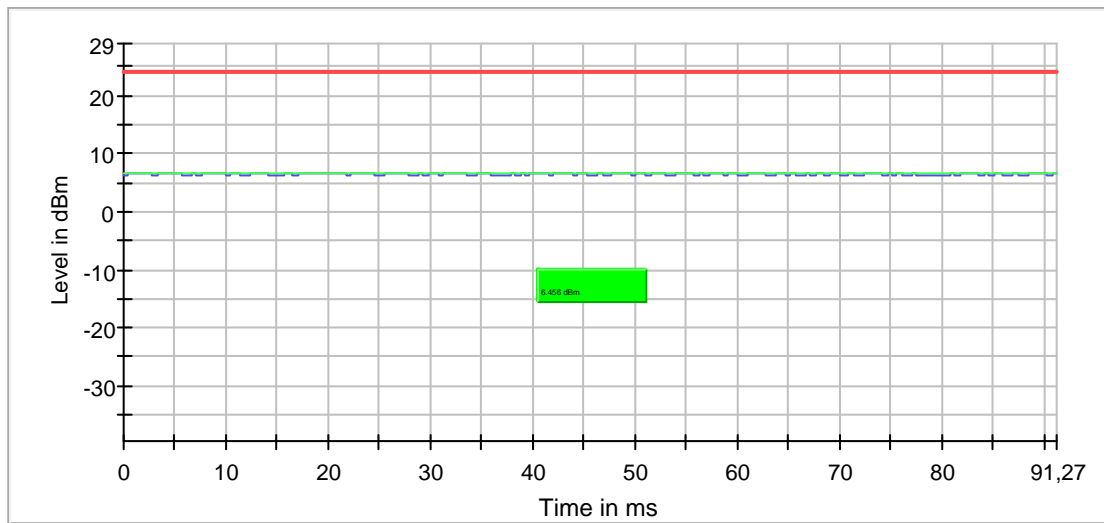
ac-mode| 80MHz| ch058| VHT\_SS1\_MCS0

### RF output power (5290 MHz; 9,000 dBm; 80 MHz)

Test according to FCC title 47 part 15 §15.407(a), KDB 789033 D02 General U-NII Test Procedures New Rules v01r03 and ANSI C63.10

### Result

DUT Frequency (MHz)	Gated RMS (dBm)	Limit Max (dBm)	Gated EIRP (dBm)	DutyCycle (%)	Result
5290.000000	6.5	24.0	6.5	9.187	PASS



— Gated Trace    — Overall EIRP    — Limit





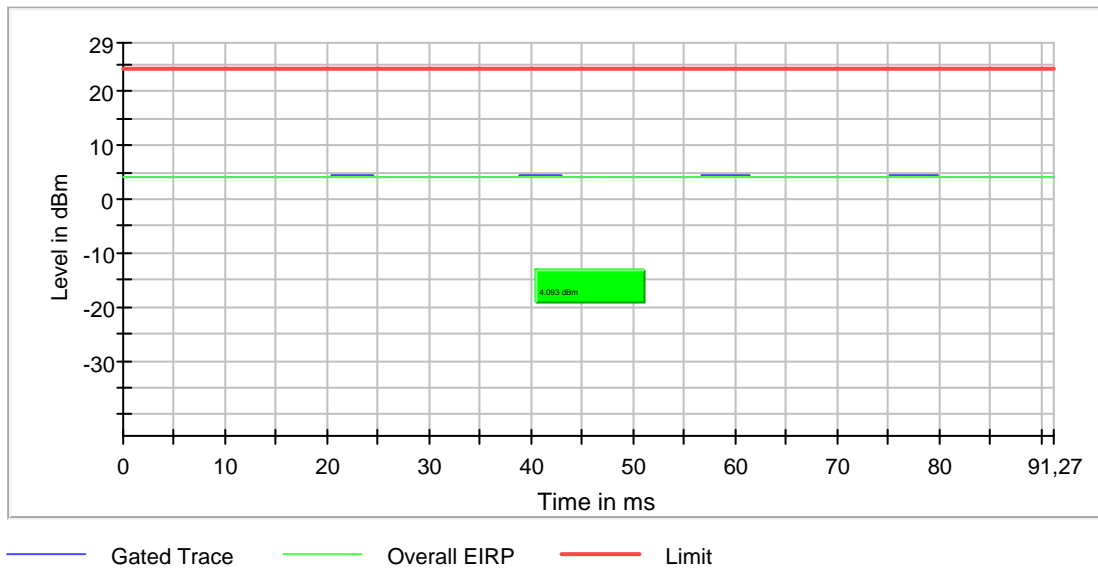
ac-mode| 80MHz| ch122| VHT\_SS1\_MCS0

### RF output power (5610 MHz; 9,000 dBm; 80 MHz)

Test according to FCC title 47 part 15 §15.407(a), KDB 789033 D02 General U-NII Test Procedures New Rules v01r03 and ANSI C63.10

### Result

DUT Frequency (MHz)	Gated RMS (dBm)	Limit Max (dBm)	Gated EIRP (dBm)	DutyCycle (%)	Result
5610.000000	4.1	24.0	4.1	9.187	PASS



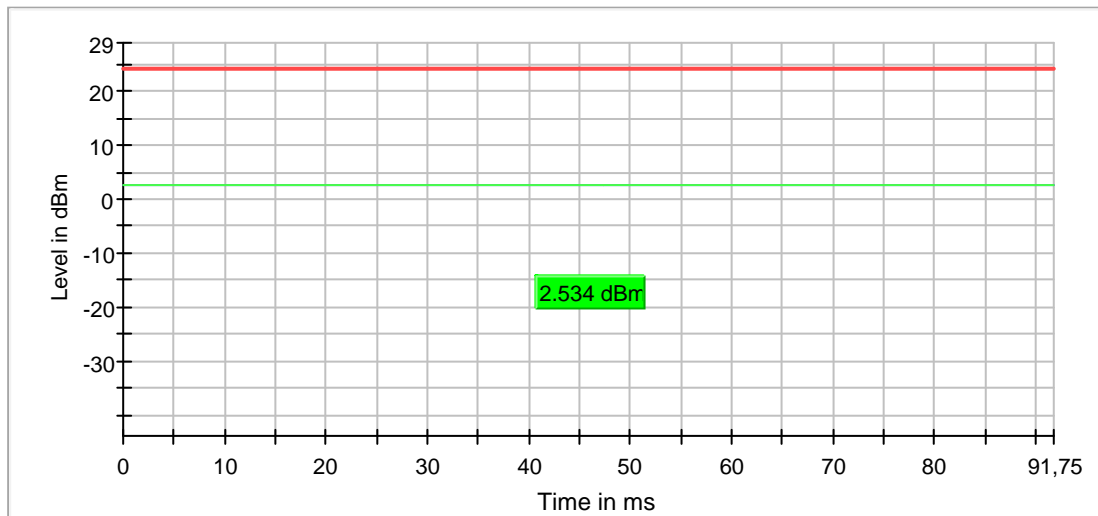
ac-mode| 80MHz| ch155| VHT\_SS1\_MCS0

### RF output power (5775 MHz; 9,000 dBm; 80 MHz)

Test according to FCC title 47 part 15 §15.407(a), KDB 789033 D02 General U-NII Test Procedures New Rules v01r03 and ANSI C63.10

### Result

DUT Frequency (MHz)	Gated RMS (dBm)	Limit Max (dBm)	Gated EIRP (dBm)	DutyCycle (%)	Result
5775.000000	2.5	24.0	2.5	9.188	PASS



— Gated Trace    — Overall EIRP    — Limit

### 1.4. Peak Power Spectral density

a-mode| 20MHz| ch048| 6Mbit

### Power Spectral Density (5240 MHz; 10 (10 dBm); 20 MHz)

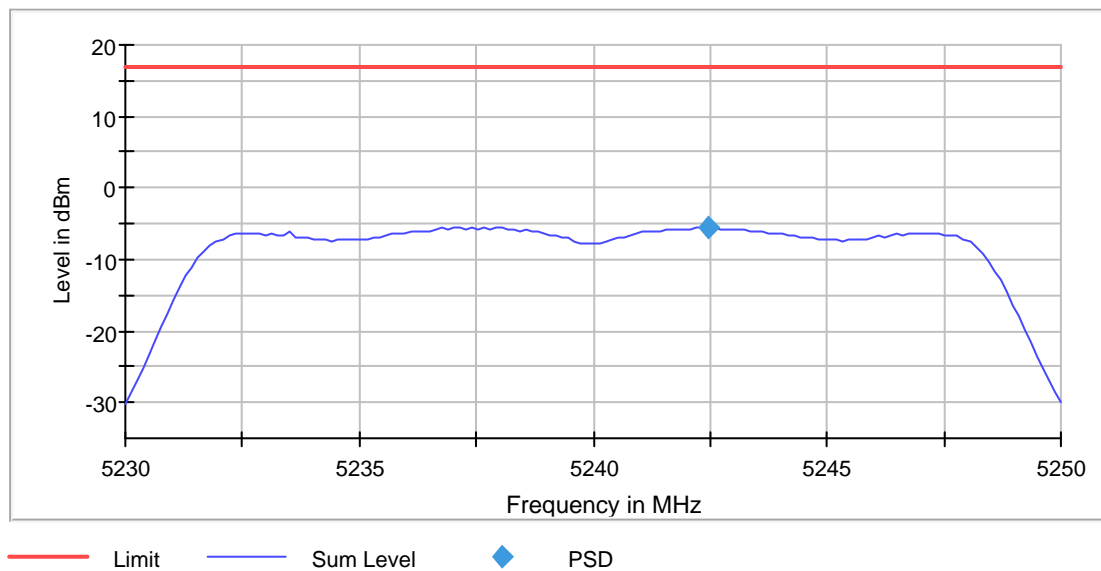
Test according to FCC title 47 part 15 §15.407(e), KDB 789033 D02 General U-NII Test Procedures New Rules v01r03 and ANSI C63.10

### Result

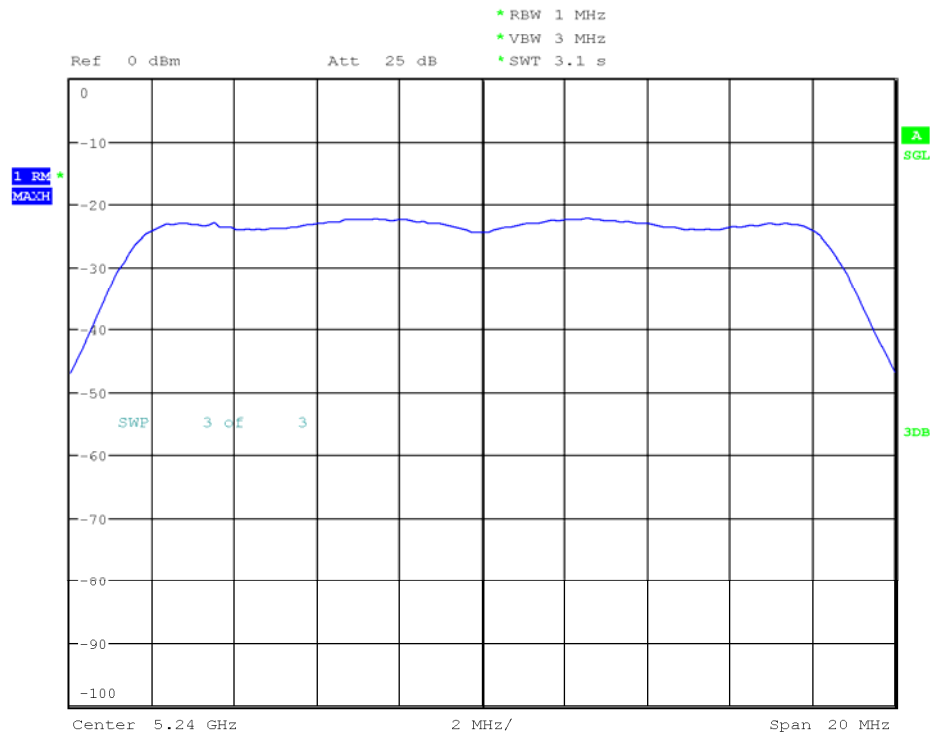
DUT Frequency (MHz)	Frequency (MHz)	PSD (dBm)	Limit Max (dBm)	Result
5240.000000	5242.467532	-5.468	17.0	PASS

### Ports

Port	Duty Cycle (%)
1	41.291



PSD Connector 1



Date: 21.JUN.2017 18:34:24

## Measurement

Setting	Instrument Value	Target Value
Start Frequency	5.23000 GHz	5.23000 GHz
Stop Frequency	5.25000 GHz	5.25000 GHz
Span	20.000 MHz	20.000 MHz
RBW	1.000 MHz	<= 1.000 MHz
VBW	3.000 MHz	>= 3.000 MHz
SweepPoints	155	~ 40
Sweptime	3.100 s	3.100 s
Reference Level	0.000 dBm	0.000 dBm
Attenuation	25.000 dB	AUTO
Detector	RMS	RMS
SweepCount	3	3
Filter	3 dB	3 dB
Trace Mode	Max Hold	Max Hold
Sweeptype	Sweep	AUTO
Preamp	off	off
Stablemode	Trace	Trace
Stablevalue	0.30 dB	0.30 dB
Run	11 / max. 15	max. 15
Stable	3 / 3	3
Max Stable Difference	0.15 dB	0.30 dB

a-mode| 20MHz| ch064| 6Mbit

### Power Spectral Density (5320 MHz; 10 (10 dBm); 20 MHz)

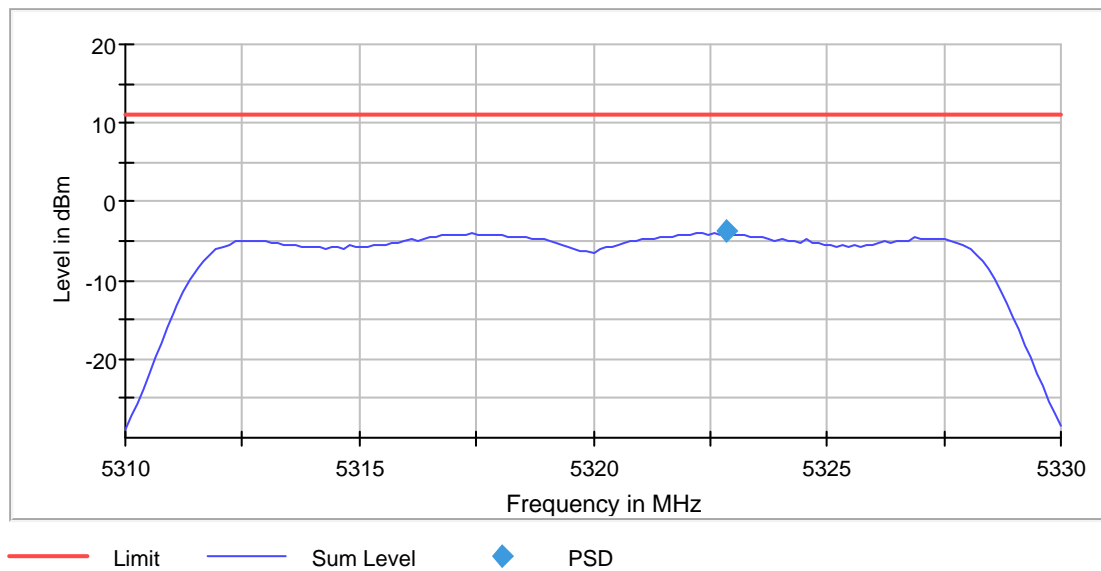
Test according to FCC title 47 part 15 §15.407(e), KDB 789033 D02 General U-NII Test Procedures New Rules v01r03 and ANSI C63.10

### Result

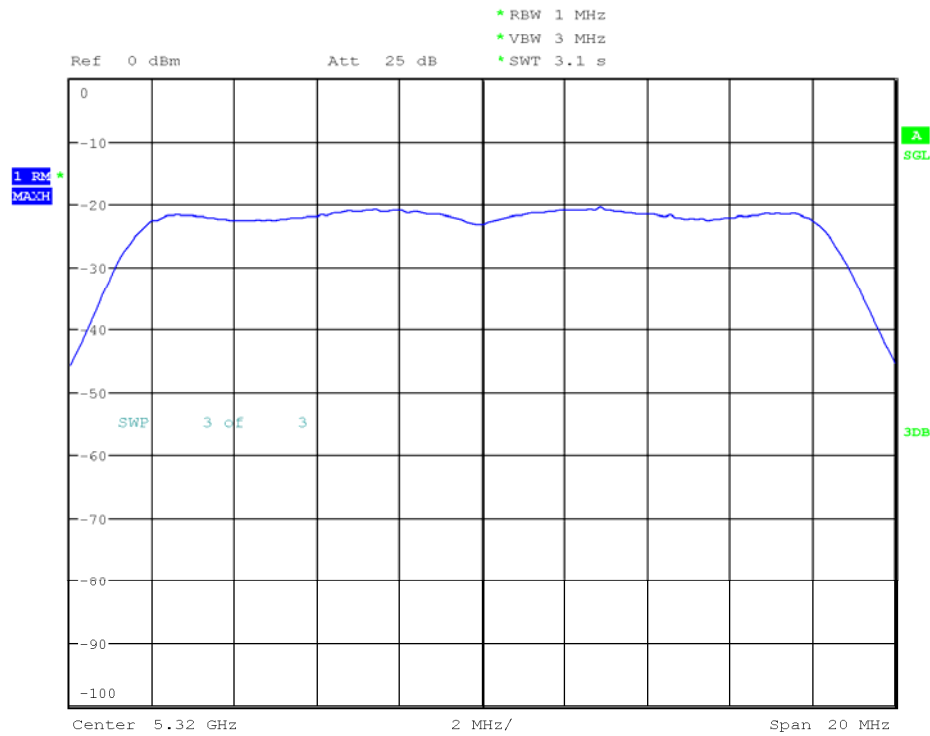
DUT Frequency (MHz)	Frequency (MHz)	PSD (dBm)	Limit Max (dBm)	Result
5320.000000	5322.857143	-3.640	11.0	PASS

### Ports

Port	Duty Cycle (%)
1	41.290



PSD Connector 1



Date: 21.JUN.2017 19:11:39

## Measurement

Setting	Instrument Value	Target Value
Start Frequency	5.31000 GHz	5.31000 GHz
Stop Frequency	5.33000 GHz	5.33000 GHz
Span	20.000 MHz	20.000 MHz
RBW	1.000 MHz	<= 1.000 MHz
VBW	3.000 MHz	>= 3.000 MHz
SweepPoints	155	~ 40
Sweeptime	3.100 s	3.100 s
Reference Level	0.000 dBm	0.000 dBm
Attenuation	25.000 dB	AUTO
Detector	RMS	RMS
SweepCount	3	3
Filter	3 dB	3 dB
Trace Mode	Max Hold	Max Hold
Sweeptype	Sweep	AUTO
Preamp	off	off
Stablemode	Trace	Trace
Stablevalue	0.30 dB	0.30 dB
Run	11 / max. 15	max. 15
Stable	3 / 3	3
Max Stable Difference	0.25 dB	0.30 dB

a-mode| 20MHz| ch140| 6Mbit

### Power Spectral Density (5700 MHz; 10 (10 dBm); 20 MHz)

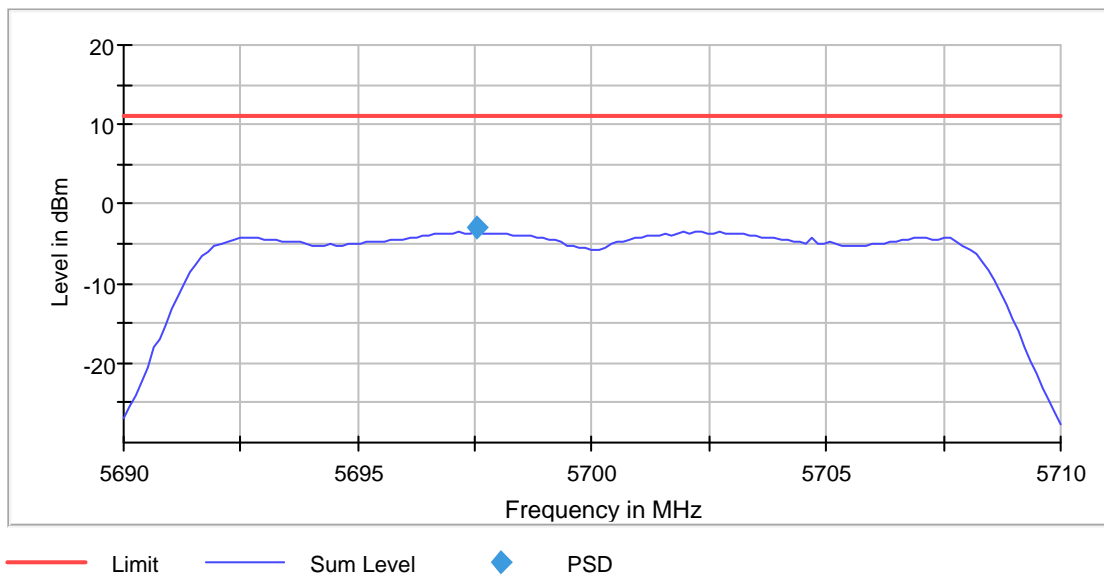
Test according to FCC title 47 part 15 §15.407(e), KDB 789033 D02 General U-NII Test Procedures New Rules v01r03 and ANSI C63.10

### Result

DUT Frequency (MHz)	Frequency (MHz)	PSD (dBm)	Limit Max (dBm)	Result
5700.000000	5697.532468	-2.988	11.0	PASS

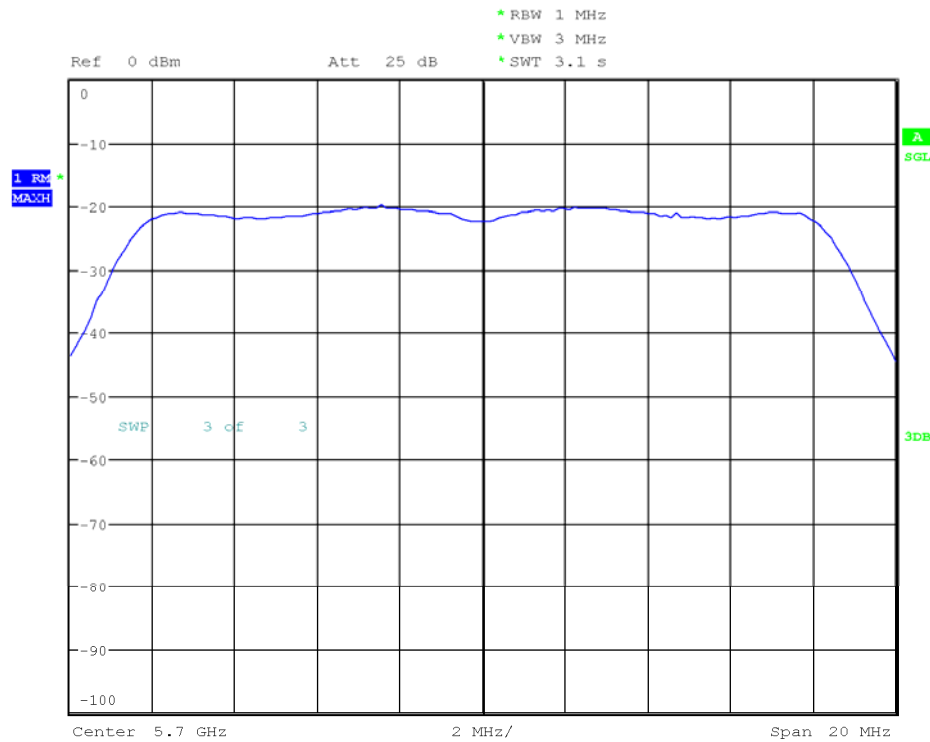
### Ports

Port	Duty Cycle (%)
1	41.327



PSD Connector 1





Date: 21.JUN.2017 19:32:14

## Measurement

Setting	Instrument Value	Target Value
Start Frequency	5.69000 GHz	5.69000 GHz
Stop Frequency	5.71000 GHz	5.71000 GHz
Span	20.000 MHz	20.000 MHz
RBW	1.000 MHz	<= 1.000 MHz
VBW	3.000 MHz	>= 3.000 MHz
SweepPoints	155	~ 40
Sweeptime	3.100 s	3.100 s
Reference Level	0.000 dBm	0.000 dBm
Attenuation	25.000 dB	AUTO
Detector	RMS	RMS
SweepCount	3	3
Filter	3 dB	3 dB
Trace Mode	Max Hold	Max Hold
SweepType	Sweep	AUTO
Preamp	off	off
Stablemode	Trace	Trace
Stablevalue	0.30 dB	0.30 dB
Run	5 / max. 15	max. 15
Stable	3 / 3	3
Max Stable Difference	0.26 dB	0.30 dB

a-mode| 20MHz| ch165| 6Mbit

### Power Spectral Density (5825 MHz; 10 (10 dBm); 20 MHz)

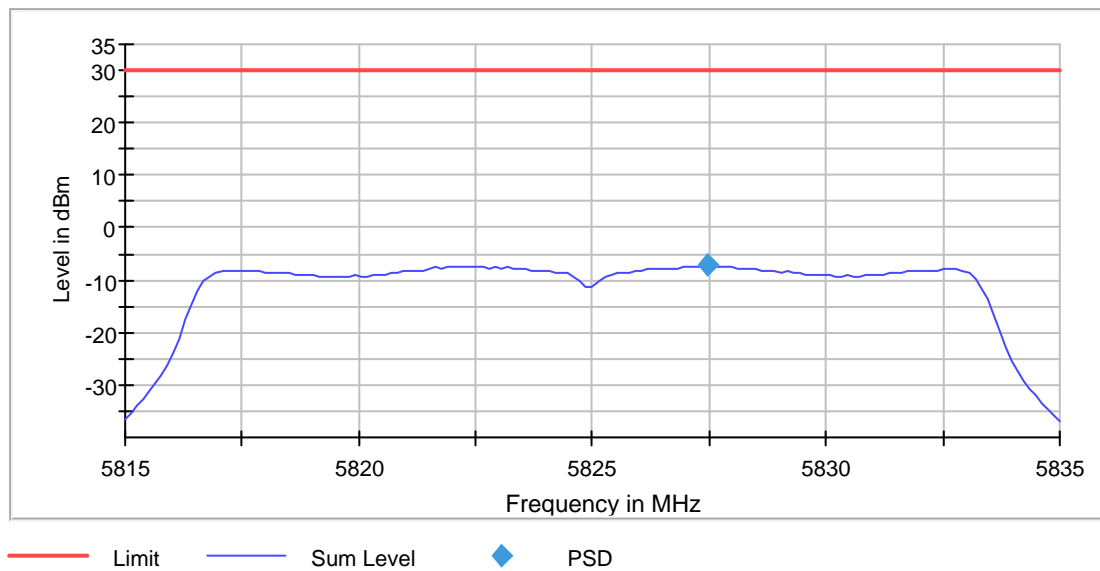
Test according to FCC title 47 part 15 §15.407(e), KDB 789033 D02 General U-NII Test Procedures New Rules v01r03 and ANSI C63.10

### Result

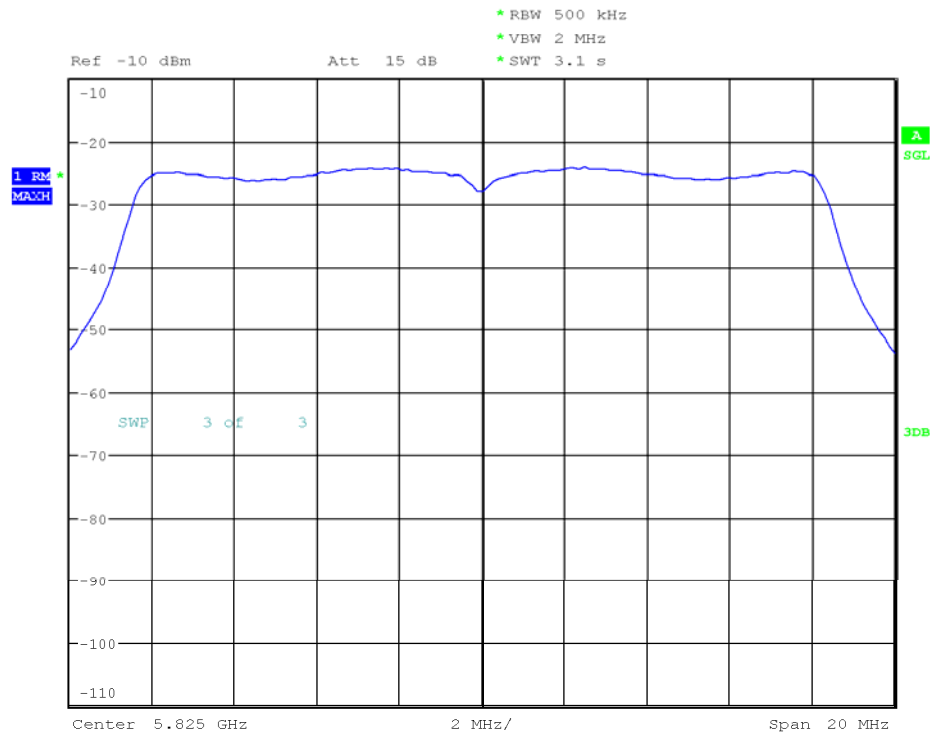
DUT Frequency (MHz)	Frequency (MHz)	PSD (dBm)	Limit Max (dBm)	Result
5825.000000	5827.467532	-7.177	30.0	PASS

### Ports

Port	Duty Cycle (%)
1	41.300



PSD Connector 1



Date: 21.JUN.2017 19:50:43

## Measurement

Setting	Instrument Value	Target Value
Start Frequency	5.81500 GHz	5.81500 GHz
Stop Frequency	5.83500 GHz	5.83500 GHz
Span	20.000 MHz	20.000 MHz
RBW	500.000 kHz	<= 500.000 kHz
VBW	2.000 MHz	>= 1.500 MHz
SweepPoints	155	~ 80
Sweptime	3.100 s	3.100 s
Reference Level	-10.000 dBm	-10.000 dBm
Attenuation	15.000 dB	AUTO
Detector	RMS	RMS
SweepCount	3	3
Filter	3 dB	3 dB
Trace Mode	Max Hold	Max Hold
SweepType	Sweep	AUTO
Preamp	off	off
Stablemode	Trace	Trace
Stablevalue	0.30 dB	0.30 dB
Run	6 / max. 15	max. 15
Stable	3 / 3	3
Max Stable Difference	0.28 dB	0.30 dB

n-mode| 20MHz| ch048| MCS0

### Power Spectral Density (5240 MHz; 10 (10 dBm); 20 MHz)

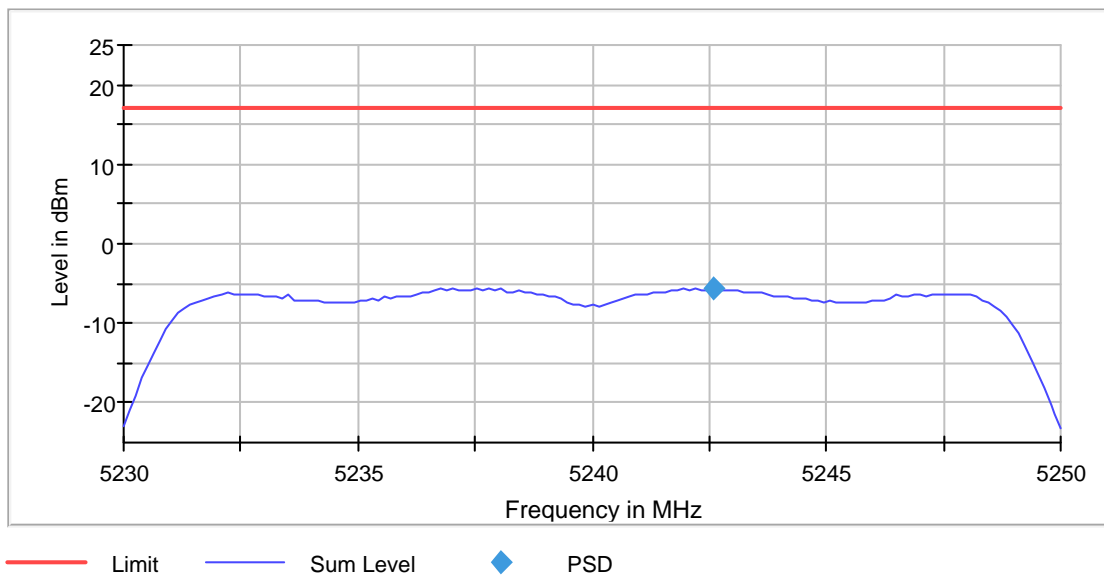
Test according to FCC title 47 part 15 §15.407(e), KDB 789033 D02 General U-NII Test Procedures New Rules v01r03 and ANSI C63.10

### Result

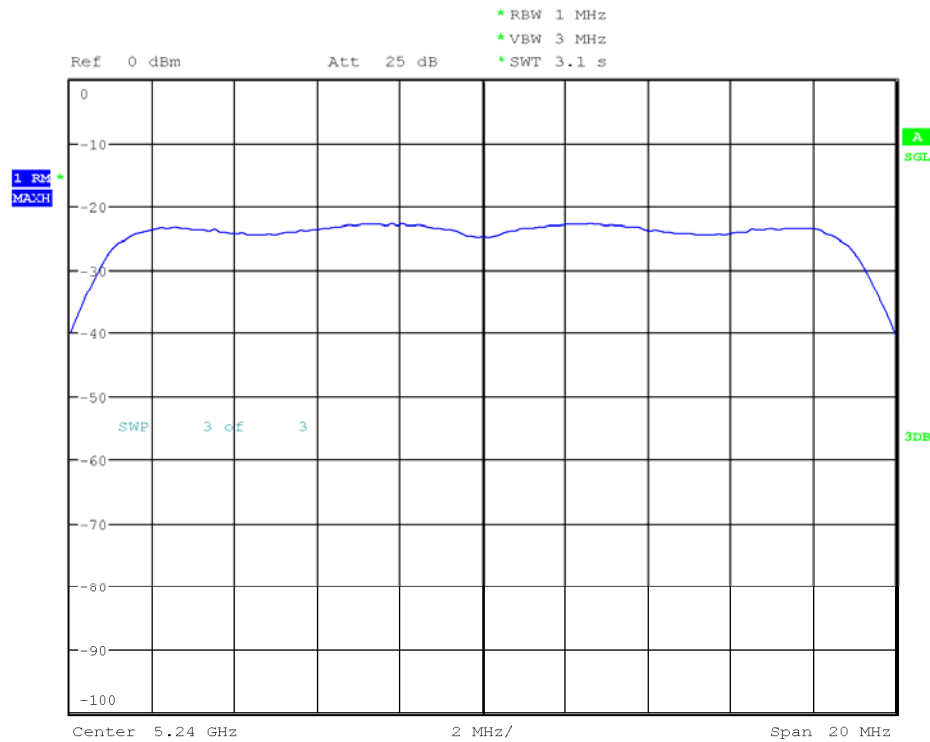
DUT Frequency (MHz)	Frequency (MHz)	PSD (dBm)	Limit Max (dBm)	Result
5240.000000	5242.597403	-5.584	17.0	PASS

### Ports

Port	Duty Cycle (%)
1	38.473



PSD Connector 1



Date: 22.JUN.2017 23:09:59

## Measurement

Setting	Instrument Value	Target Value
Start Frequency	5.23000 GHz	5.23000 GHz
Stop Frequency	5.25000 GHz	5.25000 GHz
Span	20.000 MHz	20.000 MHz
RBW	1.000 MHz	<= 1.000 MHz
VBW	3.000 MHz	>= 3.000 MHz
SweepPoints	155	~ 40
Sweeptime	3.100 s	3.100 s
Reference Level	0.000 dBm	0.000 dBm
Attenuation	25.000 dB	AUTO
Detector	RMS	RMS
SweepCount	3	3
Filter	3 dB	3 dB
Trace Mode	Max Hold	Max Hold
SweepType	Sweep	AUTO
Preamp	off	off
Stablemode	Trace	Trace
Stablevalue	0.30 dB	0.30 dB
Run	7 / max. 15	max. 15
Stable	3 / 3	3
Max Stable Difference	0.21 dB	0.30 dB

n-mode| 20MHz| ch064| MCS0

### Power Spectral Density (5320 MHz; 10 (10 dBm); 20 MHz)

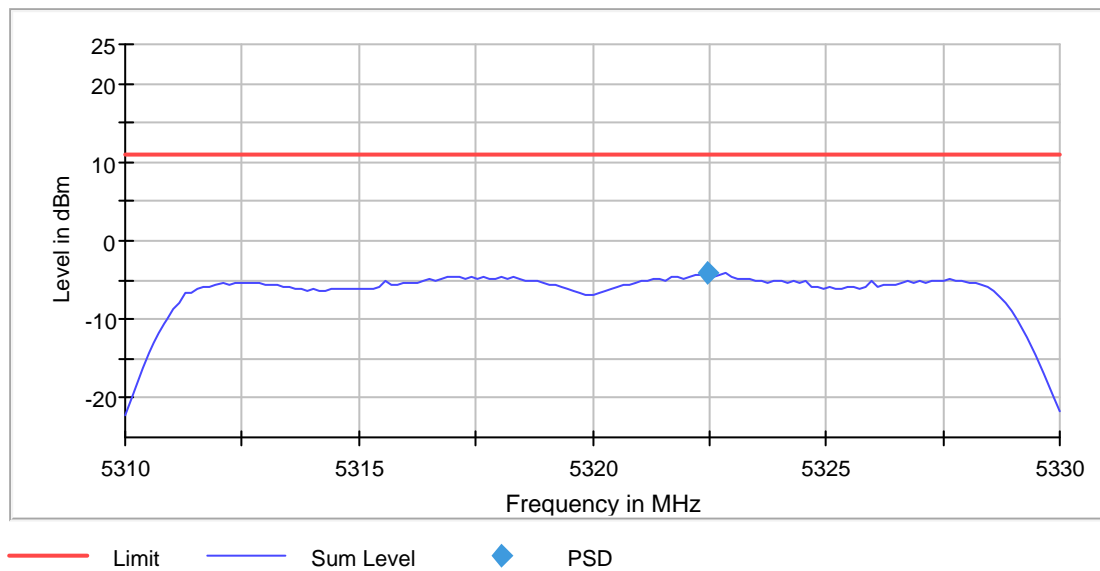
Test according to FCC title 47 part 15 §15.407(e), KDB 789033 D02 General U-NII Test Procedures New Rules v01r03 and ANSI C63.10

### Result

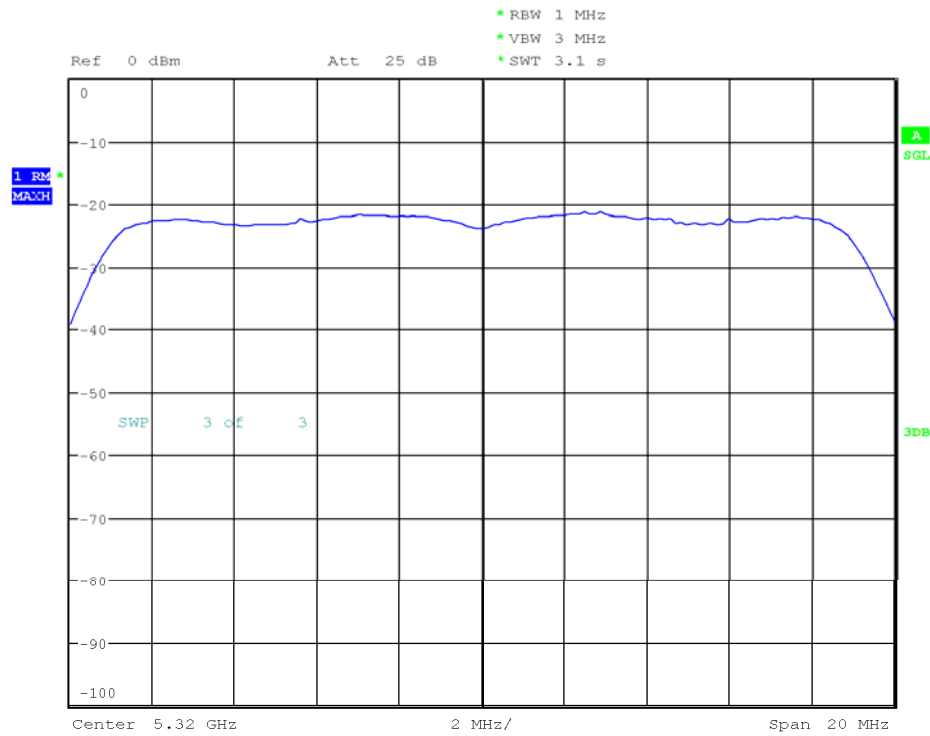
DUT Frequency (MHz)	Frequency (MHz)	PSD (dBm)	Limit Max (dBm)	Result
5320.000000	5322.467532	-4.113	11.0	PASS

### Ports

Port	Duty Cycle (%)
1	38.481



PSD Connector 1



Date: 22.JUN.2017 23:27:01

## Measurement

Setting	Instrument Value	Target Value
Start Frequency	5.31000 GHz	5.31000 GHz
Stop Frequency	5.33000 GHz	5.33000 GHz
Span	20.000 MHz	20.000 MHz
RBW	1.000 MHz	<= 1.000 MHz
VBW	3.000 MHz	>= 3.000 MHz
SweepPoints	155	~ 40
Sweeptime	3.100 s	3.100 s
Reference Level	0.000 dBm	0.000 dBm
Attenuation	25.000 dB	AUTO
Detector	RMS	RMS
SweepCount	3	3
Filter	3 dB	3 dB
Trace Mode	Max Hold	Max Hold
Sweeptype	Sweep	AUTO
Preamp	off	off
Stablemode	Trace	Trace
Stablevalue	0.30 dB	0.30 dB
Run	10 / max. 15	max. 15
Stable	3 / 3	3
Max Stable Difference	0.14 dB	0.30 dB

n-mode| 20MHz| ch140| MCS0

### Power Spectral Density (5700 MHz; 10 (10 dBm); 20 MHz)

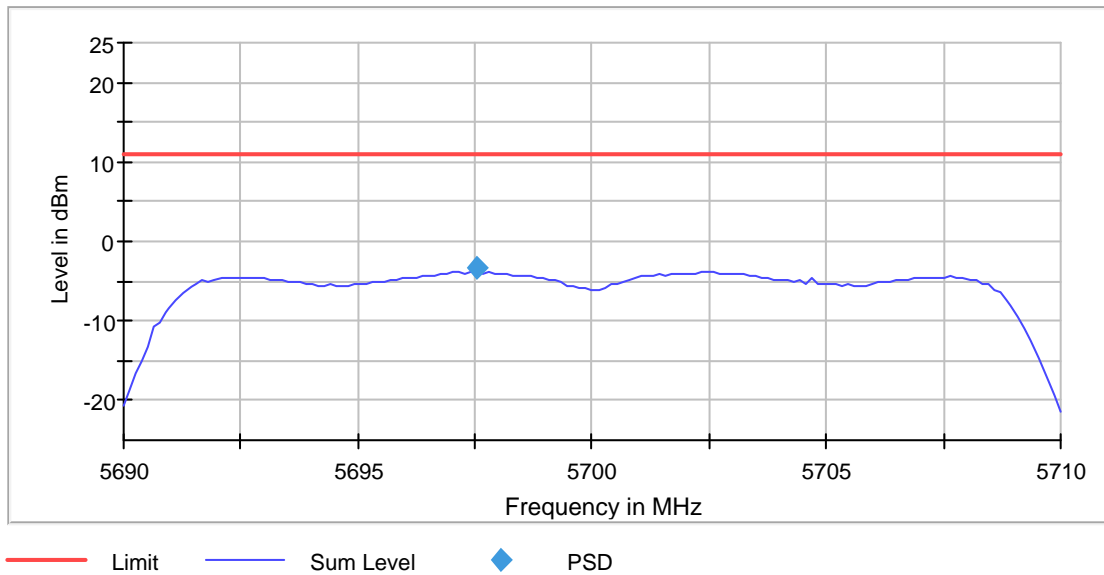
Test according to FCC title 47 part 15 §15.407(e), KDB 789033 D02 General U-NII Test Procedures New Rules v01r03 and ANSI C63.10

### Result

DUT Frequency (MHz)	Frequency (MHz)	PSD (dBm)	Limit Max (dBm)	Result
5700.000000	5697.532468	-3.319	11.0	PASS

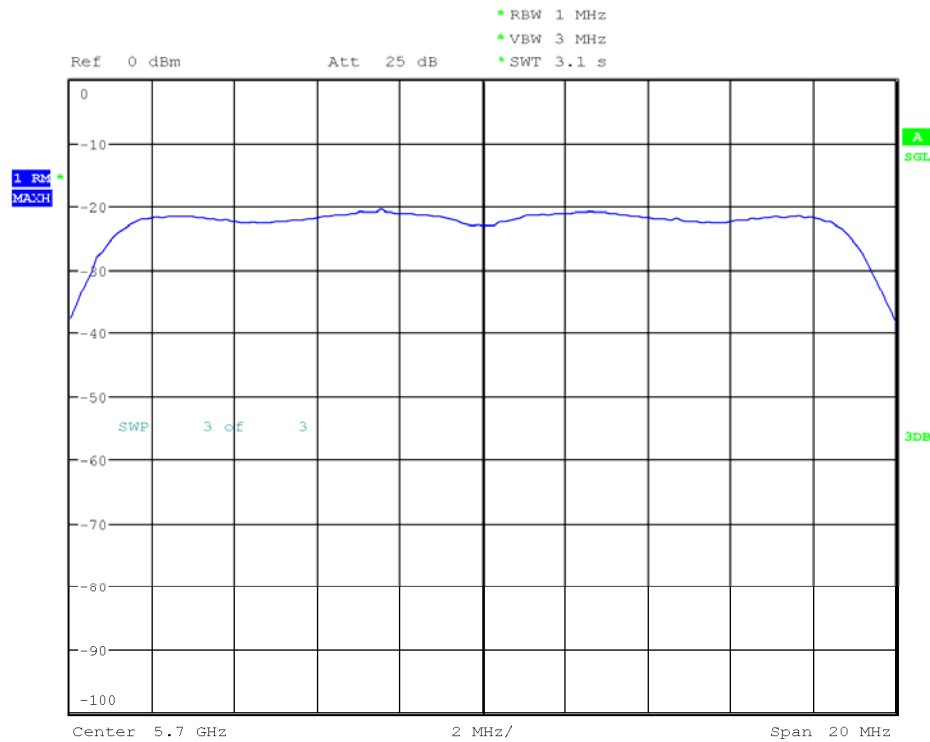
### Ports

Port	Duty Cycle (%)
1	38.481



PSD Connector 1





Date: 22.JUN.2017 23:43:15

## Measurement

Setting	Instrument Value	Target Value
Start Frequency	5.69000 GHz	5.69000 GHz
Stop Frequency	5.71000 GHz	5.71000 GHz
Span	20.000 MHz	20.000 MHz
RBW	1.000 MHz	<= 1.000 MHz
VBW	3.000 MHz	>= 3.000 MHz
SweepPoints	155	~ 40
Sweeptime	3.100 s	3.100 s
Reference Level	0.000 dBm	0.000 dBm
Attenuation	25.000 dB	AUTO
Detector	RMS	RMS
SweepCount	3	3
Filter	3 dB	3 dB
Trace Mode	Max Hold	Max Hold
SweepType	Sweep	AUTO
Preamp	off	off
Stablemode	Trace	Trace
Stablevalue	0.30 dB	0.30 dB
Run	5 / max. 15	max. 15
Stable	3 / 3	3
Max Stable Difference	0.20 dB	0.30 dB

n-mode| 20MHz| ch165| MCS0

### Power Spectral Density (5825 MHz; 10 (10 dBm); 20 MHz)

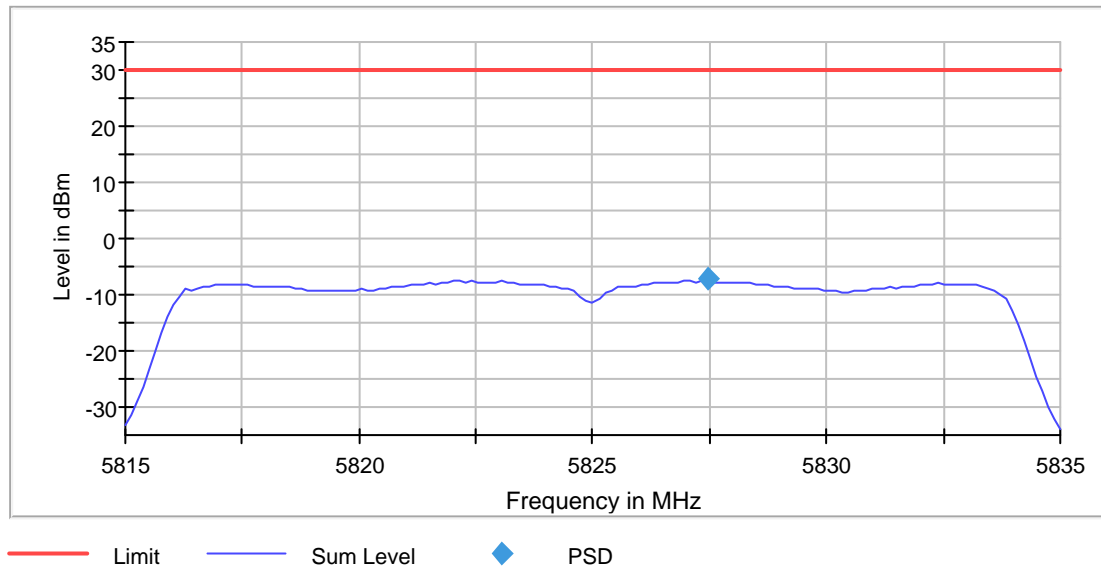
Test according to FCC title 47 part 15 §15.407(e), KDB 789033 D02 General U-NII Test Procedures New Rules v01r03 and ANSI C63.10

### Result

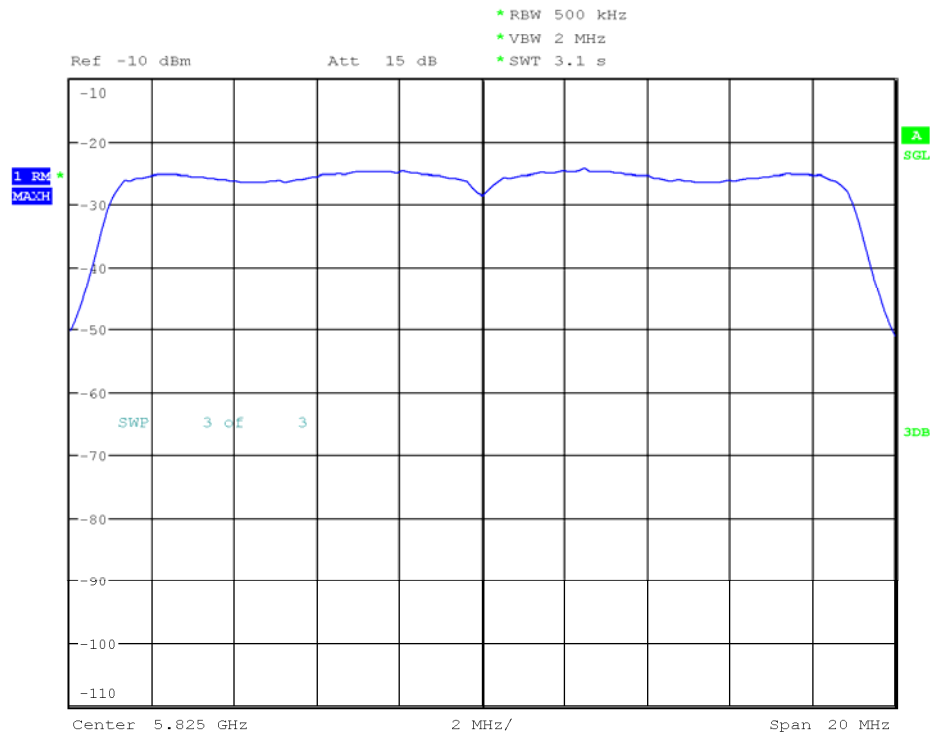
DUT Frequency (MHz)	Frequency (MHz)	PSD (dBm)	Limit Max (dBm)	Result
5825.000000	5827.467532	-7.189	30.0	PASS

### Ports

Port	Duty Cycle (%)
1	38.475



PSD Connector 1



Date: 23.JUN.2017 00:00:24

## Measurement

Setting	Instrument Value	Target Value
Start Frequency	5.81500 GHz	5.81500 GHz
Stop Frequency	5.83500 GHz	5.83500 GHz
Span	20.000 MHz	20.000 MHz
RBW	500.000 kHz	<= 500.000 kHz
VBW	2.000 MHz	>= 1.500 MHz
SweepPoints	155	~ 80
Sweptime	3.100 s	3.100 s
Reference Level	-10.000 dBm	-10.000 dBm
Attenuation	15.000 dB	AUTO
Detector	RMS	RMS
SweepCount	3	3
Filter	3 dB	3 dB
Trace Mode	Max Hold	Max Hold
SweepType	Sweep	AUTO
Preamp	off	off
Stablemode	Trace	Trace
Stablevalue	0.30 dB	0.30 dB
Run	8 / max. 15	max. 15
Stable	3 / 3	3
Max Stable Difference	0.26 dB	0.30 dB

ac-mode| 20MHz| ch048| VHT\_SS1\_MCS0

### Power Spectral Density (5240 MHz; 10 (10 dBm); 20 MHz)

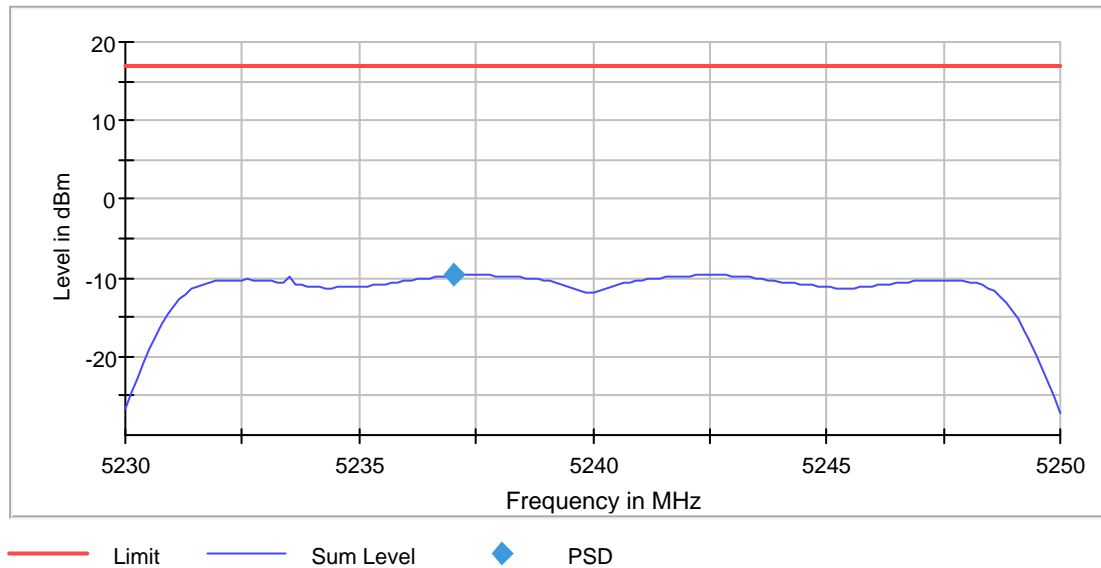
Test according to FCC title 47 part 15 §15.407(e), KDB 789033 D02 General U-NII Test Procedures New Rules v01r03 and ANSI C63.10

### Result

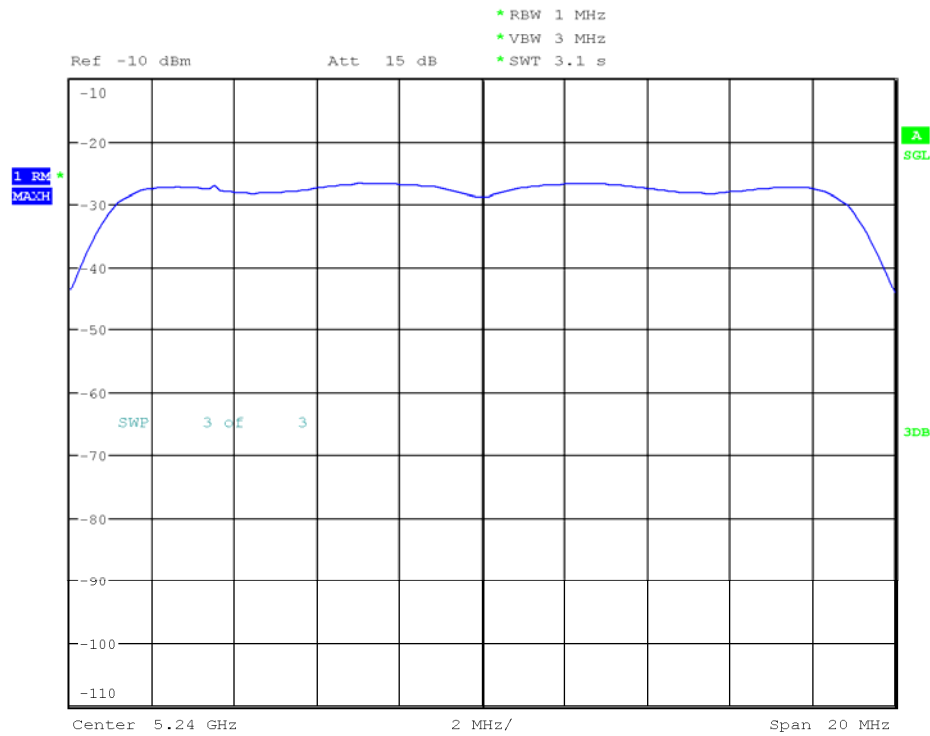
DUT Frequency (MHz)	Frequency (MHz)	PSD (dBm)	Limit Max (dBm)	Result
5240.000000	5237.012987	-9.483	17.0	PASS

### Ports

Port	Duty Cycle (%)
1	38.543



PSD Connector 1



Date: 23.JUN.2017 00:17:27

## Measurement

Setting	Instrument Value	Target Value
Start Frequency	5.23000 GHz	5.23000 GHz
Stop Frequency	5.25000 GHz	5.25000 GHz
Span	20.000 MHz	20.000 MHz
RBW	1.000 MHz	<= 1.000 MHz
VBW	3.000 MHz	>= 3.000 MHz
SweepPoints	155	~ 40
Sweptime	3.100 s	3.100 s
Reference Level	-10.000 dBm	-10.000 dBm
Attenuation	15.000 dB	AUTO
Detector	RMS	RMS
SweepCount	3	3
Filter	3 dB	3 dB
Trace Mode	Max Hold	Max Hold
Sweeptype	Sweep	AUTO
Preamp	off	off
Stablemode	Trace	Trace
Stablevalue	0.30 dB	0.30 dB
Run	4 / max. 15	max. 15
Stable	3 / 3	3
Max Stable Difference	0.02 dB	0.30 dB

ac-mode| 20MHz| ch064| VHT\_SS1\_MCS0

### Power Spectral Density (5320 MHz; 10 (10 dBm); 20 MHz)

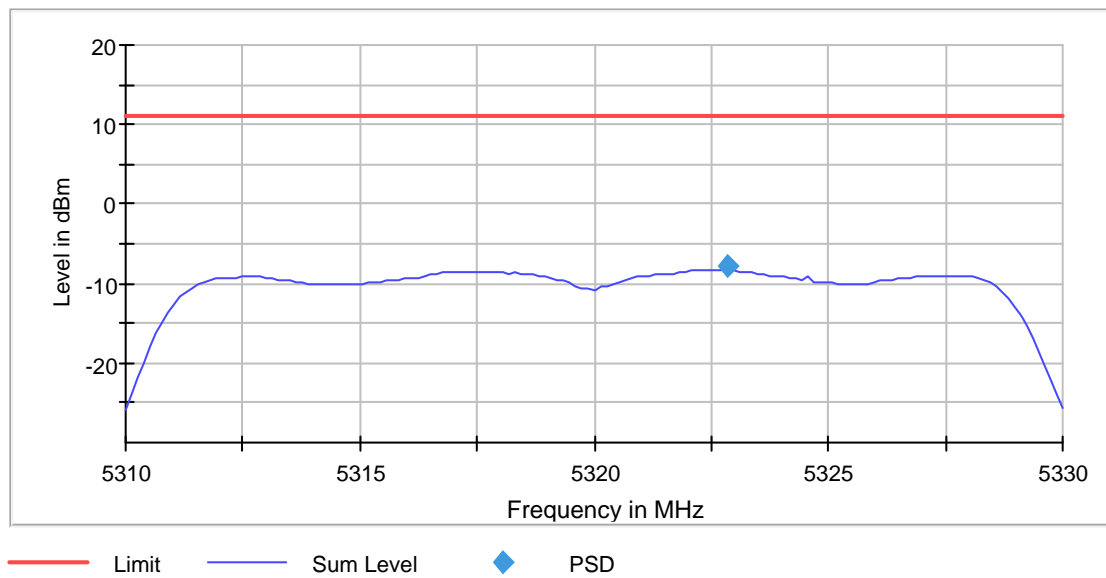
Test according to FCC title 47 part 15 §15.407(e), KDB 789033 D02 General U-NII Test Procedures New Rules v01r03 and ANSI C63.10

### Result

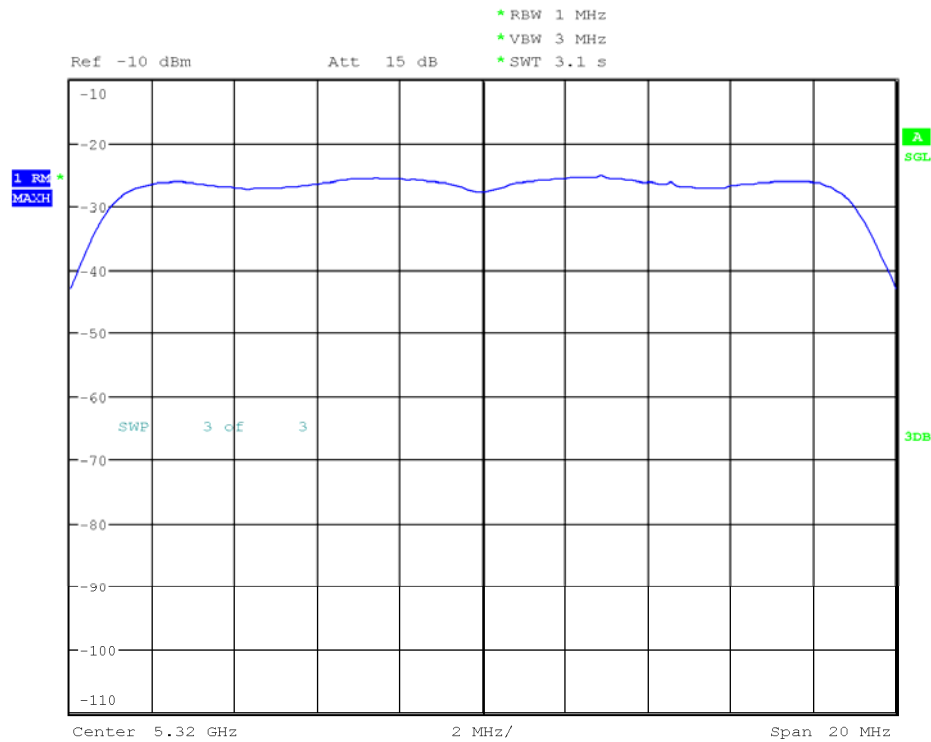
DUT Frequency (MHz)	Frequency (MHz)	PSD (dBm)	Limit Max (dBm)	Result
5320.000000	5322.857143	-7.906	11.0	PASS

### Ports

Port	Duty Cycle (%)
1	38.543



PSD Connector 1



Date: 23.JUN.2017 00:33:52

## Measurement

Setting	Instrument Value	Target Value
Start Frequency	5.31000 GHz	5.31000 GHz
Stop Frequency	5.33000 GHz	5.33000 GHz
Span	20.000 MHz	20.000 MHz
RBW	1.000 MHz	<= 1.000 MHz
VBW	3.000 MHz	>= 3.000 MHz
SweepPoints	155	~ 40
Sweeptime	3.100 s	3.100 s
Reference Level	-10.000 dBm	-10.000 dBm
Attenuation	15.000 dB	AUTO
Detector	RMS	RMS
SweepCount	3	3
Filter	3 dB	3 dB
Trace Mode	Max Hold	Max Hold
SweepType	Sweep	AUTO
Preamp	off	off
Stablemode	Trace	Trace
Stablevalue	0.30 dB	0.30 dB
Run	4 / max. 15	max. 15
Stable	3 / 3	3
Max Stable Difference	0.02 dB	0.30 dB

ac-mode| 20MHz| ch100| VHT\_SS1\_MCS0

### Power Spectral Density (5500 MHz; 10 (10 dBm); 20 MHz)

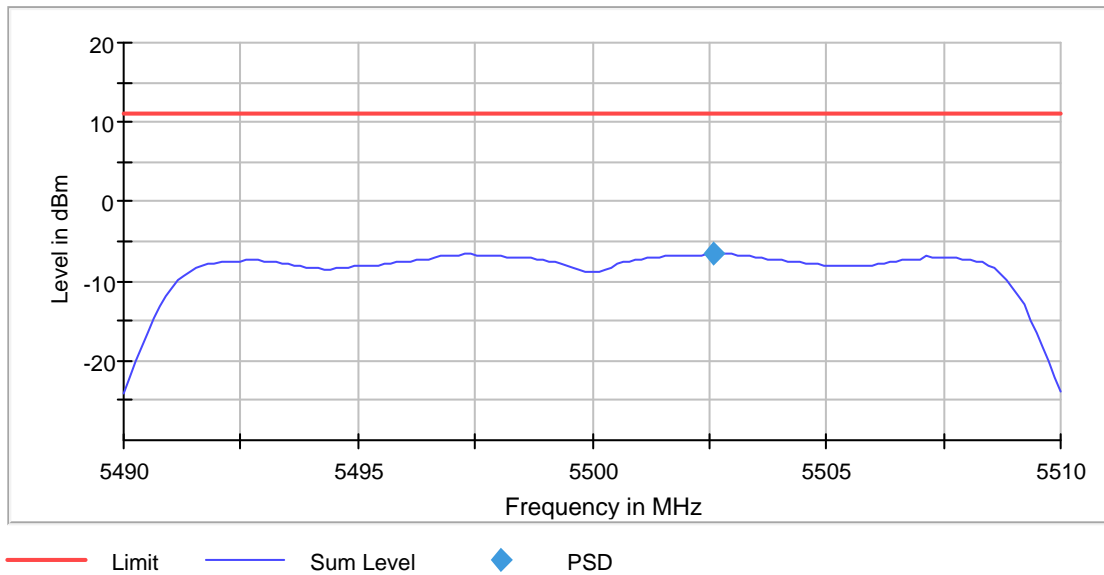
Test according to FCC title 47 part 15 §15.407(e), KDB 789033 D02 General U-NII Test Procedures New Rules v01r03 and ANSI C63.10

### Result

DUT Frequency (MHz)	Frequency (MHz)	PSD (dBm)	Limit Max (dBm)	Result
5500.000000	5502.597403	-6.456	11.0	PASS

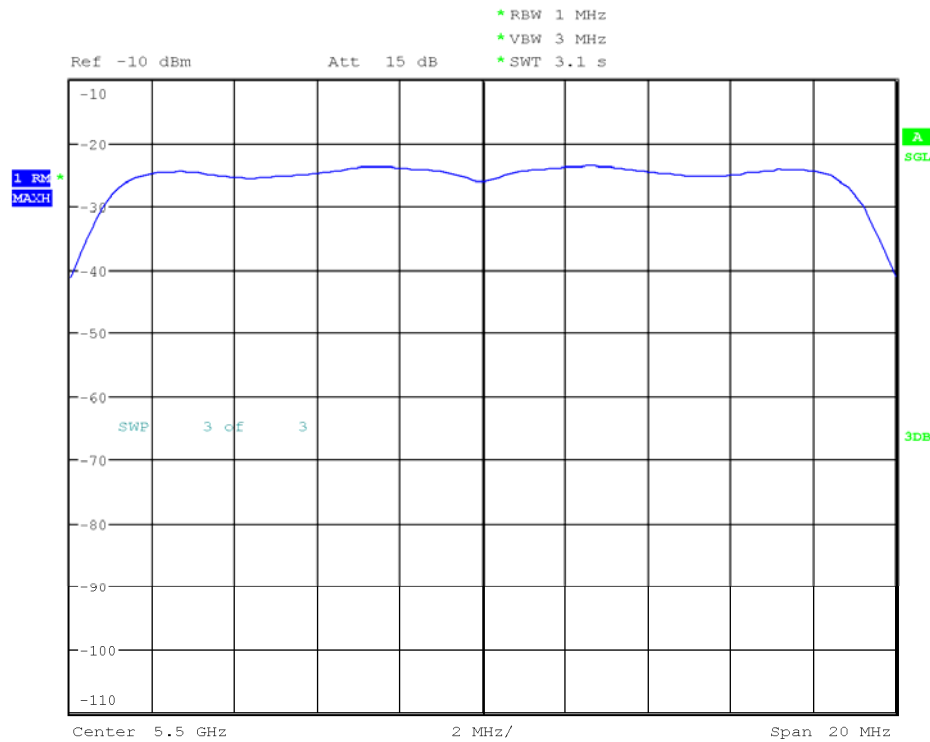
### Ports

Port	Duty Cycle (%)
1	38.541



PSD Connector 1





Date: 23.JUN.2017 00:53:27

## Measurement

Setting	Instrument Value	Target Value
Start Frequency	5.49000 GHz	5.49000 GHz
Stop Frequency	5.51000 GHz	5.51000 GHz
Span	20.000 MHz	20.000 MHz
RBW	1.000 MHz	<= 1.000 MHz
VBW	3.000 MHz	>= 3.000 MHz
SweepPoints	155	~ 40
SweepTime	3.100 s	3.100 s
Reference Level	-10.000 dBm	-10.000 dBm
Attenuation	15.000 dB	AUTO
Detector	RMS	RMS
SweepCount	3	3
Filter	3 dB	3 dB
Trace Mode	Max Hold	Max Hold
SweepType	Sweep	AUTO
Preamp	off	off
Stablemode	Trace	Trace
Stablevalue	0.30 dB	0.30 dB
Run	5 / max. 15	max. 15
Stable	3 / 3	3
Max Stable Difference	0.13 dB	0.30 dB

ac-mode| 20MHz| ch149| VHT\_SS1\_MCS0

### Power Spectral Density (5745 MHz; 10 (10 dBm); 20 MHz)

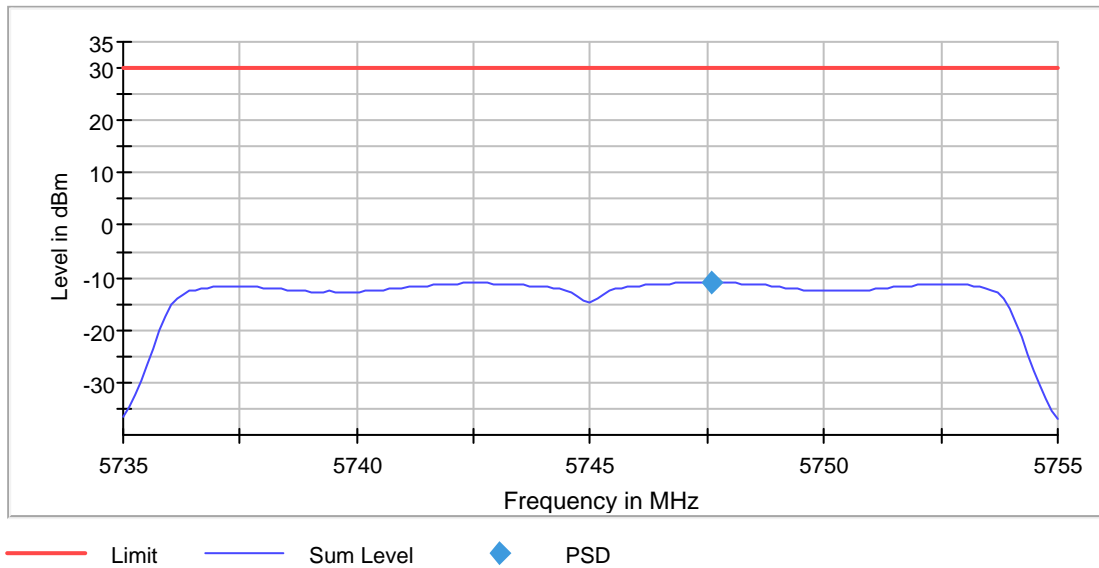
Test according to FCC title 47 part 15 §15.407(e), KDB 789033 D02 General U-NII Test Procedures New Rules v01r03 and ANSI C63.10

### Result

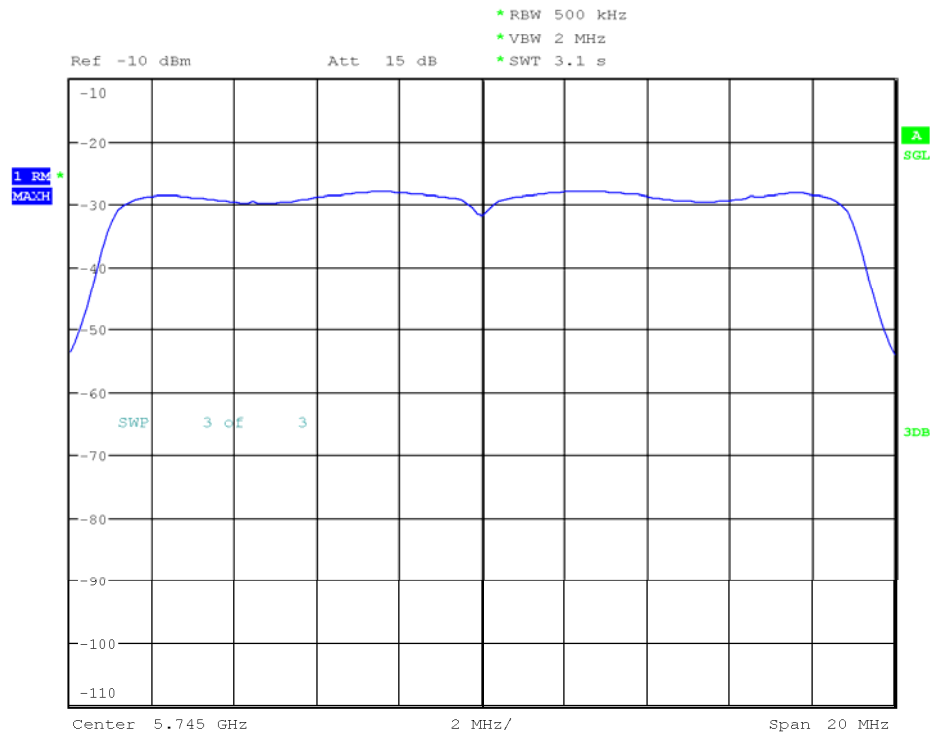
DUT Frequency (MHz)	Frequency (MHz)	PSD (dBm)	Limit Max (dBm)	Result
5745.000000	5747.597403	-10.887	30.0	PASS

### Ports

Port	Duty Cycle (%)
1	38.542



PSD Connector 1



Date: 23.JUN.2017 01:10:27

## Measurement

Setting	Instrument Value	Target Value
Start Frequency	5.73500 GHz	5.73500 GHz
Stop Frequency	5.75500 GHz	5.75500 GHz
Span	20.000 MHz	20.000 MHz
RBW	500.000 kHz	<= 500.000 kHz
VBW	2.000 MHz	>= 1.500 MHz
SweepPoints	155	~ 80
Sweeptime	3.100 s	3.100 s
Reference Level	-10.000 dBm	-10.000 dBm
Attenuation	15.000 dB	AUTO
Detector	RMS	RMS
SweepCount	3	3
Filter	3 dB	3 dB
Trace Mode	Max Hold	Max Hold
Sweeptype	Sweep	AUTO
Preamp	off	off
Stablemode	Trace	Trace
Stablevalue	0.30 dB	0.30 dB
Run	6 / max. 15	max. 15
Stable	3 / 3	3
Max Stable Difference	0.04 dB	0.30 dB

n-mode| 40MHz| ch046| MCS1

### Power Spectral Density (5230 MHz; 10,000 dBm; 40 MHz)

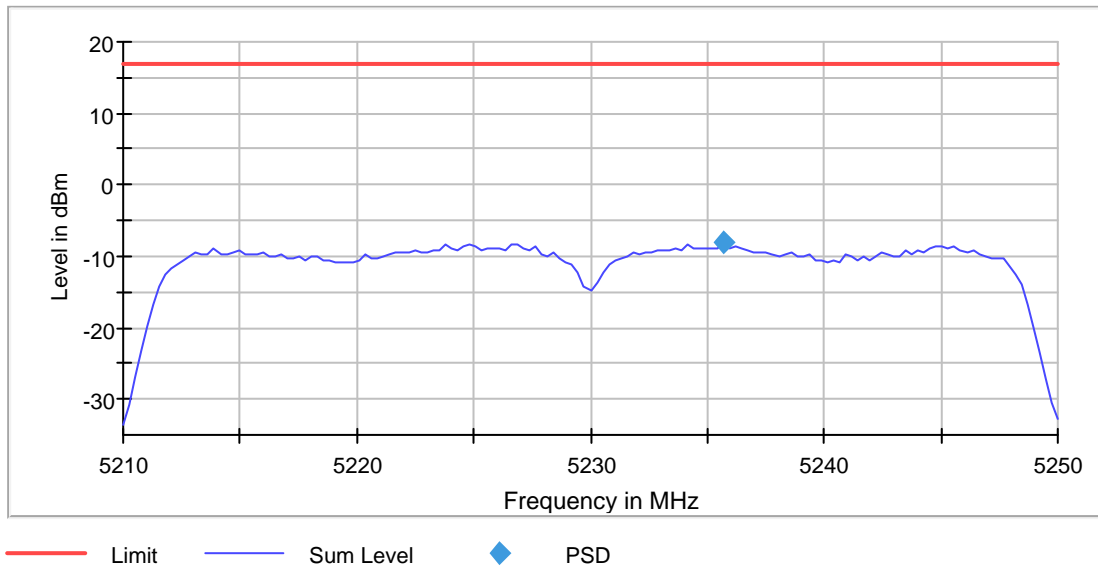
Test according to FCC title 47 part 15 §15.407(e), KDB 789033 D02 General U-NII Test Procedures New Rules v01r03 and ANSI C63.10

### Result

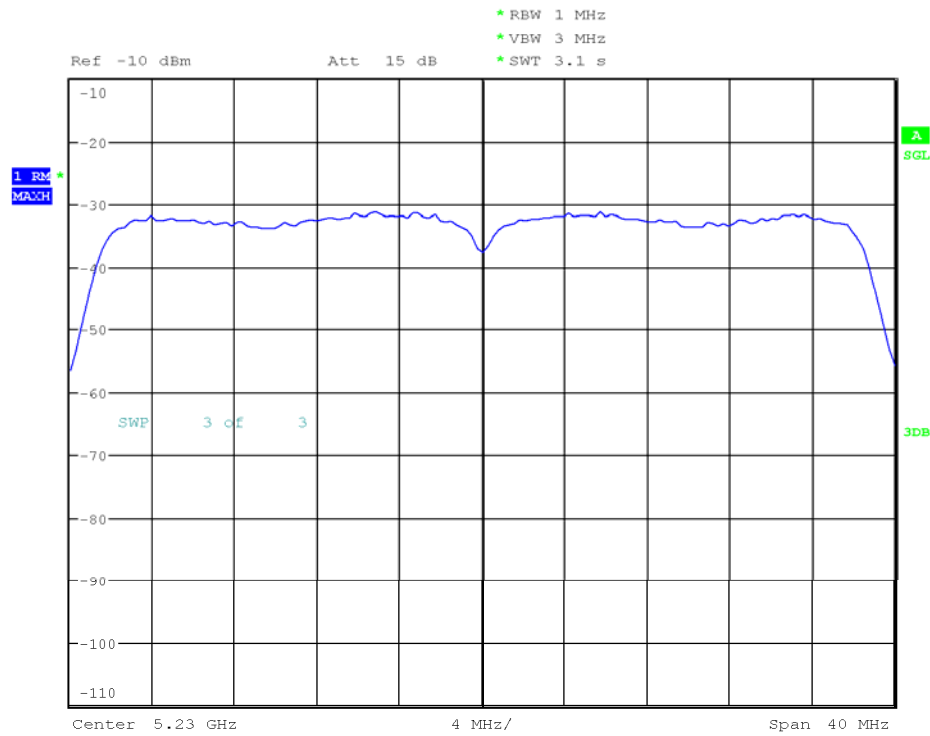
DUT Frequency (MHz)	Frequency (MHz)	PSD (dBm)	Limit Max (dBm)	Result
5230.000000	5235.714286	-8.194	17.0	PASS

### Ports

Port	Duty Cycle (%)
1	9.899



PSD Connector 1



Date: 21.JUN.2017 20:18:16

## Measurement

Setting	Instrument Value	Target Value
Start Frequency	5.21000 GHz	5.21000 GHz
Stop Frequency	5.25000 GHz	5.25000 GHz
Span	40.000 MHz	40.000 MHz
RBW	1.000 MHz	<= 1.000 MHz
VBW	3.000 MHz	>= 3.000 MHz
SweepPoints	155	~ 80
Sweeptime	3.100 s	3.100 s
Reference Level	-10.000 dBm	-10.000 dBm
Attenuation	15.000 dB	AUTO
Detector	RMS	RMS
SweepCount	3	3
Filter	3 dB	3 dB
Trace Mode	Max Hold	Max Hold
Sweeptype	Sweep	AUTO
Preamp	off	off
Stablemode	Trace	Trace
Stablevalue	0.30 dB	0.30 dB
Run	15 / max. 15	max. 15
Stable	0 / 3	3
Max Stable Difference	0.49 dB	0.30 dB

n-mode| 40MHz| ch062| MCS3

### Power Spectral Density (5310 MHz; 10,000 dBm; 40 MHz)

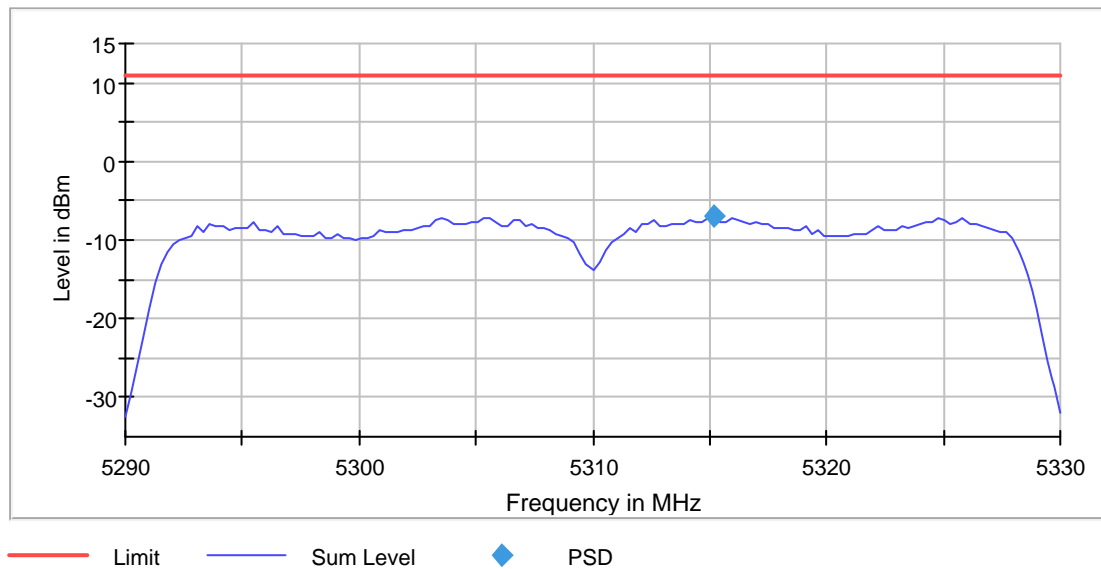
Test according to FCC title 47 part 15 §15.407(e), KDB 789033 D02 General U-NII Test Procedures New Rules v01r03 and ANSI C63.10

### Result

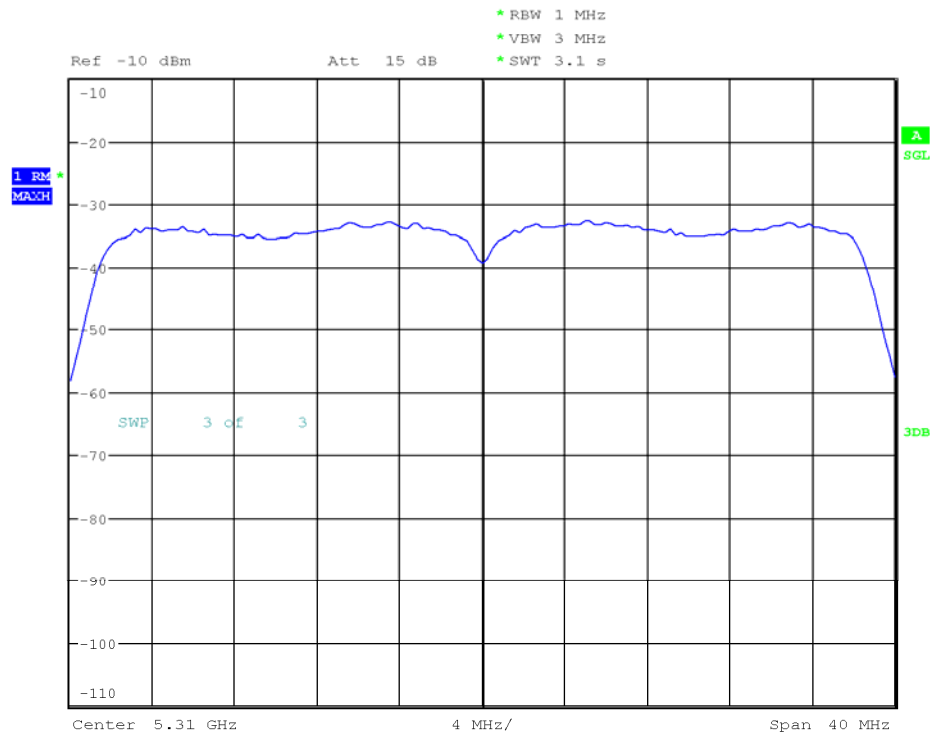
DUT Frequency (MHz)	Frequency (MHz)	PSD (dBm)	Limit Max (dBm)	Result
5310.000000	5315.194805	-7.044	11.0	PASS

### Ports

Port	Duty Cycle (%)
1	5.371



PSD Connector 1



Date: 21.JUN.2017 21:25:02

## Measurement

Setting	Instrument Value	Target Value
Start Frequency	5.29000 GHz	5.29000 GHz
Stop Frequency	5.33000 GHz	5.33000 GHz
Span	40.000 MHz	40.000 MHz
RBW	1.000 MHz	<= 1.000 MHz
VBW	3.000 MHz	>= 3.000 MHz
SweepPoints	155	~ 80
Sweptime	3.100 s	3.100 s
Reference Level	-10.000 dBm	-10.000 dBm
Attenuation	15.000 dB	AUTO
Detector	RMS	RMS
SweepCount	3	3
Filter	3 dB	3 dB
Trace Mode	Max Hold	Max Hold
Sweeptype	Sweep	AUTO
Preamp	off	off
Stablemode	Trace	Trace
Stablevalue	0.30 dB	0.30 dB
Run	15 / max. 15	max. 15
Stable	0 / 3	3
Max Stable Difference	0.67 dB	0.30 dB

n-mode| 40MHz| ch102| MCS1

## Power Spectral Density (5510 MHz; 10,000 dBm; 40 MHz)

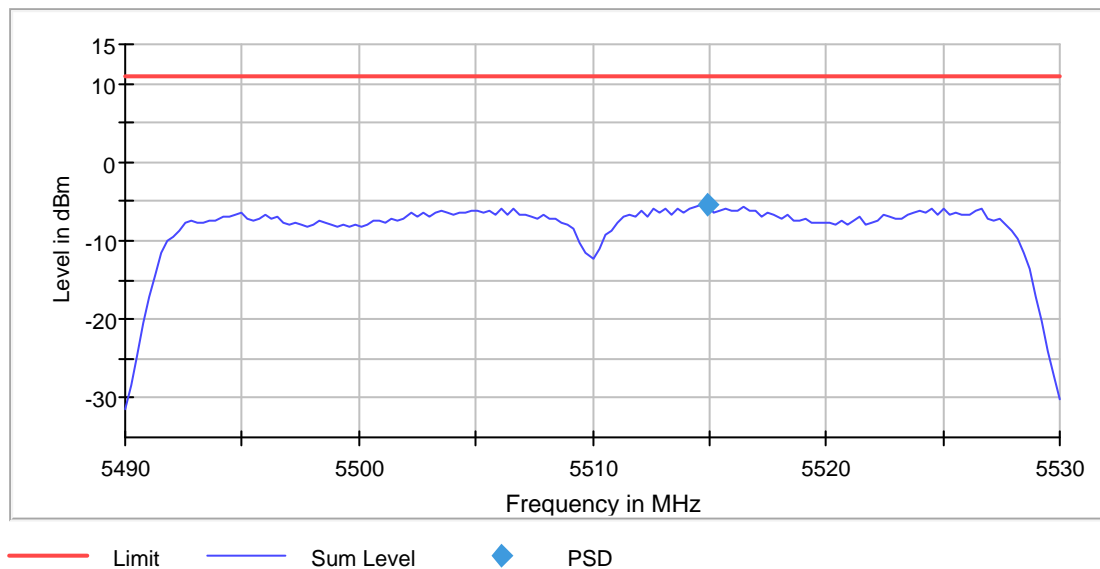
Test according to FCC title 47 part 15 §15.407(e), KDB 789033 D02 General U-NII Test Procedures New Rules v01r03 and ANSI C63.10

### Result

DUT Frequency (MHz)	Frequency (MHz)	PSD (dBm)	Limit Max (dBm)	Result
5510.000000	5514.935065	-5.349	11.0	PASS

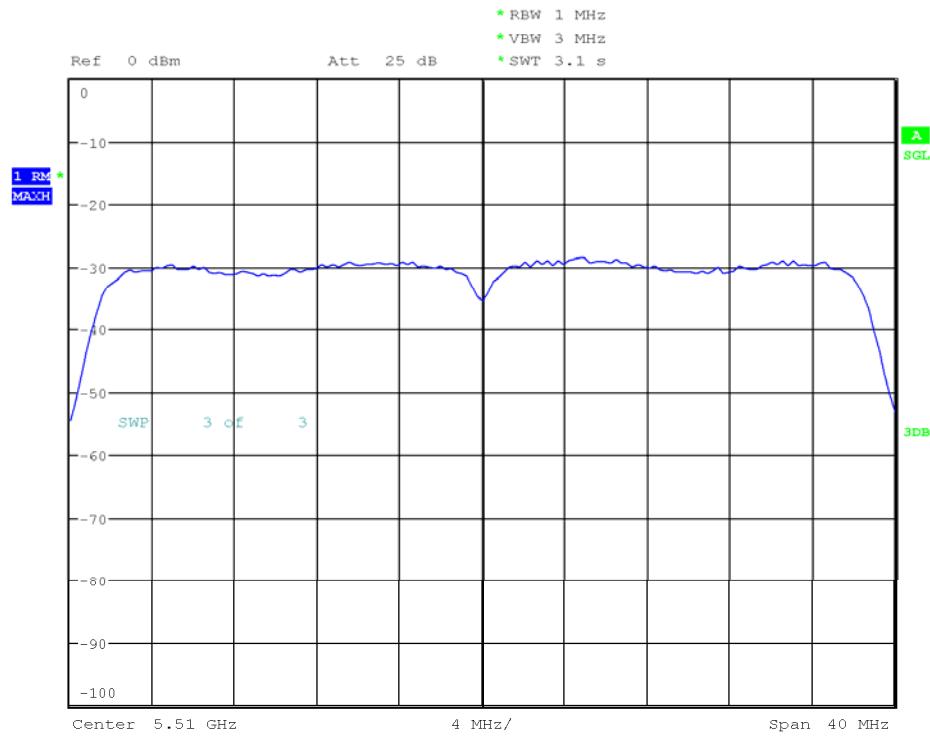
### Ports

Port	Duty Cycle (%)
1	9.899



PSD Connector 1





Date: 21.JUN.2017 22:27:55

## Measurement

Setting	Instrument Value	Target Value
Start Frequency	5.49000 GHz	5.49000 GHz
Stop Frequency	5.53000 GHz	5.53000 GHz
Span	40.000 MHz	40.000 MHz
RBW	1.000 MHz	<= 1.000 MHz
VBW	3.000 MHz	>= 3.000 MHz
SweepPoints	155	~ 80
Sweptime	3.100 s	3.100 s
Reference Level	0.000 dBm	0.000 dBm
Attenuation	25.000 dB	AUTO
Detector	RMS	RMS
SweepCount	3	3
Filter	3 dB	3 dB
Trace Mode	Max Hold	Max Hold
Sweeptype	Sweep	AUTO
Preamp	off	off
Stablemode	Trace	Trace
Stablevalue	0.30 dB	0.30 dB
Run	15 / max. 15	max. 15
Stable	0 / 3	3
Max Stable Difference	0.44 dB	0.30 dB

n-mode| 40MHz| ch159| MCS5

### Power Spectral Density (5795 MHz; 10,000 dBm; 40 MHz)

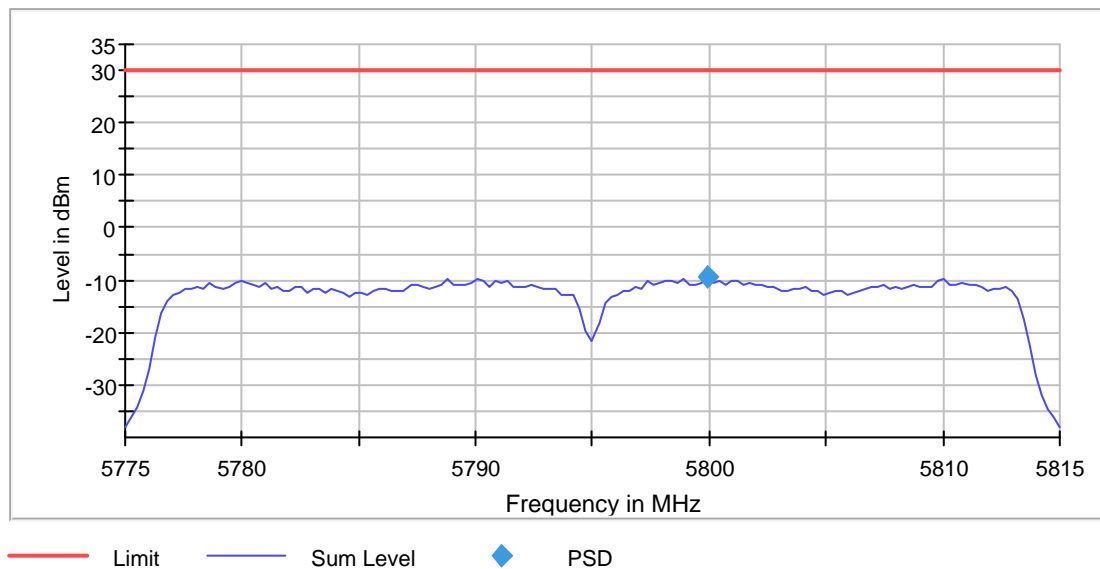
Test according to FCC title 47 part 15 §15.407(e), KDB 789033 D02 General U-NII Test Procedures New Rules v01r03 and ANSI C63.10

### Result

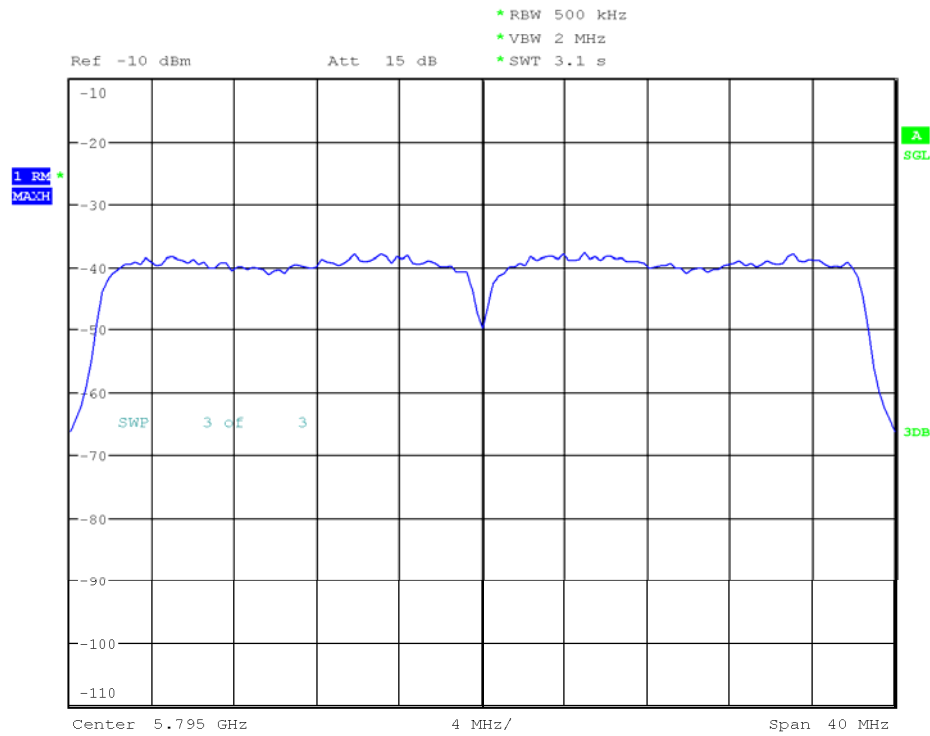
DUT Frequency (MHz)	Frequency (MHz)	PSD (dBm)	Limit Max (dBm)	Result
5795.000000	5799.935065	-9.567	30.0	PASS

### Ports

Port	Duty Cycle (%)
1	3.100



PSD Connector 1



Date: 21.JUN.2017 23:24:36

## Measurement

Setting	Instrument Value	Target Value
Start Frequency	5.77500 GHz	5.77500 GHz
Stop Frequency	5.81500 GHz	5.81500 GHz
Span	40.000 MHz	40.000 MHz
RBW	500.000 kHz	<= 500.000 kHz
VBW	2.000 MHz	>= 1.500 MHz
SweepPoints	155	~ 160
Sweeptime	3.100 s	3.100 s
Reference Level	-10.000 dBm	-10.000 dBm
Attenuation	15.000 dB	AUTO
Detector	RMS	RMS
SweepCount	3	3
Filter	3 dB	3 dB
Trace Mode	Max Hold	Max Hold
Sweeptype	Sweep	AUTO
Preamp	off	off
Stablemode	Trace	Trace
Stablevalue	0.30 dB	0.30 dB
Run	15 / max. 15	max. 15
Stable	0 / 3	3
Max Stable Difference	0.69 dB	0.30 dB

ac-mode| 40MHz| ch046| VHT\_SS1\_MCS6

### Power Spectral Density (5230 MHz; 10,000 dBm; 40 MHz)

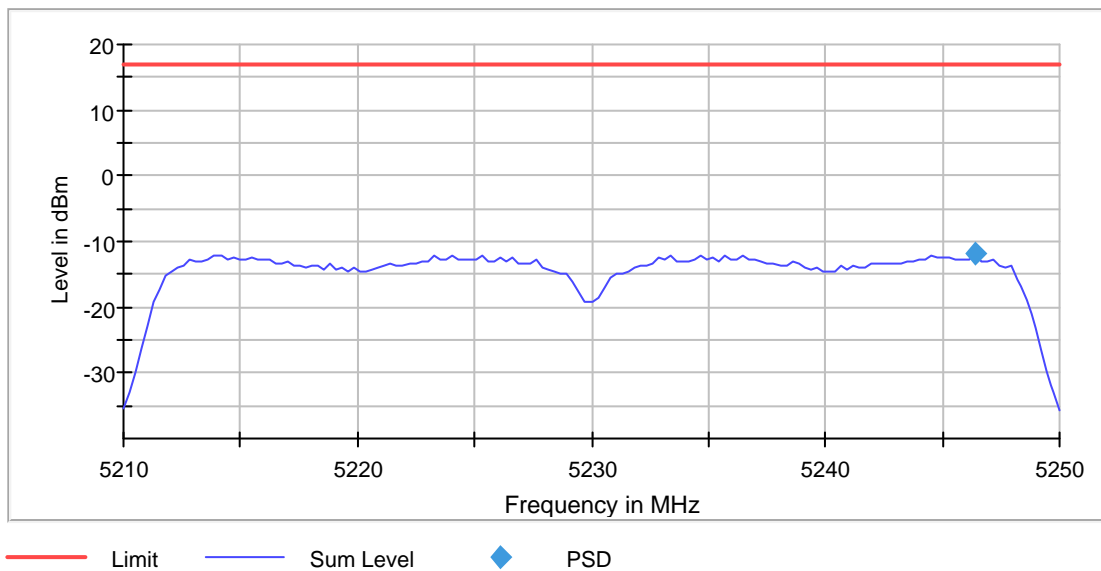
Test according to FCC title 47 part 15 §15.407(e), KDB 789033 D02 General U-NII Test Procedures New Rules v01r03 and ANSI C63.10

### Result

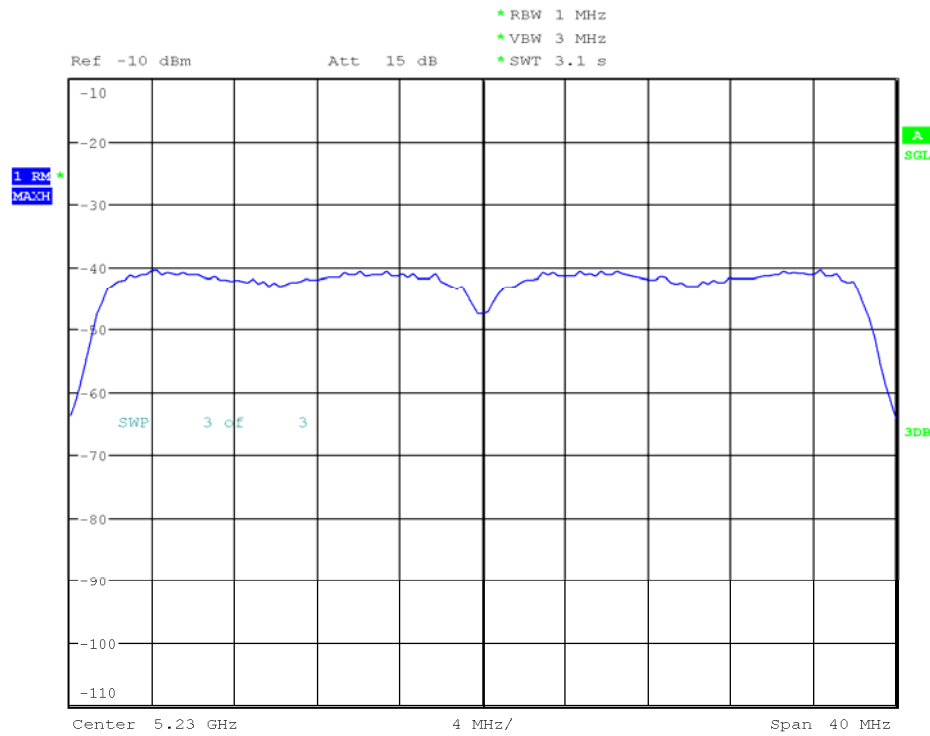
DUT Frequency (MHz)	Frequency (MHz)	PSD (dBm)	Limit Max (dBm)	Result
5230.000000	5246.363636	-11.856	17.0	PASS

### Ports

Port	Duty Cycle (%)
1	2.790



PSD Connector 1



Date: 22.JUN.2017 19:03:23

## Measurement

Setting	Instrument Value	Target Value
Start Frequency	5.21000 GHz	5.21000 GHz
Stop Frequency	5.25000 GHz	5.25000 GHz
Span	40.000 MHz	40.000 MHz
RBW	1.000 MHz	<= 1.000 MHz
VBW	3.000 MHz	>= 3.000 MHz
SweepPoints	155	~ 80
Sweeptime	3.100 s	3.100 s
Reference Level	-10.000 dBm	-10.000 dBm
Attenuation	15.000 dB	AUTO
Detector	RMS	RMS
SweepCount	3	3
Filter	3 dB	3 dB
Trace Mode	Max Hold	Max Hold
Sweeptype	Sweep	AUTO
Preamp	off	off
Stablemode	Trace	Trace
Stablevalue	0.30 dB	0.30 dB
Run	15 / max. 15	max. 15
Stable	1 / 3	3
Max Stable Difference	0.22 dB	0.30 dB

ac-mode| 40MHz| ch062| VHT\_SS1\_MCS6

### Power Spectral Density (5310 MHz; 10,000 dBm; 40 MHz)

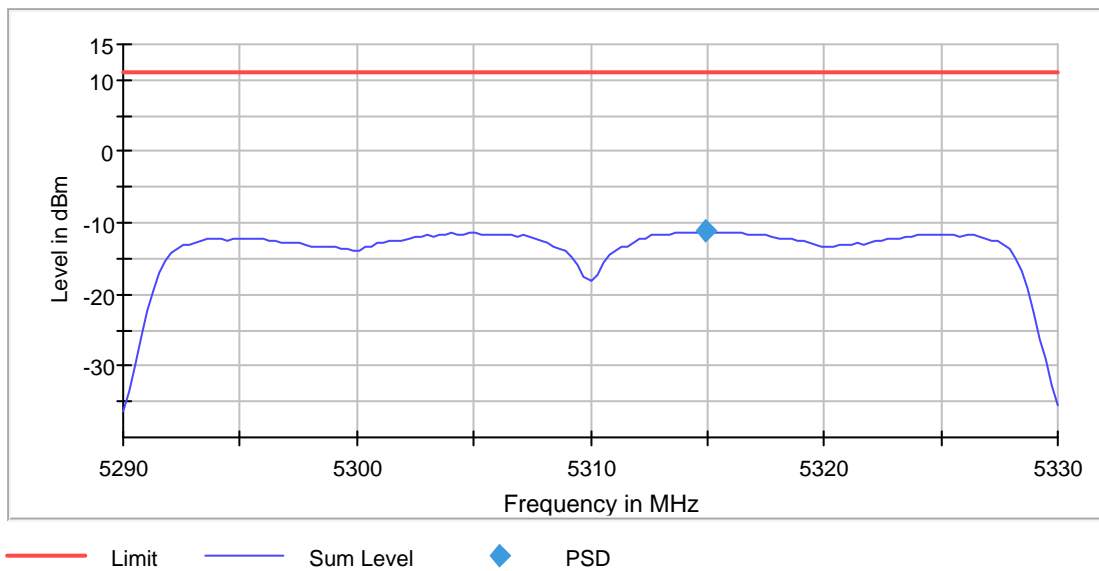
Test according to FCC title 47 part 15 §15.407(e), KDB 789033 D02 General U-NII Test Procedures New Rules v01r03 and ANSI C63.10

### Result

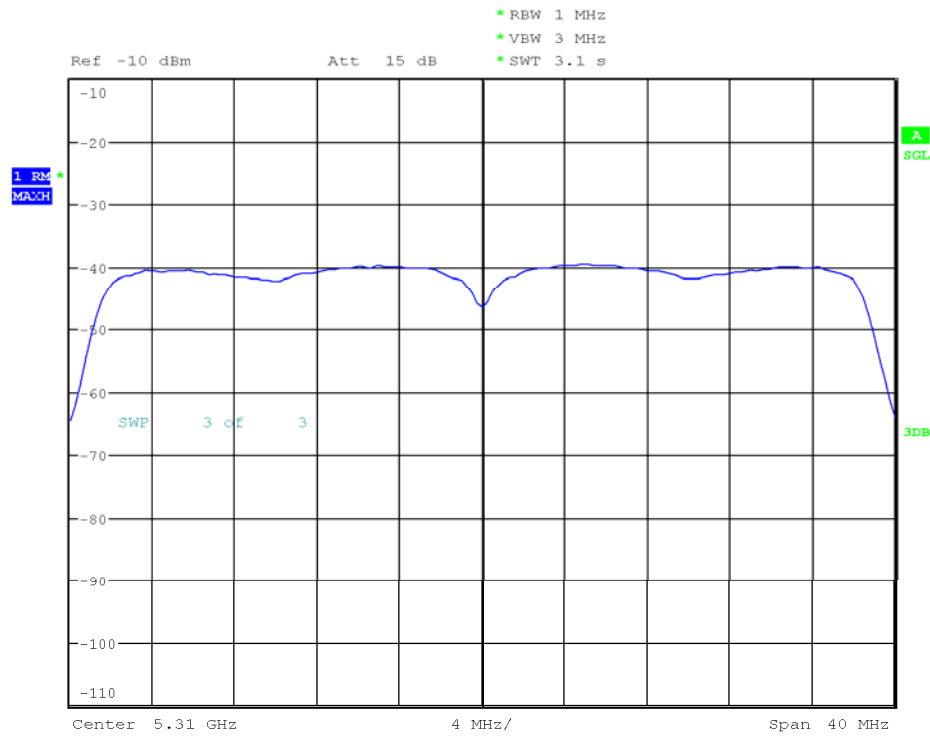
DUT Frequency (MHz)	Frequency (MHz)	PSD (dBm)	Limit Max (dBm)	Result
5310.000000	5314.935065	-11.181	11.0	PASS

### Ports

Port	Duty Cycle (%)
1	2.856



PSD Connector 1



Date: 22.JUN.2017 21:14:31

## Measurement

Setting	Instrument Value	Target Value
Start Frequency	5.29000 GHz	5.29000 GHz
Stop Frequency	5.33000 GHz	5.33000 GHz
Span	40.000 MHz	40.000 MHz
RBW	1.000 MHz	<= 1.000 MHz
VBW	3.000 MHz	>= 3.000 MHz
SweepPoints	155	~ 80
Sweptime	3.100 s	3.100 s
Reference Level	-10.000 dBm	-10.000 dBm
Attenuation	15.000 dB	AUTO
Detector	RMS	RMS
SweepCount	3	3
Filter	3 dB	3 dB
Trace Mode	Max Hold	Max Hold
Sweeptype	Sweep	AUTO
Preamp	off	off
Stablemode	Trace	Trace
Stablevalue	0.30 dB	0.30 dB
Run	8 / max. 15	max. 15
Stable	3 / 3	3
Max Stable Difference	0.10 dB	0.30 dB

ac-mode| 40MHz| ch134| VHT\_SS1\_MCS6

### Power Spectral Density (5670 MHz; 10,000 dBm; 40 MHz)

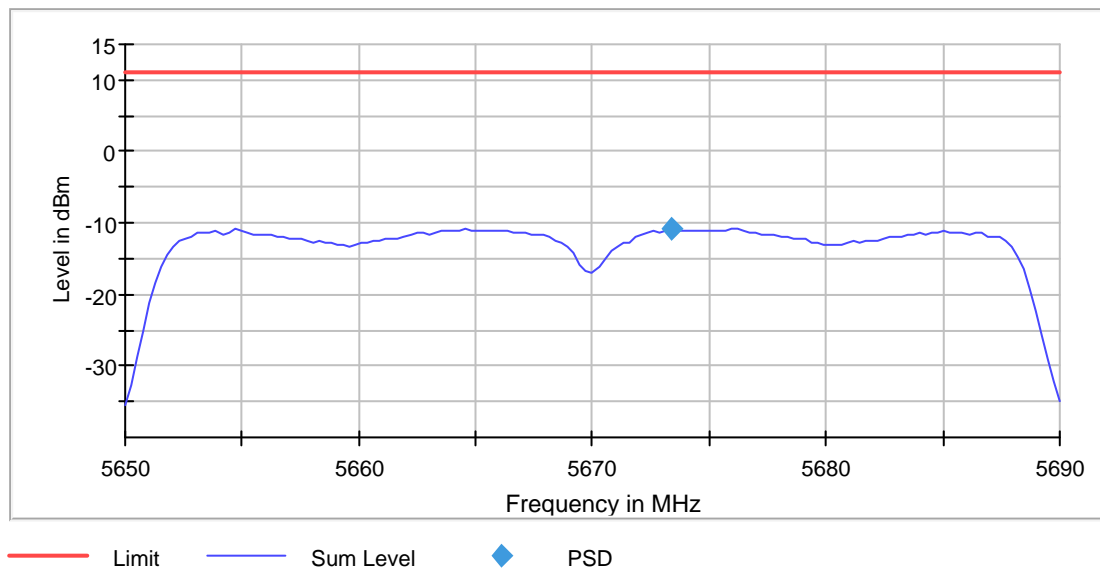
Test according to FCC title 47 part 15 §15.407(e), KDB 789033 D02 General U-NII Test Procedures New Rules v01r03 and ANSI C63.10

### Result

DUT Frequency (MHz)	Frequency (MHz)	PSD (dBm)	Limit Max (dBm)	Result
5670.000000	5673.376623	-10.824	11.0	PASS

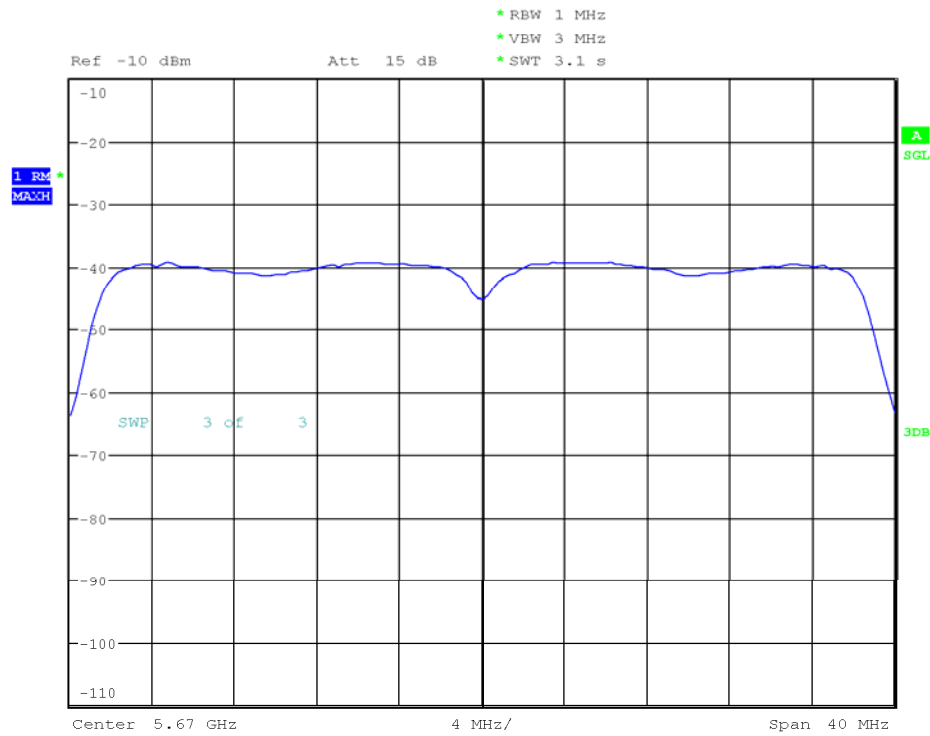
### Ports

Port	Duty Cycle (%)
1	2.855



PSD Connector 1





Date: 22.JUN.2017 20:14:51

## Measurement

Setting	Instrument Value	Target Value
Start Frequency	5.65000 GHz	5.65000 GHz
Stop Frequency	5.69000 GHz	5.69000 GHz
Span	40.000 MHz	40.000 MHz
RBW	1.000 MHz	<= 1.000 MHz
VBW	3.000 MHz	>= 3.000 MHz
SweepPoints	155	~ 80
Sweptime	3.100 s	3.100 s
Reference Level	-10.000 dBm	-10.000 dBm
Attenuation	15.000 dB	AUTO
Detector	RMS	RMS
SweepCount	3	3
Filter	3 dB	3 dB
Trace Mode	Max Hold	Max Hold
Sweeptype	Sweep	AUTO
Preamp	off	off
Stablemode	Trace	Trace
Stablevalue	0.30 dB	0.30 dB
Run	5 / max. 15	max. 15
Stable	3 / 3	3
Max Stable Difference	0.14 dB	0.30 dB

ac-mode| 40MHz| ch159| VHT\_SS1\_MCS6

### Power Spectral Density (5795 MHz; 10,000 dBm; 40 MHz)

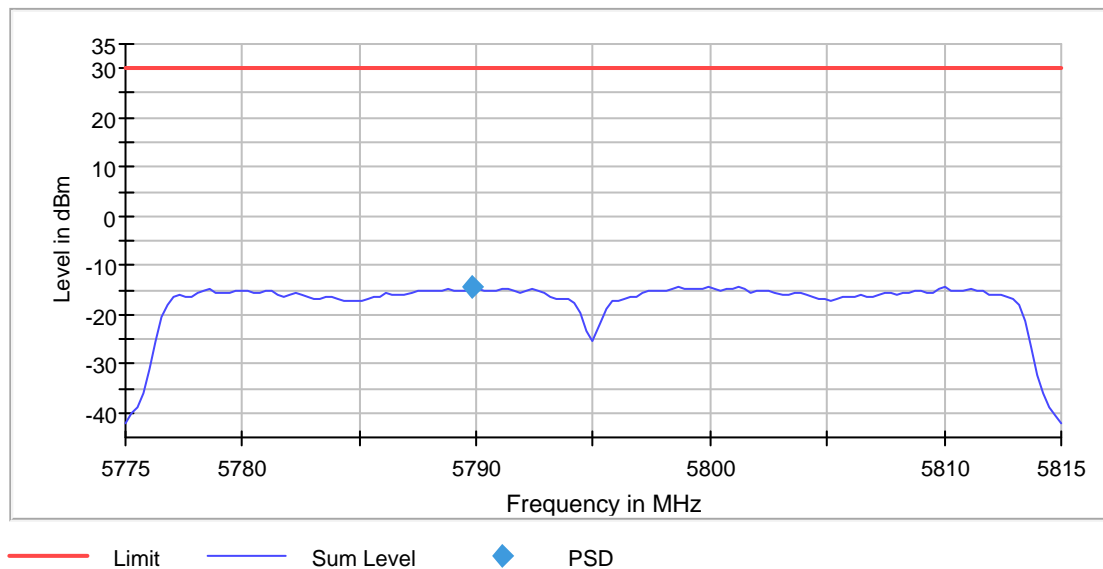
Test according to FCC title 47 part 15 §15.407(e), KDB 789033 D02 General U-NII Test Procedures New Rules v01r03 and ANSI C63.10

### Result

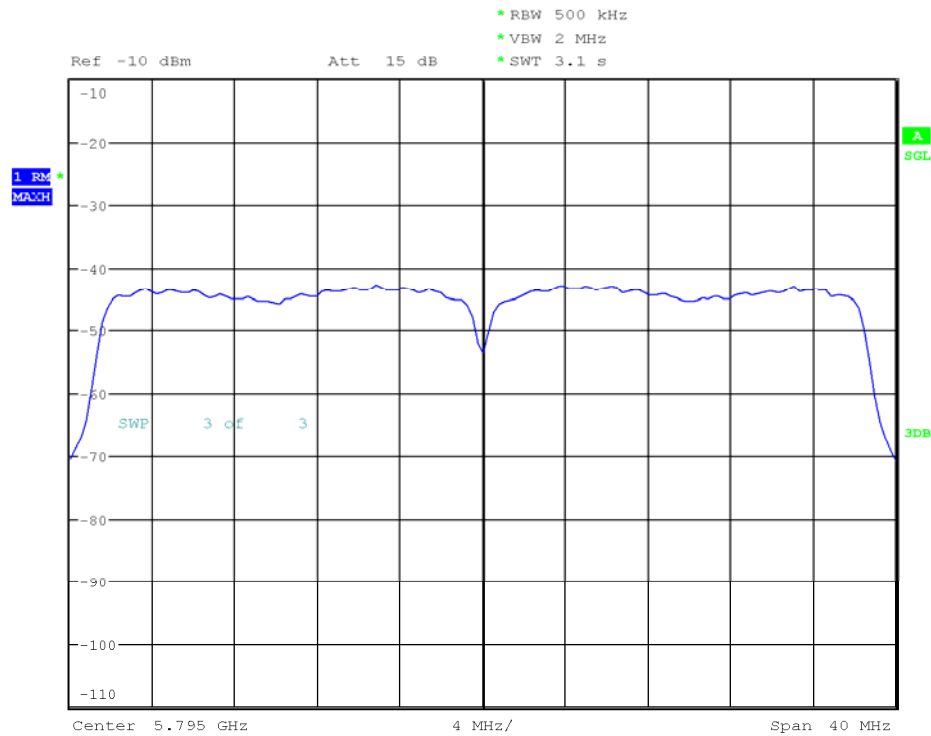
DUT Frequency (MHz)	Frequency (MHz)	PSD (dBm)	Limit Max (dBm)	Result
5795.000000	5789.805195	-14.403	30.0	PASS

### Ports

Port	Duty Cycle (%)
1	2.857



PSD Connector 1



Date: 22.JUN.2017 22:20:30

## Measurement

Setting	Instrument Value	Target Value
Start Frequency	5.77500 GHz	5.77500 GHz
Stop Frequency	5.81500 GHz	5.81500 GHz
Span	40.000 MHz	40.000 MHz
RBW	500.000 kHz	<= 500.000 kHz
VBW	2.000 MHz	>= 1.500 MHz
SweepPoints	155	~ 160
Sweptime	3.100 s	3.100 s
Reference Level	-10.000 dBm	-10.000 dBm
Attenuation	15.000 dB	AUTO
Detector	RMS	RMS
SweepCount	3	3
Filter	3 dB	3 dB
Trace Mode	Max Hold	Max Hold
Sweeptype	Sweep	AUTO
Preamp	off	off
Stablemode	Trace	Trace
Stablevalue	0.30 dB	0.30 dB
Run	8 / max. 15	max. 15
Stable	3 / 3	3
Max Stable Difference	0.19 dB	0.30 dB

ac-mode| 80MHz| ch042| VHT\_SS1\_MCS0

### Power Spectral Density (5210 MHz; 9,000 dBm; 80 MHz)

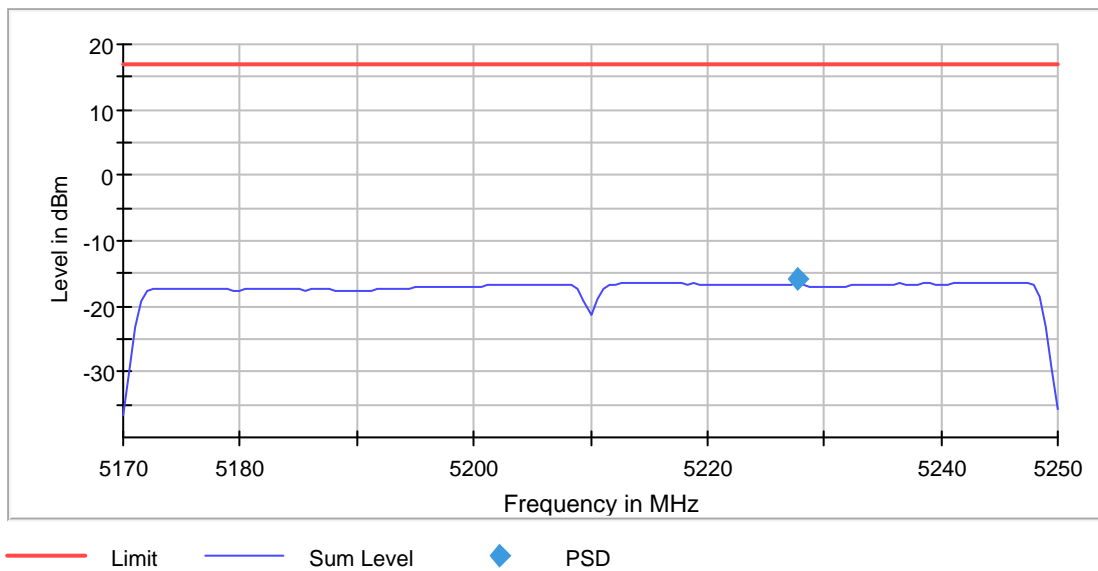
Test according to FCC title 47 part 15 §15.407(e), KDB 789033 D02 General U-NII Test Procedures New Rules v01r03 and ANSI C63.10

### Result

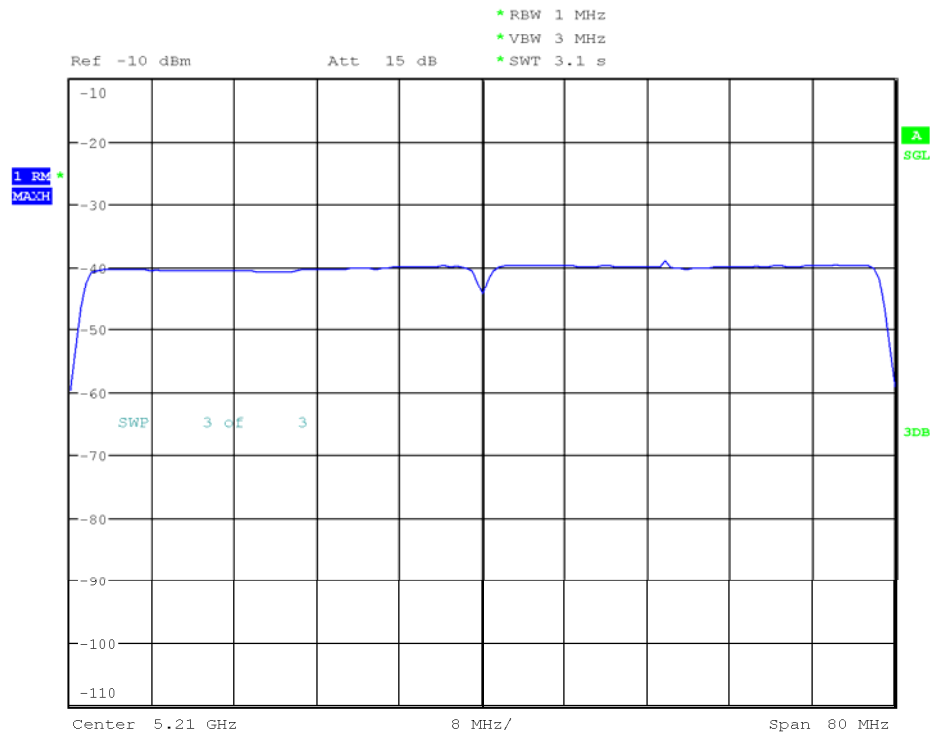
DUT Frequency (MHz)	Frequency (MHz)	PSD (dBm)	Limit Max (dBm)	Result
5210.000000	5227.662338	-15.769	17.0	PASS

### Ports

Port	Duty Cycle (%)
1	9.227



PSD Connector 1



Date: 22.JUN.2017 00:18:09

## Measurement

Setting	Instrument Value	Target Value
Start Frequency	5.17000 GHz	5.17000 GHz
Stop Frequency	5.25000 GHz	5.25000 GHz
Span	80.000 MHz	80.000 MHz
RBW	1.000 MHz	<= 1.000 MHz
VBW	3.000 MHz	>= 3.000 MHz
SweepPoints	155	~ 160
Sweptime	3.100 s	3.100 s
Reference Level	-10.000 dBm	-10.000 dBm
Attenuation	15.000 dB	AUTO
Detector	RMS	RMS
SweepCount	3	3
Filter	3 dB	3 dB
Trace Mode	Max Hold	Max Hold
SweepType	Sweep	AUTO
Preamp	off	off
Stablemode	Trace	Trace
Stablevalue	0.30 dB	0.30 dB
Run	5 / max. 15	max. 15
Stable	3 / 3	3
Max Stable Difference	0.10 dB	0.30 dB

ac-mode| 80MHz| ch058| VHT\_SS1\_MCS0

### Power Spectral Density (5290 MHz; 9,000 dBm; 80 MHz)

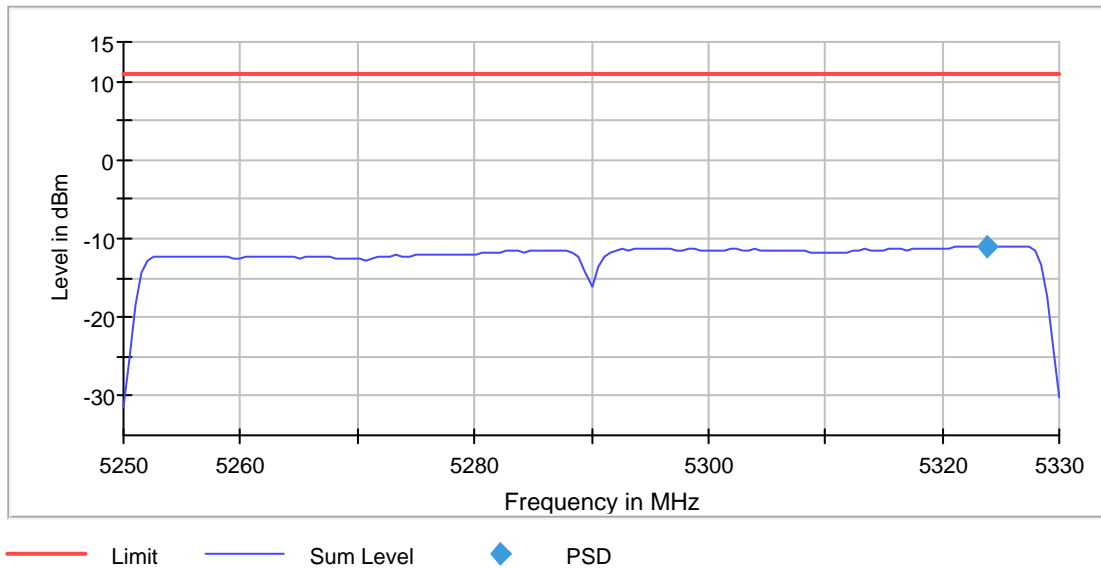
Test according to FCC title 47 part 15 §15.407(e), KDB 789033 D02 General U-NII Test Procedures New Rules v01r03 and ANSI C63.10

### Result

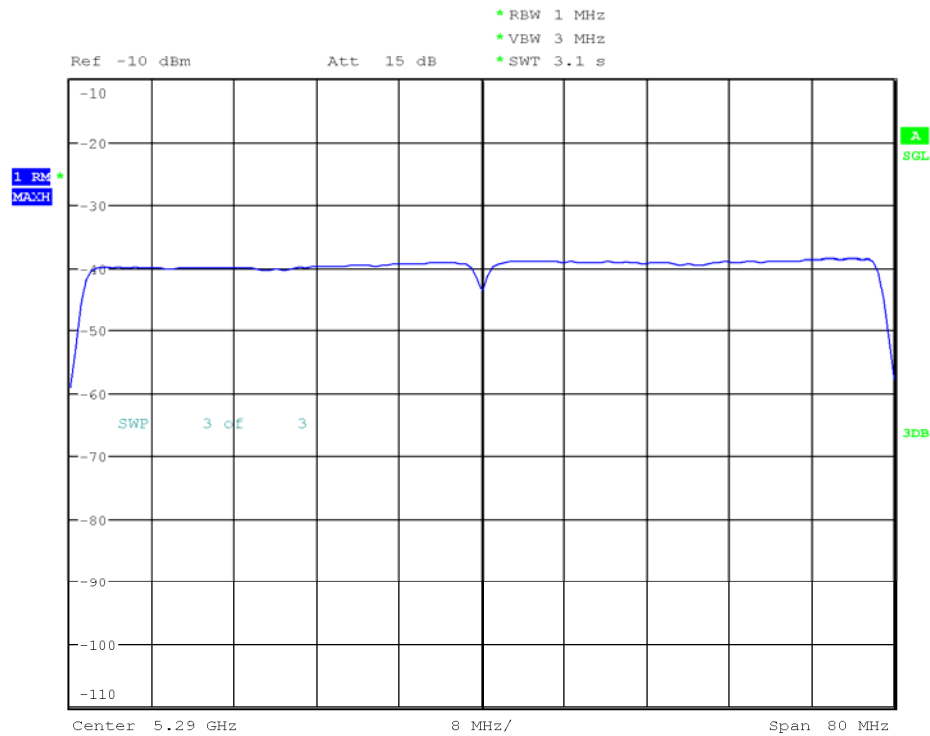
DUT Frequency (MHz)	Frequency (MHz)	PSD (dBm)	Limit Max (dBm)	Result
5290.000000	5323.766234	-10.970	11.0	PASS

### Ports

Port	Duty Cycle (%)
1	9.226



PSD Connector 1



Date: 5.JUL.2017 16:18:34

## Measurement

Setting	Instrument Value	Target Value
Start Frequency	5.25000 GHz	5.25000 GHz
Stop Frequency	5.33000 GHz	5.33000 GHz
Span	80.000 MHz	80.000 MHz
RBW	1.000 MHz	<= 1.000 MHz
VBW	3.000 MHz	>= 3.000 MHz
SweepPoints	155	~ 160
Sweeptime	3.100 s	3.100 s
Reference Level	-10.000 dBm	-10.000 dBm
Attenuation	15.000 dB	AUTO
Detector	RMS	RMS
SweepCount	3	3
Filter	3 dB	3 dB
Trace Mode	Max Hold	Max Hold
Sweeptype	Sweep	AUTO
Preamp	off	off
Stablemode	Trace	Trace
Stablevalue	0.30 dB	0.30 dB
Run	4 / max. 15	max. 15
Stable	3 / 3	3
Max Stable Difference	0.05 dB	0.30 dB

ac-mode| 80MHz| ch122| VHT\_SS1\_MCS0

### Power Spectral Density (5610 MHz; 9,000 dBm; 80 MHz)

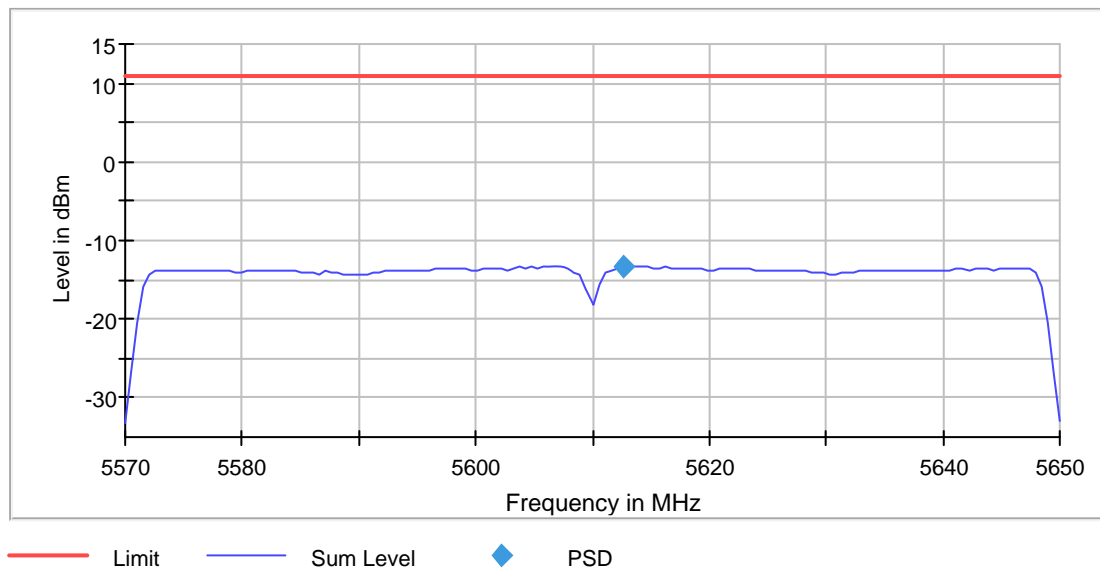
Test according to FCC title 47 part 15 §15.407(e), KDB 789033 D02 General U-NII Test Procedures New Rules v01r03 and ANSI C63.10

### Result

DUT Frequency (MHz)	Frequency (MHz)	PSD (dBm)	Limit Max (dBm)	Result
5610.000000	5612.597403	-13.333	11.0	PASS

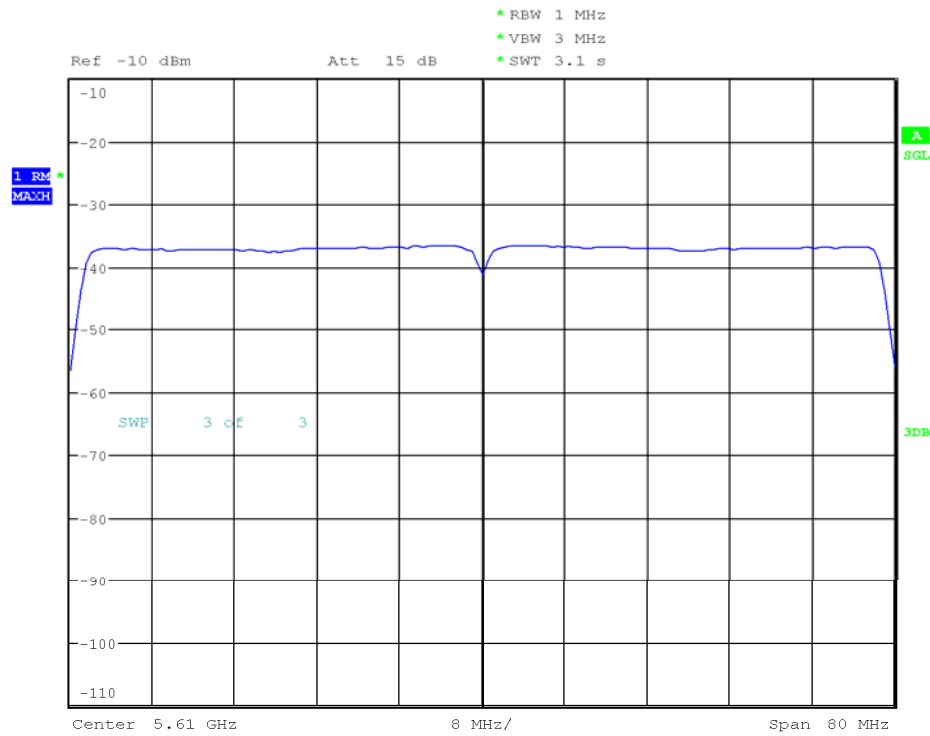
### Ports

Port	Duty Cycle (%)
1	9.226



PSD Connector 1





Date: 22.JUN.2017 08:43:22

## Measurement

Setting	Instrument Value	Target Value
Start Frequency	5.57000 GHz	5.57000 GHz
Stop Frequency	5.65000 GHz	5.65000 GHz
Span	80.000 MHz	80.000 MHz
RBW	1.000 MHz	<= 1.000 MHz
VBW	3.000 MHz	>= 3.000 MHz
SweepPoints	155	~ 160
Sweeptime	3.100 s	3.100 s
Reference Level	-10.000 dBm	-10.000 dBm
Attenuation	15.000 dB	AUTO
Detector	RMS	RMS
SweepCount	3	3
Filter	3 dB	3 dB
Trace Mode	Max Hold	Max Hold
Sweeptype	Sweep	AUTO
Preamp	off	off
Stablemode	Trace	Trace
Stablevalue	0.30 dB	0.30 dB
Run	13 / max. 15	max. 15
Stable	3 / 3	3
Max Stable Difference	0.01 dB	0.30 dB

ac-mode| 80MHz| ch155| VHT\_SS1\_MCS0

## Power Spectral Density (5775 MHz; 9,000 dBm; 80 MHz)

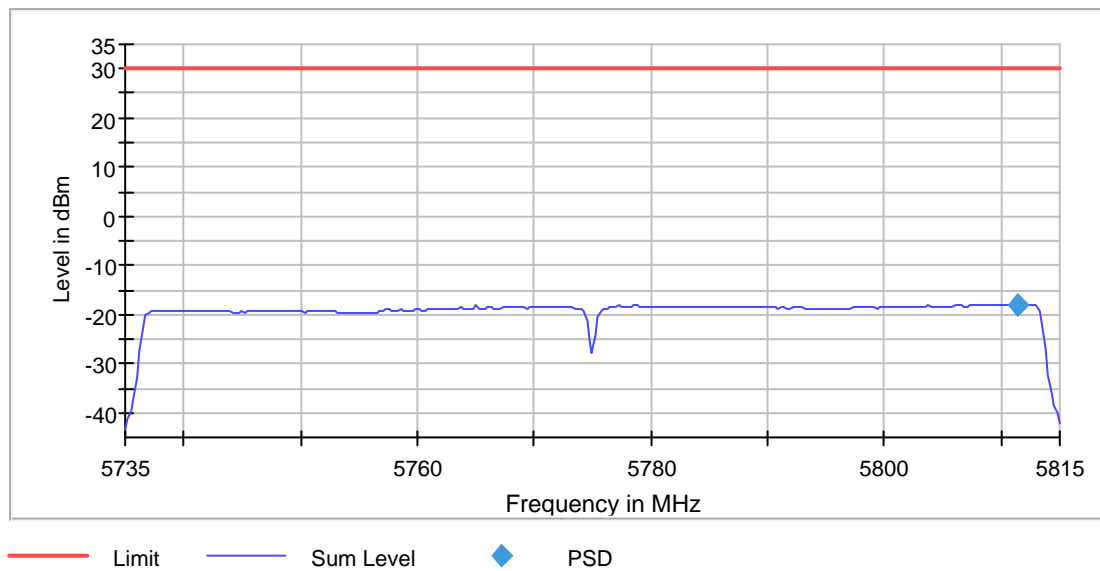
Test according to FCC title 47 part 15 §15.407(e), KDB 789033 D02 General U-NII Test Procedures New Rules v01r03 and ANSI C63.10

### Result

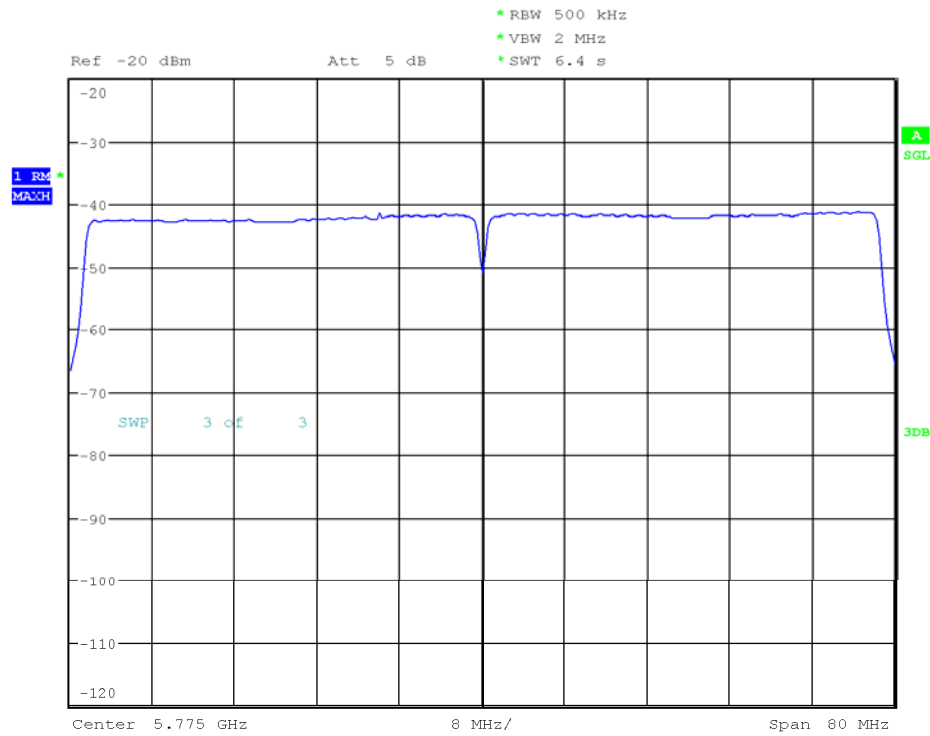
DUT Frequency (MHz)	Frequency (MHz)	PSD (dBm)	Limit Max (dBm)	Result
5775.000000	5811.410256	-17.906	30.0	PASS

### Ports

Port	Duty Cycle (%)
1	9.227



PSD Connector 1

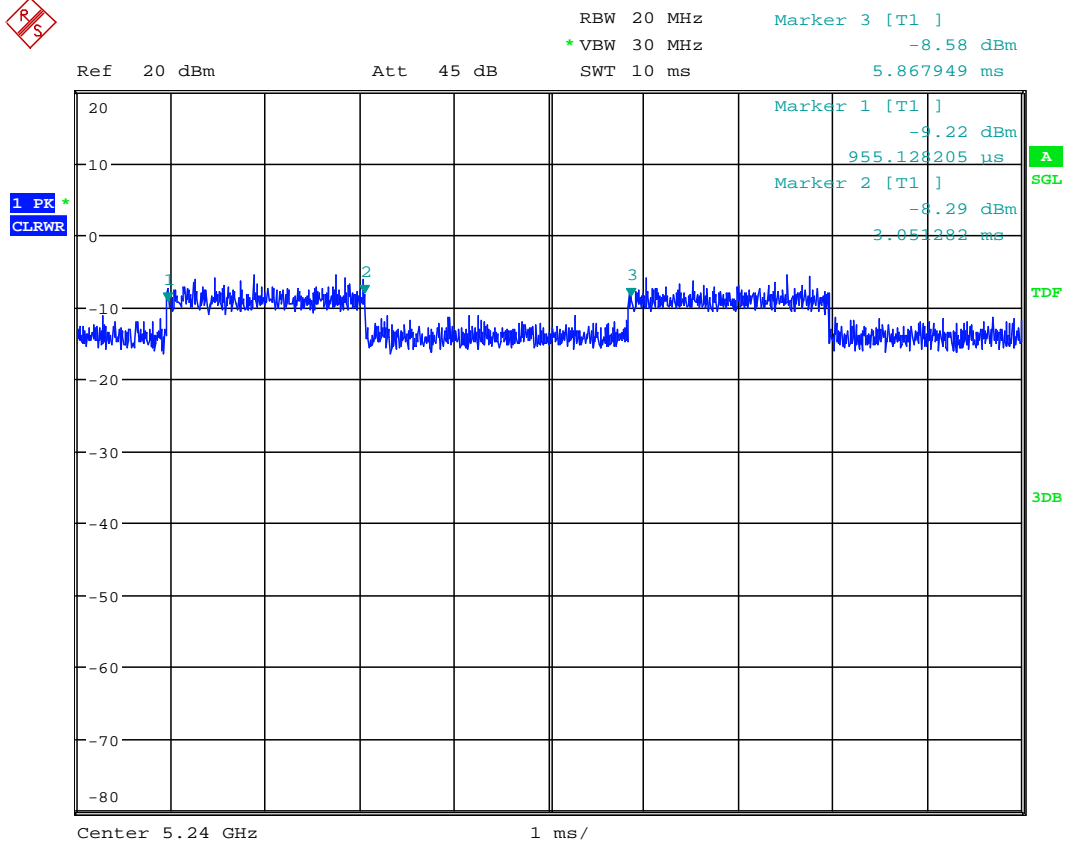


Date: 22.JUN.2017 15:25:30

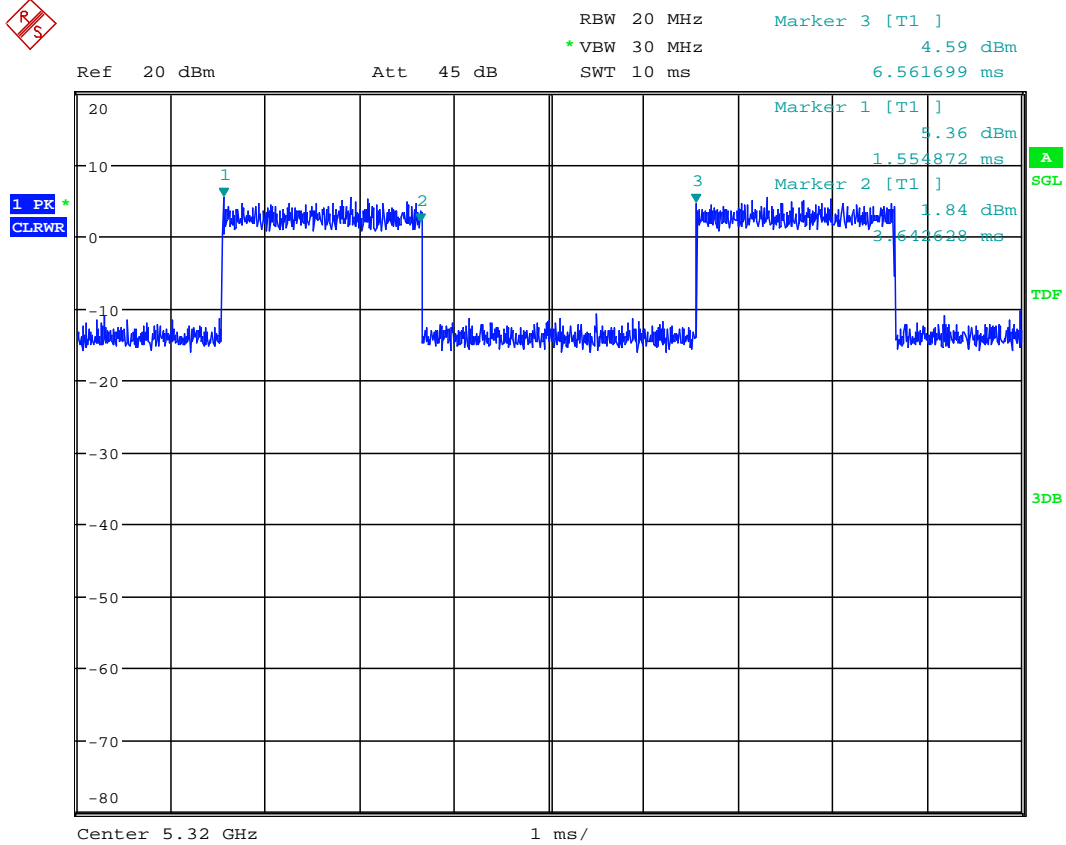
## Measurement

Setting	Instrument Value	Target Value
Start Frequency	5.73500 GHz	5.73500 GHz
Stop Frequency	5.81500 GHz	5.81500 GHz
Span	80.000 MHz	80.000 MHz
RBW	500.000 kHz	<= 500.000 kHz
VBW	2.000 MHz	>= 1.500 MHz
SweepPoints	313	~ 320
Sweptime	6.400 s	6.260 s
Reference Level	-20.000 dBm	-20.000 dBm
Attenuation	5.000 dB	AUTO
Detector	RMS	RMS
SweepCount	3	3
Filter	3 dB	3 dB
Trace Mode	Max Hold	Max Hold
Sweeptype	Sweep	AUTO
Preamp	off	off
Stablemode	Trace	Trace
Stablevalue	0.30 dB	0.30 dB
Run	7 / max. 15	max. 15
Stable	3 / 3	3
Max Stable Difference	0.04 dB	0.30 dB

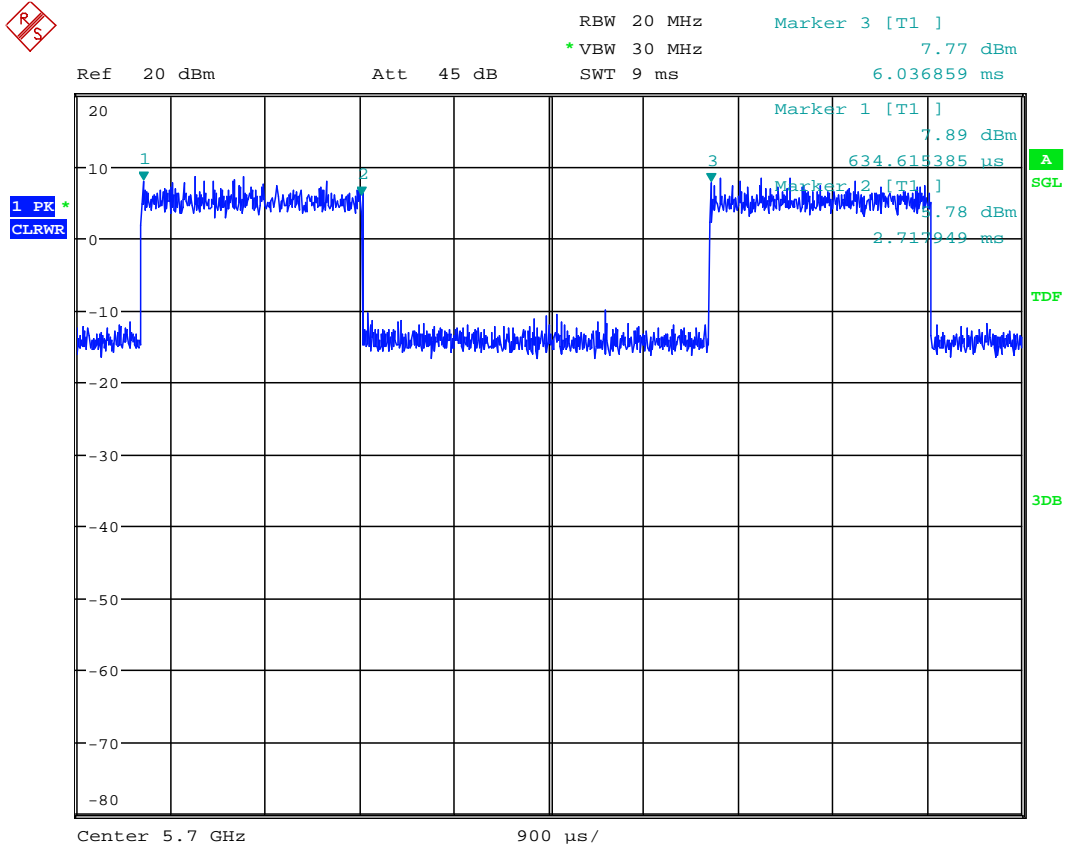
### 1.5. Duty Cycle Measurements



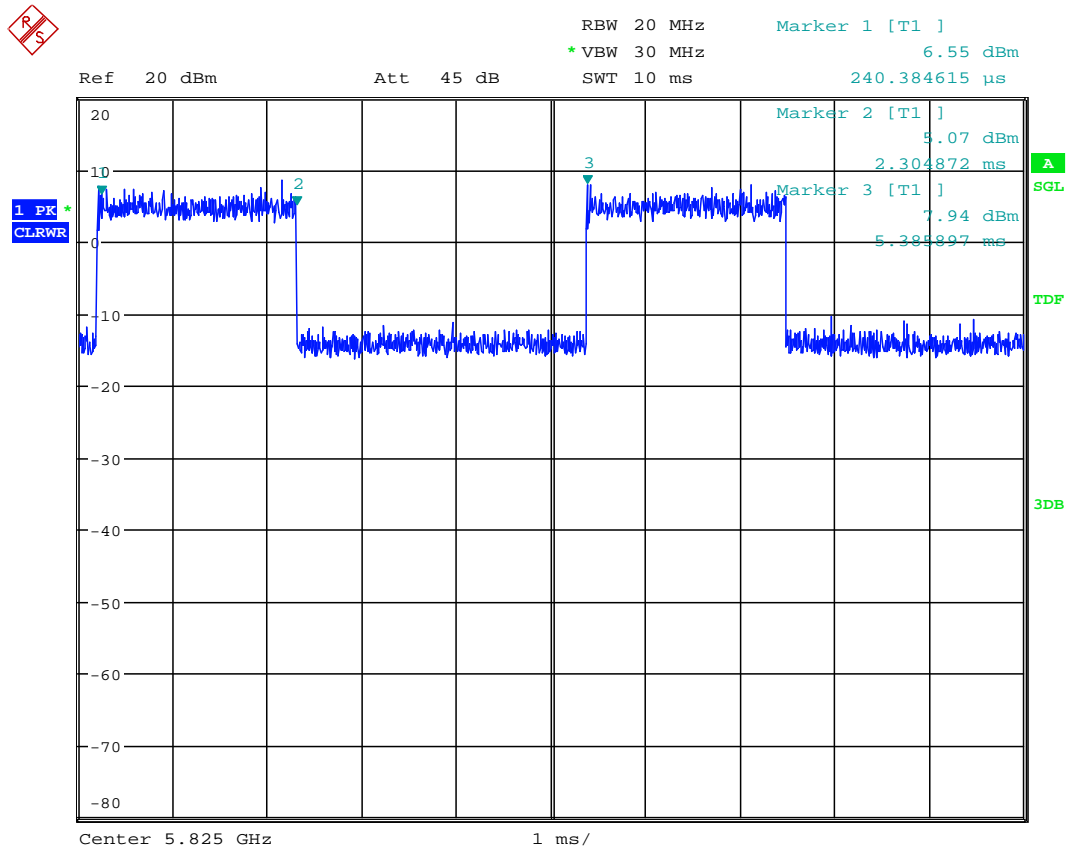
Plot 1: 11a 20MHz | 6 Mbit|48



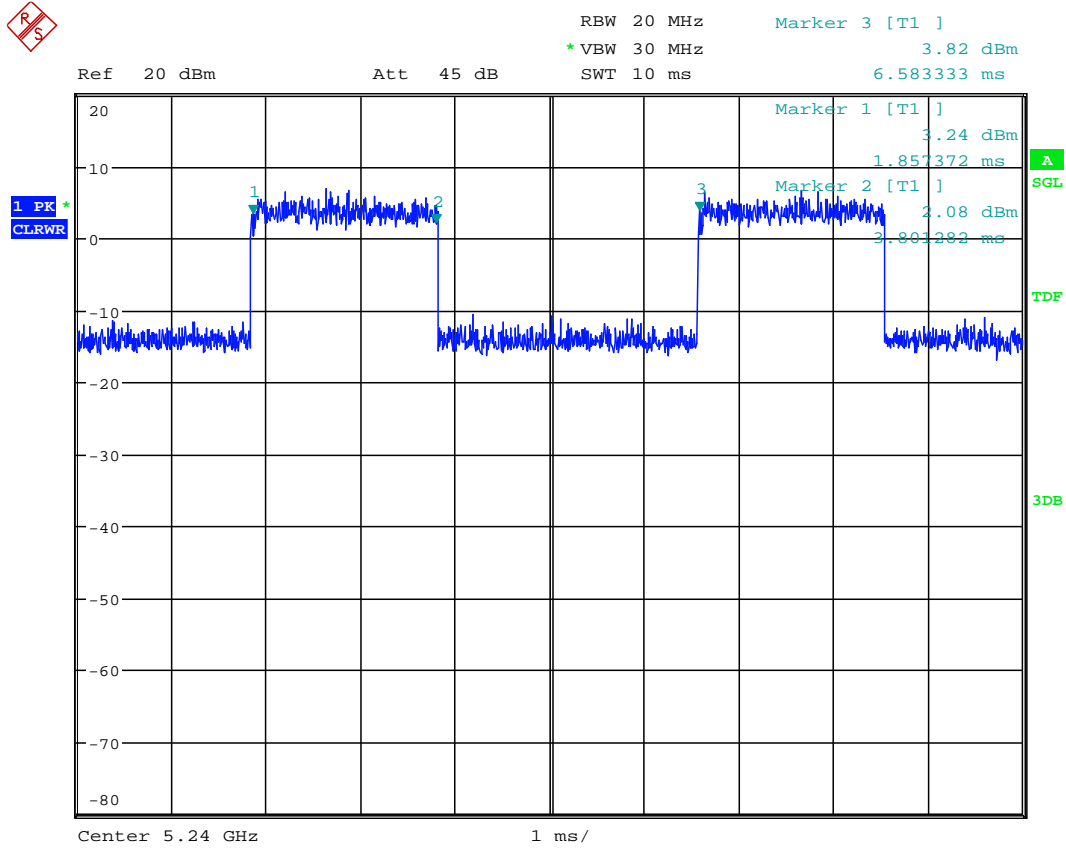
Plot 2: 11a 20MHz | 6 Mbit|64



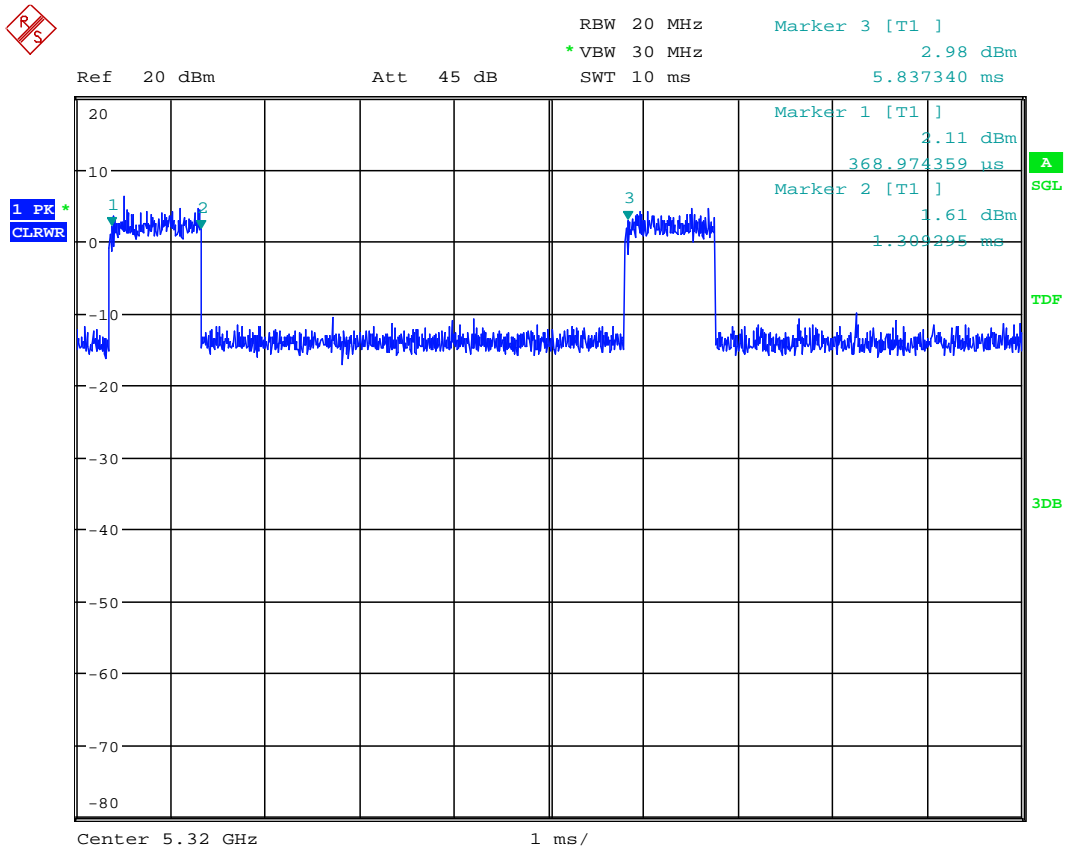
Plot 3: 11a 20MHz | 6 Mbit|140



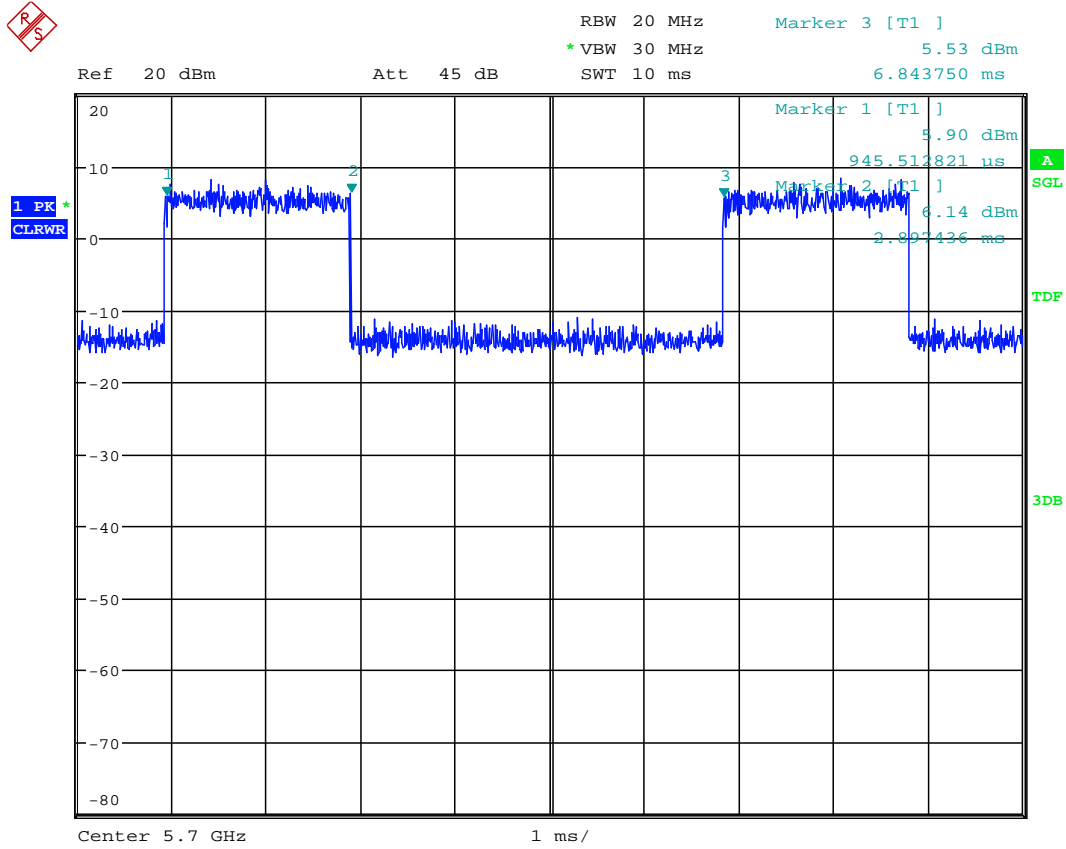
Plot 4: 11a 20MHz | 6 Mbit|165



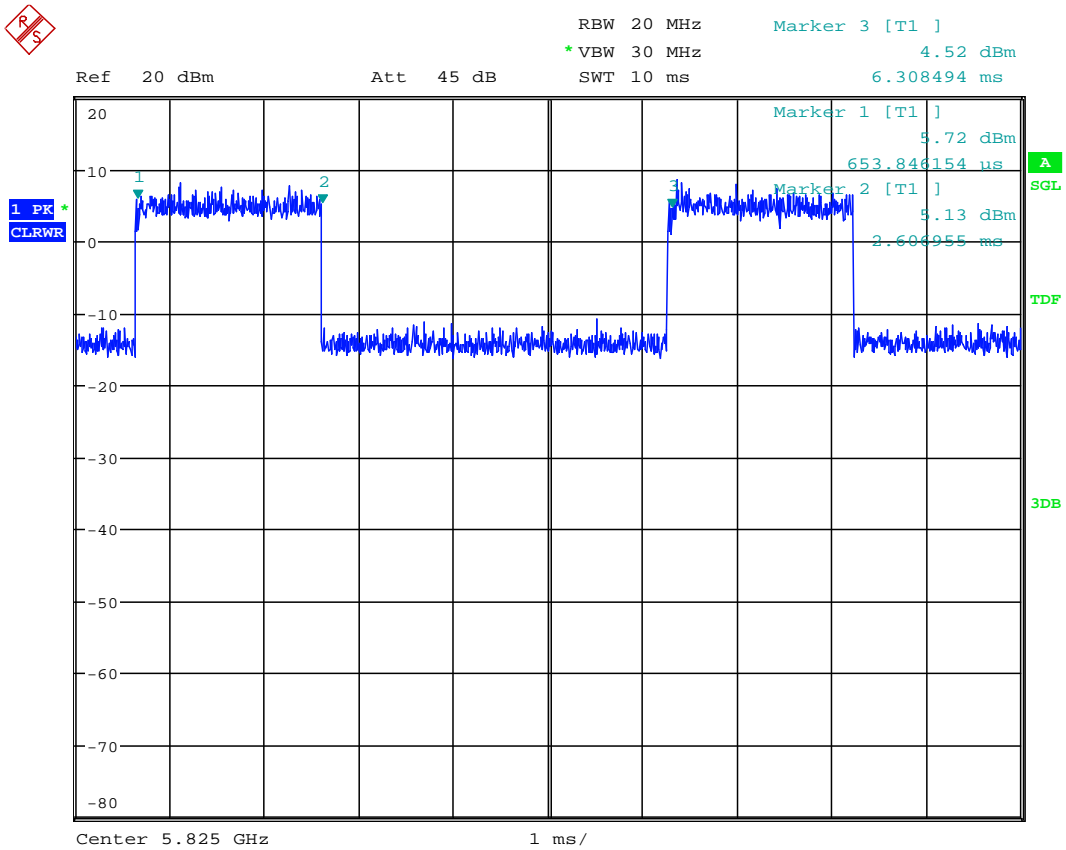
11n 20MHz | MCS 0/48



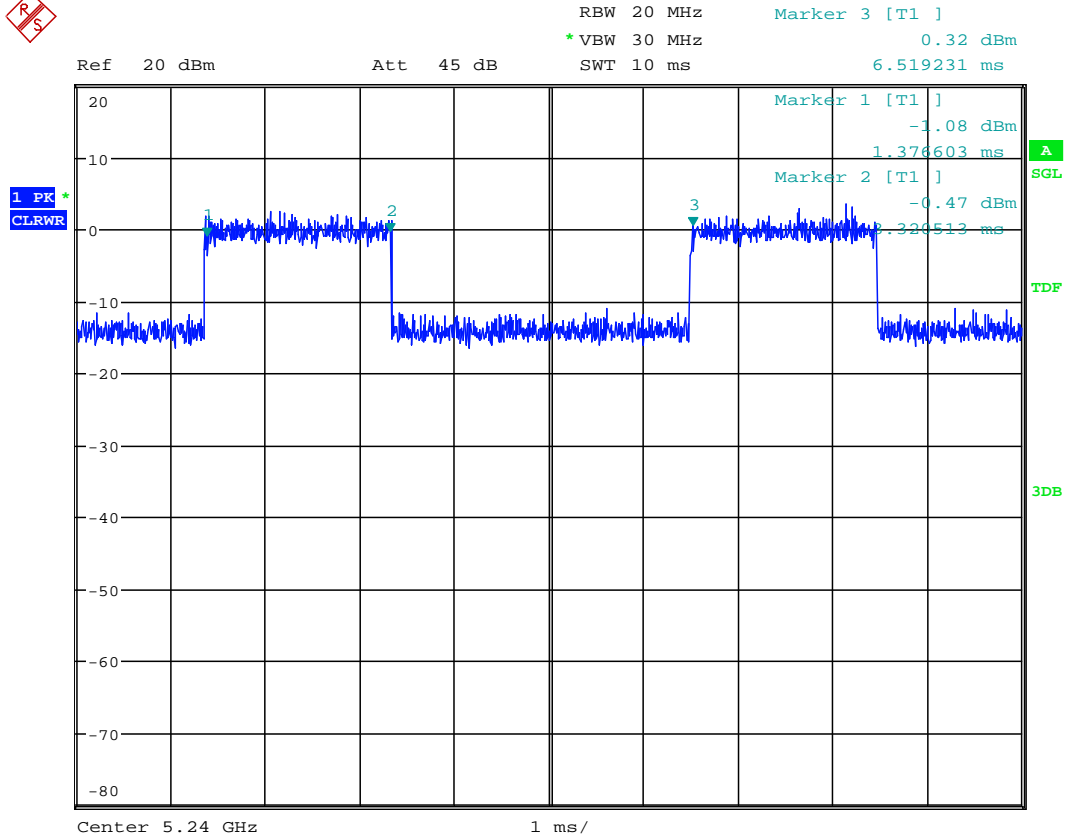
11n 20MHz | MCS 0/64



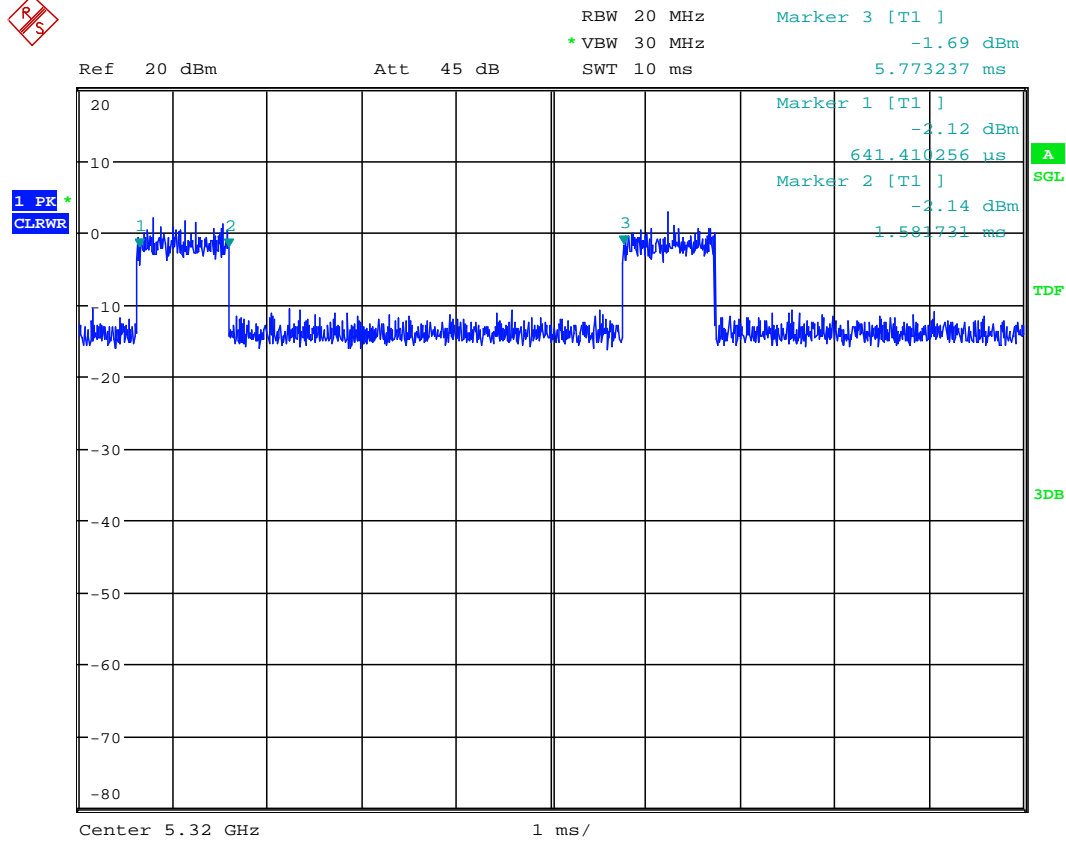
11n 20MHz | MCS 0|140



11n 20MHz | MCS 0|165

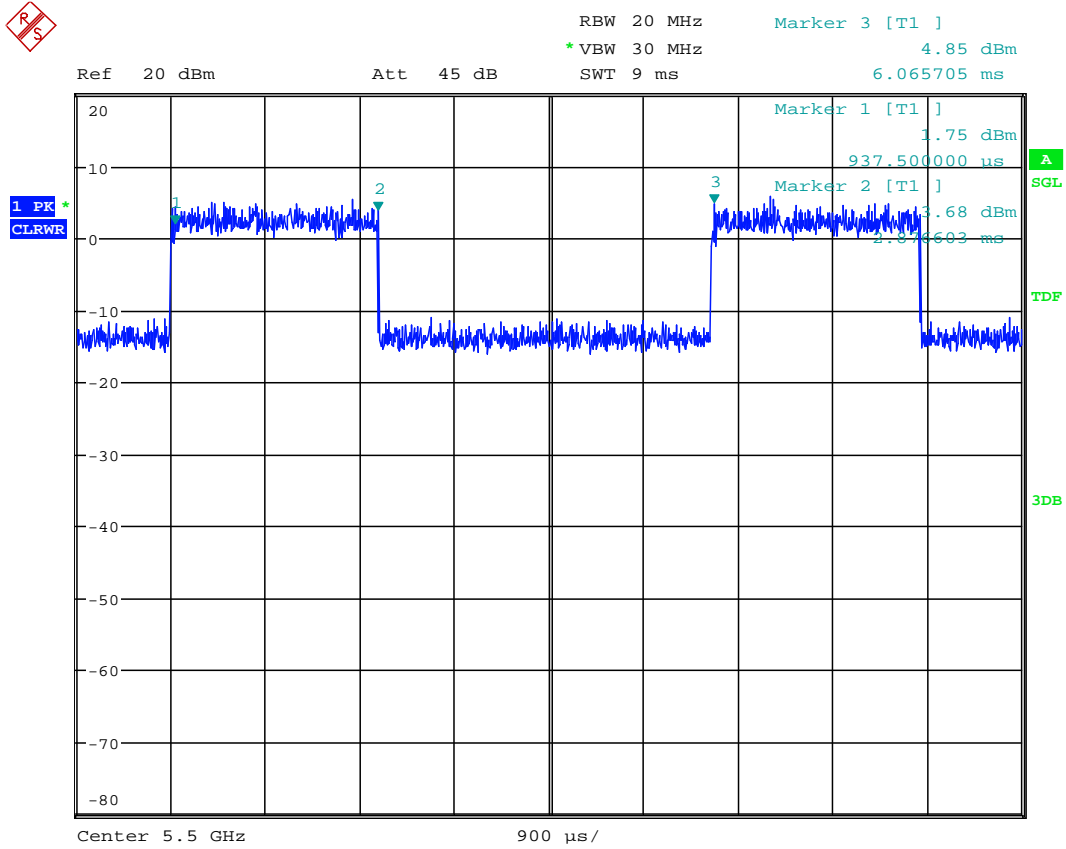


11ac 20MHz | VHT\_SS1\_MCS0|48

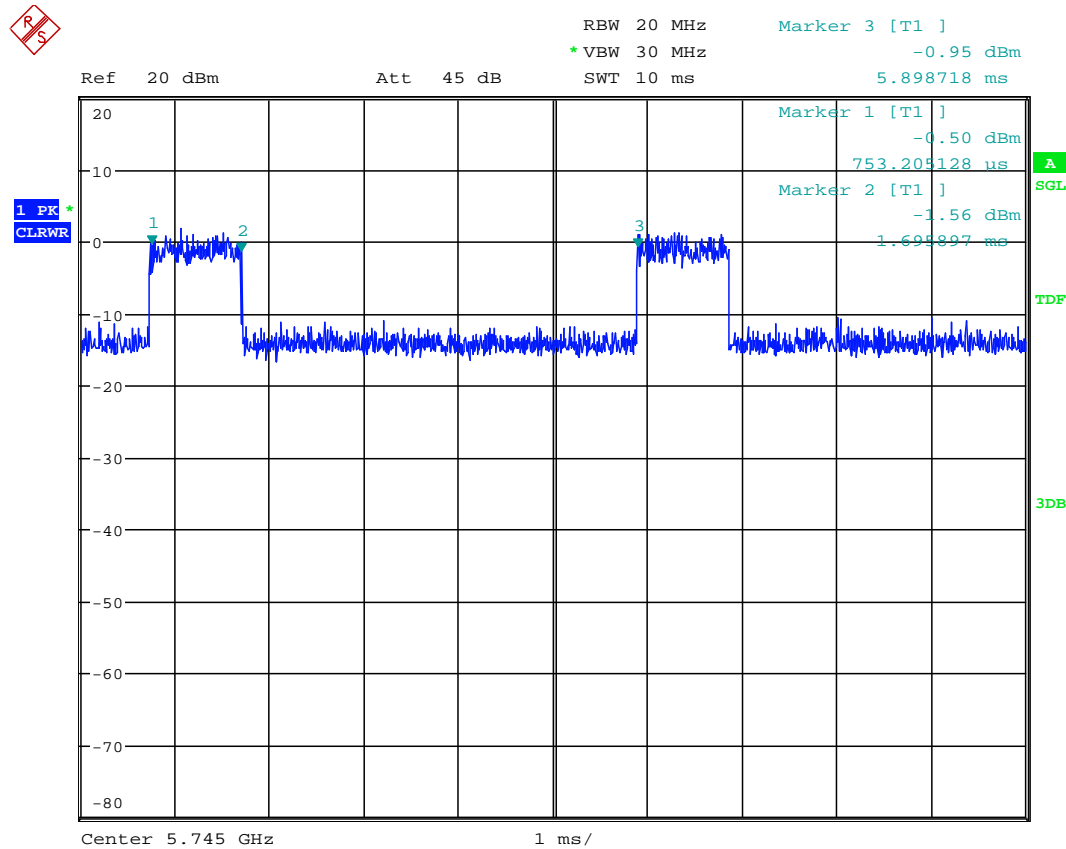


11ac 20MHz | VHT\_SS1\_MCS0|64

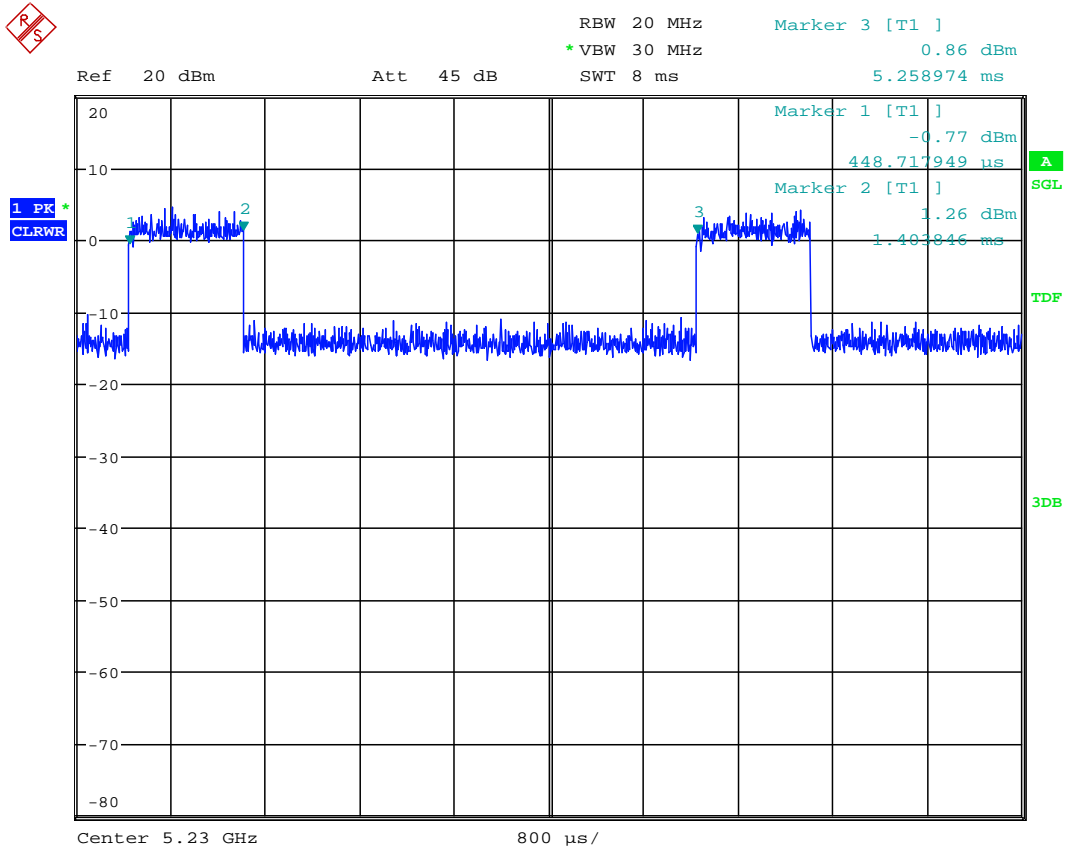




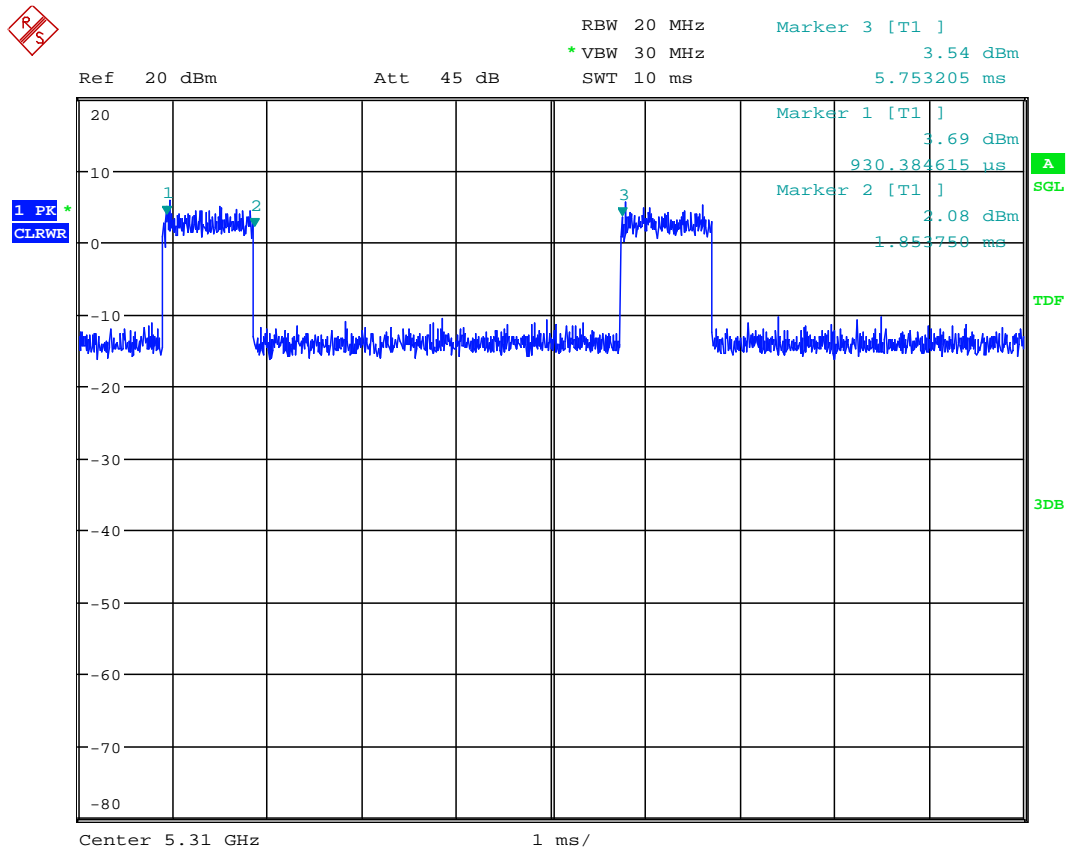
11ac 20MHz | VHT\_SS1\_MCS0|100



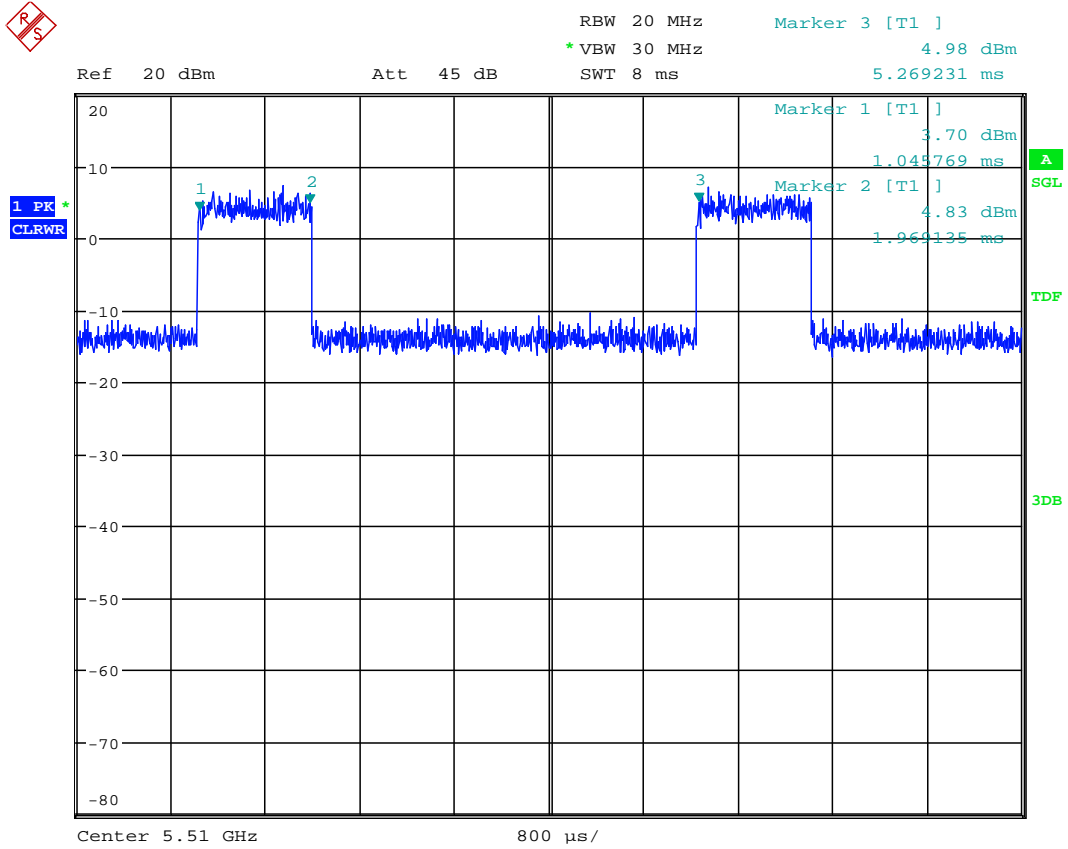
11ac 20MHz | VHT\_SS1\_MCS0|149



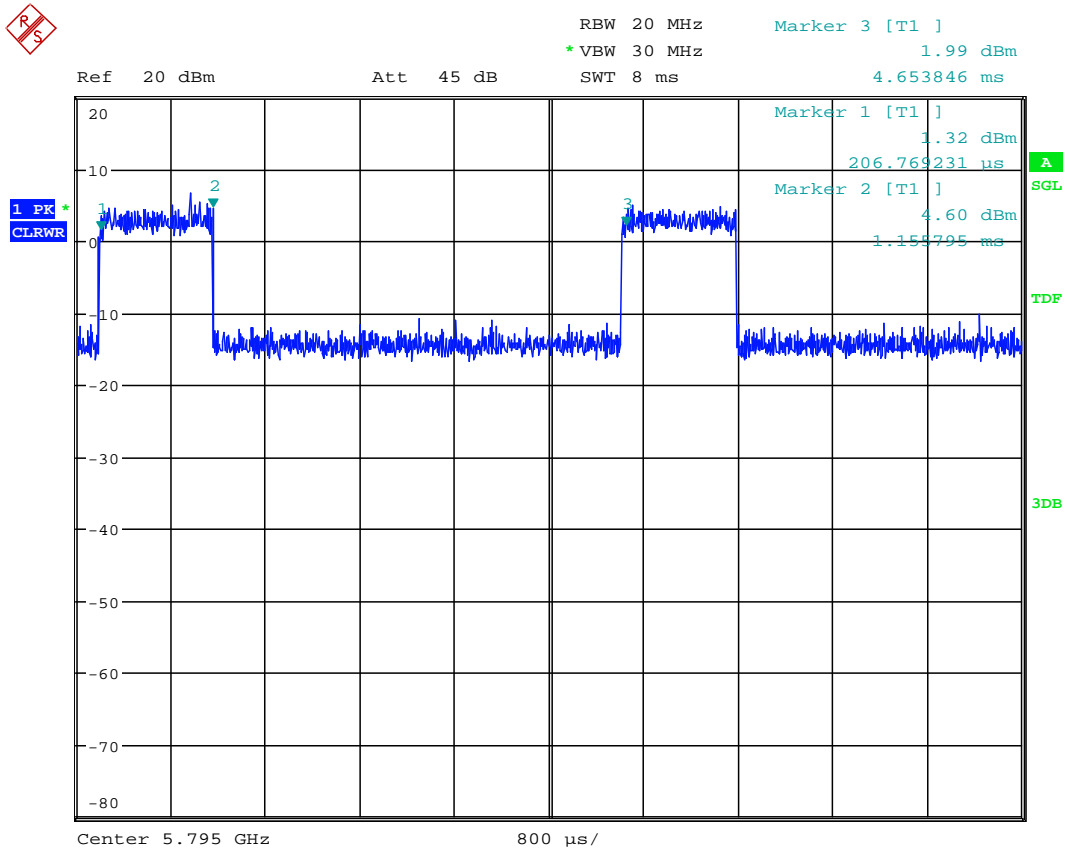
11n 40MHz | MCS1 | 46



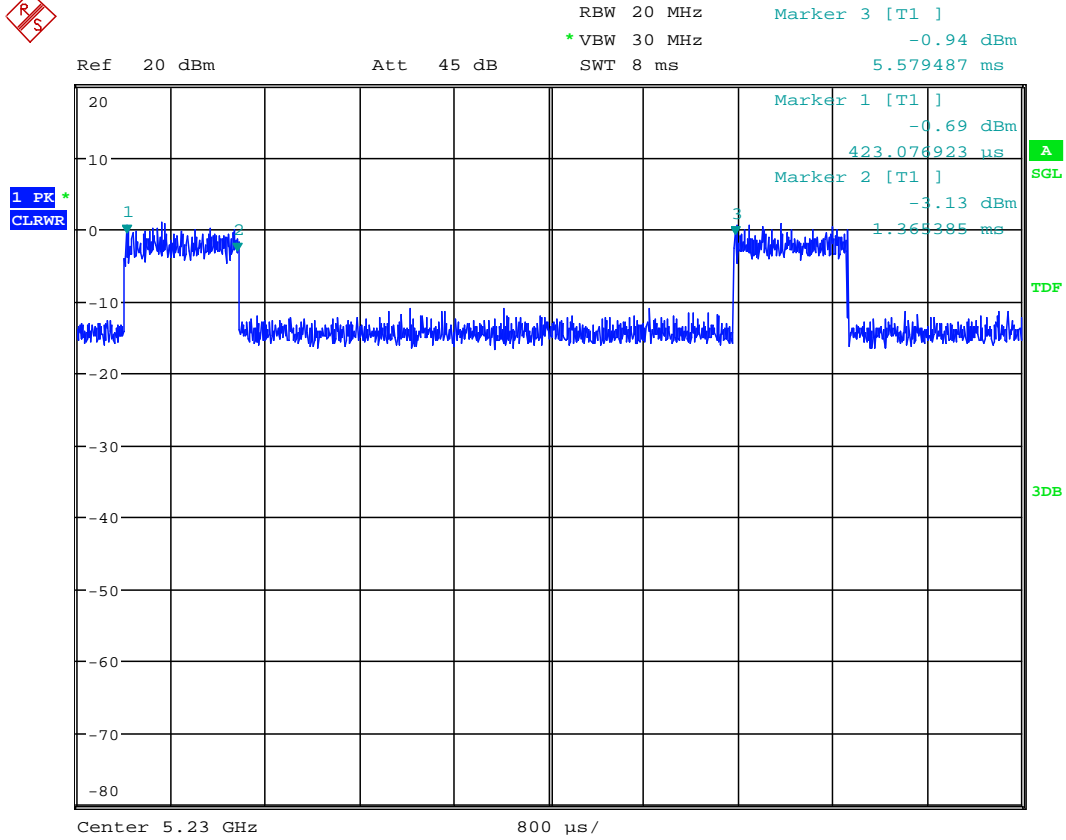
11n 40MHz | MCS3 | 62



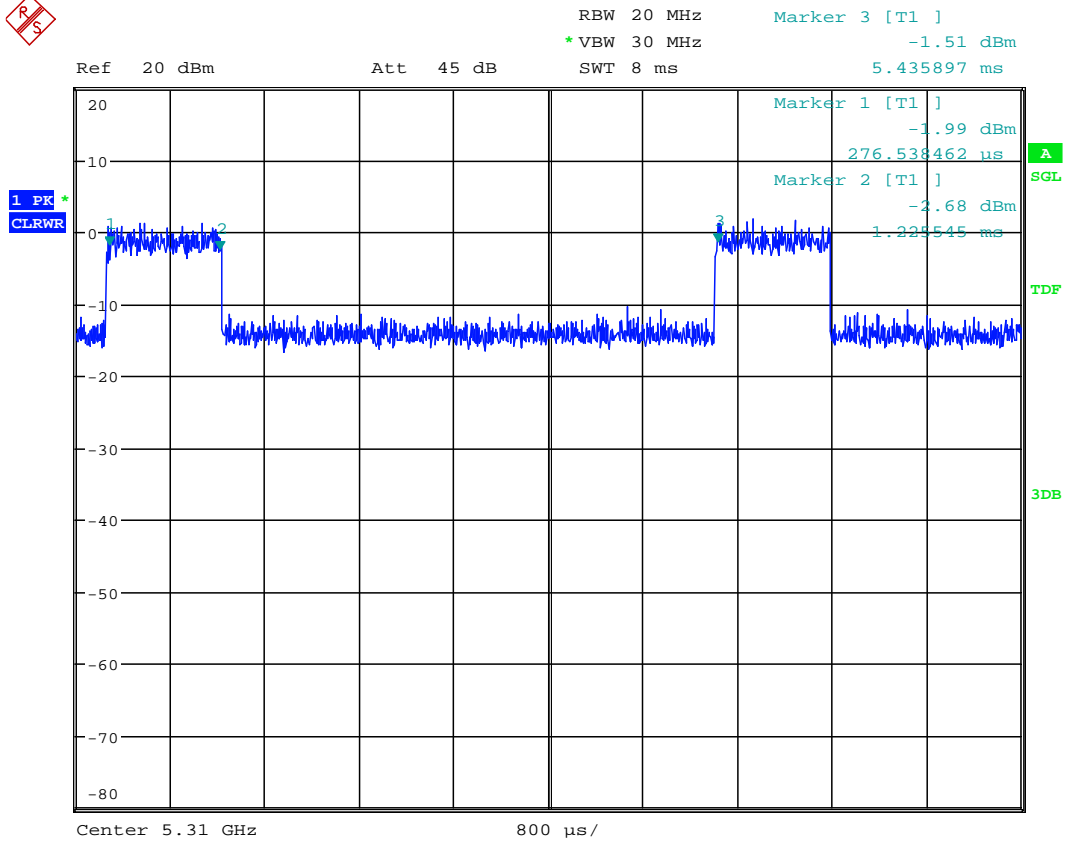
11n 40MHz | MCS1 | 102



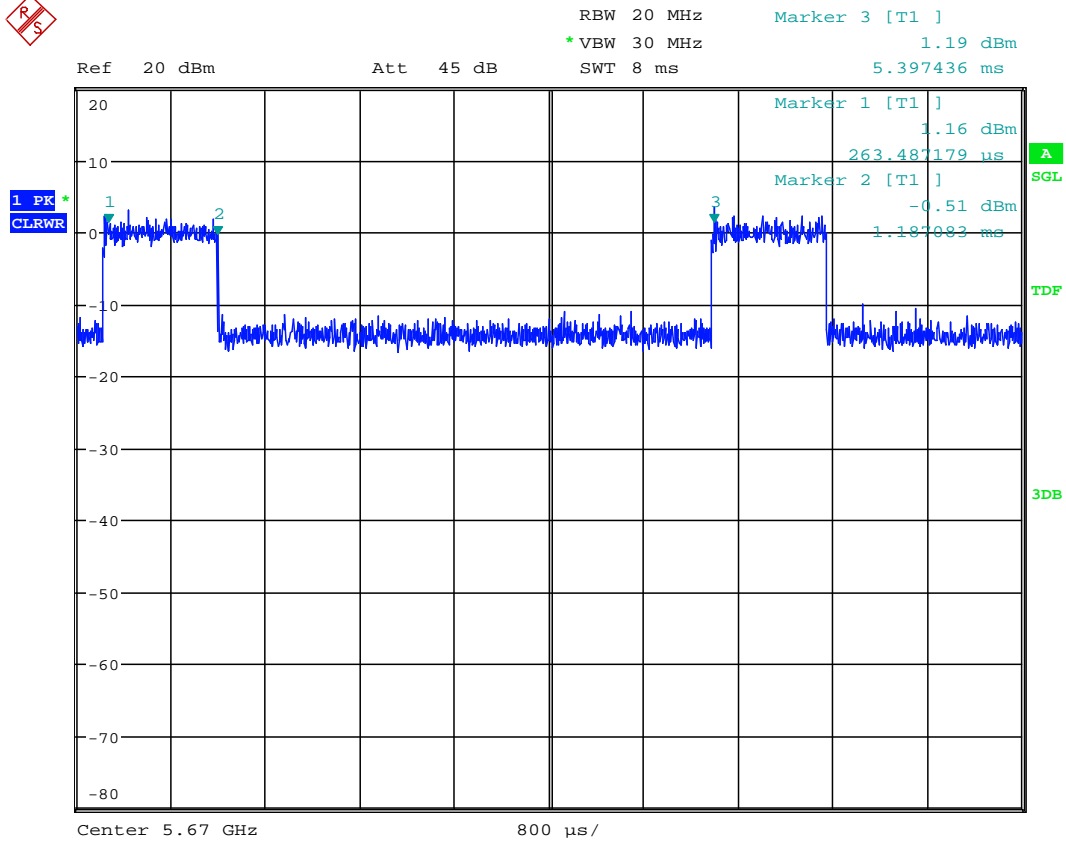
11n 40MHz | MCS5 | 15



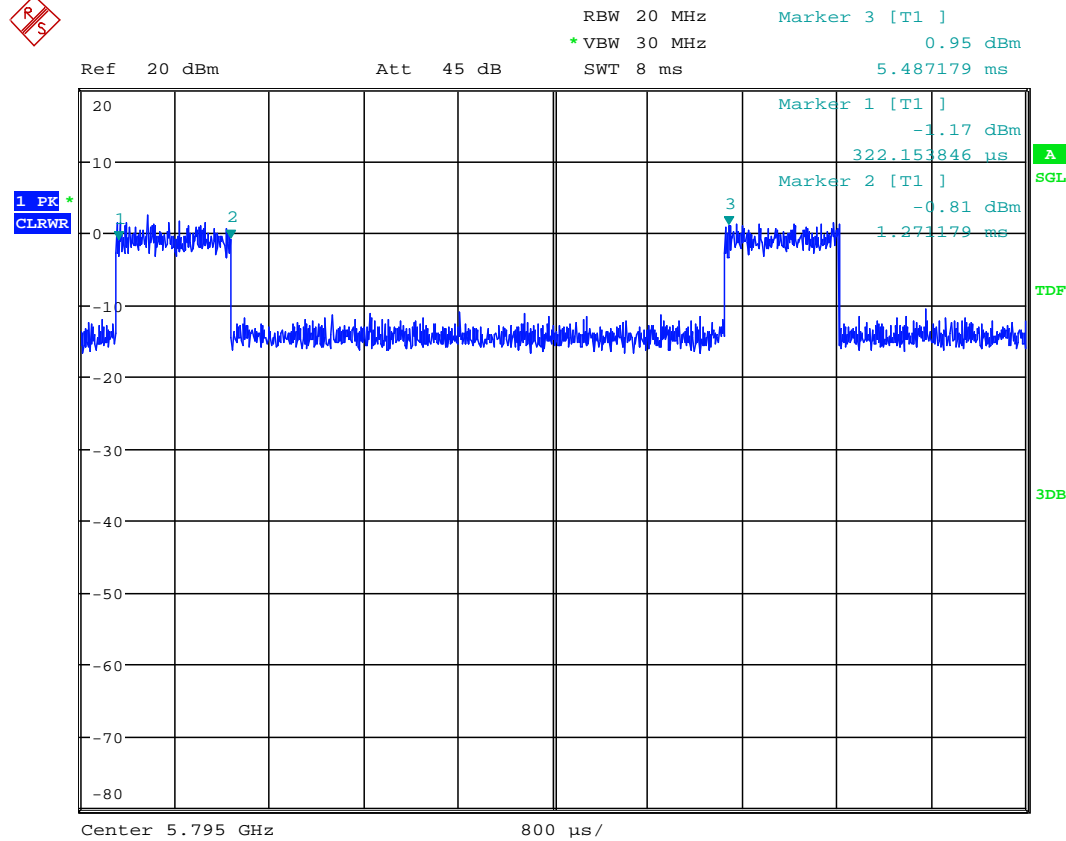
11ac 40MHz | VHT\_SS1\_MCS6|46



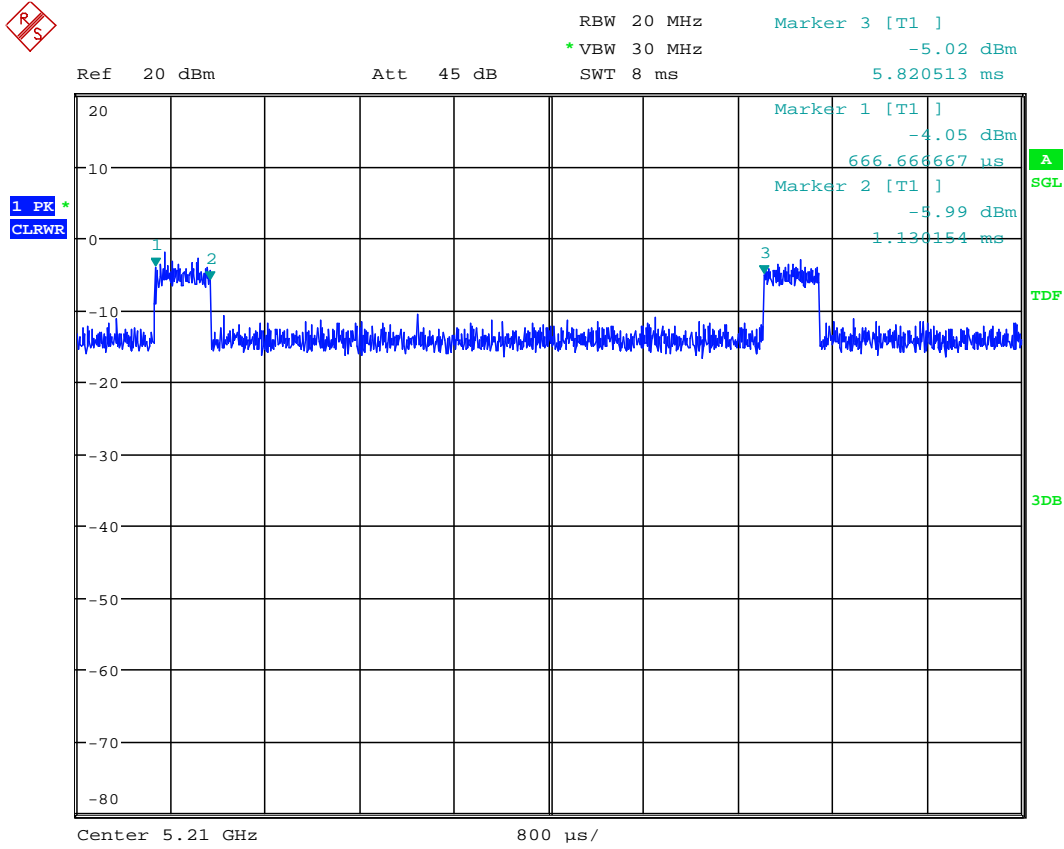
11ac 40MHz | VHT\_SS1\_MCS6|62



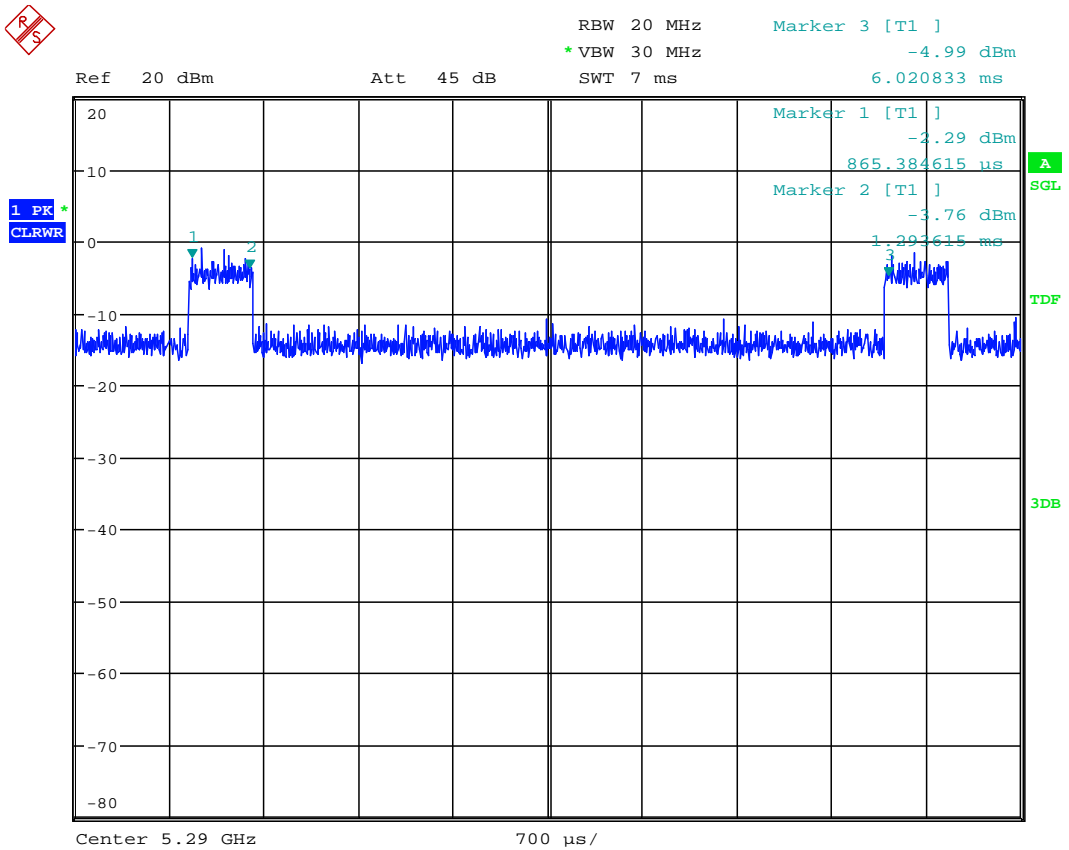
11ac 40MHz | VHT\_SS1\_MCS6|134



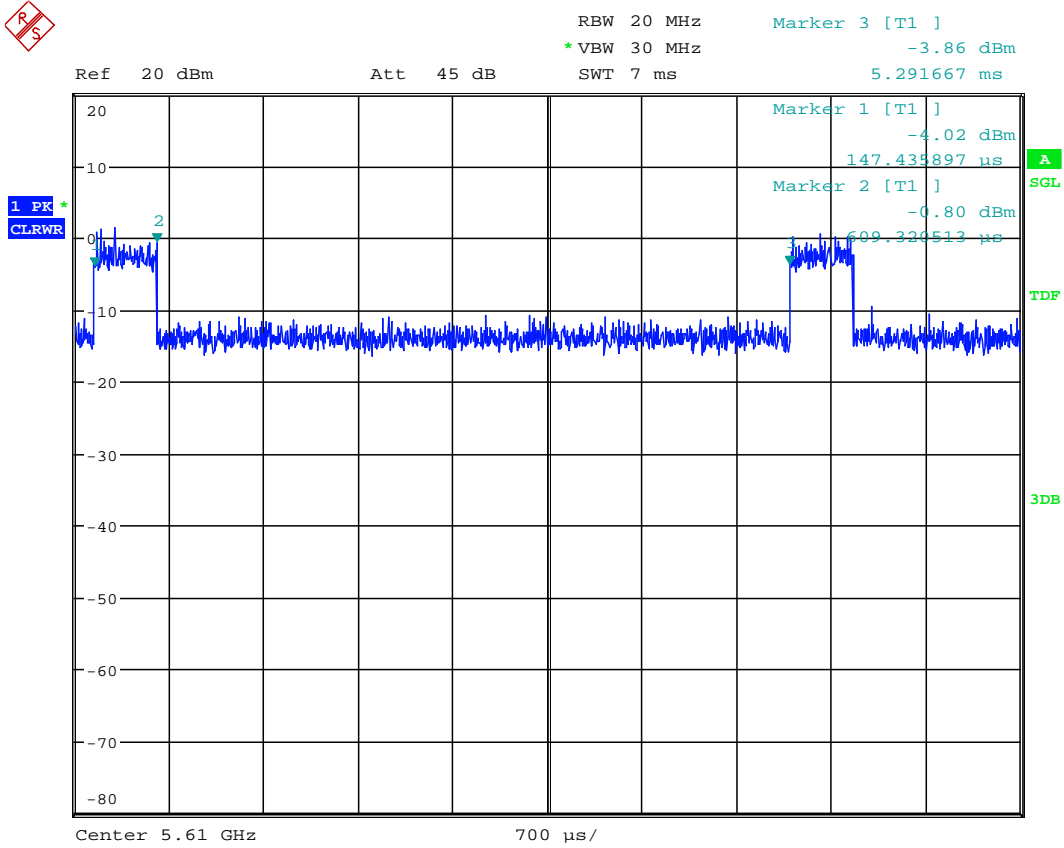
11ac 40MHz | VHT\_SS1\_MCS6|159



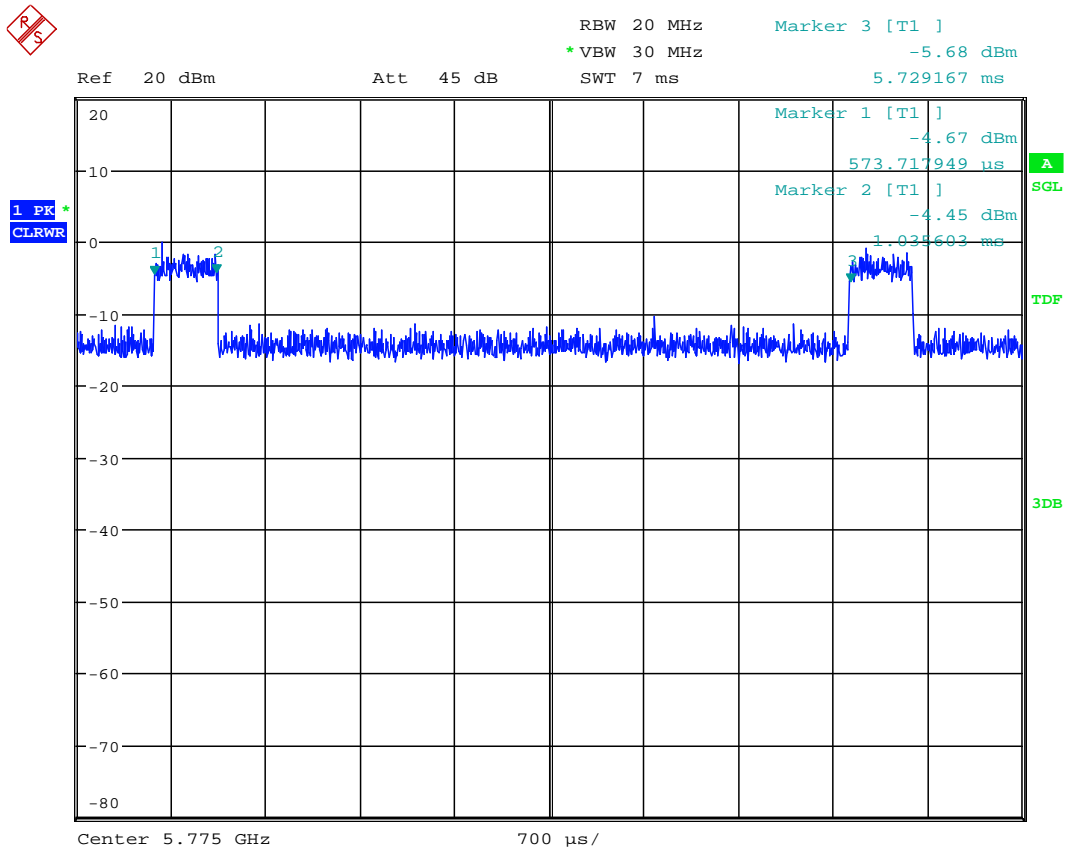
11ac 80MHz | VHT\_SS1MCS0 | 42



11ac 80MHz | VHT\_SS1MCS0 | 58



11ac 80MHz | VHT\_SS1MCS0 | 122



11ac 80MHz | VHT\_SS1MCS0 | 155







## 2. Radiated Field Strength Measurements

### 2.1. Radiated Field Strength Emissions – 9 kHz to 30 MHz

#### Diagram No. 2.01a\_WLAN\_ac\_mode\_80MHz\_ch42\_standing

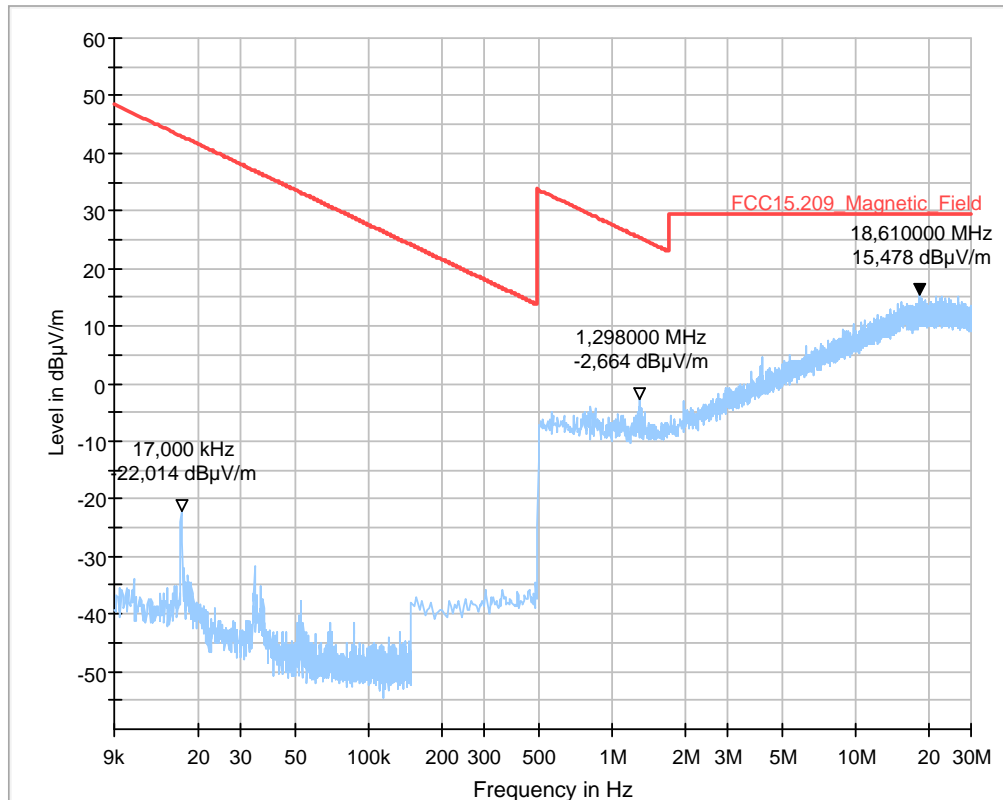
##### Common Information

Date:	13.06.2017	Page 1 of 1
Test description:	Magnetic Field Strength Measurement related to 30/300 m distance	
Test site and distance:	Ref.-Nr. 441 Semi Anechoic Room (SAR) with 3 m measurement distance	
Version of Testsoftware:	EMC32 V9.25.0	
Distance correction:	used accord. table, pls. see test report	
Technical Data:	Please see page 2 for detailed data of measurement setup	
Rec. antenna (pre-scan):	height 1.00 m, parallel and 90° to EUT polarisation	
Used filter:	bypass	
Test specification:	FCC 15.205 § 15.209; RSS-Gen: Issue 4	
Operator:	Kiv	
Operating conditions:	11ac 80MHz   VHT_SS1MCS0   42	
Power during tests:	15V DC	

##### EUT Information

Manufacturer:	Robert Bosch Car Multimedia GmbH
Model:	AIVIP32R0
Type:	-
-----	
EUT:	-
HW version:	001
SW version:	X128
SVN:	-
Config:	-
Serial number:	259157FH0A
Connected Interfaces:	-
Power Supply:	15VDC
Comments:	-

Full Spectrum



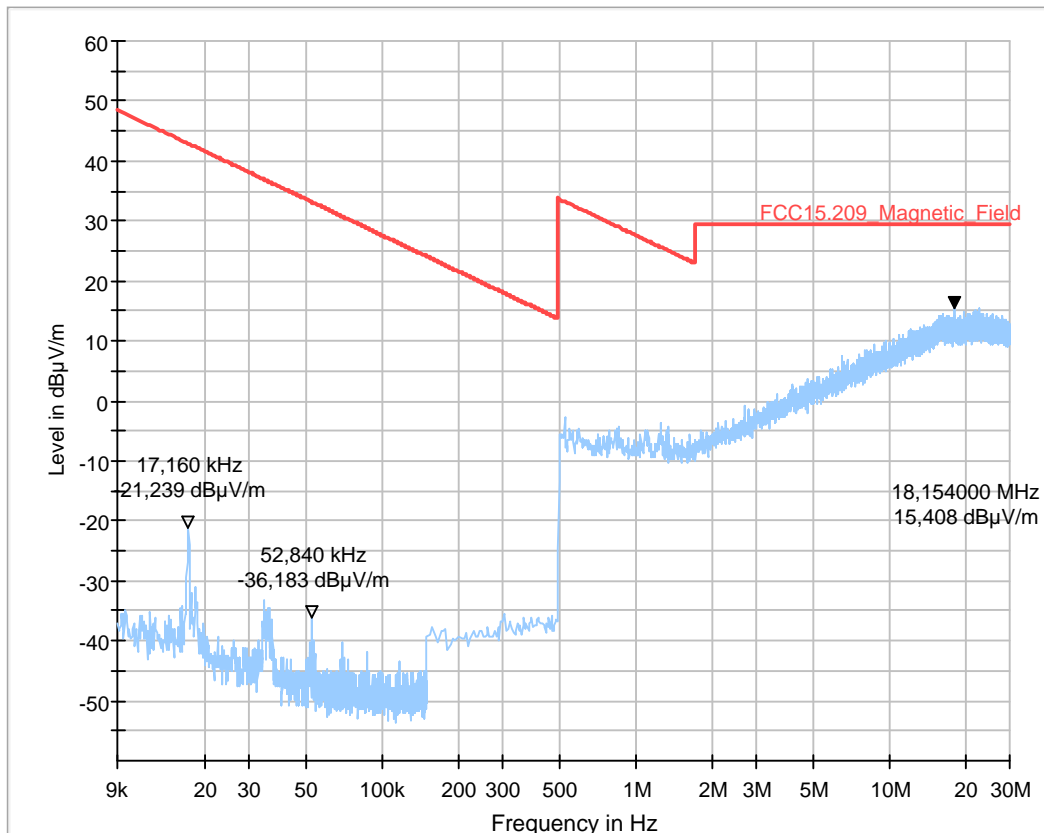
## Diagram No. 2.01b\_WLAN\_ac\_mode\_80MHz\_ch42\_laying

Date:	14.06.2017	Page 1 of 1
Test description:	Magnetic Field Strength Measurement related to 30/300 m distance	
Test site and distance:	Ref.-Nr. 441 Semi Anechoic Room (SAR) with 3 m measurement distance	
Version of Testsoftware:	EMC32 V9.25.0	
Distance correction:	used accord. table, pls. see test report	
Technical Data:	Please see page 2 for detailed data of measurement setup	
Rec. antenna (pre-scan):	height 1.00 m, parallel and 90° to EUT polarisation	
Used filter:	bypass	
Test specification:	FCC 15.205 § 15.209; RSS-Gen: Issue 4	
Operator:	Kiv	
Operating conditions:	11ac 80MHz   VHT_SS1MCS0   42	
Power during tests:	15V DC	

### EUT Information

Manufacturer:	Robert Bosch Car Multimedia GmbH
Model:	AIVIP32R0
Type:	-
-----	
EUT:	-
HW version:	001
SW version:	X128
SVN:	-
Config:	-
Serial number:	259157FH0A
Connected Interfaces:	-
Power Supply:	15VDC
Comments:	-

Full Spectrum



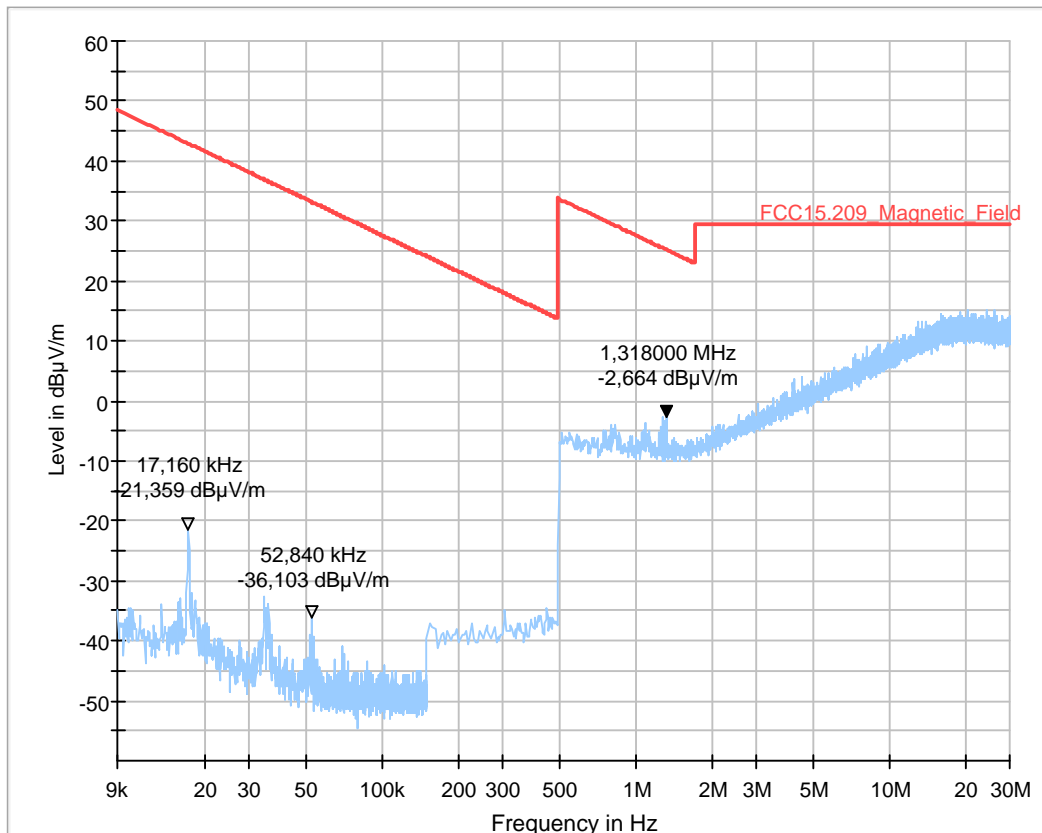
## Diagram No. 2.02a\_WLAN\_ac\_mode\_80MHz\_ch58\_standing

Date:	14.06.2017	Page 1 of 1
Test description:	Magnetic Field Strength Measurement related to 30/300 m distance	
Test site and distance:	Ref.-Nr. 441 Semi Anechoic Room (SAR) with 3 m measurement distance	
Version of Testsoftware:	EMC32 V9.25.0	
Distance correction:	used accord. table, pls. see test report	
Technical Data:	Please see page 2 for detailed data of measurement setup	
Rec. antenna (pre-scan):	height 1.00 m, parallel and 90° to EUT polarisation	
Used filter:	bypass	
Test specification:	FCC 15.205 § 15.209; RSS-Gen: Issue 4	
Operator:	Kiv	
Operating conditions:	11ac 80MHz   VHT_SS1MCS0   58	
Power during tests:	15V DC	

### EUT Information

Manufacturer:	Robert Bosch Car Multimedia GmbH
Model:	AIVIP32R0
Type:	-
-----	
EUT:	-
HW version:	001
SW version:	X128
SVN:	-
Config:	-
Serial number:	259157FH0A
Connected Interfaces:	-
Power Supply:	15VDC
Comments:	-

Full Spectrum



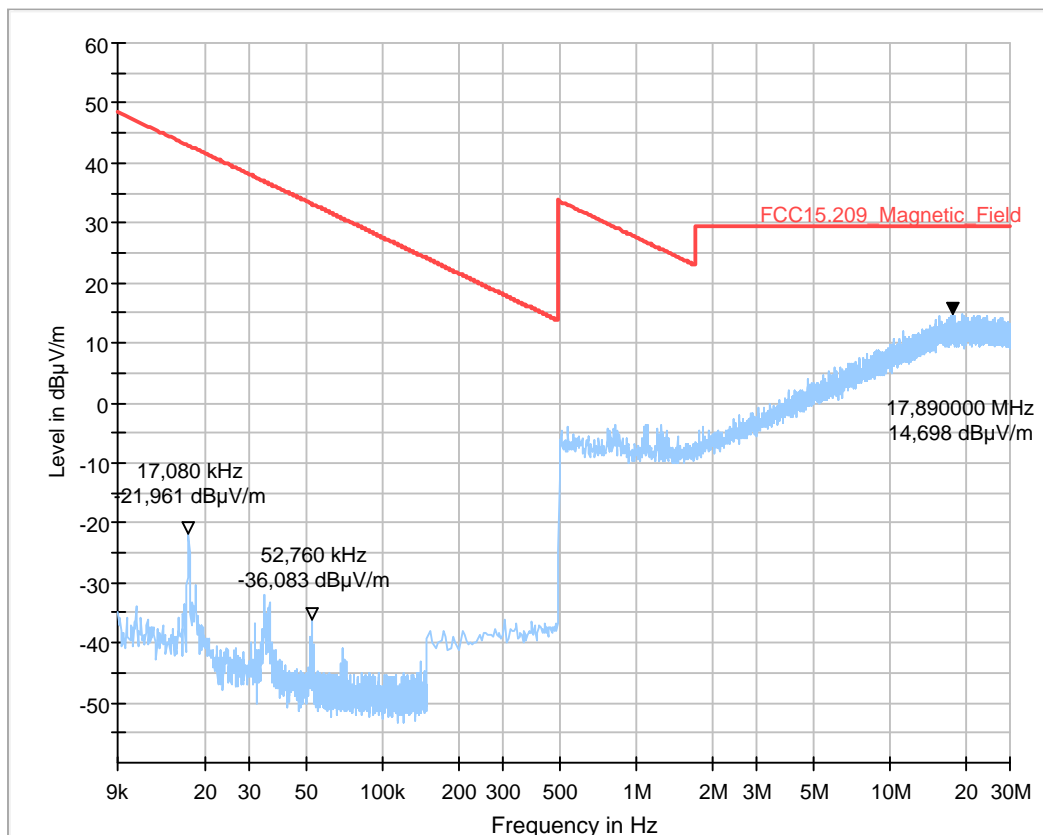
## Diagram No. 2.02b\_WLAN\_ac\_mode\_80MHz\_ch58\_laying

Date:	14.06.2017	Page 1 of 1
Test description:	Magnetic Field Strength Measurement related to 30/300 m distance	
Test site and distance:	Ref.-Nr. 441 Semi Anechoic Room (SAR) with 3 m measurement distance	
Version of Testsoftware:	EMC32 V9.25.0	
Distance correction:	used accord. table, pls. see test report	
Technical Data:	Please see page 2 for detailed data of measurement setup	
Rec. antenna (pre-scan):	height 1.00 m, parallel and 90° to EUT polarisation	
Used filter:	bypass	
Test specification:	FCC 15.205 § 15.209; RSS-Gen: Issue 4	
Operator:	Kiv	
Operating conditions:	11ac 80MHz   VHT_SS1MCS0   58	
Power during tests:	15V DC	

### EUT Information

Manufacturer:	Robert Bosch Car Multimedia GmbH
Model:	AIVIP32R0
Type:	-
-----	
EUT:	-
HW version:	001
SW version:	X128
SVN:	-
Config:	-
Serial number:	259157FH0A
Connected Interfaces:	-
Power Supply:	15VDC
Comments:	-

Full Spectrum



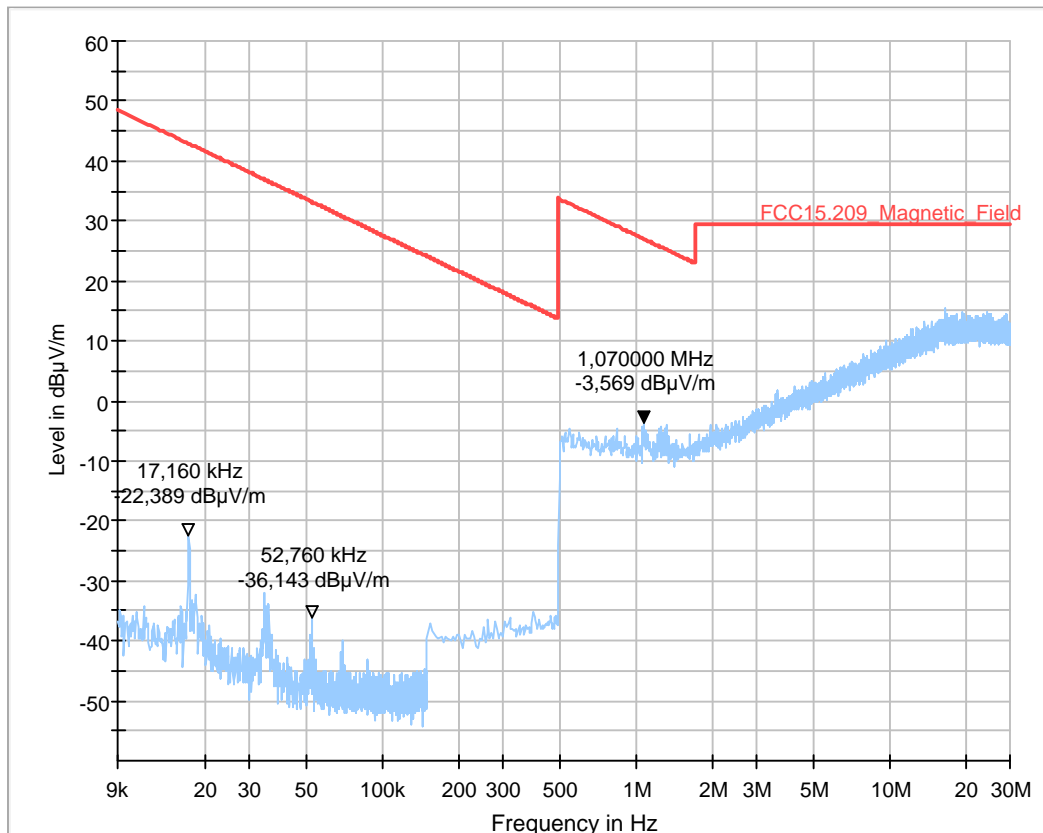
## Diagram No. 2.03a\_WLAN\_ac\_mode\_80MHz\_ch106\_standing

Date:	14.06.2017	Page 1 of 1
Test description:	Magnetic Field Strength Measurement related to 30/300 m distance	
Test site and distance:	Ref.-Nr. 441 Semi Anechoic Room (SAR) with 3 m measurement distance	
Version of Testsoftware:	EMC32 V9.25.0	
Distance correction:	used accord. table, pls. see test report	
Technical Data:	Please see page 2 for detailed data of measurement setup	
Rec. antenna (pre-scan):	height 1.00 m, parallel and 90° to EUT polarisation	
Used filter:	bypass	
Test specification:	FCC 15.205 § 15.209; RSS-Gen: Issue 4	
Operator:	Kiv	
Operating conditions:	11ac 80MHz   VHT_SS1MCS0   106	
Power during tests:	15V DC	

### EUT Information

Manufacturer:	Robert Bosch Car Multimedia GmbH
Model:	AIVIP32R0
Type:	-
-----	
EUT:	-
HW version:	001
SW version:	X128
SVN:	-
Config:	-
Serial number:	259157FH0A
Connected Interfaces:	-
Power Supply:	15VDC
Comments:	-

Full Spectrum



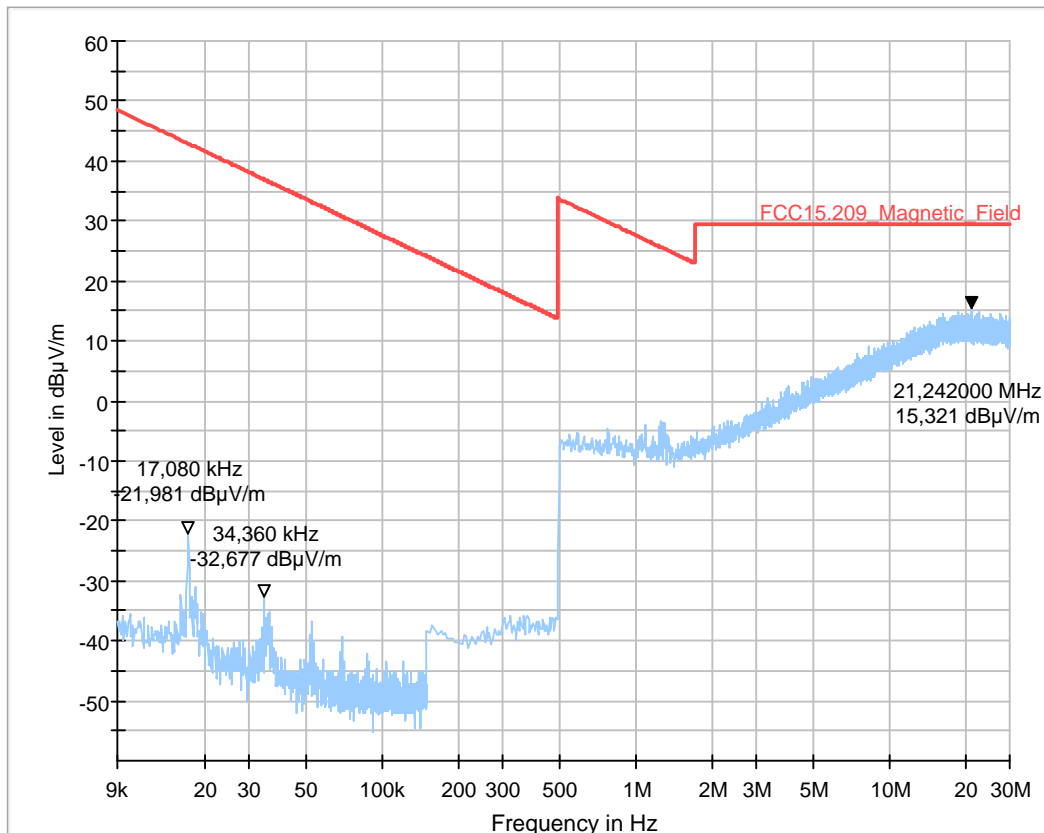
## Diagram No. 2.03b\_WLAN\_ac\_mode\_80MHz\_ch106\_laying

Date:	14.06.2017	Page 1 of 1
Test description:	Magnetic Field Strength Measurement related to 30/300 m distance	
Test site and distance:	Ref.-Nr. 441 Semi Anechoic Room (SAR) with 3 m measurement distance	
Version of Testsoftware:	EMC32 V9.25.0	
Distance correction:	used accord. table, pls. see test report	
Technical Data:	Please see page 2 for detailed data of measurement setup	
Rec. antenna (pre-scan):	height 1.00 m, parallel and 90° to EUT polarisation	
Used filter:	bypass	
Test specification:	FCC 15.205 § 15.209; RSS-Gen: Issue 4	
Operator:	Kiv	
Operating conditions:	11ac 80MHz   VHT_SS1MCS0   106	
Power during tests:	15V DC	

### EUT Information

Manufacturer:	Robert Bosch Car Multimedia GmbH
Model:	AIVIP32R0
Type:	-
-----	
EUT:	-
HW version:	001
SW version:	X128
SVN:	-
Config:	-
Serial number:	259157FH0A
Connected Interfaces:	-
Power Supply:	15VDC
Comments:	-

Full Spectrum



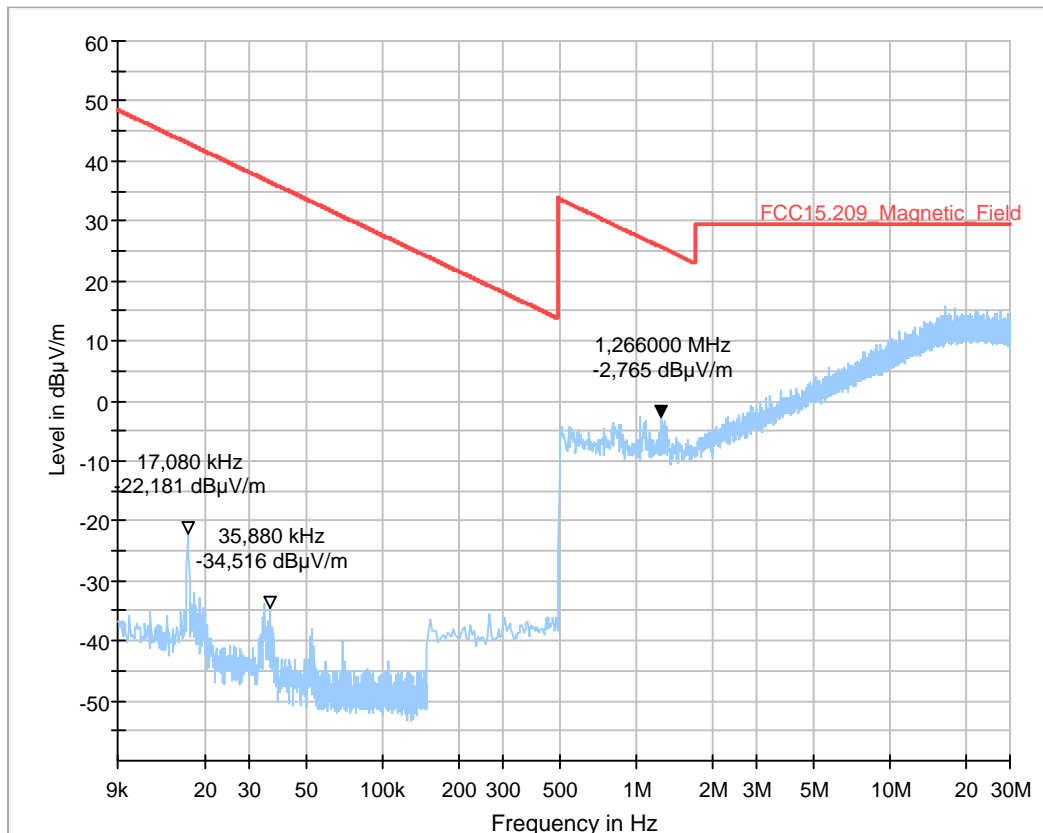
## 2.04a\_WLAN\_ac\_mode\_80MHz\_ch122\_standing

Date:	15.06.2017	Page 1 of 1
Test description:	Magnetic Field Strength Measurement related to 30/300 m distance	
Test site and distance:	Ref.-Nr. 441 Semi Anechoic Room (SAR) with 3 m measurement distance	
Version of Testsoftware:	EMC32 V9.25.0	
Distance correction:	used accord. table, pls. see test report	
Technical Data:	Please see page 2 for detailed data of measurement setup	
Rec. antenna (pre-scan):	height 1.00 m, parallel and 90° to EUT polarisation	
Used filter:	bypass	
Test specification:	FCC 15.205 § 15.209; RSS-Gen: Issue 4	
Operator:	MBe	
Operating conditions:	11ac 80MHz   VHT_SS1MCS0   122	
Power during tests:	15V DC	

### EUT Information

Manufacturer:	Robert Bosch Car Multimedia GmbH
Model:	AIVIP32R0
Type:	-
-----	
EUT:	-
HW version:	001
SW version:	X128
SVN:	-
Config:	-
Serial number:	259157FH0A
Connected Interfaces:	-
Power Supply:	15VDC
Comments:	-

Full Spectrum





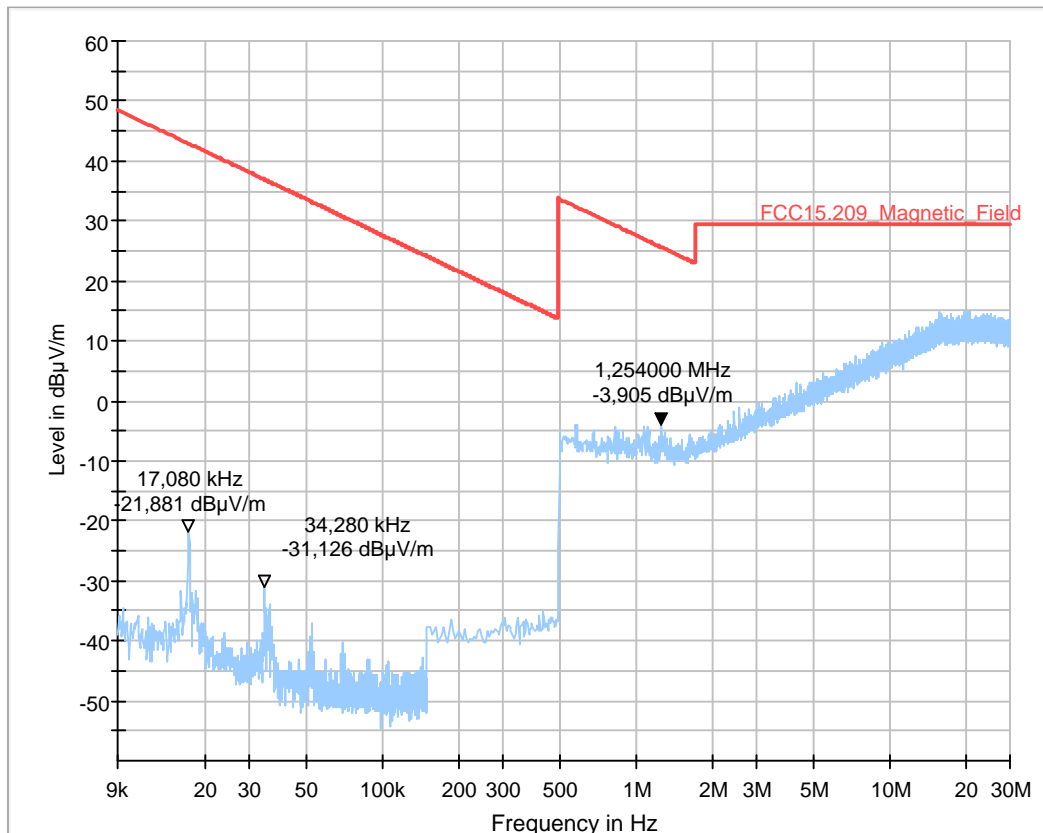
## Diagram No. 2.04b\_WLAN\_ac\_mode\_80MHz\_ch138\_laying

Date:	14.06.2017	Page 1 of 1
Test description:	Magnetic Field Strength Measurement related to 30/300 m distance	
Test site and distance:	Ref.-Nr. 441 Semi Anechoic Room (SAR) with 3 m measurement distance	
Version of Testsoftware:	EMC32 V9.25.0	
Distance correction:	used accord. table, pls. see test report	
Technical Data:	Please see page 2 for detailed data of measurement setup	
Rec. antenna (pre-scan):	height 1.00 m, parallel and 90° to EUT polarisation	
Used filter:	bypass	
Test specification:	FCC 15.205 § 15.209; RSS-Gen: Issue 4	
Operator:	Kiv	
Operating conditions:	11ac 80MHz   VHT_SS1MCS0   138	
Power during tests:	15V DC	

### EUT Information

Manufacturer:	Robert Bosch Car Multimedia GmbH
Model:	AIVIP32R0
Type:	-
-----	
EUT:	-
HW version:	001
SW version:	X128
SVN:	-
Config:	-
Serial number:	259157FH0A
Connected Interfaces:	-
Power Supply:	15VDC
Comments:	-

Full Spectrum



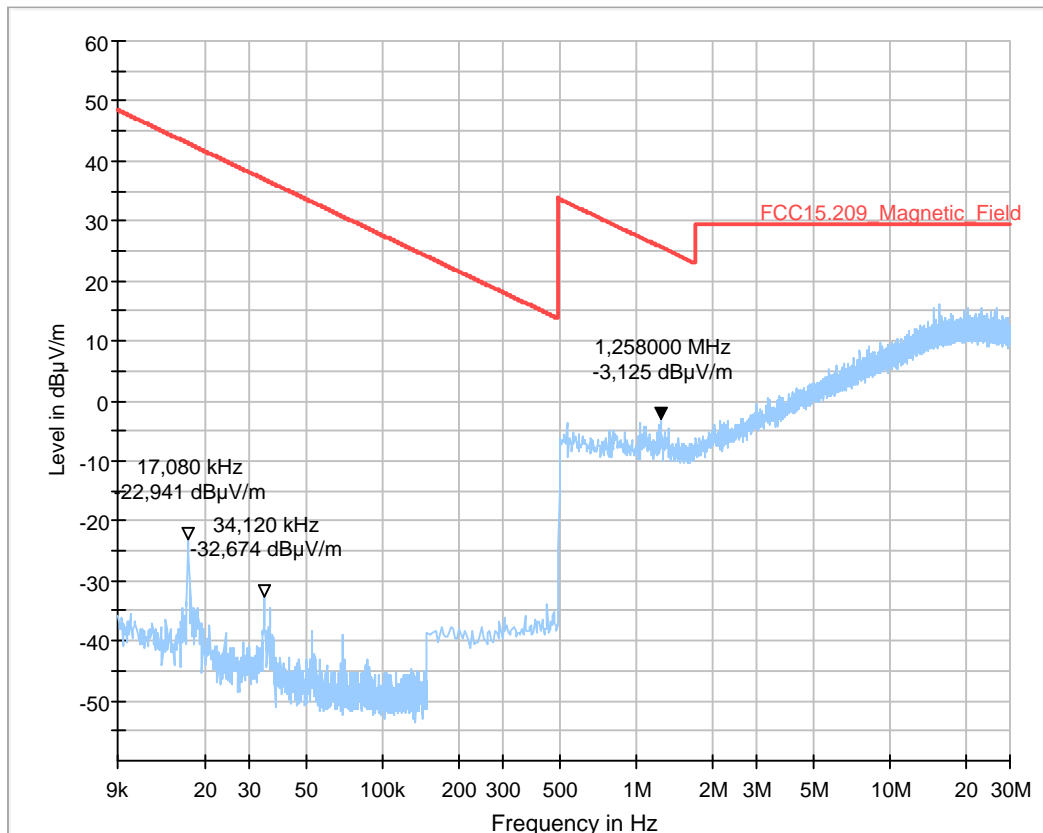
## 2.05a\_WLAN\_ac\_mode\_80MHz\_ch155\_standing

Date:	15.06.2017	Page 1 of 1
Test description:	Magnetic Field Strength Measurement related to 30/300 m distance	
Test site and distance:	Ref.-Nr. 441 Semi Anechoic Room (SAR) with 3 m measurement distance	
Version of Testsoftware:	EMC32 V9.25.0	
Distance correction:	used accord. table, pls. see test report	
Technical Data:	Please see page 2 for detailed data of measurement setup	
Rec. antenna (pre-scan):	height 1.00 m, parallel and 90° to EUT polarisation	
Used filter:	bypass	
Test specification:	FCC 15.205 § 15.209; RSS-Gen: Issue 4	
Operator:	MBe	
Operating conditions:	11ac 80MHz   VHT_SS1MCS0   155	
Power during tests:	15V DC	

### EUT Information

Manufacturer:	Robert Bosch Car Multimedia GmbH
Model:	AIVIP32R0
Type:	-
-----	
EUT:	-
HW version:	001
SW version:	X128
SVN:	-
Config:	-
Serial number:	259157FH0A
Connected Interfaces:	-
Power Supply:	15VDC
Comments:	-

Full Spectrum



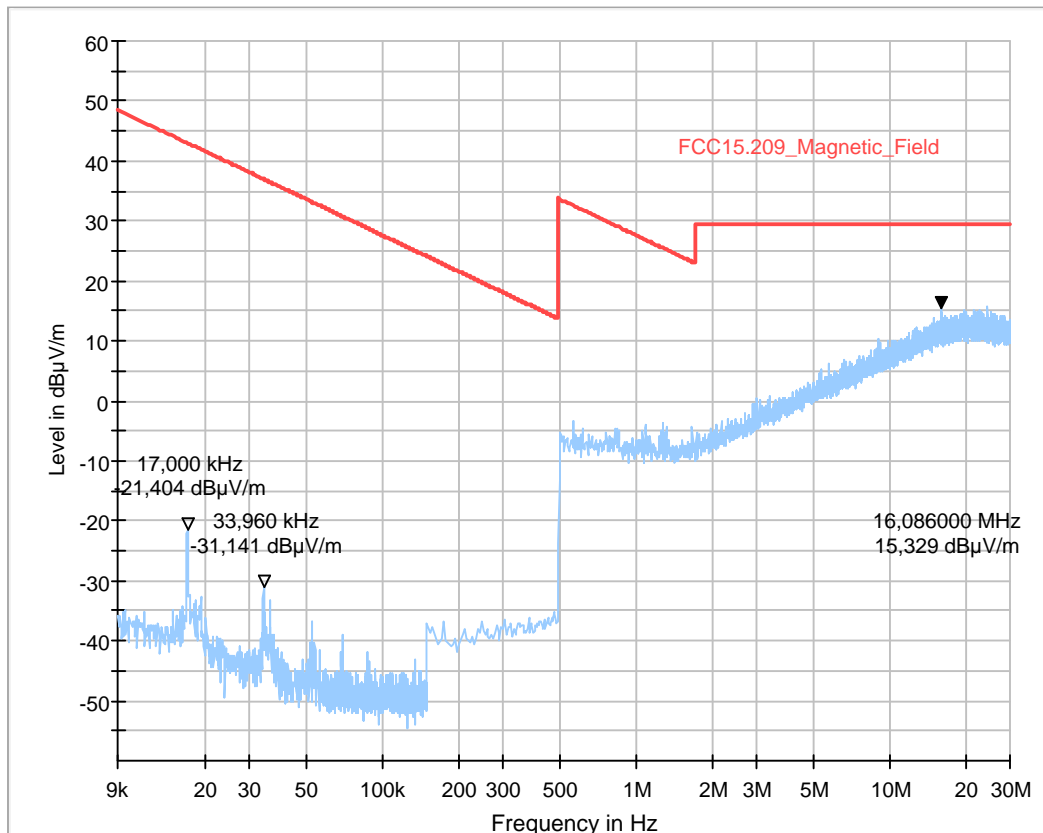
## Diagram No. 2.05b\_WLAN\_ac\_mode\_80MHz\_ch155\_laying

Date:	15.06.2017	Page 1 of 1
Test description:	Magnetic Field Strength Measurement related to 30/300 m distance	
Test site and distance:	Ref.-Nr. 441 Semi Anechoic Room (SAR) with 3 m measurement distance	
Version of Testsoftware:	EMC32 V9.25.0	
Distance correction:	used accord. table, pls. see test report	
Technical Data:	Please see page 2 for detailed data of measurement setup	
Rec. antenna (pre-scan):	height 1.00 m, parallel and 90° to EUT polarisation	
Used filter:	bypass	
Test specification:	FCC 15.205 § 15.209; RSS-Gen: Issue 4	
Operator:	Kiv	
Operating conditions:	11ac 80MHz   VHT_SS1MCS0   155	
Power during tests:	12V DC, 110V/60Hz, full loaded batteries	

### EUT Information

Manufacturer:	Robert Bosch Car Multimedia GmbH
Model:	AIVIP32R0
Type:	-
-----	
EUT:	-
HW version:	001
SW version:	X128
SVN:	-
Config:	-
Serial number:	259157FH0A
Connected Interfaces:	-
Power Supply:	15VDC
Comments:	-

Full Spectrum



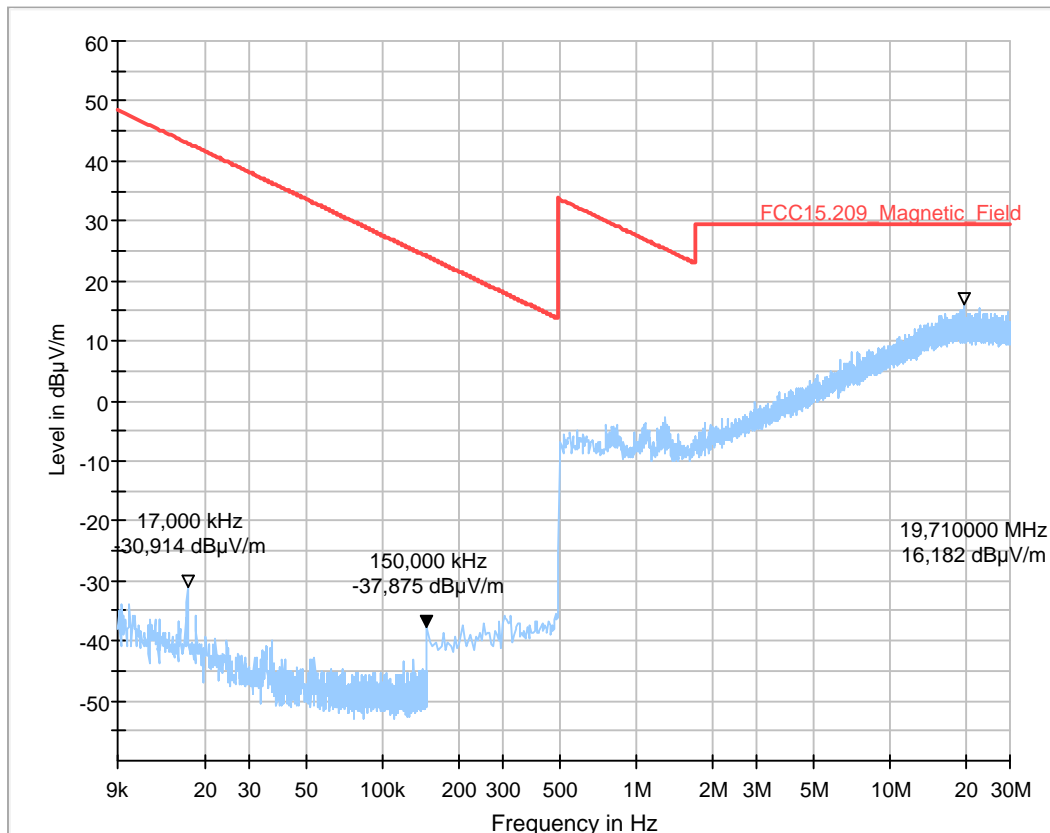
## Diagram No. 2.06a\_WLAN\_ac\_mode\_40MHz\_ch46\_standing

Date:	15.06.2017	Page 1 of 1
Test description:	Magnetic Field Strength Measurement related to 30/300 m distance	
Test site and distance:	Ref.-Nr. 441 Semi Anechoic Room (SAR) with 3 m measurement distance	
Version of Testsoftware:	EMC32 V9.25.0	
Distance correction:	used accord. table, pls. see test report	
Technical Data:	Please see page 2 for detailed data of measurement setup	
Rec. antenna (pre-scan):	height 1.00 m, parallel and 90° to EUT polarization	
Used filter:	Bypass	
Test specification:	FCC 15.205 § 15.209; RSS-Gen: Issue 4	
Operator:	Kiv	
Operating conditions:	11n 40MHz   MCS1   46	
Power during tests:	15V DC	

### EUT Information

Manufacturer:	Robert Bosch Car Multimedia GmbH
Model:	AIVIP32R0
Type:	-
-----	
EUT:	-
HW version:	001
SW version:	X128
SVN:	-
Config:	-
Serial number:	259157FH0A
Connected Interfaces:	-
Power Supply:	15VDC
Comments:	-

Full Spectrum



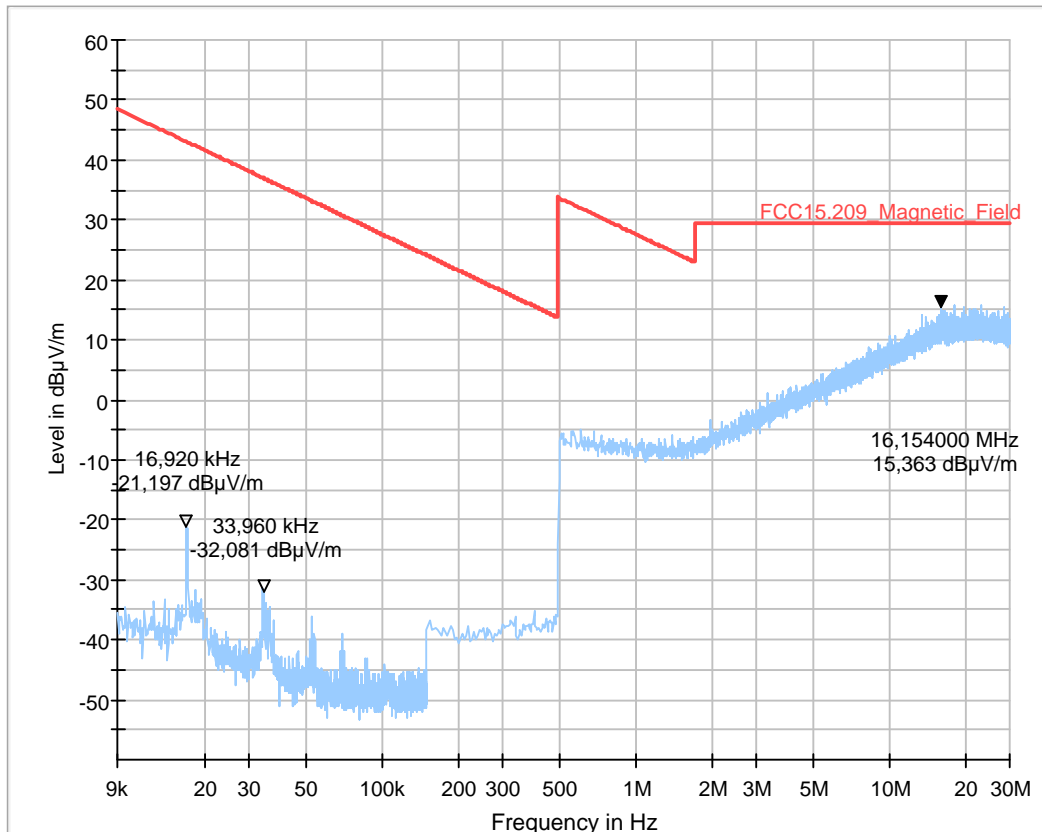
## Diagram No. 2.06b\_WLAN\_ac\_mode\_40MHz\_ch46\_laying

Date:	15.06.2017	Page 1 of 1
Test description:	Magnetic Field Strength Measurement related to 30/300 m distance	
Test site and distance:	Ref.-Nr. 441 Semi Anechoic Room (SAR) with 3 m measurement distance	
Version of Testsoftware:	EMC32 V9.25.0	
Distance correction:	used accord. table, pls. see test report	
Technical Data:	Please see page 2 for detailed data of measurement setup	
Rec. antenna (pre-scan):	height 1.00 m, parallel and 90° to EUT polarisation	
Used filter:	bypass	
Test specification:	FCC 15.205 § 15.209; RSS-Gen: Issue 4	
Operator:	Kiv	
Operating conditions:	11n 40MHz   MCS1   46	
Power during tests:	15V DC	

### EUT Information

Manufacturer:	Robert Bosch Car Multimedia GmbH
Model:	AIVIP32R0
Type:	-
-----	
EUT:	-
HW version:	001
SW version:	X128
SVN:	-
Config:	-
Serial number:	259157FH0A
Connected Interfaces:	-
Power Supply:	15VDC
Comments:	-

Full Spectrum



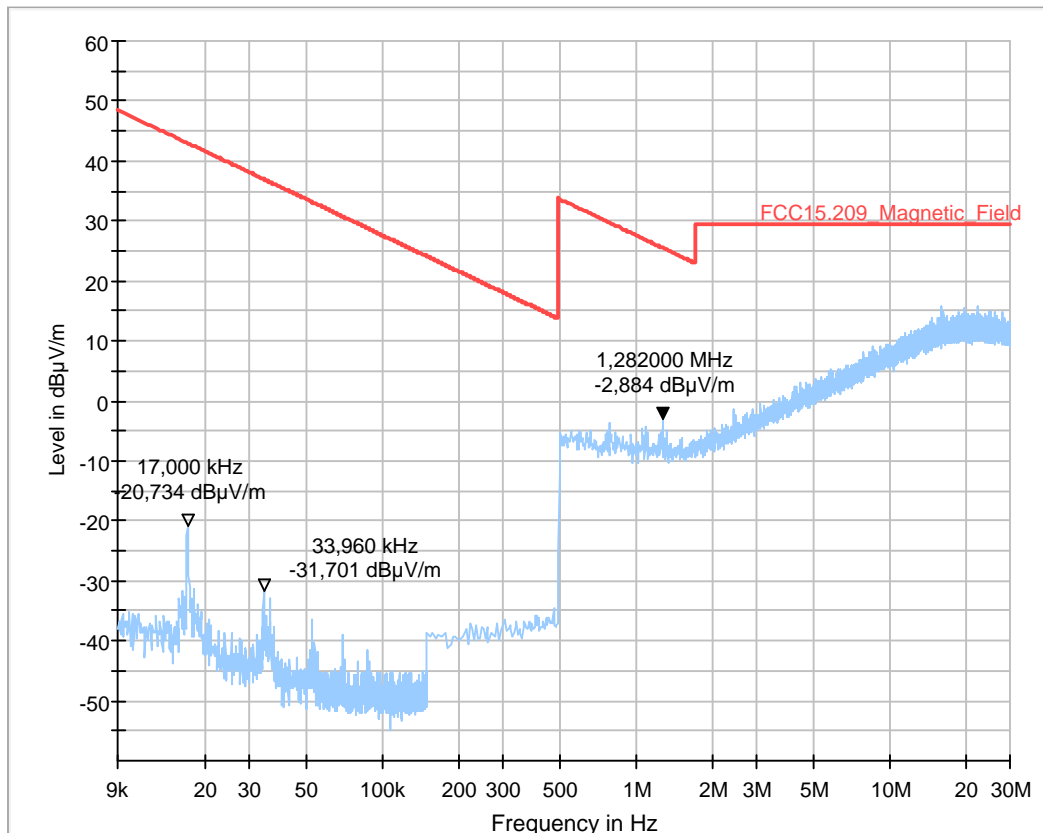
## Diagram No. 2.07a\_WLAN\_ac\_mode\_40MHz\_ch62\_standing

Date:	15.06.2017	Page 1 of 1
Test description:	Magnetic Field Strength Measurement related to 30/300 m distance	
Test site and distance:	Ref.-Nr. 441 Semi Anechoic Room (SAR) with 3 m measurement distance	
Version of Testsoftware:	EMC32 V9.25.0	
Distance correction:	used accord. table, pls. see test report	
Technical Data:	Please see page 2 for detailed data of measurement setup	
Rec. antenna (pre-scan):	height 1.00 m, parallel and 90° to EUT polarisation	
Used filter:	bypass	
Test specification:	FCC 15.205 § 15.209; RSS-Gen: Issue 4	
Operator:	Kiv	
Operating conditions:	11n 40MHz   MCS3   62	
Power during tests:	15V DC	

### EUT Information

Manufacturer:	Robert Bosch Car Multimedia GmbH
Model:	AIVIP32R0
Type:	-
-----	
EUT:	-
HW version:	001
SW version:	X128
SVN:	-
Config:	-
Serial number:	259157FH0A
Connected Interfaces:	-
Power Supply:	15VDC
Comments:	-

Full Spectrum



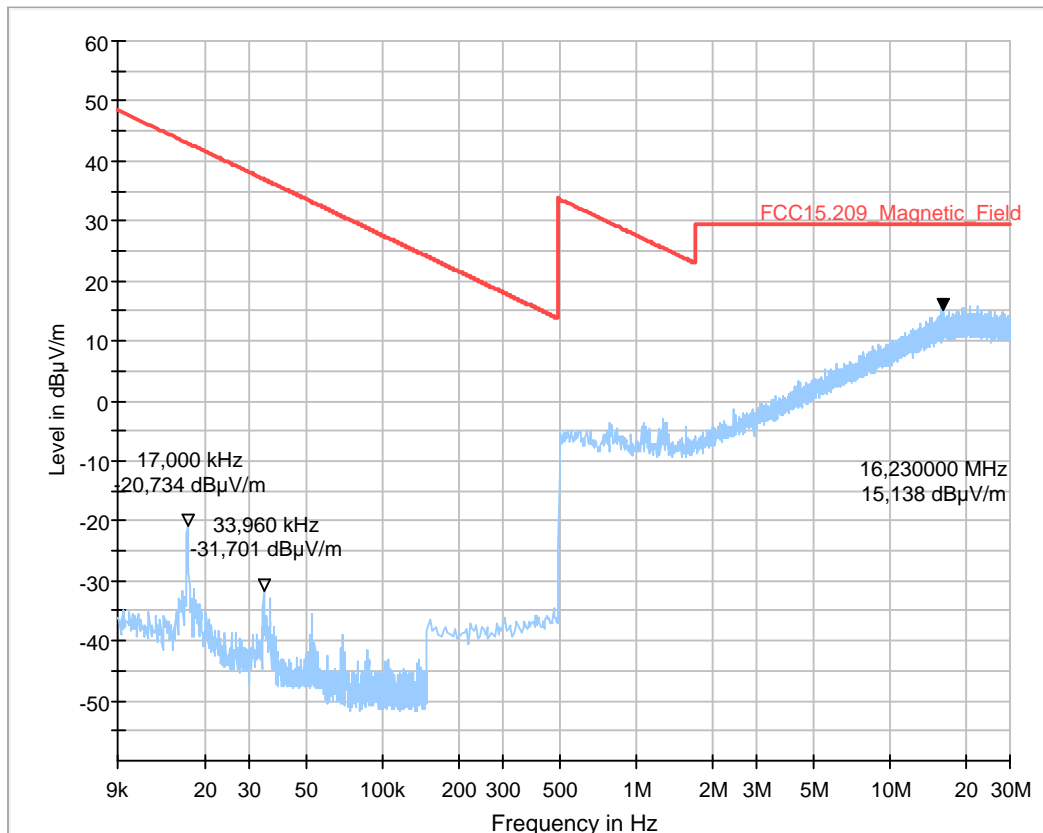
## Diagram No. 2.07b\_WLAN\_ac\_mode\_40MHz\_ch62\_laying

Test description: Test site and distance: Version of Testsoftware: Distance correction: Technical Data: Rec. antenna (pre-scan): Used filter: Test specification:	Date: 15.06.2017 Page 1 of 1 Magnetic Field Strength Measurement related to 30/300 m distance Ref.-Nr. 441 Semi Anechoic Room (SAR) with 3 m measurement distance EMC32 V9.25.0 used accord. table, pls. see test report Please see page 2 for detailed data of measurement setup height 1.00 m, parallel and 90° to EUT polarisation bypass FCC 15.205 § 15.209; RSS-Gen: Issue 4
Operator: Operating conditions: Power during tests:	Kiv 11n 40MHz   MCS3   62 15V DC

### EUT Information

Manufacturer: Model: Type:	Robert Bosch Car Multimedia GmbH AIVIP32R0 -
-----	
EUT: HW version: SW version: SVN: Config: Serial number: Connected Interfaces: Power Supply: Comments:	- 001 X128 - - 259157FH0A - 15VDC -

Full Spectrum



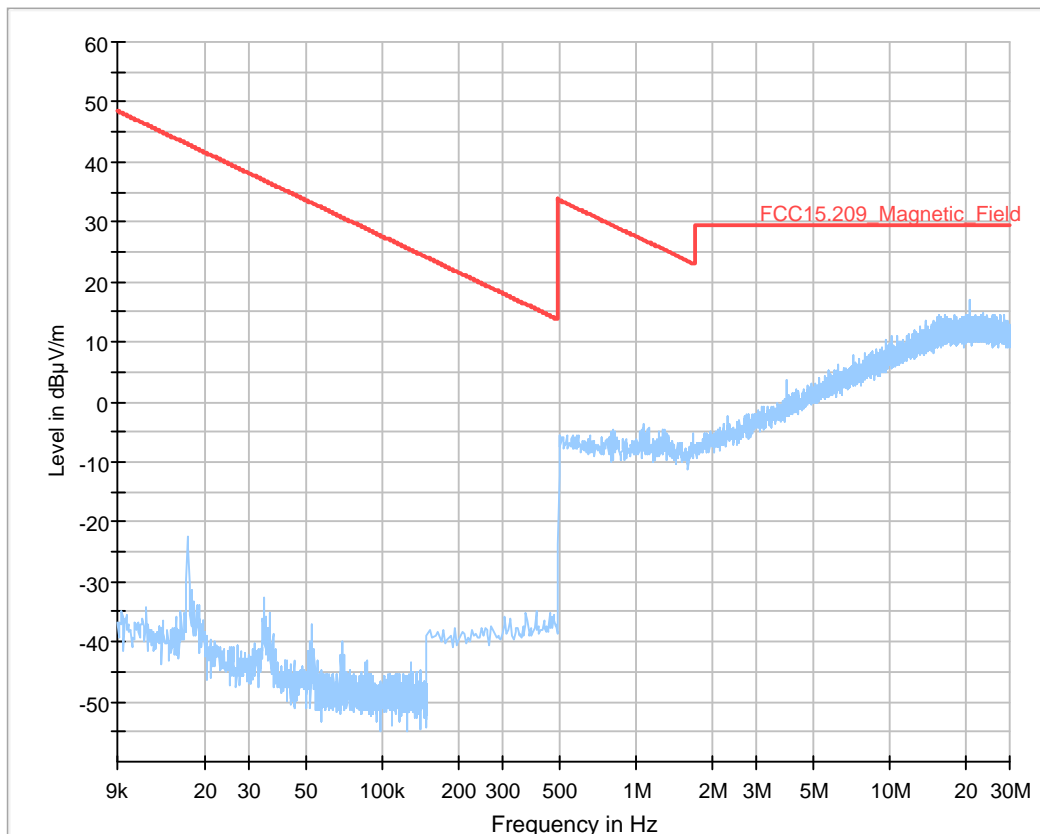
## 2.08a\_WLAN\_n\_mode\_40MHz\_ch102\_standing

Date:	15.06.2017	Page 1 of 1
Test description:	Magnetic Field Strength Measurement related to 30/300 m distance	
Test site and distance:	Ref.-Nr. 441 Semi Anechoic Room (SAR) with 3 m measurement distance	
Version of Testsoftware:	EMC32 V9.25.0	
Distance correction:	used accord. table, pls. see test report	
Technical Data:	Please see page 2 for detailed data of measurement setup	
Rec. antenna (pre-scan):	height 1.00 m, parallel and 90° to EUT polarisation	
Used filter:	bypass	
Test specification:	FCC 15.205 § 15.209; RSS-Gen: Issue 4	
Operator:	MBe	
Operating conditions:	11n 40MHz   MCS1   102	
Power during tests:	15V DC	

### EUT Information

Manufacturer:	Robert Bosch Car Multimedia GmbH
Model:	AIVIP32R0
Type:	-
-----	
EUT:	-
HW version:	001
SW version:	X128
SVN:	-
Config:	-
Serial number:	259157FH0A
Connected Interfaces:	-
Power Supply:	15VDC
Comments:	-

Full Spectrum





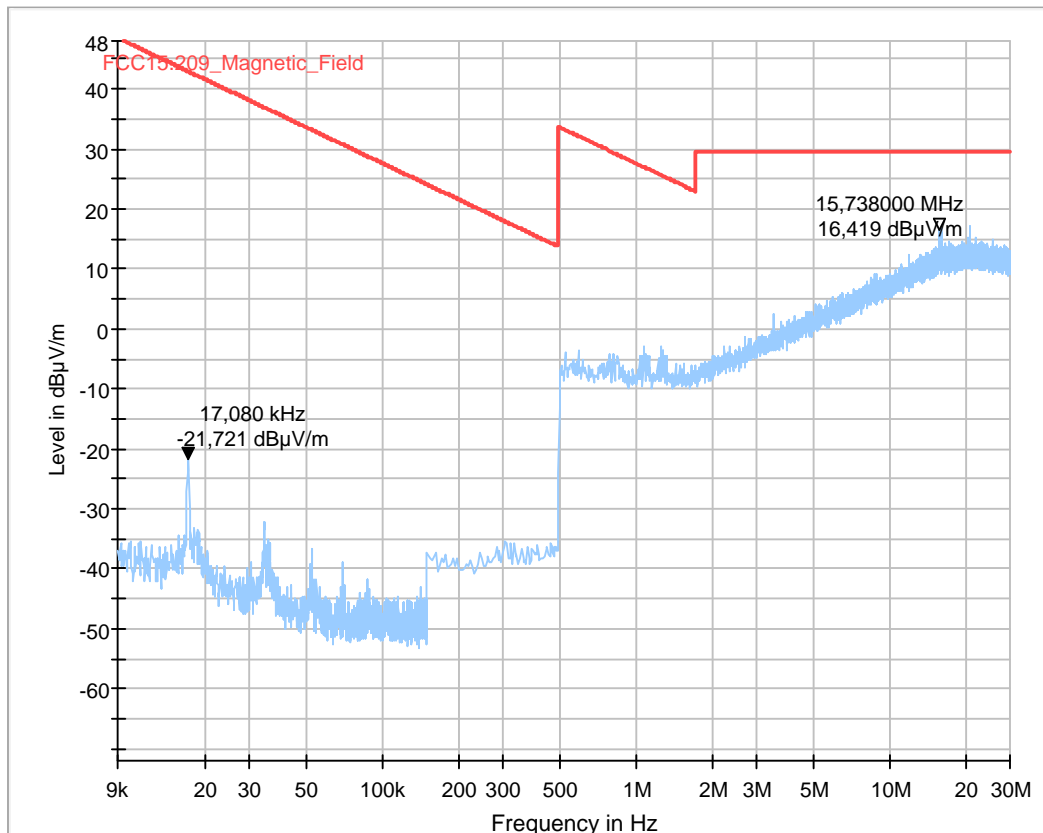
## 2.08b\_WLAN\_n\_mode\_40MHz\_ch102\_laying

Date:	15.06.2017	Page 1 of 1
Test description:	Magnetic Field Strength Measurement related to 30/300 m distance	
Test site and distance:	Ref.-Nr. 441 Semi Anechoic Room (SAR) with 3 m measurement distance	
Version of Testsoftware:	EMC32 V9.25.0	
Distance correction:	used accord. table, pls. see test report	
Technical Data:	Please see page 2 for detailed data of measurement setup	
Rec. antenna (pre-scan):	height 1.00 m, parallel and 90° to EUT polarisation	
Used filter:	bypass	
Test specification:	FCC 15.205 § 15.209; RSS-Gen: Issue 4	
Operator:	SLo	
Operating conditions:	11n 40MHz   MCS1   102	
Power during tests:	15V DC	

### EUT Information

Manufacturer:	Robert Bosch Car Multimedia GmbH
Model:	AIVIP32R0
Type:	-
-----	
EUT:	-
HW version:	001
SW version:	X128
SVN:	-
Config:	-
Serial number:	259157FH0A
Connected Interfaces:	-
Power Supply:	15VDC
Comments:	-

Full Spectrum



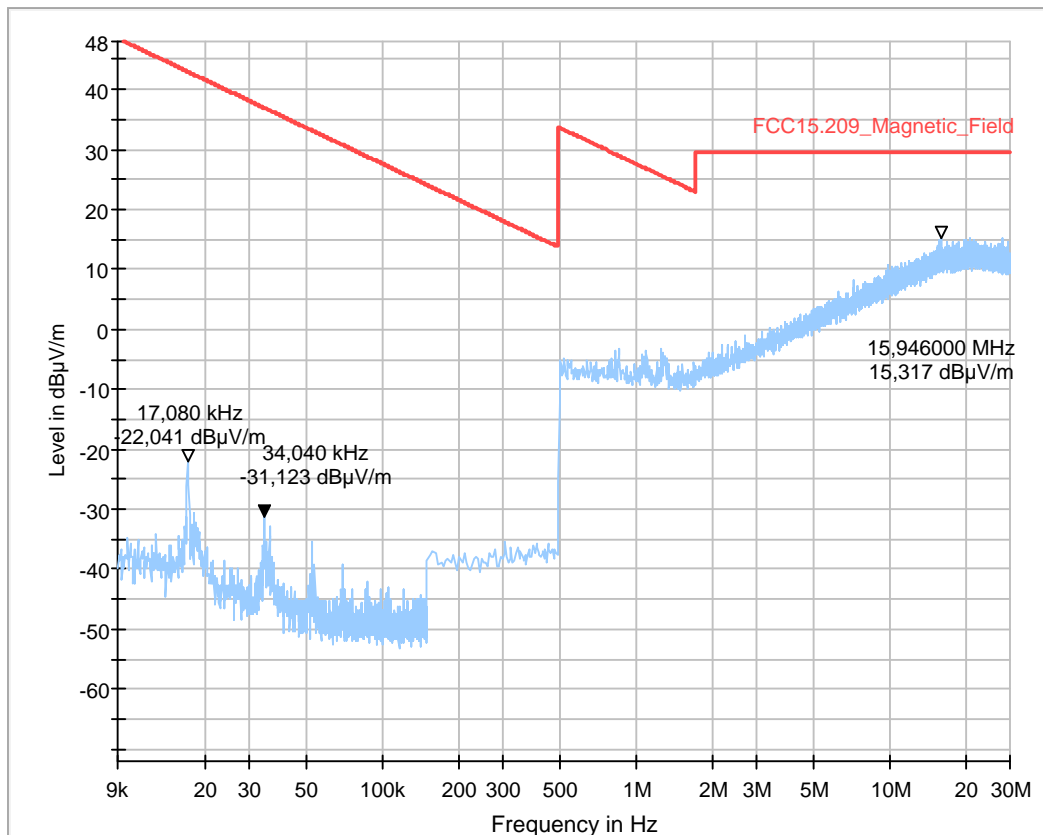
## 2.09a\_WLAN\_n\_mode\_40MHz\_ch151\_standing

Date:	15.06.2017	Page 1 of 1
Test description:	Magnetic Field Strength Measurement related to 30/300 m distance	
Test site and distance:	Ref.-Nr. 441 Semi Anechoic Room (SAR) with 3 m measurement distance	
Version of Testsoftware:	EMC32 V9.25.0	
Distance correction:	used accord. table, pls. see test report	
Technical Data:	Please see page 2 for detailed data of measurement setup	
Rec. antenna (pre-scan):	height 1.00 m, parallel and 90° to EUT polarisation	
Used filter:	bypass	
Test specification:	FCC 15.205 § 15.209; RSS-Gen: Issue 4	
Operator:	SLo	
Operating conditions:	11n 40MHz   MCS5   151	
Power during tests:	15V DC	
Comment:	DUT standing	

### EUT Information

Manufacturer:	Robert Bosch Car Multimedia GmbH
Model:	AIVIP32R0
Type:	-
-----	
EUT:	-
HW version:	001
SW version:	X128
SVN:	-
Config:	-
Serial number:	259157FH0A
Connected Interfaces:	-
Power Supply:	15VDC
Comments:	-

Full Spectrum



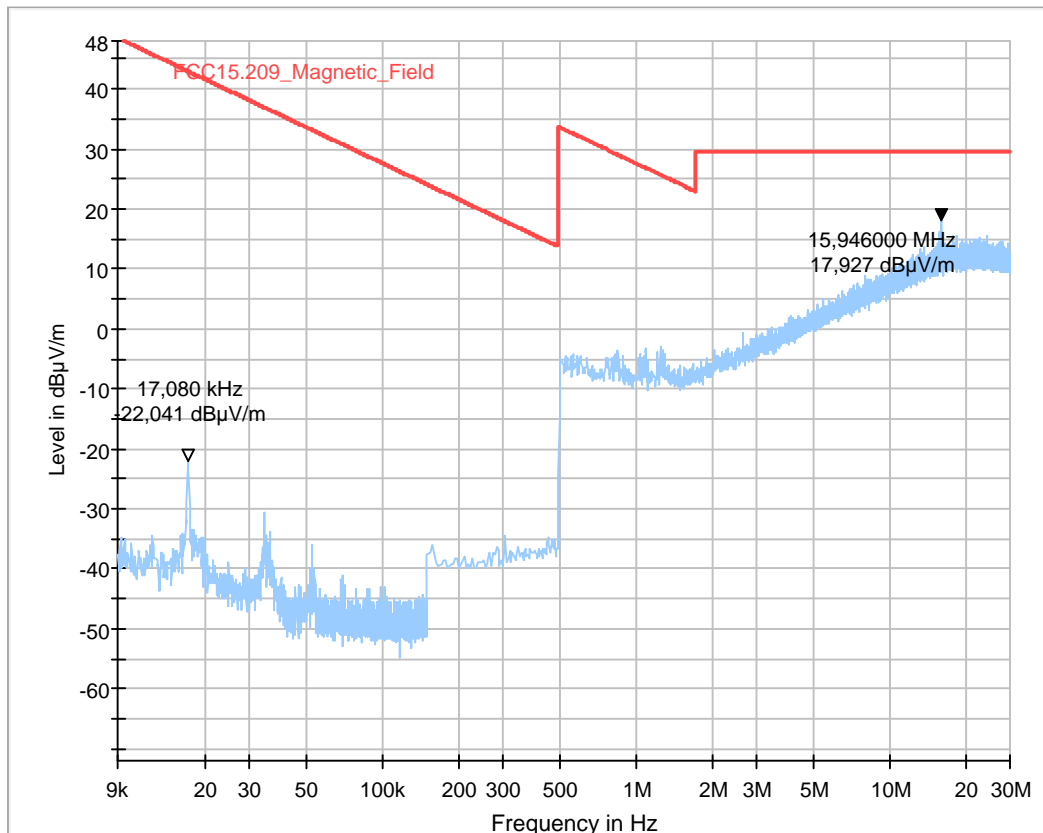
## 2.09b\_WLAN\_n\_mode\_40MHz\_ch151\_laying

Date:	15.06.2017	Page 1 of 1
Test description:	Magnetic Field Strength Measurement related to 30/300 m distance	
Test site and distance:	Ref.-Nr. 441 Semi Anechoic Room (SAR) with 3 m measurement distance	
Version of Testsoftware:	EMC32 V9.25.0	
Distance correction:	used accord. table, pls. see test report	
Technical Data:	Please see page 2 for detailed data of measurement setup	
Rec. antenna (pre-scan):	height 1.00 m, parallel and 90° to EUT polarisation	
Used filter:	bypass	
Test specification:	FCC 15.205 § 15.209; RSS-Gen: Issue 4	
Operator:	SLo	
Operating conditions:	11n 40MHz   MCS5   151	
Power during tests:	15V DC	
Comment:	DUT laying	

### EUT Information

Manufacturer:	Robert Bosch Car Multimedia GmbH
Model:	AIVIP32R0
Type:	-
-----	
EUT:	-
HW version:	001
SW version:	X128
SVN:	-
Config:	-
Serial number:	259157FH0A
Connected Interfaces:	-
Power Supply:	15VDC
Comments:	-

Full Spectrum



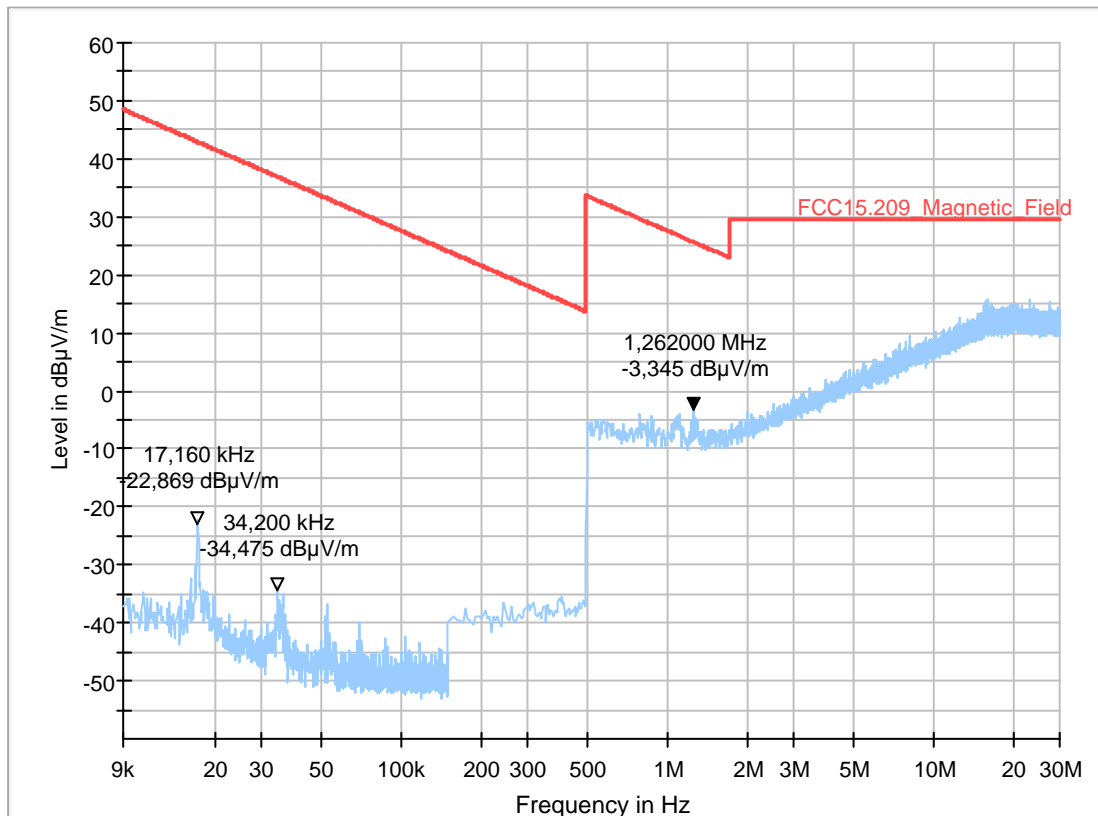
## 2.10a\_WLAN\_a\_mode\_20MHz\_ch48\_standing

Date:	14.06.2017	Page 1 of 1
Test description:	Magnetic Field Strength Measurement related to 30/300 m distance	
Test site and distance:	Ref.-Nr. 441 Semi Anechoic Room (SAR) with 3 m measurement distance	
Version of Testsoftware:	EMC32 V9.25.0	
Distance correction:	used accord. table, pls. see test report	
Technical Data:	Please see page 2 for detailed data of measurement setup	
Rec. antenna (pre-scan):	height 1.00 m, parallel and 90° to EUT polarisation	
Used filter:	bypass	
Test specification:	FCC 15.205 § 15.209; RSS-Gen: Issue 4	
Operator:	HEI	
Operating conditions:	2.10a_WLAN_a_mode_20MHz_ch48_standing	
Power during tests:	15V DC	

### EUT Information

Manufacturer:	Robert Bosch Car Multimedia GmbH
Model:	AIVIP32R0
Type:	-
-----	
EUT:	-
HW version:	001
SW version:	X128
SVN:	-
Config:	-
Serial number:	259157FH0A
Connected Interfaces:	-
Power Supply:	15VDC
Comments:	-

Full Spectrum



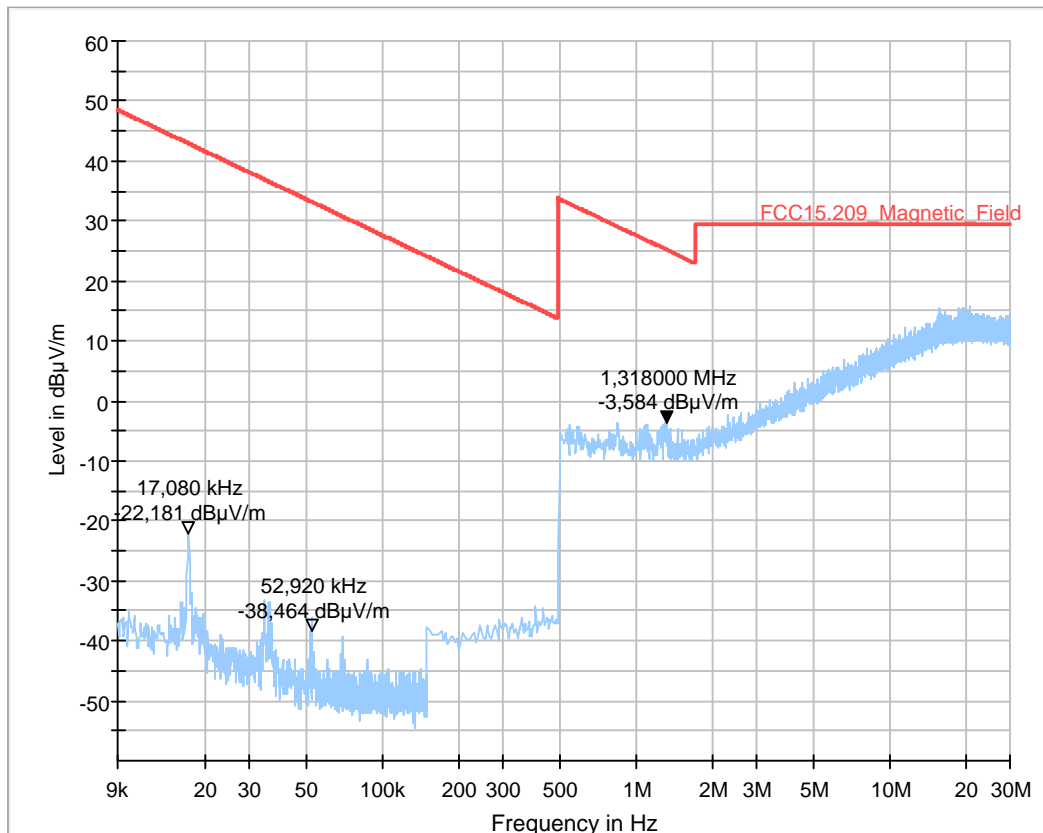
## Diagram No.2.10b\_WLAN\_a\_mode\_20MHz\_ch48\_laying

Date:	14.06.2017	Page 1 of 1
Test description:	Magnetic Field Strength Measurement related to 30/300 m distance	
Test site and distance:	Ref.-Nr. 441 Semi Anechoic Room (SAR) with 3 m measurement distance	
Version of Testsoftware:	EMC32 V9.25.0	
Distance correction:	used accord. table, pls. see test report	
Technical Data:	Please see page 2 for detailed data of measurement setup	
Rec. antenna (pre-scan):	height 1.00 m, parallel and 90° to EUT polarisation	
Used filter:	bypass	
Test specification:	FCC 15.205 § 15.209; RSS-Gen: Issue 4	
Operator:	HEI	
Operating conditions:	2.10a_WLAN_a_mode_20MHz_ch48_standing	
Power during tests:	15V DC	

### EUT Information

Manufacturer:	Robert Bosch Car Multimedia GmbH
Model:	AIVIP32R0
Type:	-
-----	
EUT:	-
HW version:	001
SW version:	X128
SVN:	-
Config:	-
Serial number:	259157FH0A
Connected Interfaces:	-
Power Supply:	15VDC
Comments:	-

Full Spectrum



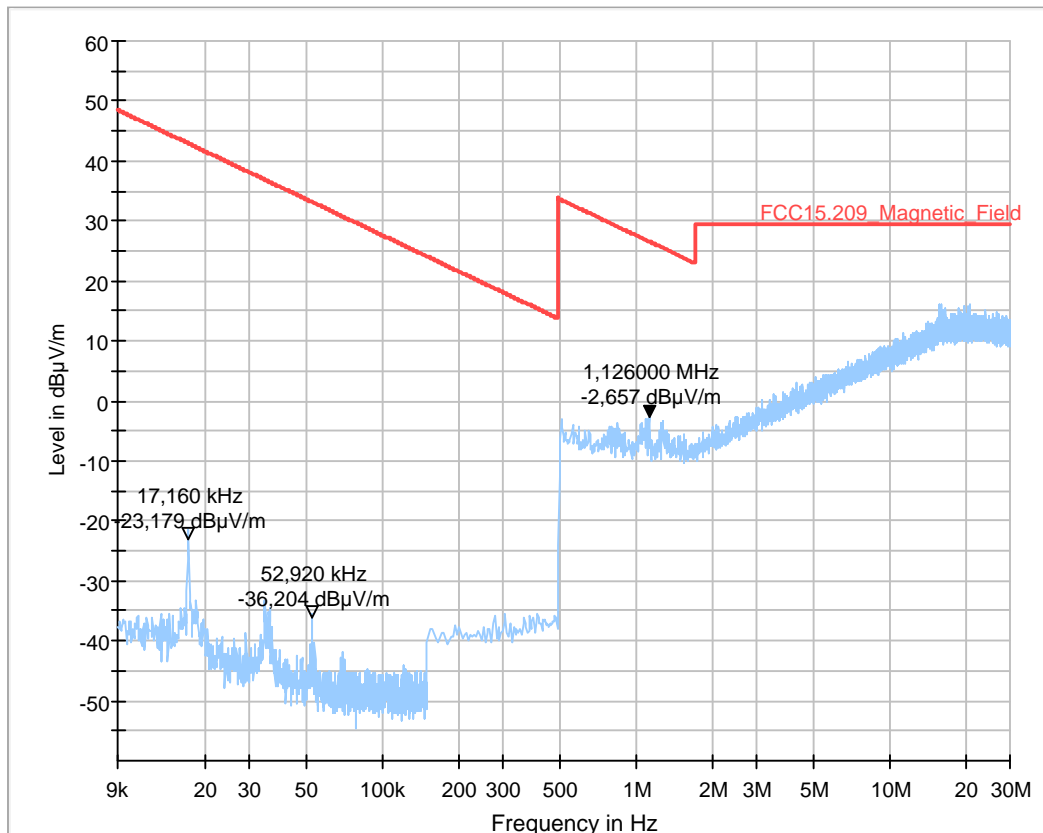
## Diagram No.2.11a\_WLAN\_a\_mode\_20MHz\_ch64\_standing

Date:	14.06.2017	Page 1 of 1
Test description:	Magnetic Field Strength Measurement related to 30/300 m distance	
Test site and distance:	Ref.-Nr. 441 Semi Anechoic Room (SAR) with 3 m measurement distance	
Version of Testsoftware:	EMC32 V9.25.0	
Distance correction:	used accord. table, pls. see test report	
Technical Data:	Please see page 2 for detailed data of measurement setup	
Rec. antenna (pre-scan):	height 1.00 m, parallel and 90° to EUT polarisation	
Used filter:	bypass	
Test specification:	FCC 15.205 § 15.209; RSS-Gen: Issue 4	
Operator:	HEI	
Operating conditions:	2.11a_WLAN_a_mode_20MHz_ch64_standing	
Power during tests:	15V DC	

### EUT Information

Manufacturer:	Robert Bosch Car Multimedia GmbH
Model:	AIVIP32R0
Type:	-
-----	
EUT:	-
HW version:	001
SW version:	X128
SVN:	-
Config:	-
Serial number:	259157FH0A
Connected Interfaces:	-
Power Supply:	15VDC
Comments:	-

Full Spectrum



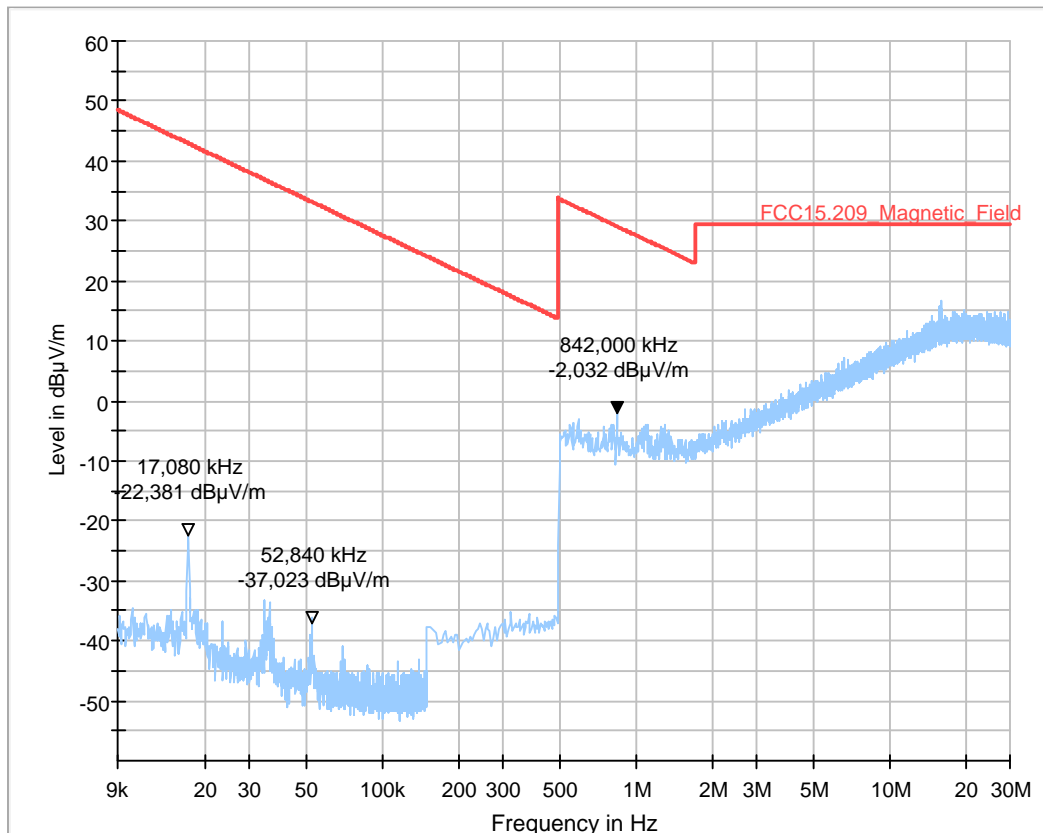
## Diagram No.2.11b\_WLAN\_a\_mode\_20MHz\_ch64\_laying

Date:	14.06.2017	Page 1 of 1
Test description:	Magnetic Field Strength Measurement related to 30/300 m distance	
Test site and distance:	Ref.-Nr. 441 Semi Anechoic Room (SAR) with 3 m measurement distance	
Version of Testsoftware:	EMC32 V9.25.0	
Distance correction:	used accord. table, pls. see test report	
Technical Data:	Please see page 2 for detailed data of measurement setup	
Rec. antenna (pre-scan):	height 1.00 m, parallel and 90° to EUT polarisation	
Used filter:	bypass	
Test specification:	FCC 15.205 § 15.209; RSS-Gen: Issue 4	
Operator:	HEI	
Operating conditions:	2.11b_WLAN_a_mode_20MHz_ch64_laying	
Power during tests:	15V DC	

### EUT Information

Manufacturer:	Robert Bosch Car Multimedia GmbH
Model:	AIVIP32R0
Type:	-
-----	
EUT:	-
HW version:	001
SW version:	X128
SVN:	-
Config:	-
Serial number:	259157FH0A
Connected Interfaces:	-
Power Supply:	15VDC
Comments:	-

Full Spectrum



## 2.12a\_WLAN\_a\_mode\_20MHz\_ch140\_standing

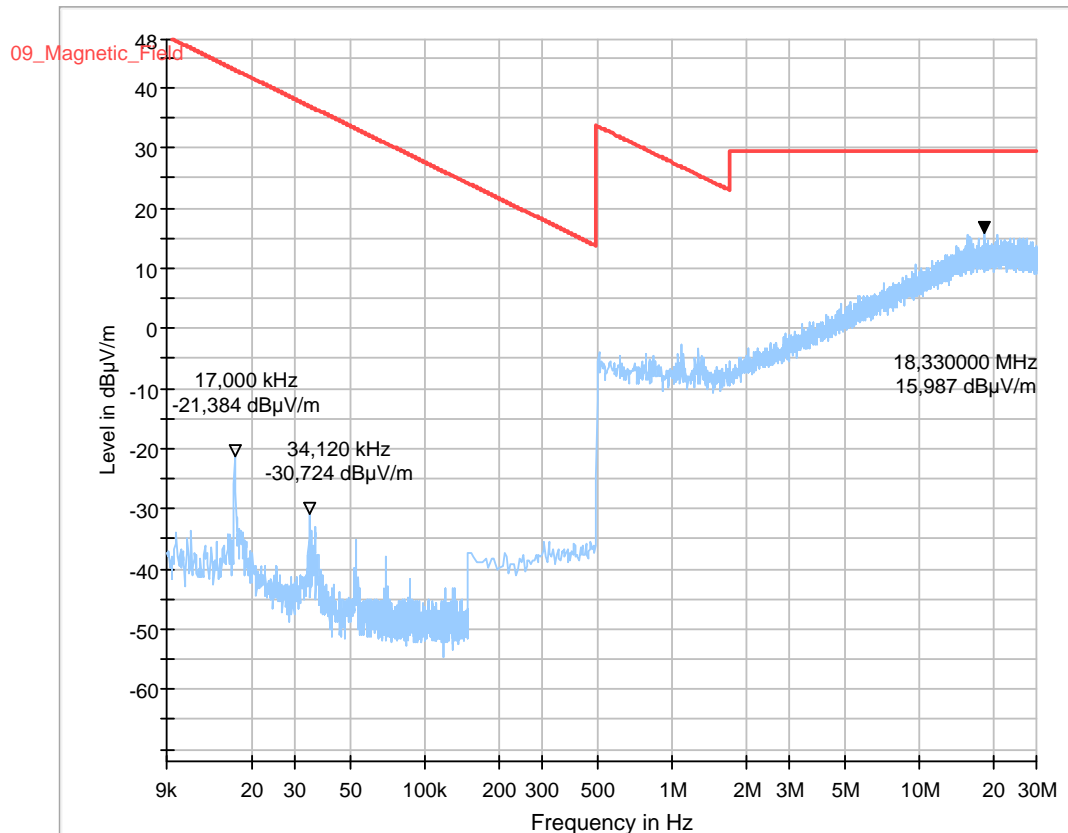
### Common Information

Test description:	Magnetic Field Strength Measurement related to 30/300 m distance
Test site and distance:	Ref.-Nr. 441 Semi Anechoic Room (SAR) with 3 m measurement distance
Version of Testsoftware:	EMC32 V9.25.0
Distance correction:	used accord. table, pls. see test report
Technical Data:	Please see page 2 for detailed data of measurement setup
Rec. antenna (pre-scan):	height 1.00 m, parallel and 90° to EUT polarisation
Used filter:	bypass
Test specification:	FCC 15.205 § 15.209; RSS-Gen: Issue 4
Operator:	RI
Operating conditions:	11a 20MHz   6 Mbit 140
Power during tests:	15V DC
Comment:	DUT standing

### EUT Information

Manufacturer:	Robert Bosch Car Multimedia GmbH
Model:	AIVIP32R0
Type:	-
-----	
EUT:	-
HW version:	001
SW version:	X128
SVN:	-
Config:	-
Serial number:	259157FH0A
Connected Interfaces:	-
Power Supply:	15VDC
Comments:	-

Full Spectrum





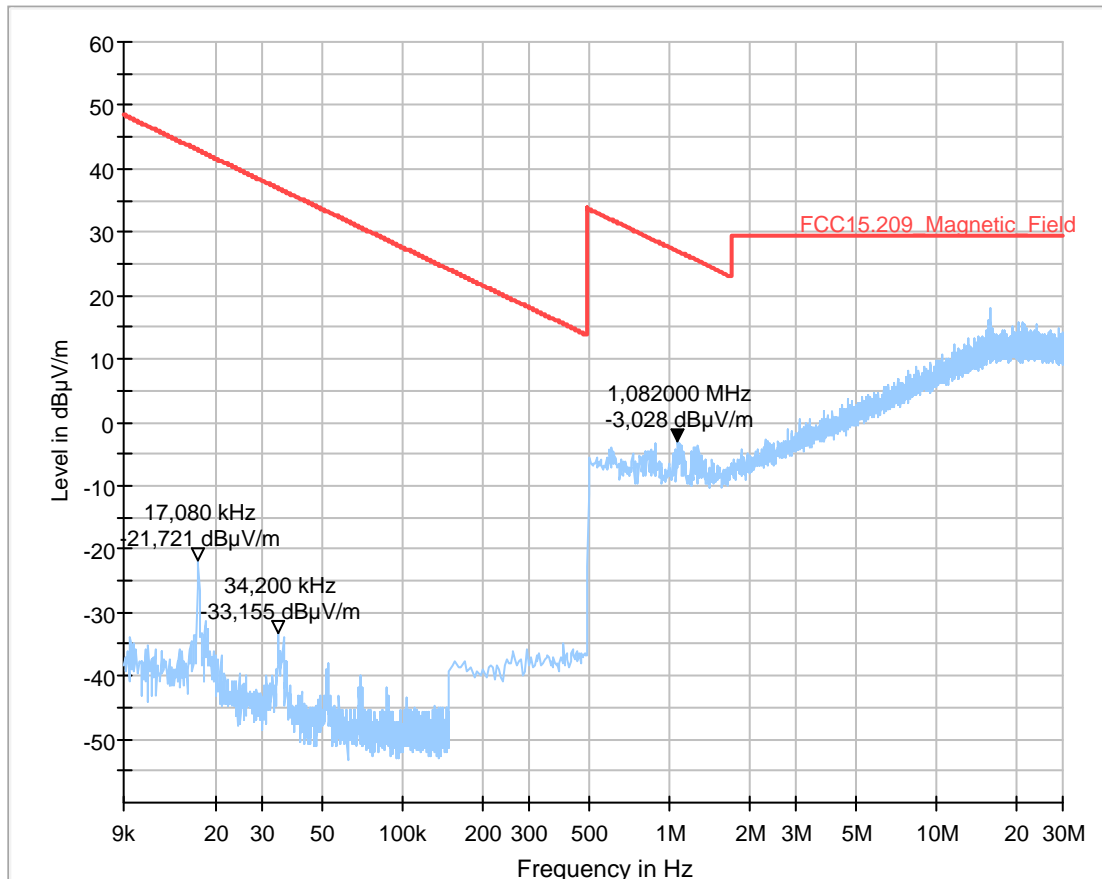
## Diagram No.2.12a\_WLAN\_a\_mode\_20MHz\_ch140\_laying

Date:	14.06.2017	Page 1 of 1
Test description:	Magnetic Field Strength Measurement related to 30/300 m distance	
Test site and distance:	Ref.-Nr. 441 Semi Anechoic Room (SAR) with 3 m measurement distance	
Version of Testsoftware:	EMC32 V9.25.0	
Distance correction:	used accord. table, pls. see test report	
Technical Data:	Please see page 2 for detailed data of measurement setup	
Rec. antenna (pre-scan):	height 1.00 m, parallel and 90° to EUT polarisation	
Used filter:	bypass	
Test specification:	FCC 15.205 § 15.209; RSS-Gen: Issue 4	
Operator:	HEI	
Operating conditions:	2.12b_WLAN_a_mode_20MHz_ch140_laying	
Power during tests:	15V DC	

### EUT Information

Manufacturer:	Robert Bosch Car Multimedia GmbH
Model:	AIVIP32R0
Type:	-
-----	
EUT:	-
HW version:	001
SW version:	X128
SVN:	-
Config:	-
Serial number:	259157FH0A
Connected Interfaces:	-
Power Supply:	15VDC
Comments:	-

Full Spectrum



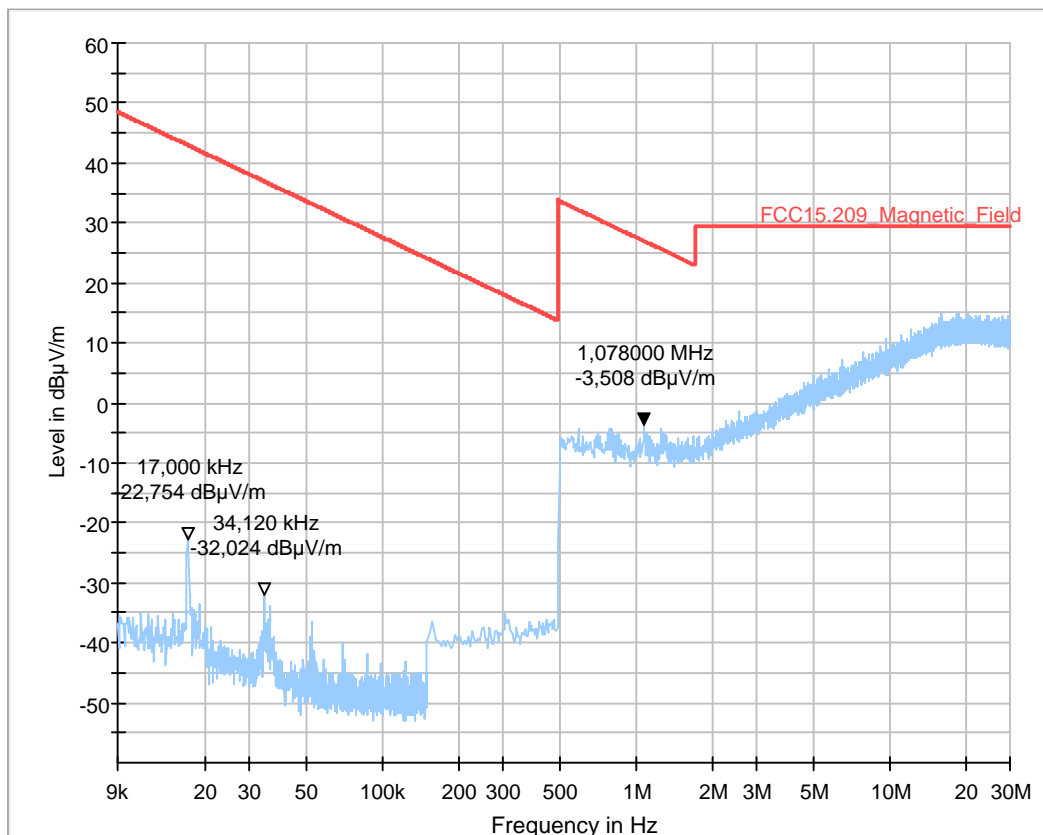
## 2.13a\_WLAN\_a\_mode\_20MHz\_ch165\_standing

Date:	15.06.2017	Page 1 of 1
Test description:	Magnetic Field Strength Measurement related to 30/300 m distance	
Test site and distance:	Ref.-Nr. 441 Semi Anechoic Room (SAR) with 3 m measurement distance	
Version of Testsoftware:	EMC32 V9.25.0	
Distance correction:	used accord. table, pls. see test report	
Technical Data:	Please see page 2 for detailed data of measurement setup	
Rec. antenna (pre-scan):	height 1.00 m, parallel and 90° to EUT polarisation	
Used filter:	bypass	
Test specification:	FCC 15.205 § 15.209; RSS-Gen: Issue 4	
Operator:	MBe	
Operating conditions:	11a 20MHz   6 Mbit 165	
Power during tests:	15V DC	

### EUT Information

Manufacturer:	Robert Bosch Car Multimedia GmbH
Model:	AIVIP32R0
Type:	-
-----	
EUT:	-
HW version:	001
SW version:	X128
SVN:	-
Config:	-
Serial number:	259157FH0A
Connected Interfaces:	-
Power Supply:	15VDC
Comments:	-

Full Spectrum



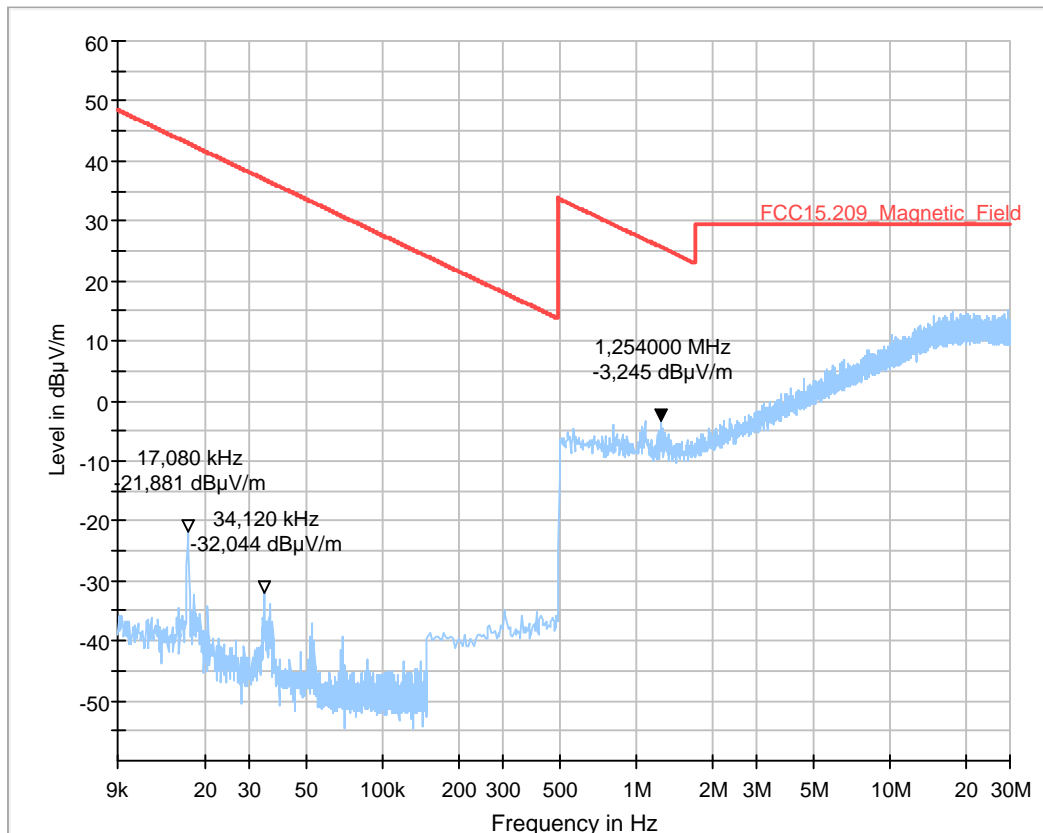
## 2.13b\_WLAN\_a\_mode\_20MHz\_ch165\_laying

Date:	15.06.2017	Page 1 of 1
Test description:	Magnetic Field Strength Measurement related to 30/300 m distance	
Test site and distance:	Ref.-Nr. 441 Semi Anechoic Room (SAR) with 3 m measurement distance	
Version of Testsoftware:	EMC32 V9.25.0	
Distance correction:	used accord. table, pls. see test report	
Technical Data:	Please see page 2 for detailed data of measurement setup	
Rec. antenna (pre-scan):	height 1.00 m, parallel and 90° to EUT polarisation	
Used filter:	bypass	
Test specification:	FCC 15.205 § 15.209; RSS-Gen: Issue 4	
Operator:	MBe	
Operating conditions:	11a 20MHz   6 Mbit 165	
Power during tests:	15V DC	

### EUT Information

Manufacturer:	Robert Bosch Car Multimedia GmbH
Model:	AIVIP32R0
Type:	-
-----	
EUT:	-
HW version:	001
SW version:	X128
SVN:	-
Config:	-
Serial number:	259157FH0A
Connected Interfaces:	-
Power Supply:	15VDC
Comments:	-

Full Spectrum



## 2.14a\_WLAN\_n\_mode\_20MHz\_ch48\_standing

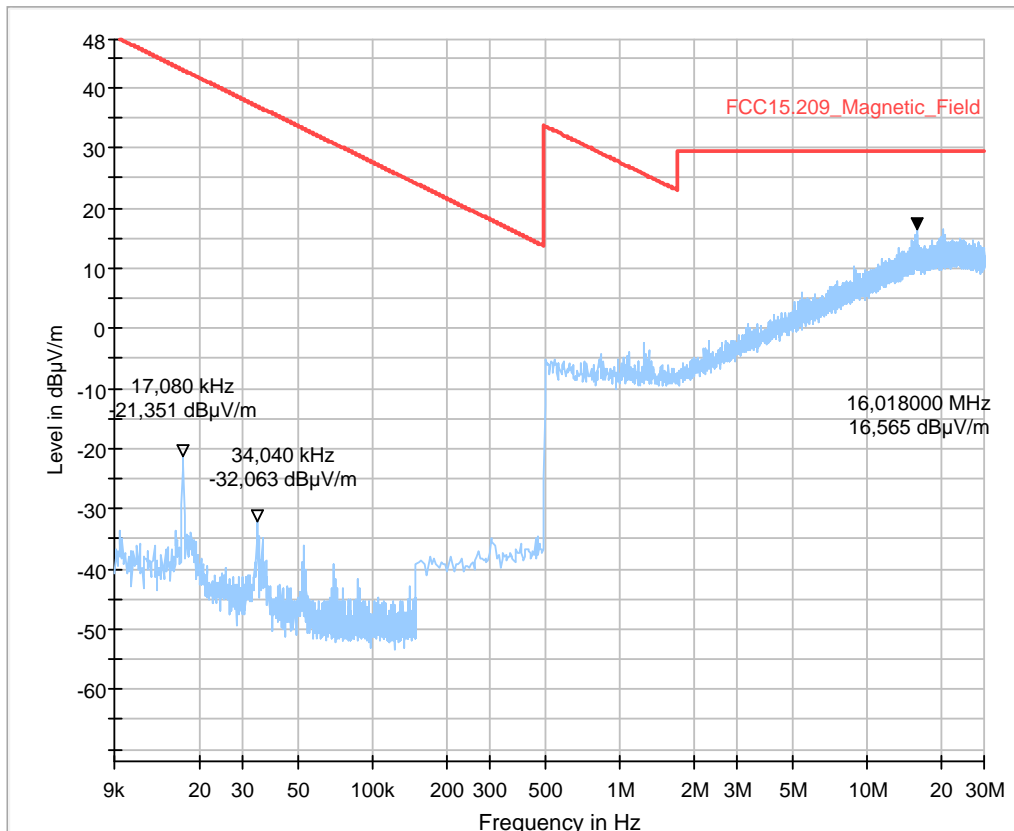
### Common Information

Test description:	Magnetic Field Strength Measurement related to 30/300 m distance
Test site and distance:	Ref.-Nr. 441 Semi Anechoic Room (SAR) with 3 m measurement distance
Version of Testsoftware:	EMC32 V9.25.0
Distance correction:	used accord. table, pls. see test report
Technical Data:	Please see page 2 for detailed data of measurement setup
Rec. antenna (pre-scan):	height 1.00 m, parallel and 90° to EUT polarisation
Used filter:	bypass
Test specification:	FCC 15.205 § 15.209; RSS-Gen: Issue 4
Operator:	RIs
Operating conditions:	11n 20MHz   MCS0 48
Power during tests:	15V DC
Comment:	DUT standing

### EUT Information

Manufacturer:	Robert Bosch Car Multimedia GmbH
Model:	AIVIP32R0
Type:	-
-----	
EUT:	-
HW version:	001
SW version:	X128
SVN:	-
Config:	-
Serial number:	259157FH0A
Connected Interfaces:	-
Power Supply:	15VDC
Comments:	-

Full Spectrum



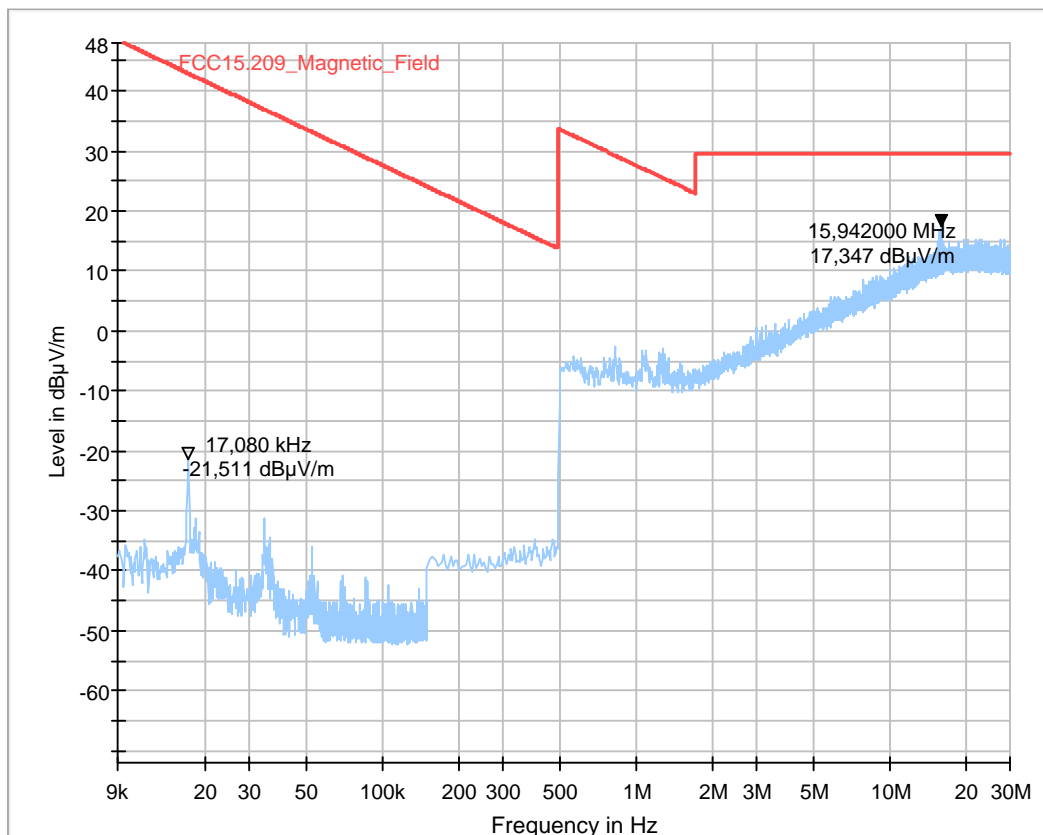
## 2.14b\_WLAN\_n\_mode\_20MHz\_ch48\_laying

Date:	15.06.2017	Page 1 of 1
Test description:	Magnetic Field Strength Measurement related to 30/300 m distance	
Test site and distance:	Ref.-Nr. 441 Semi Anechoic Room (SAR) with 3 m measurement distance	
Version of Testsoftware:	EMC32 V9.25.0	
Distance correction:	used accord. table, pls. see test report	
Technical Data:	Please see page 2 for detailed data of measurement setup	
Rec. antenna (pre-scan):	height 1.00 m, parallel and 90° to EUT polarisation	
Used filter:	bypass	
Test specification:	FCC 15.205 § 15.209; RSS-Gen: Issue 4	
Operator:	SLo	
Operating conditions:	11n 20MHz   MCS0 48	
Power during tests:	15V DC	
Comment:	DUT laying	

### EUT Information

Manufacturer:	Robert Bosch Car Multimedia GmbH
Model:	AIVIP32R0
Type:	-
-----	
EUT:	-
HW version:	001
SW version:	X128
SVN:	-
Config:	-
Serial number:	259157FH0A
Connected Interfaces:	-
Power Supply:	15VDC
Comments:	-

Full Spectrum



## 2.15a\_WLAN\_n\_mode\_20MHz\_ch64\_standing

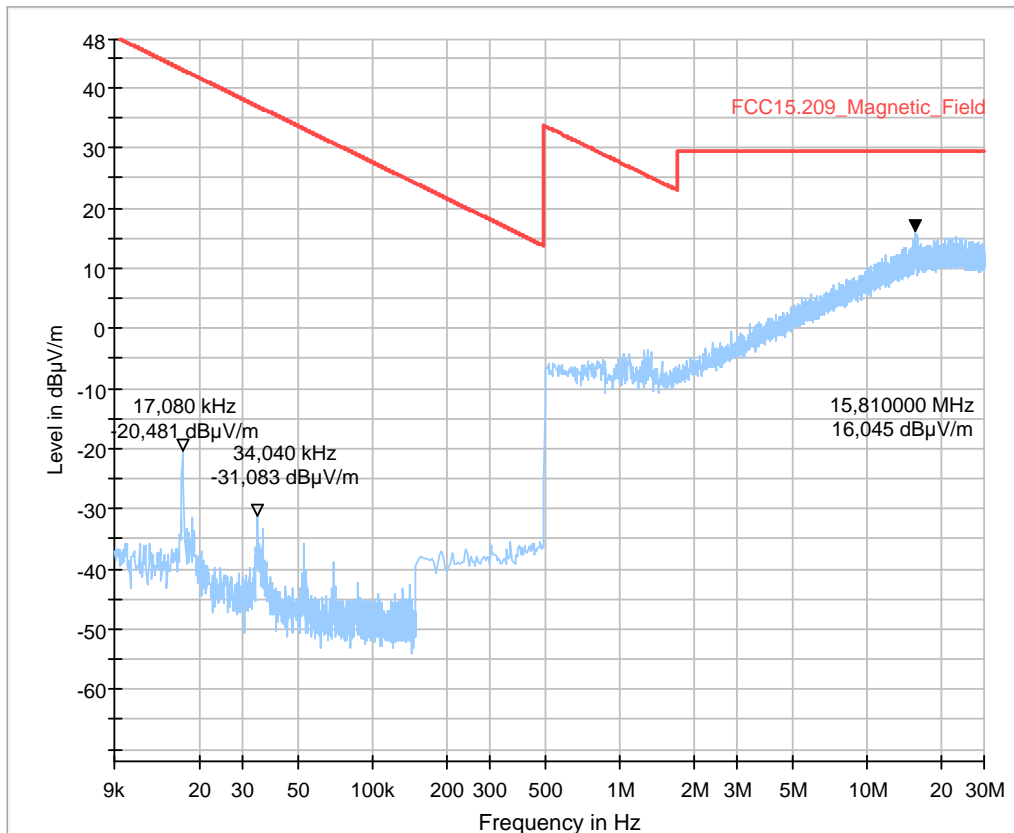
### Common Information

Test description:	Magnetic Field Strength Measurement related to 30/300 m distance
Test site and distance:	Ref.-Nr. 441 Semi Anechoic Room (SAR) with 3 m measurement distance
Version of Testsoftware:	EMC32 V9.25.0
Distance correction:	used accord. table, pls. see test report
Technical Data:	Please see page 2 for detailed data of measurement setup
Rec. antenna (pre-scan):	height 1.00 m, parallel and 90° to EUT polarisation
Used filter:	bypass
Test specification:	FCC 15.205 § 15.209; RSS-Gen: Issue 4
Operator:	RIs
Operating conditions:	11n 20MHz   MCS0 64
Power during tests:	15V DC
Comment:	DUT standing

### EUT Information

Manufacturer:	Robert Bosch Car Multimedia GmbH
Model:	AIVIP32R0
Type:	-
-----	
EUT:	-
HW version:	001
SW version:	X128
SVN:	-
Config:	-
Serial number:	259157FH0A
Connected Interfaces:	-
Power Supply:	15VDC
Comments:	-

Full Spectrum



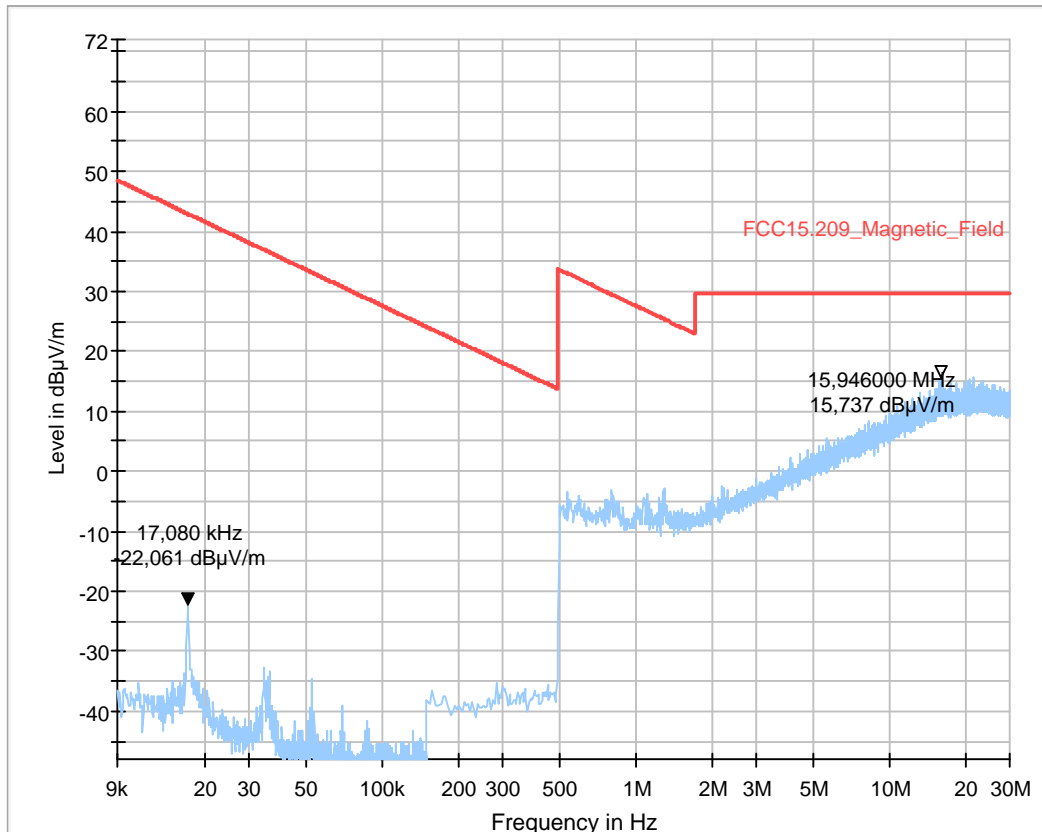
## 2.15b\_WLAN\_n\_mode\_20MHz\_ch64\_laying

Date:	15.06.2017	Page 1 of 1
Test description:	Magnetic Field Strength Measurement related to 30/300 m distance	
Test site and distance:	Ref.-Nr. 441 Semi Anechoic Room (SAR) with 3 m measurement distance	
Version of Testsoftware:	EMC32 V9.25.0	
Distance correction:	used accord. table, pls. see test report	
Technical Data:	Please see page 2 for detailed data of measurement setup	
Rec. antenna (pre-scan):	height 1.00 m, parallel and 90° to EUT polarisation	
Used filter:	bypass	
Test specification:	FCC 15.205 § 15.209; RSS-Gen: Issue 4	
Operator:	SLo	
Operating conditions:	11n 20MHz   MCS0 64	
Power during tests:	15V DC	
Comment:	DUT laying	

### EUT Information

Manufacturer:	Robert Bosch Car Multimedia GmbH
Model:	AIVIP32R0
Type:	-
-----	
EUT:	-
HW version:	001
SW version:	X128
SVN:	-
Config:	-
Serial number:	259157FH0A
Connected Interfaces:	-
Power Supply:	15VDC
Comments:	-

Full Spectrum



## 2.16a\_WLAN\_n\_mode\_20MHz\_ch140\_standing

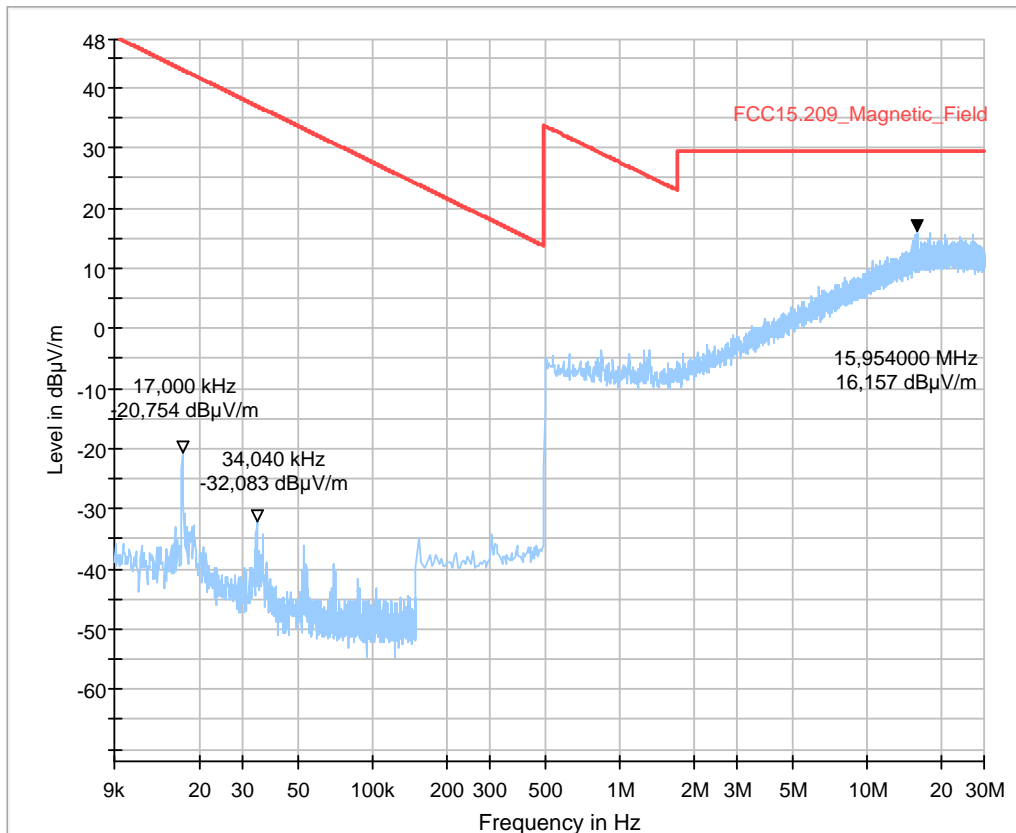
### Common Information

Test description:	Magnetic Field Strength Measurement related to 30/300 m distance
Test site and distance:	Ref.-Nr. 441 Semi Anechoic Room (SAR) with 3 m measurement distance
Version of Testsoftware:	EMC32 V9.25.0
Distance correction:	used accord. table, pls. see test report
Technical Data:	Please see page 2 for detailed data of measurement setup
Rec. antenna (pre-scan):	height 1.00 m, parallel and 90° to EUT polarisation
Used filter:	bypass
Test specification:	FCC 15.205 § 15.209; RSS-Gen: Issue 4
Operator:	RIs
Operating conditions:	11n 20MHz   MCS0 140
Power during tests:	15V DC
Comment:	DUT standing

### EUT Information

Manufacturer:	Robert Bosch Car Multimedia GmbH
Model:	AIVIP32R0
Type:	-
-----	
EUT:	-
HW version:	001
SW version:	X128
SVN:	-
Config:	-
Serial number:	259157FH0A
Connected Interfaces:	-
Power Supply:	15VDC
Comments:	-

Full Spectrum





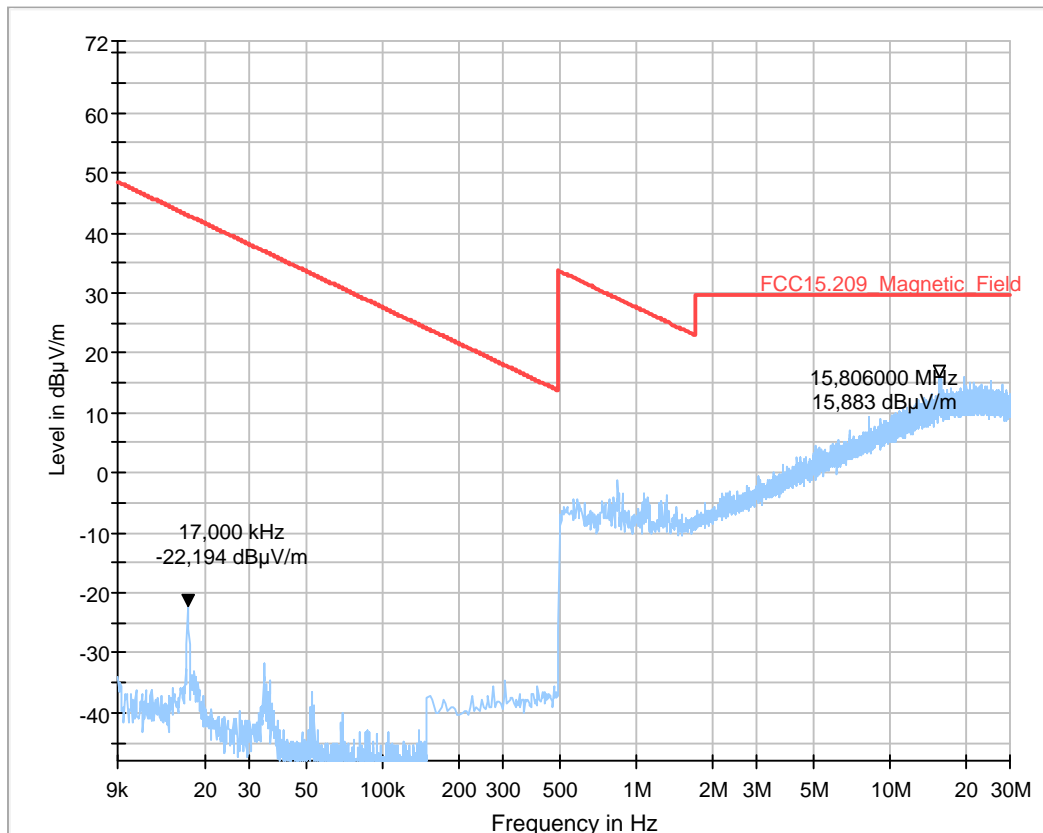
## 2.16b\_WLAN\_n\_mode\_20MHz\_ch100\_laying

Date:	15.06.2017	Page 1 of 1
Test description:	Magnetic Field Strength Measurement related to 30/300 m distance	
Test site and distance:	Ref.-Nr. 441 Semi Anechoic Room (SAR) with 3 m measurement distance	
Version of Testsoftware:	EMC32 V9.25.0	
Distance correction:	used accord. table, pls. see test report	
Technical Data:	Please see page 2 for detailed data of measurement setup	
Rec. antenna (pre-scan):	height 1.00 m, parallel and 90° to EUT polarisation	
Used filter:	bypass	
Test specification:	FCC 15.205 § 15.209; RSS-Gen: Issue 4	
Operator:	SLo	
Operating conditions:	11n 20MHz   MCS0 140	
Power during tests:	15V DC	
Comment:	DUT laying	

### EUT Information

Manufacturer:	Robert Bosch Car Multimedia GmbH
Model:	AIVIP32R0
Type:	-
-----	
EUT:	-
HW version:	001
SW version:	X128
SVN:	-
Config:	-
Serial number:	259157FH0A
Connected Interfaces:	-
Power Supply:	15VDC
Comments:	-

Full Spectrum



## 2.17a\_WLAN\_n\_mode\_20MHz\_ch165\_standing

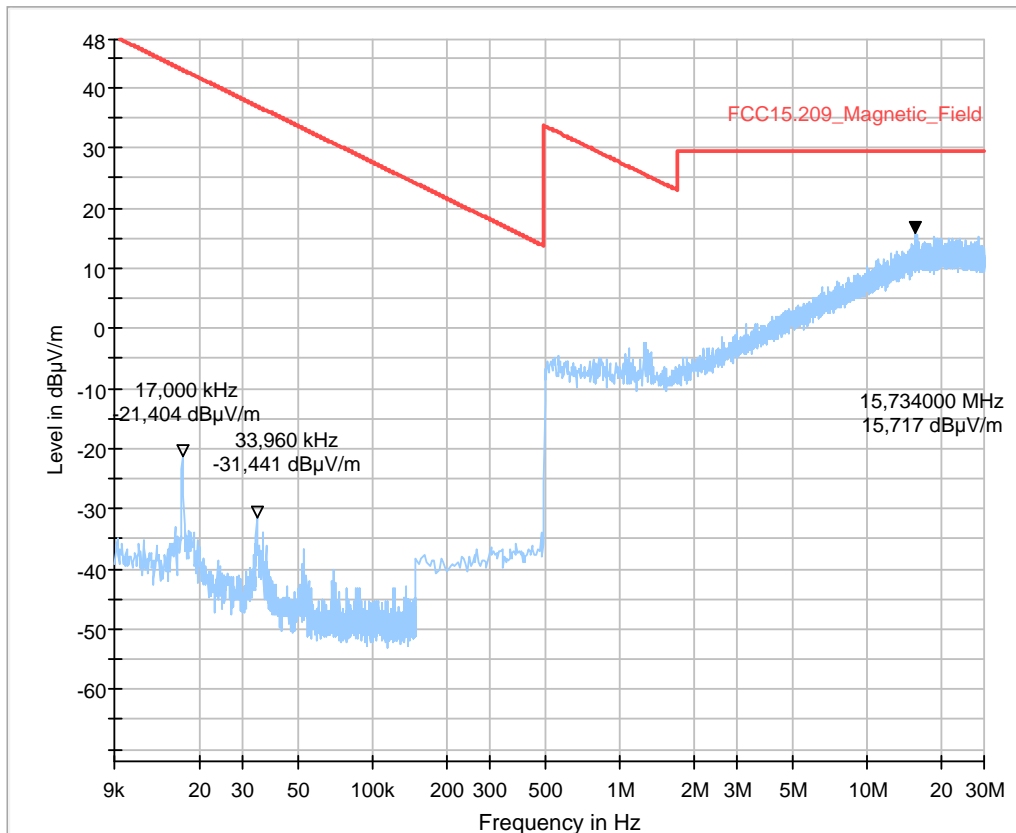
### Common Information

Test description:	Magnetic Field Strength Measurement related to 30/300 m distance
Test site and distance:	Ref.-Nr. 441 Semi Anechoic Room (SAR) with 3 m measurement distance
Version of Testsoftware:	EMC32 V9.25.0
Distance correction:	used accord. table, pls. see test report
Technical Data:	Please see page 2 for detailed data of measurement setup
Rec. antenna (pre-scan):	height 1.00 m, parallel and 90° to EUT polarisation
Used filter:	bypass
Test specification:	FCC 15.205 § 15.209; RSS-Gen: Issue 4
Operator:	RIs
Operating conditions:	11n 20MHz   MCS0 165
Power during tests:	15V DC
Comment:	DUT standing

### EUT Information

Manufacturer:	Robert Bosch Car Multimedia GmbH
Model:	AIVIP32R0
Type:	-
-----	
EUT:	-
HW version:	001
SW version:	X128
SVN:	-
Config:	-
Serial number:	259157FH0A
Connected Interfaces:	-
Power Supply:	15VDC
Comments:	-

Full Spectrum



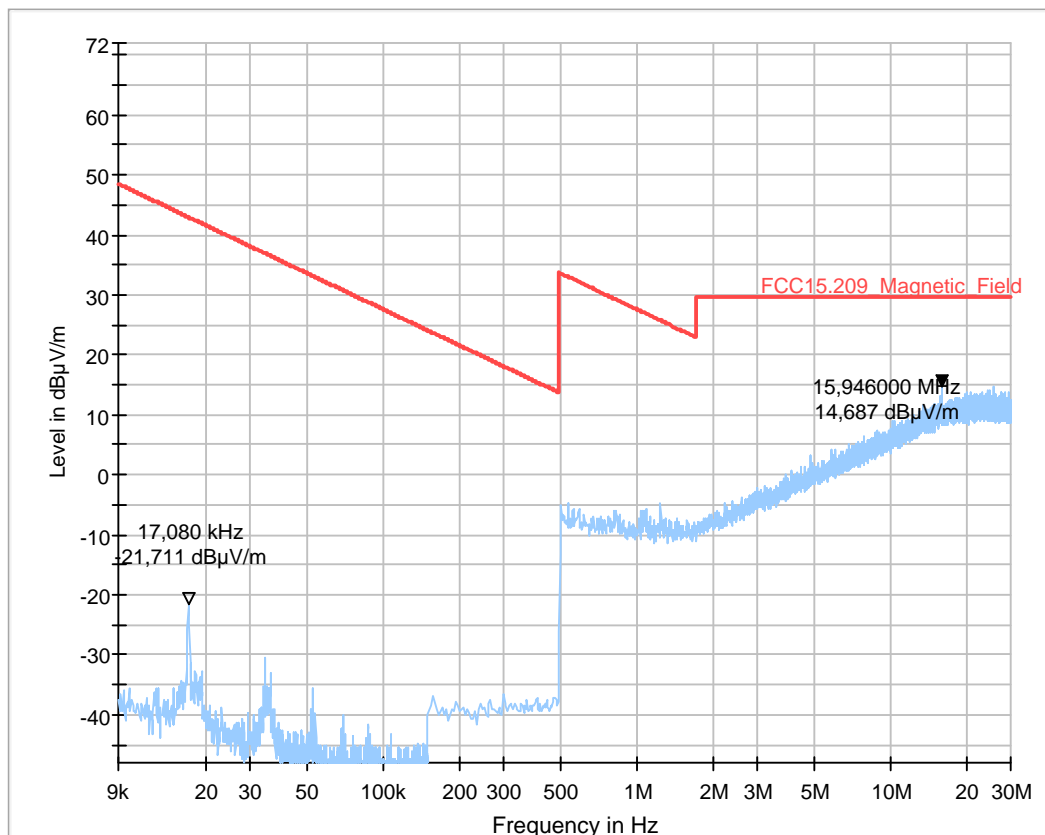
## 2.17b\_WLAN\_n\_mode\_20MHz\_ch165\_laying

Date:	15.06.2017	Page 1 of 1
Test description:	Magnetic Field Strength Measurement related to 30/300 m distance	
Test site and distance:	Ref.-Nr. 441 Semi Anechoic Room (SAR) with 3 m measurement distance	
Version of Testsoftware:	EMC32 V9.25.0	
Distance correction:	used accord. table, pls. see test report	
Technical Data:	Please see page 2 for detailed data of measurement setup	
Rec. antenna (pre-scan):	height 1.00 m, parallel and 90° to EUT polarisation	
Used filter:	bypass	
Test specification:	FCC 15.205 § 15.209; RSS-Gen: Issue 4	
Operator:	SLo	
Operating conditions:	11n 20MHz   MCS0 165	
Power during tests:	15V DC	
Comment:	DUT laying	

### EUT Information

Manufacturer:	Robert Bosch Car Multimedia GmbH
Model:	AIVIP32R0
Type:	-
-----	
EUT:	-
HW version:	001
SW version:	X128
SVN:	-
Config:	-
Serial number:	259157FH0A
Connected Interfaces:	-
Power Supply:	15VDC
Comments:	-

Full Spectrum



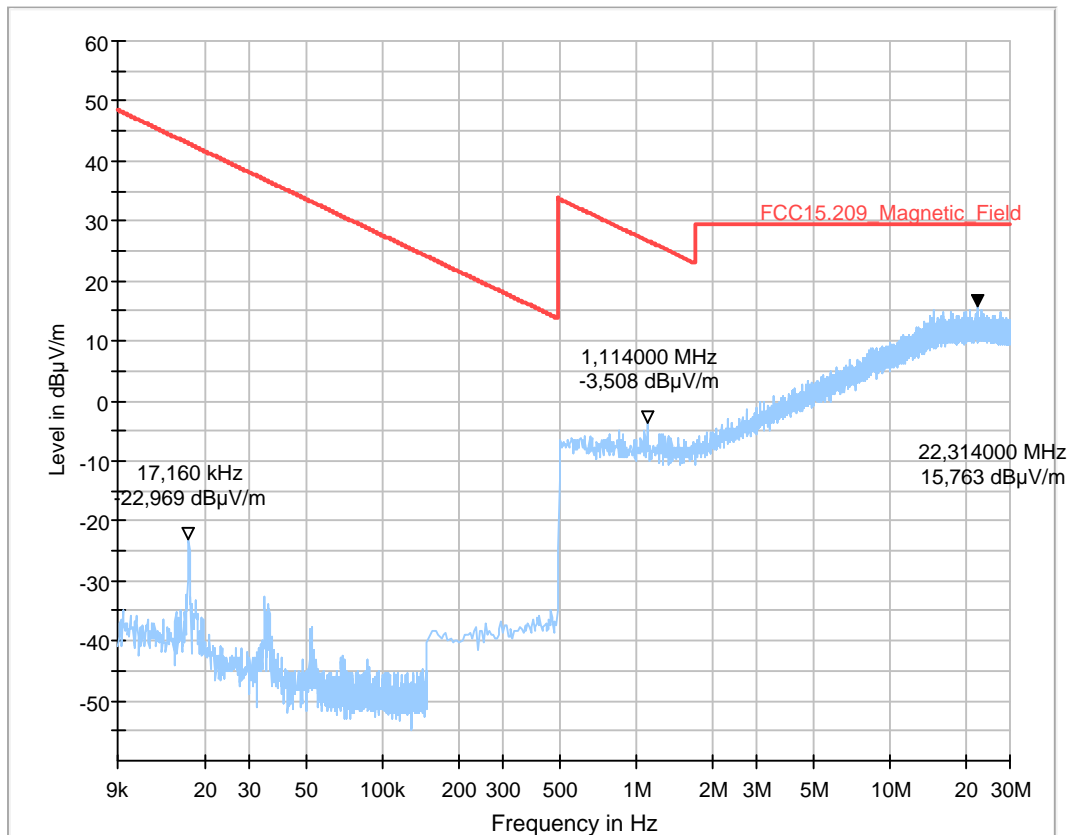
## 2.18a\_WLAN\_ac\_mode\_40MHz\_ch46\_standing

Date:	17.06.2017	Page 1 of 1
Test description:	Magnetic Field Strength Measurement related to 30/300 m distance	
Test site and distance:	Ref.-Nr. 441 Semi Anechoic Room (SAR) with 3 m measurement distance	
Version of Testsoftware:	EMC32 V9.25.0	
Distance correction:	used accord. table, pls. see test report	
Technical Data:	Please see page 2 for detailed data of measurement setup	
Rec. antenna (pre-scan):	height 1.00 m, parallel and 90° to EUT polarisation	
Used filter:	bypass	
Test specification:	FCC 15.205 § 15.209; RSS-Gen: Issue 4	
Operator:	KIv	
Operating conditions:	11ac 40MHz   VHT_SS1_MCS6 46	
Power during tests:	15V DC	
Comment:	DUT standing	

### EUT Information

Manufacturer:	Robert Bosch Car Multimedia GmbH
Model:	AIVIP32R0
Type:	-
-----	
EUT:	-
HW version:	001
SW version:	X128
SVN:	-
Config:	-
Serial number:	259157FH0A
Connected Interfaces:	-
Power Supply:	15VDC
Comments:	-

Full Spectrum



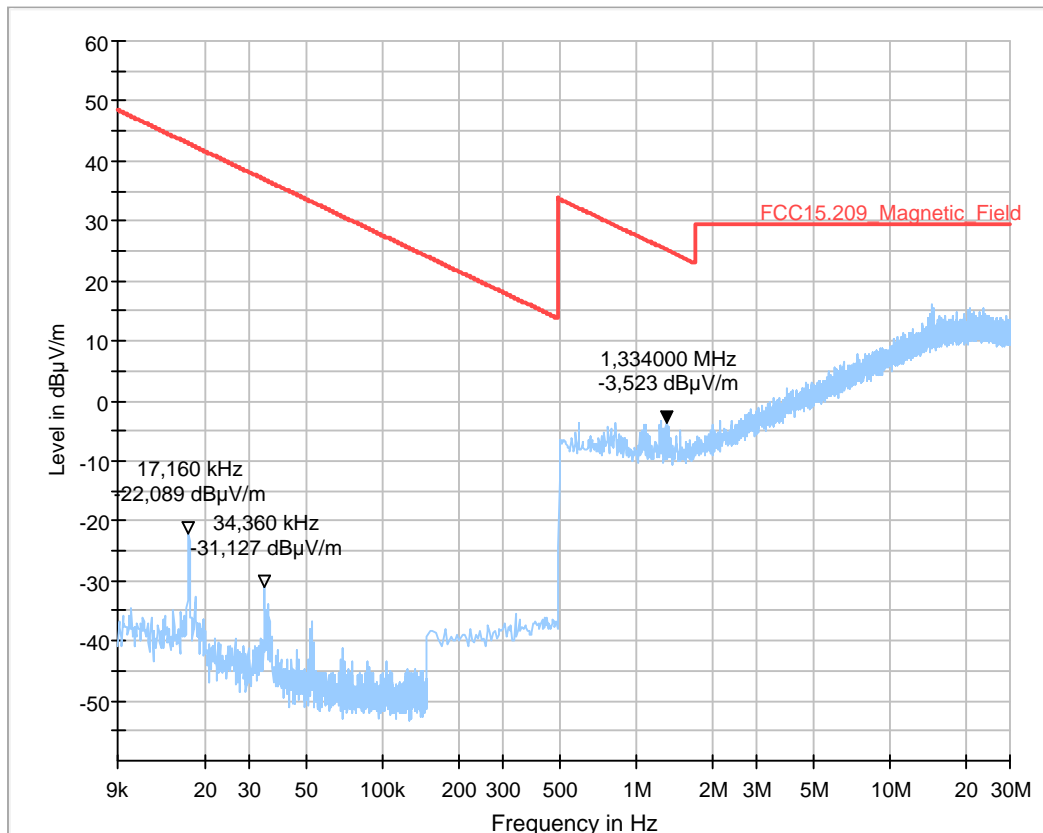
## 2.18b\_WLAN\_ac\_mode\_40MHz\_ch46\_laying

Date:	17.06.2017	Page 1 of 1
Test description:	Magnetic Field Strength Measurement related to 30/300 m distance	
Test site and distance:	Ref.-Nr. 441 Semi Anechoic Room (SAR) with 3 m measurement distance	
Version of Testsoftware:	EMC32 V9.25.0	
Distance correction:	used accord. table, pls. see test report	
Technical Data:	Please see page 2 for detailed data of measurement setup	
Rec. antenna (pre-scan):	height 1.00 m, parallel and 90° to EUT polarisation	
Used filter:	bypass	
Test specification:	FCC 15.205 § 15.209; RSS-Gen: Issue 4	
Operator:	KIv	
Operating conditions:	11ac 40MHz   VHT_SS1_MCS6 46	
Power during tests:	15V DC	
Comment:	DUT laying	

### EUT Information

Manufacturer:	Robert Bosch Car Multimedia GmbH
Model:	AIVIP32R0
Type:	-
-----	
EUT:	-
HW version:	001
SW version:	X128
SVN:	-
Config:	-
Serial number:	259157FH0A
Connected Interfaces:	-
Power Supply:	15VDC
Comments:	-

Full Spectrum



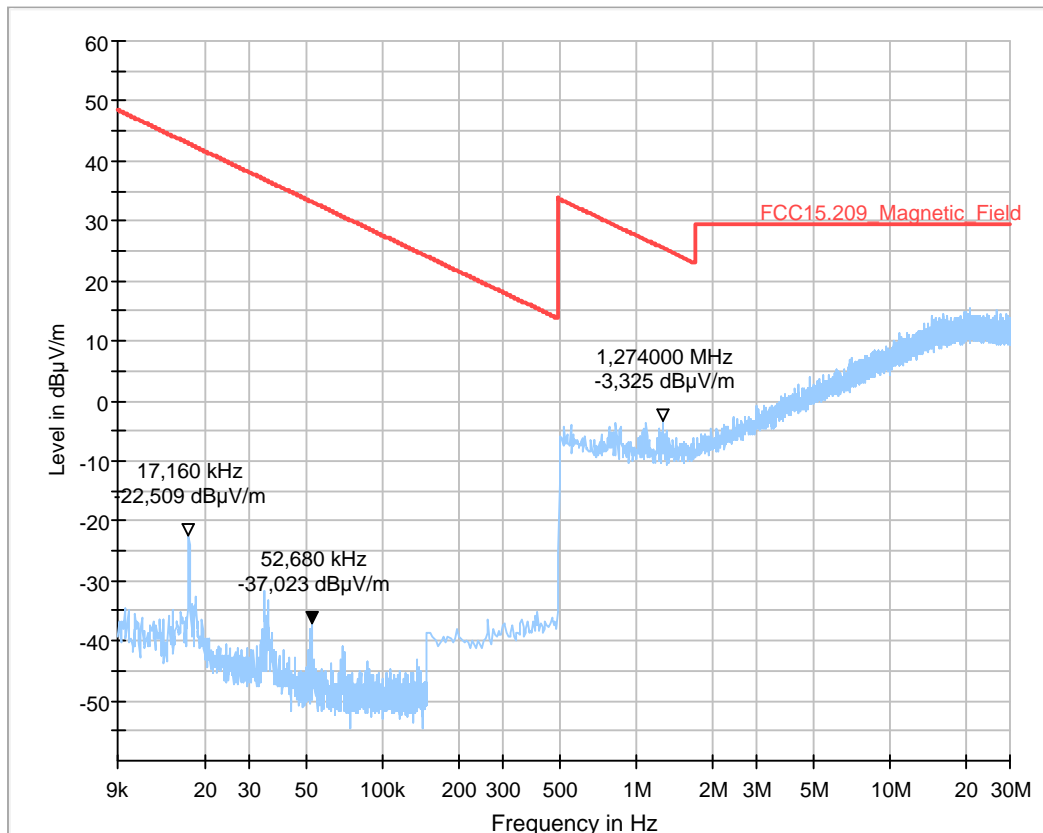
## 2.19a\_WLAN\_ac\_mode\_40MHz\_ch62\_standing

Date:	17.06.2017	Page 1 of 1
Test description:	Magnetic Field Strength Measurement related to 30/300 m distance	
Test site and distance:	Ref.-Nr. 441 Semi Anechoic Room (SAR) with 3 m measurement distance	
Version of Testsoftware:	EMC32 V9.25.0	
Distance correction:	used accord. table, pls. see test report	
Technical Data:	Please see page 2 for detailed data of measurement setup	
Rec. antenna (pre-scan):	height 1.00 m, parallel and 90° to EUT polarisation	
Used filter:	bypass	
Test specification:	FCC 15.205 § 15.209; RSS-Gen: Issue 4	
Operator:	KIv	
Operating conditions:	11ac 40MHz   VHT_SS1_MCS6 62	
Power during tests:	15V DC	
Comment:	DUT standing	

### EUT Information

Manufacturer:	Robert Bosch Car Multimedia GmbH
Model:	AIVIP32R0
Type:	-
-----	
EUT:	-
HW version:	001
SW version:	X128
SVN:	-
Config:	-
Serial number:	259157FH0A
Connected Interfaces:	-
Power Supply:	15VDC
Comments:	-

Full Spectrum



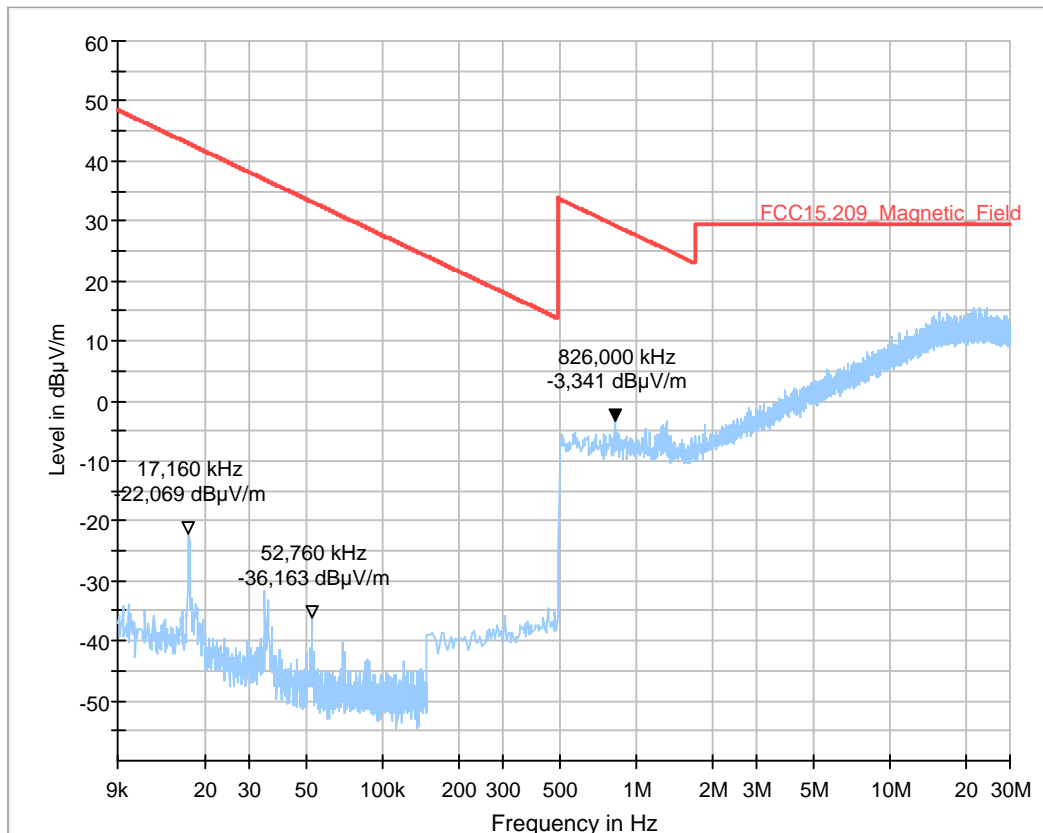
## 2.19b\_WLAN\_ac\_mode\_40MHz\_ch62\_laying

Date:	17.06.2017	Page 1 of 1
Test description:	Magnetic Field Strength Measurement related to 30/300 m distance	
Test site and distance:	Ref.-Nr. 441 Semi Anechoic Room (SAR) with 3 m measurement distance	
Version of Testsoftware:	EMC32 V9.25.0	
Distance correction:	used accord. table, pls. see test report	
Technical Data:	Please see page 2 for detailed data of measurement setup	
Rec. antenna (pre-scan):	height 1.00 m, parallel and 90° to EUT polarisation	
Used filter:	bypass	
Test specification:	FCC 15.205 § 15.209; RSS-Gen: Issue 4	
Operator:	Kiv	
Operating conditions:	11ac 40MHz   VHT_SS1_MCS6 62	
Power during tests:	15V DC	
Comment:	DUT laying	

### EUT Information

Manufacturer:	Robert Bosch Car Multimedia GmbH
Model:	AIVIP32R0
Type:	-
-----	
EUT:	-
HW version:	001
SW version:	X128
SVN:	-
Config:	-
Serial number:	259157FH0A
Connected Interfaces:	-
Power Supply:	15VDC
Comments:	-

Full Spectrum



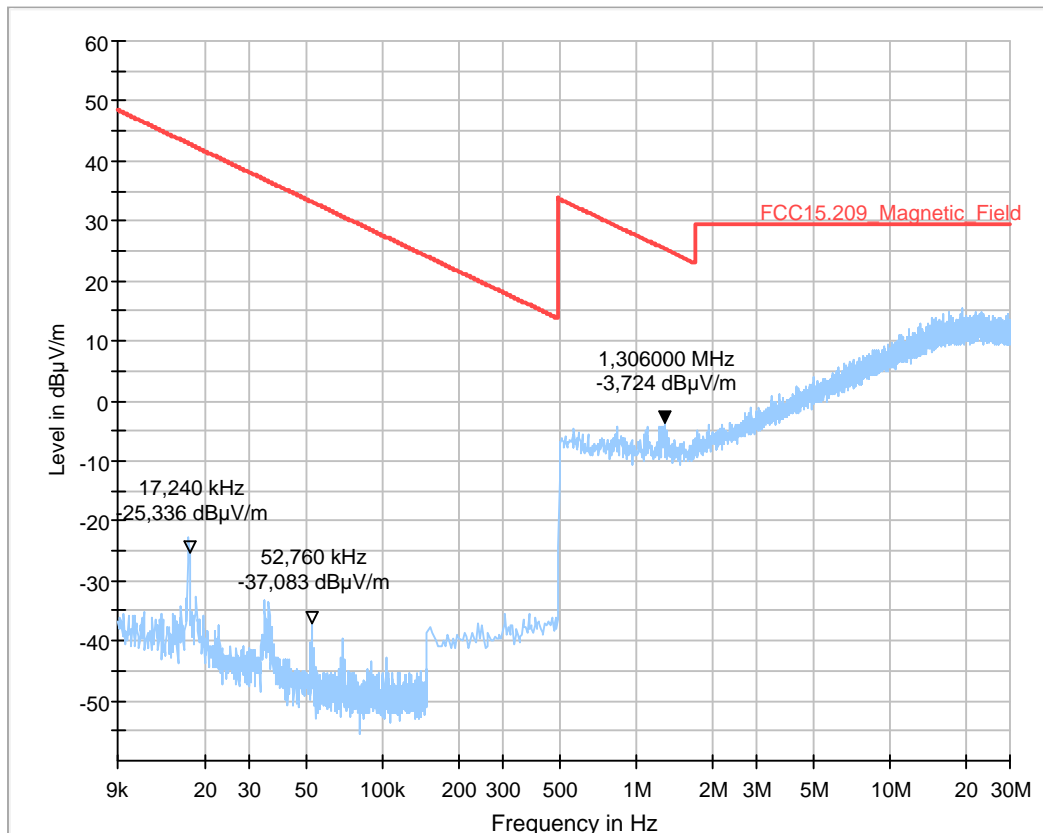
## 2.20a\_WLAN\_ac\_mode\_40MHz\_ch134\_standing

Date:	17.06.2017	Page 1 of 1
Test description:	Magnetic Field Strength Measurement related to 30/300 m distance	
Test site and distance:	Ref.-Nr. 441 Semi Anechoic Room (SAR) with 3 m measurement distance	
Version of Testsoftware:	EMC32 V9.25.0	
Distance correction:	used accord. table, pls. see test report	
Technical Data:	Please see page 2 for detailed data of measurement setup	
Rec. antenna (pre-scan):	height 1.00 m, parallel and 90° to EUT polarisation	
Used filter:	bypass	
Test specification:	FCC 15.205 § 15.209; RSS-Gen: Issue 4	
Operator:	KIv	
Operating conditions:	11ac 40MHz   VHT_SS1_MCS6 134	
Power during tests:	15V DC	
Comment:	DUT standing	

### EUT Information

Manufacturer:	Robert Bosch Car Multimedia GmbH
Model:	AIVIP32R0
Type:	-
-----	
EUT:	-
HW version:	001
SW version:	X128
SVN:	-
Config:	-
Serial number:	259157FH0A
Connected Interfaces:	-
Power Supply:	15VDC
Comments:	-

Full Spectrum





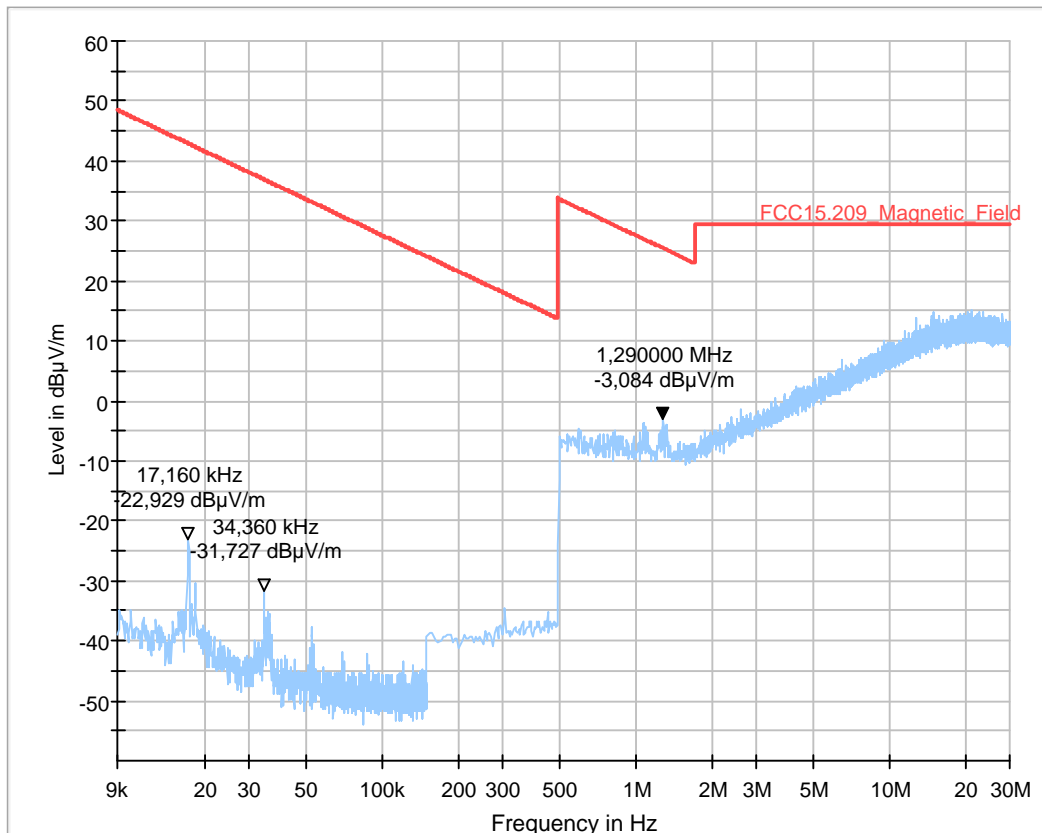
## 2.20b\_WLAN\_ac\_mode\_40MHz\_ch134\_laying

Date:	17.06.2017	Page 1 of 1
Test description:	Magnetic Field Strength Measurement related to 30/300 m distance	
Test site and distance:	Ref.-Nr. 441 Semi Anechoic Room (SAR) with 3 m measurement distance	
Version of Testsoftware:	EMC32 V9.25.0	
Distance correction:	used accord. table, pls. see test report	
Technical Data:	Please see page 2 for detailed data of measurement setup	
Rec. antenna (pre-scan):	height 1.00 m, parallel and 90° to EUT polarisation	
Used filter:	bypass	
Test specification:	FCC 15.205 § 15.209; RSS-Gen: Issue 4	
Operator:	Kiv	
Operating conditions:	11ac 40MHz   VHT_SS1_MCS6 134	
Power during tests:	15V DC	
Comment:	DUT laying	

### EUT Information

Manufacturer:	Robert Bosch Car Multimedia GmbH
Model:	AIVIP32R0
Type:	-
-----	
EUT:	-
HW version:	001
SW version:	X128
SVN:	-
Config:	-
Serial number:	259157FH0A
Connected Interfaces:	-
Power Supply:	15VDC
Comments:	-

Full Spectrum



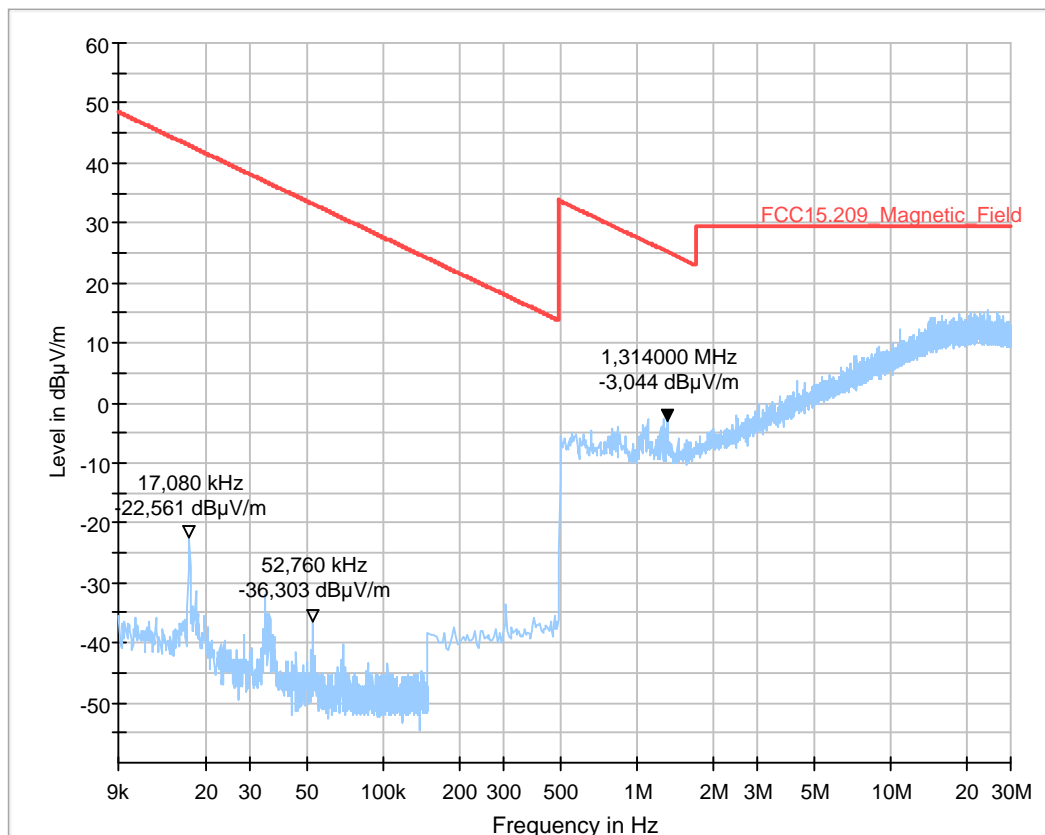
## 2.22a\_WLAN\_ac\_mode\_40MHz\_ch159\_standing

Date:	17.06.2017	Page 1 of 1
Test description:	Magnetic Field Strength Measurement related to 30/300 m distance	
Test site and distance:	Ref.-Nr. 441 Semi Anechoic Room (SAR) with 3 m measurement distance	
Version of Testsoftware:	EMC32 V9.25.0	
Distance correction:	used accord. table, pls. see test report	
Technical Data:	Please see page 2 for detailed data of measurement setup	
Rec. antenna (pre-scan):	height 1.00 m, parallel and 90° to EUT polarisation	
Used filter:	bypass	
Test specification:	FCC 15.205 § 15.209; RSS-Gen: Issue 4	
Operator:	Kiv	
Operating conditions:	11ac 40MHz   VHT_SS1_MCS6 159	
Power during tests:	15V DC	
Comment:	DUT standing	

### EUT Information

Manufacturer:	Robert Bosch Car Multimedia GmbH
Model:	AIVIP32R0
Type:	-
-----	
EUT:	-
HW version:	001
SW version:	X128
SVN:	-
Config:	-
Serial number:	259157FH0A
Connected Interfaces:	-
Power Supply:	15VDC
Comments:	-

Full Spectrum



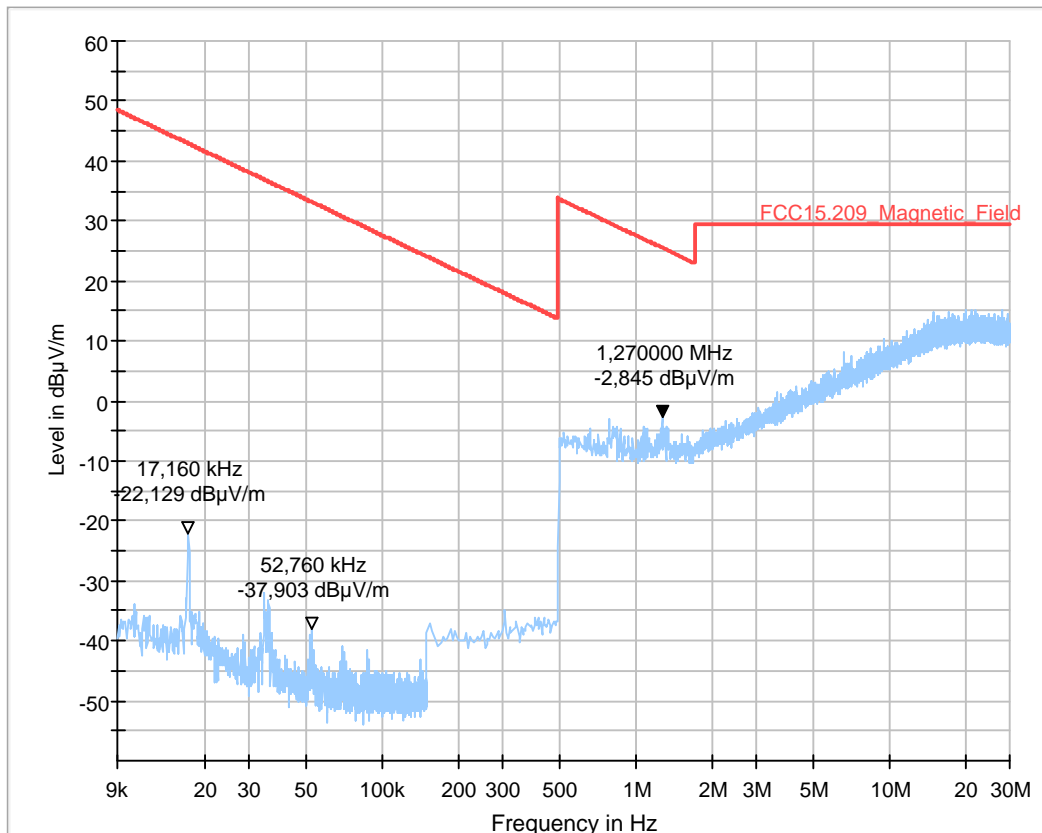
## 2.22b\_WLAN\_ac\_mode\_40MHz\_ch159\_laying

Date:	17.06.2017	Page 1 of 1
Test description:	Magnetic Field Strength Measurement related to 30/300 m distance	
Test site and distance:	Ref.-Nr. 441 Semi Anechoic Room (SAR) with 3 m measurement distance	
Version of Testsoftware:	EMC32 V9.25.0	
Distance correction:	used accord. table, pls. see test report	
Technical Data:	Please see page 2 for detailed data of measurement setup	
Rec. antenna (pre-scan):	height 1.00 m, parallel and 90° to EUT polarisation	
Used filter:	bypass	
Test specification:	FCC 15.205 § 15.209; RSS-Gen: Issue 4	
Operator:	KIv	
Operating conditions:	11ac 40MHz   VHT_SS1_MCS6 159	
Power during tests:	15V DC	
Comment:	DUT laying	

### EUT Information

Manufacturer:	Robert Bosch Car Multimedia GmbH
Model:	AIVIP32R0
Type:	-
-----	
EUT:	-
HW version:	001
SW version:	X128
SVN:	-
Config:	-
Serial number:	259157FH0A
Connected Interfaces:	-
Power Supply:	15VDC
Comments:	-

Full Spectrum



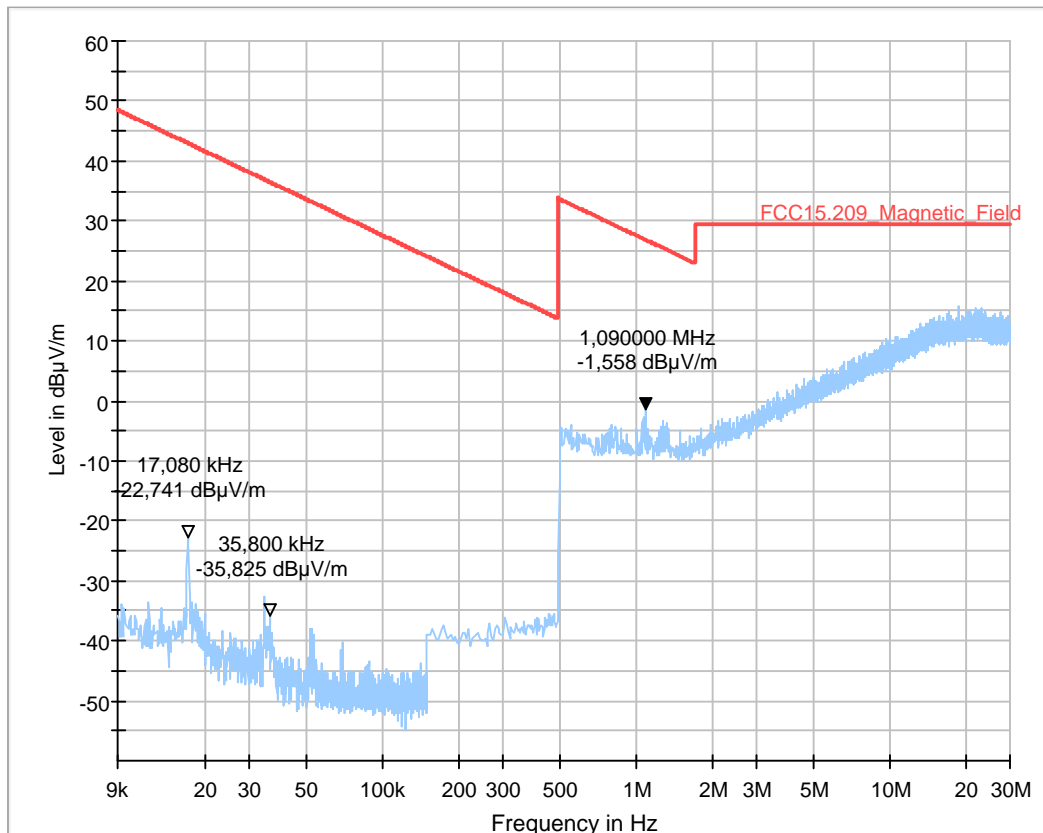
## 2.23a\_WLAN\_ac\_mode\_20MHz\_ch48\_standing

Date:	18.06.2017	Page 1 of 1
Test description:	Magnetic Field Strength Measurement related to 30/300 m distance	
Test site and distance:	Ref.-Nr. 441 Semi Anechoic Room (SAR) with 3 m measurement distance	
Version of Testsoftware:	EMC32 V9.25.0	
Distance correction:	used accord. table, pls. see test report	
Technical Data:	Please see page 2 for detailed data of measurement setup	
Rec. antenna (pre-scan):	height 1.00 m, parallel and 90° to EUT polarisation	
Used filter:	bypass	
Test specification:	FCC 15.205 § 15.209; RSS-Gen: Issue 4	
Operator:	KIv	
Operating conditions:	11ac 20MHz   VHT_SS1_MCS0 48	
Power during tests:	15V DC	
Comment:	DUT standing	

### EUT Information

Manufacturer:	Robert Bosch Car Multimedia GmbH
Model:	AIVIP32R0
Type:	-
-----	
EUT:	-
HW version:	001
SW version:	X128
SVN:	-
Config:	-
Serial number:	259157FH0A
Connected Interfaces:	-
Power Supply:	15VDC
Comments:	-

Full Spectrum



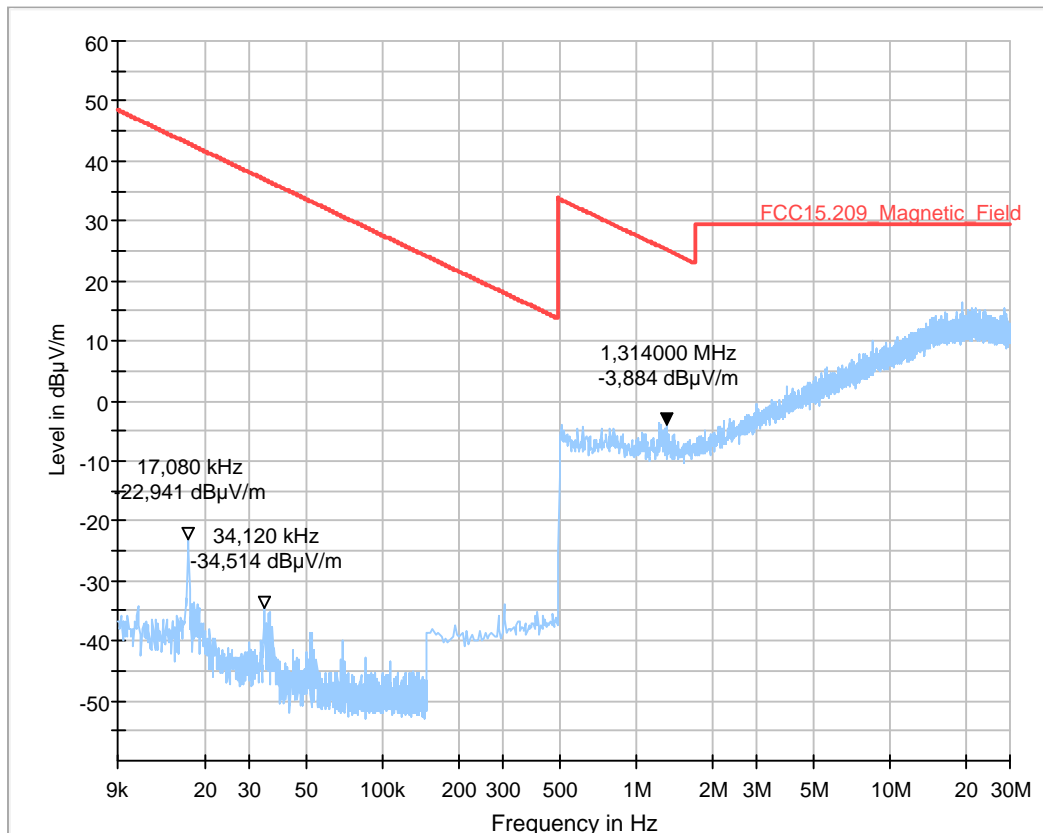
## 2.23b\_WLAN\_ac\_mode\_20MHz\_ch48\_laying

Date:	18.06.2017	Page 1 of 1
Test description:	Magnetic Field Strength Measurement related to 30/300 m distance	
Test site and distance:	Ref.-Nr. 441 Semi Anechoic Room (SAR) with 3 m measurement distance	
Version of Testsoftware:	EMC32 V9.25.0	
Distance correction:	used accord. table, pls. see test report	
Technical Data:	Please see page 2 for detailed data of measurement setup	
Rec. antenna (pre-scan):	height 1.00 m, parallel and 90° to EUT polarisation	
Used filter:	bypass	
Test specification:	FCC 15.205 § 15.209; RSS-Gen: Issue 4	
Operator:	KIv	
Operating conditions:	11ac 20MHz   VHT_SS1_MCS0 48	
Power during tests:	15V DC	
Comment:	DUT laying	

### EUT Information

Manufacturer:	Robert Bosch Car Multimedia GmbH
Model:	AIVIP32R0
Type:	-
-----	
EUT:	-
HW version:	001
SW version:	X128
SVN:	-
Config:	-
Serial number:	259157FH0A
Connected Interfaces:	-
Power Supply:	15VDC
Comments:	-

Full Spectrum



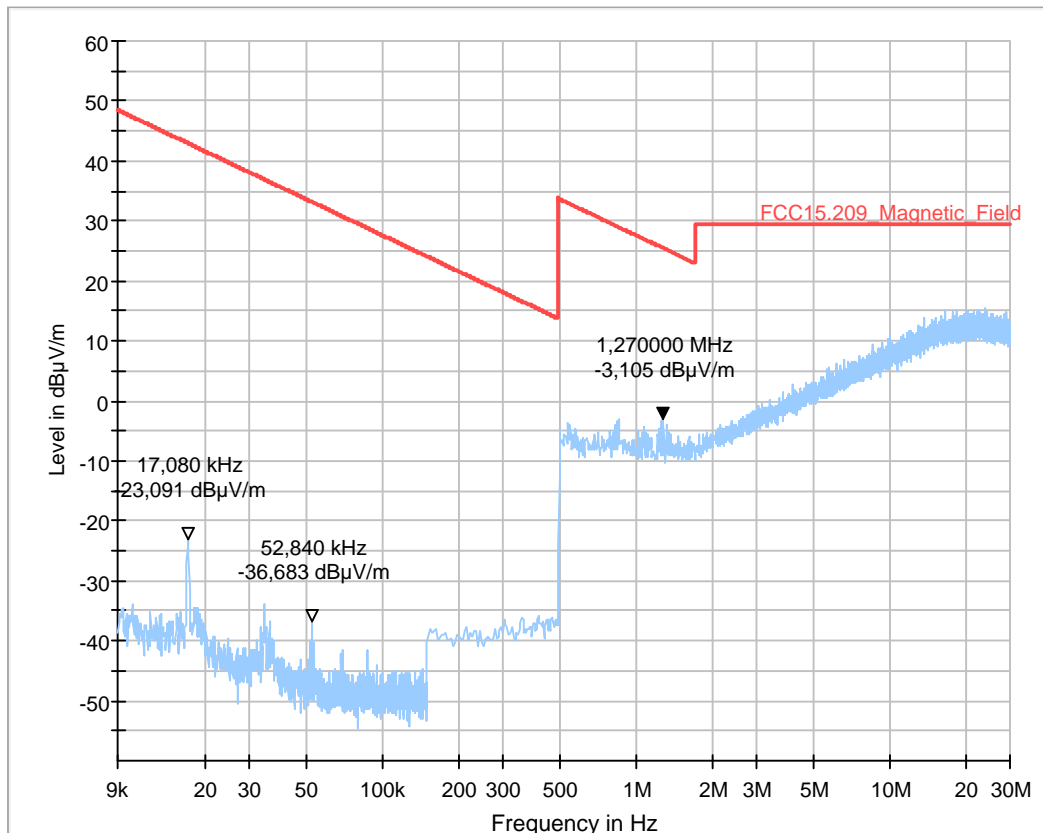
## 2.24a\_WLAN\_ac\_mode\_20MHz\_ch64\_standing

Date:	18.06.2017	Page 1 of 1
Test description:	Magnetic Field Strength Measurement related to 30/300 m distance	
Test site and distance:	Ref.-Nr. 441 Semi Anechoic Room (SAR) with 3 m measurement distance	
Version of Testsoftware:	EMC32 V9.25.0	
Distance correction:	used accord. table, pls. see test report	
Technical Data:	Please see page 2 for detailed data of measurement setup	
Rec. antenna (pre-scan):	height 1.00 m, parallel and 90° to EUT polarisation	
Used filter:	bypass	
Test specification:	FCC 15.205 § 15.209; RSS-Gen: Issue 4	
Operator:	KIv	
Operating conditions:	11ac 20MHz   VHT_SS1_MCS0 64	
Power during tests:	15V DC	
Comment:	DUT standing	

### EUT Information

Manufacturer:	Robert Bosch Car Multimedia GmbH
Model:	AIVIP32R0
Type:	-
-----	
EUT:	-
HW version:	001
SW version:	X128
SVN:	-
Config:	-
Serial number:	259157FH0A
Connected Interfaces:	-
Power Supply:	15VDC
Comments:	-

Full Spectrum



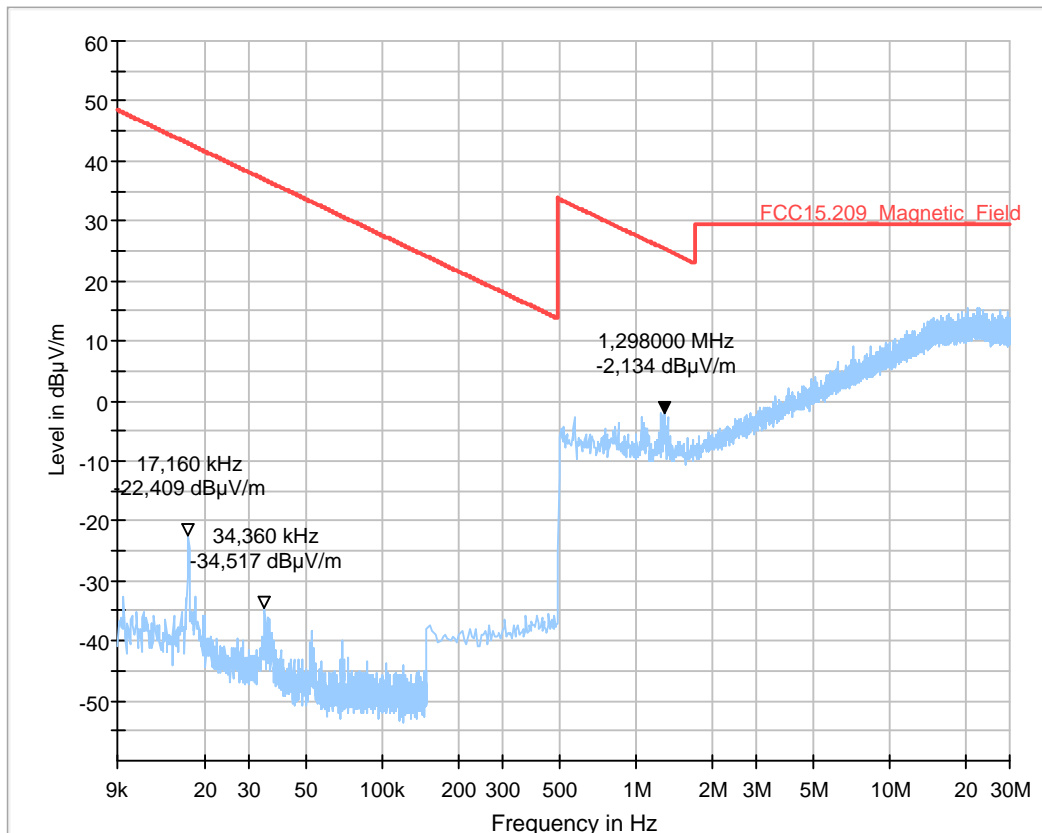
## 2.24b\_WLAN\_ac\_mode\_20MHz\_ch64\_laying

Date:	18.06.2017	Page 1 of 1
Test description:	Magnetic Field Strength Measurement related to 30/300 m distance	
Test site and distance:	Ref.-Nr. 441 Semi Anechoic Room (SAR) with 3 m measurement distance	
Version of Testsoftware:	EMC32 V9.25.0	
Distance correction:	used accord. table, pls. see test report	
Technical Data:	Please see page 2 for detailed data of measurement setup	
Rec. antenna (pre-scan):	height 1.00 m, parallel and 90° to EUT polarisation	
Used filter:	bypass	
Test specification:	FCC 15.205 § 15.209; RSS-Gen: Issue 4	
Operator:	Kiv	
Operating conditions:	11ac 20MHz   VHT_SS1_MCS0 64	
Power during tests:	15V DC	
Comment:	DUT laying	

### EUT Information

Manufacturer:	Robert Bosch Car Multimedia GmbH
Model:	AIVIP32R0
Type:	-
-----	
EUT:	-
HW version:	001
SW version:	X128
SVN:	-
Config:	-
Serial number:	259157FH0A
Connected Interfaces:	-
Power Supply:	15VDC
Comments:	-

Full Spectrum



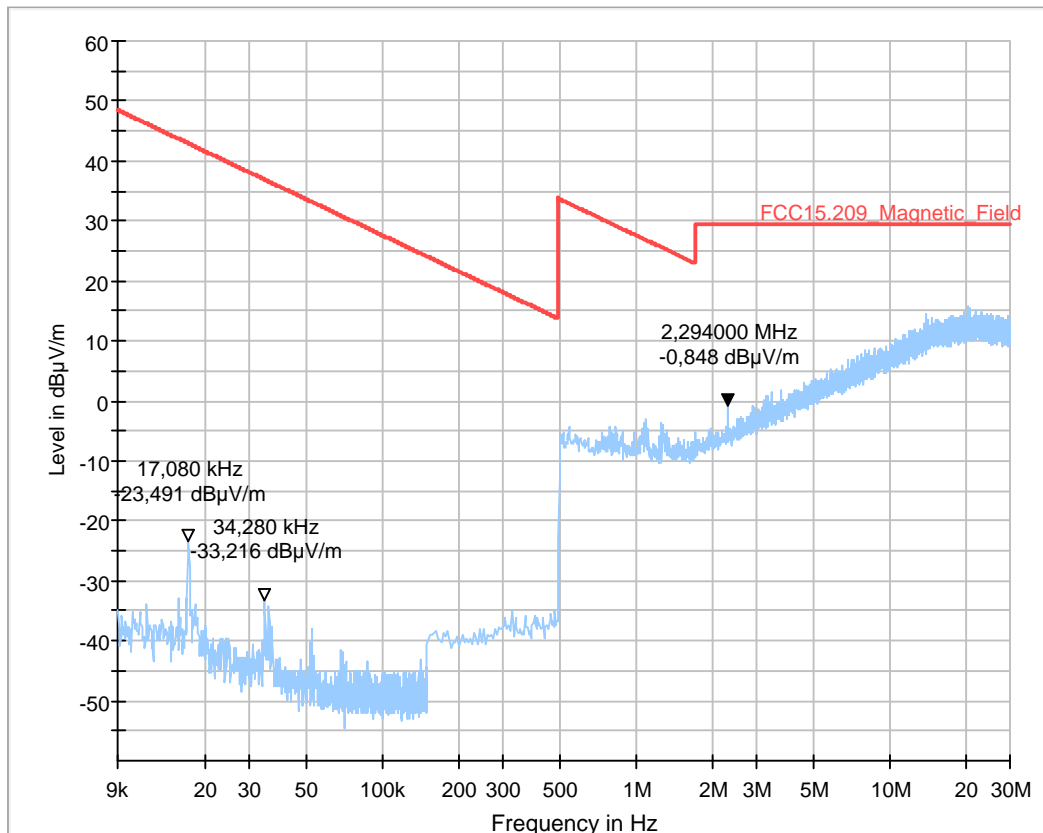
## 2.25a\_WLAN\_ac\_mode\_20MHz\_ch100\_standing

Date:	18.06.2017	Page 1 of 1
Test description:	Magnetic Field Strength Measurement related to 30/300 m distance	
Test site and distance:	Ref.-Nr. 441 Semi Anechoic Room (SAR) with 3 m measurement distance	
Version of Testsoftware:	EMC32 V9.25.0	
Distance correction:	used accord. table, pls. see test report	
Technical Data:	Please see page 2 for detailed data of measurement setup	
Rec. antenna (pre-scan):	height 1.00 m, parallel and 90° to EUT polarisation	
Used filter:	bypass	
Test specification:	FCC 15.205 § 15.209; RSS-Gen: Issue 4	
Operator:	KIv	
Operating conditions:	11ac 20MHz   VHT_SS1_MCS0 100	
Power during tests:	15V DC	
Comment:	DUT standing	

### EUT Information

Manufacturer:	Robert Bosch Car Multimedia GmbH
Model:	AIVIP32R0
Type:	-
-----	
EUT:	-
HW version:	001
SW version:	X128
SVN:	-
Config:	-
Serial number:	259157FH0A
Connected Interfaces:	-
Power Supply:	15VDC
Comments:	-

Full Spectrum





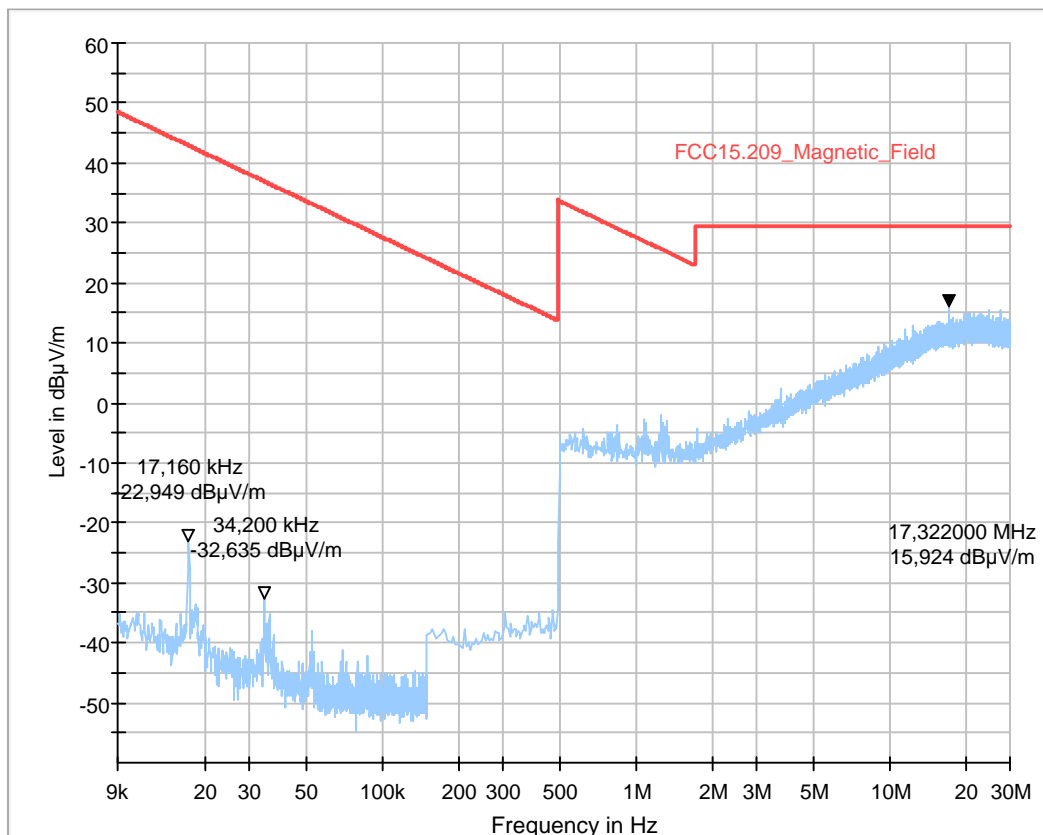
## 2.25b\_WLAN\_ac\_mode\_20MHz\_ch100\_laying

Date:	18.06.2017	Page 1 of 1
Test description:	Magnetic Field Strength Measurement related to 30/300 m distance	
Test site and distance:	Ref.-Nr. 441 Semi Anechoic Room (SAR) with 3 m measurement distance	
Version of Testsoftware:	EMC32 V9.25.0	
Distance correction:	used accord. table, pls. see test report	
Technical Data:	Please see page 2 for detailed data of measurement setup	
Rec. antenna (pre-scan):	height 1.00 m, parallel and 90° to EUT polarisation	
Used filter:	bypass	
Test specification:	FCC 15.205 § 15.209; RSS-Gen: Issue 4	
Operator:	Kiv	
Operating conditions:	11ac 20MHz   VHT_SS1_MCS0 100	
Power during tests:	15V DC	
Comment:	DUT laying	

### EUT Information

Manufacturer:	Robert Bosch Car Multimedia GmbH
Model:	AIVIP32R0
Type:	-
-----	
EUT:	-
HW version:	001
SW version:	X128
SVN:	-
Config:	-
Serial number:	259157FH0A
Connected Interfaces:	-
Power Supply:	15VDC
Comments:	-

Full Spectrum



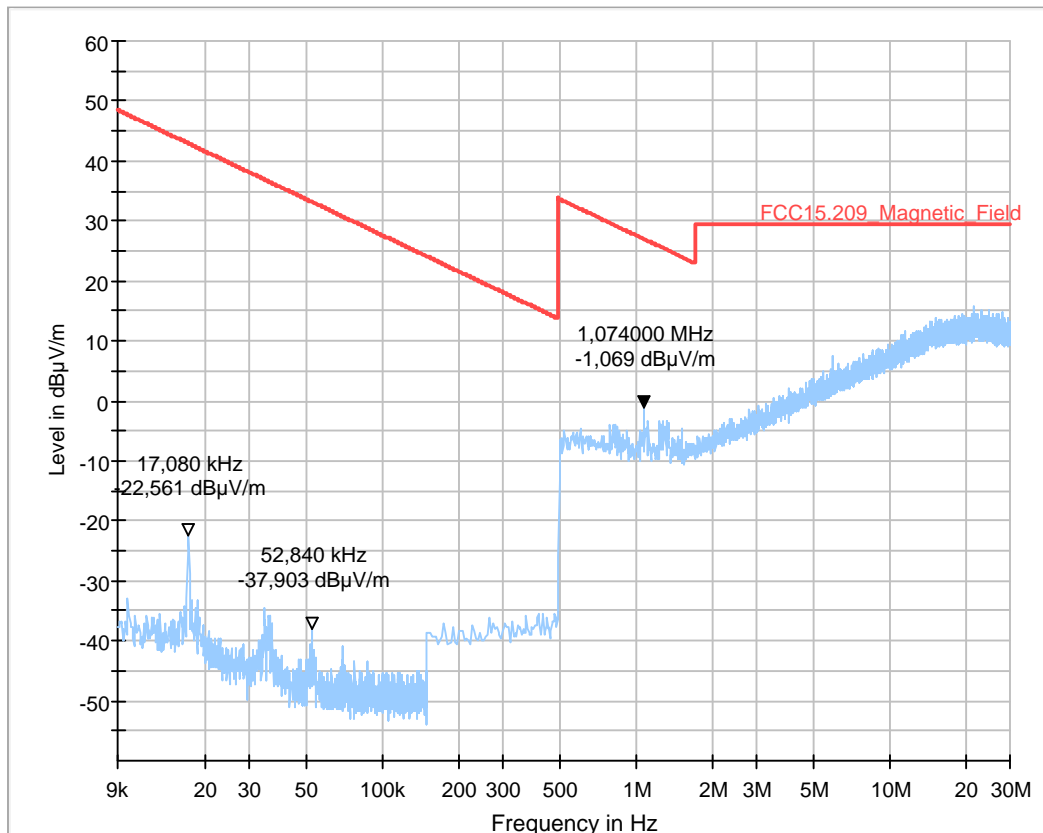
## 2.26a\_WLAN\_ac\_mode\_20MHz\_ch149\_standing

Date:	18.06.2017	Page 1 of 1
Test description:	Magnetic Field Strength Measurement related to 30/300 m distance	
Test site and distance:	Ref.-Nr. 441 Semi Anechoic Room (SAR) with 3 m measurement distance	
Version of Testsoftware:	EMC32 V9.25.0	
Distance correction:	used accord. table, pls. see test report	
Technical Data:	Please see page 2 for detailed data of measurement setup	
Rec. antenna (pre-scan):	height 1.00 m, parallel and 90° to EUT polarisation	
Used filter:	bypass	
Test specification:	FCC 15.205 § 15.209; RSS-Gen: Issue 4	
Operator:	Kiv	
Operating conditions:	11ac 20MHz   VHT_SS1_MCS0 149	
Power during tests:	15V DC	
Comment:	DUT standing	

### EUT Information

Manufacturer:	Robert Bosch Car Multimedia GmbH
Model:	AIVIP32R0
Type:	-
-----	
EUT:	-
HW version:	001
SW version:	X128
SVN:	-
Config:	-
Serial number:	259157FH0A
Connected Interfaces:	-
Power Supply:	15VDC
Comments:	-

Full Spectrum



## 2.26b\_WLAN\_ac\_mode\_20MHz\_ch149\_laying

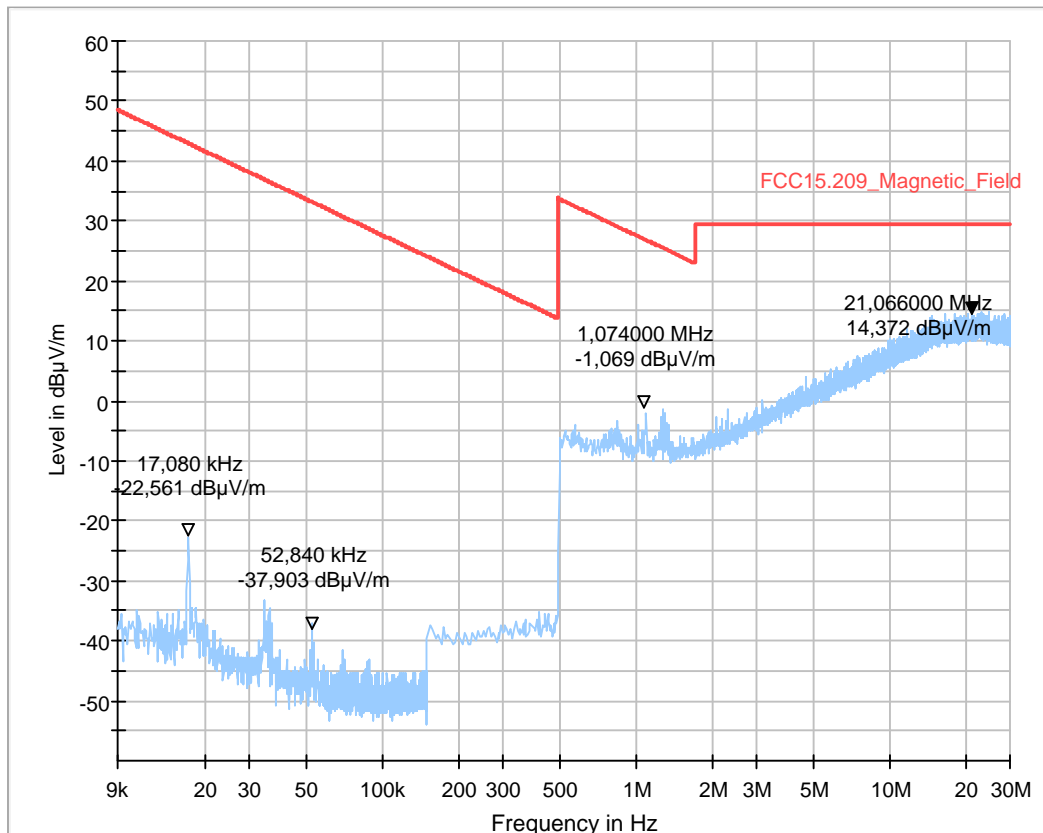
### Common Information

Date:	18.06.2017	Page 1 of 1
Test description:	Magnetic Field Strength Measurement related to 30/300 m distance	
Test site and distance:	Ref.-Nr. 441 Semi Anechoic Room (SAR) with 3 m measurement distance	
Version of Testsoftware:	EMC32 V9.25.0	
Distance correction:	used accord. table, pls. see test report	
Technical Data:	Please see page 2 for detailed data of measurement setup	
Rec. antenna (pre-scan):	height 1.00 m, parallel and 90° to EUT polarisation	
Used filter:	bypass	
Test specification:	FCC 15.205 § 15.209; RSS-Gen: Issue 4	
Operator:	Kiv	
Operating conditions:	11ac 20MHz   VHT_SS1_MCS0 149	
Power during tests:	15V DC	
Comment:	DUT laying	

### EUT Information

Manufacturer:	Robert Bosch Car Multimedia GmbH
Model:	AIVIP32R0
Type:	-
-----	
EUT:	-
HW version:	001
SW version:	X128
SVN:	-
Config:	-
Serial number:	259157FH0A
Connected Interfaces:	-
Power Supply:	15VDC
Comments:	-

Full Spectrum



## 2.2. Radiated Field Strength Emissions – 30 MHz to 1 GHz

### Diagram No. 3.01a\_WLAN\_ac\_mode\_80MHz\_ch42\_standing

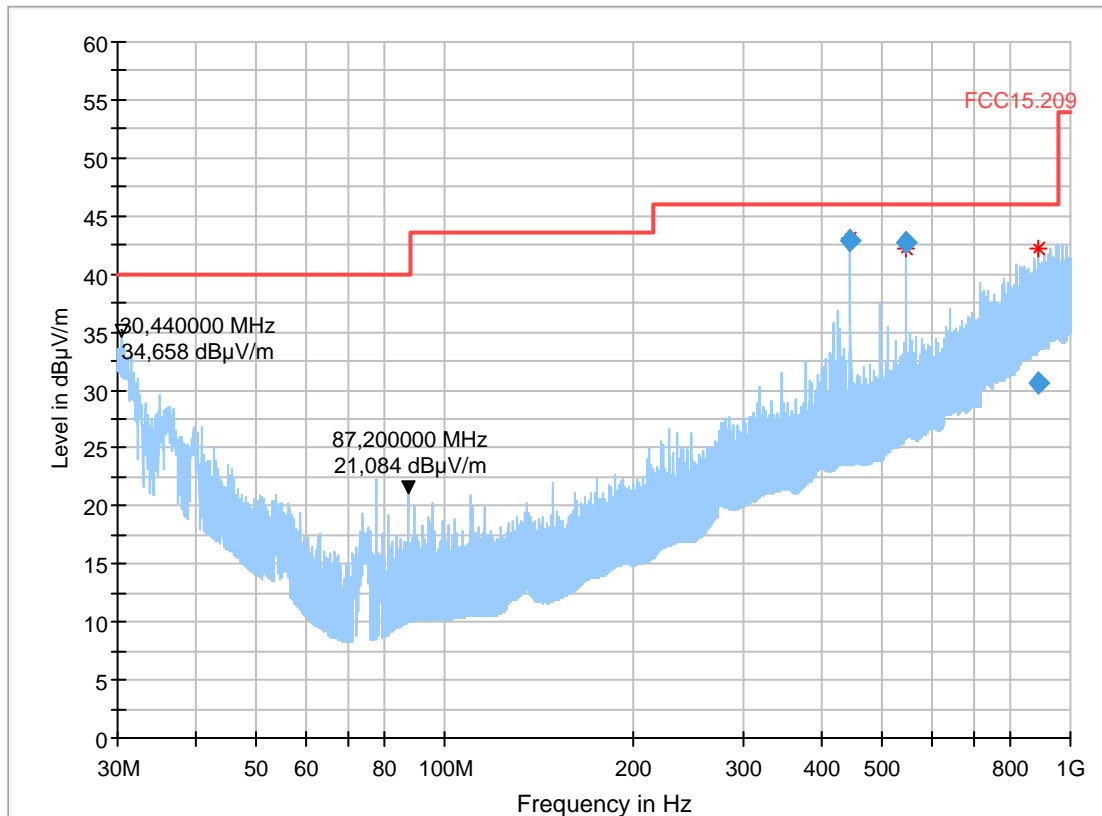
#### Common Information

Test description:	12.06.2017 Page 1 of 1
Test site and distance:	Electric Field Strength Measurement
Version of Testsoftware:	Ref.-Nr. 441 Semi Anechoic Room (SAR) with 3 m measurement distance
Distance correction:	EMC32 V9.25.0
Technical Data:	not used
Test specification.:	please see page 2 for detailed data of measurement setup
	FCC 15.209; RSS-Gen: Issue 3
Operator:	MBe
Operating conditions:	11ac 80MHz   VHT_SS1MCS0   42
Power during tests:	15V DC

#### EUT Information

Manufacturer:	Robert Bosch Car Multimedia GmbH
Model:	AIVIP32R0
Type:	-
-----	
EUT:	-
HW version:	001
SW version:	X128
SVN:	-
Config:	-
Serial number:	259157FH0A
Connected Interfaces:	-
Power Supply:	15VDC
Comments:	-

Full Spectrum



**Final Result**

Frequency (MHz)	QuasiPeak (dB $\mu$ V/m)	Limit (dB $\mu$ V/m)	Margin (dB)	Meas. Time (ms)	Bandwidth (kHz)	Height (cm)	Pol	Azimuth (deg)	Corr. (dB)
445.492000	42.87	46.00	3.13	1000.0	120.000	105.0	V	180.0	19.4
544.492000	42.71	46.00	3.29	1000.0	120.000	105.0	V	189.0	21.2
889.992000	30.67	46.00	15.33	1000.0	120.000	235.0	V	292.0	26.7

## Diagram No. 3.01b\_WLAN\_ac\_mode\_80MHz\_ch42\_laying

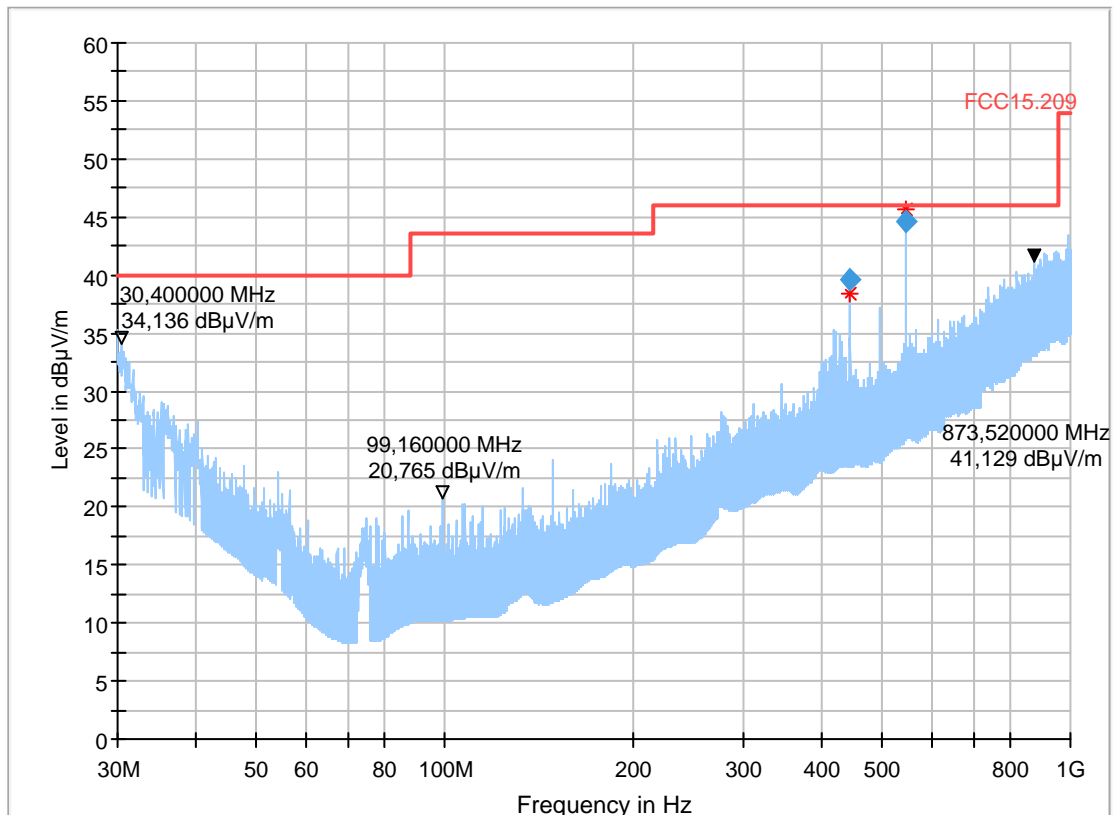
### Common Information

Test description:	12.06.2017 Page 1 of 1
Test site and distance:	Electric Field Strength Measurement
Version of Testsoftware:	Ref.-Nr. 441 Semi Anechoic Room (SAR) with 3 m measurement distance
Distance correction:	EMC32 V9.25.0
Technical Data:	not used
Test specification.:	please see page 2 for detailed data of measurement setup
	FCC 15.209; RSS-Gen: Issue 3
Operator:	MBe
Operating conditions:	11ac 80MHz   VHT_SS1MCS0   42
Power during tests:	15V DC

### EUT Information

Manufacturer:	Robert Bosch Car Multimedia GmbH
Model:	AIVIP32R0
Type:	-
-----	
EUT:	-
HW version:	001
SW version:	X128
SVN:	-
Config:	-
Serial number:	259157FH0A
Connected Interfaces:	-
Power Supply:	15VDC
Comments:	-

Full Spectrum



**Final Result**

Frequency (MHz)	QuasiPeak (dB $\mu$ V/m)	Limit (dB $\mu$ V/m)	Margin (dB)	Meas. Time (ms)	Bandwidth (kHz)	Height (cm)	Pol	Azimuth (deg)	Corr. (dB)
445.492000	39.52	46.00	6.48	1000.0	120.000	113.0	V	61.0	19.4
544.492000	44.58	46.00	1.42	1000.0	120.000	105.0	V	190.0	21.2

## Diagram No. 3.02a\_WLAN\_ac\_mode\_80MHz\_ch58\_standing

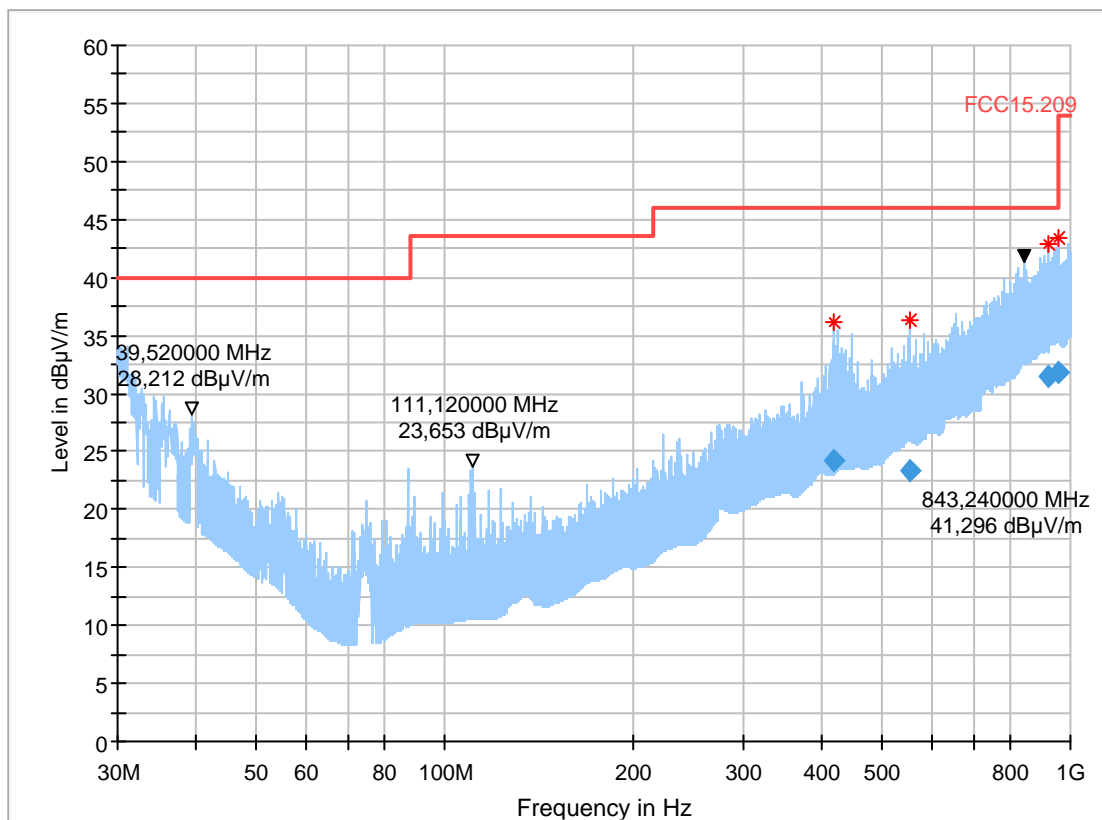
### Common Information

Test description:	12.06.2017 Page 1 of 1
Test site and distance:	Electric Field Strength Measurement
Version of Testsoftware:	Ref.-Nr. 441 Semi Anechoic Room (SAR) with 3 m measurement distance
Distance correction:	EMC32 V9.25.0
Technical Data:	not used
Test specification.:	please see page 2 for detailed data of measurement setup
	FCC 15.209; RSS-Gen: Issue 3
Operator:	KIv
Operating conditions:	11ac 80MHz   VHT_SS1MCS0   58
Power during tests:	15V DC

### EUT Information

Manufacturer:	Robert Bosch Car Multimedia GmbH
Model:	AIVIP32R0
Type:	-
-----	
EUT:	-
HW version:	001
SW version:	X128
SVN:	-
Config:	-
Serial number:	259157FH0A
Connected Interfaces:	-
Power Supply:	15VDC
Comments:	-

Full Spectrum





**Final Result**

Frequency (MHz)	QuasiPeak (dB $\mu$ V/m)	Limit (dB $\mu$ V/m)	Margin (dB)	Meas. Time (ms)	Bandwidth (kHz)	Height (cm)	Pol	Azimuth (deg)	Corr. (dB)
418.988000	24.14	46.00	21.86	1000.0	120.000	295.0	V	261.0	18.8
555.052000	23.29	46.00	22.71	1000.0	120.000	105.0	H	161.0	21.6
923.644000	31.51	46.00	14.49	1000.0	120.000	186.0	V	85.0	27.1
953.184000	31.80	46.00	14.20	1000.0	120.000	219.0	V	65.0	27.3

## Diagram No. 3.02b\_WLAN\_ac\_mode\_80MHz\_ch58\_laying

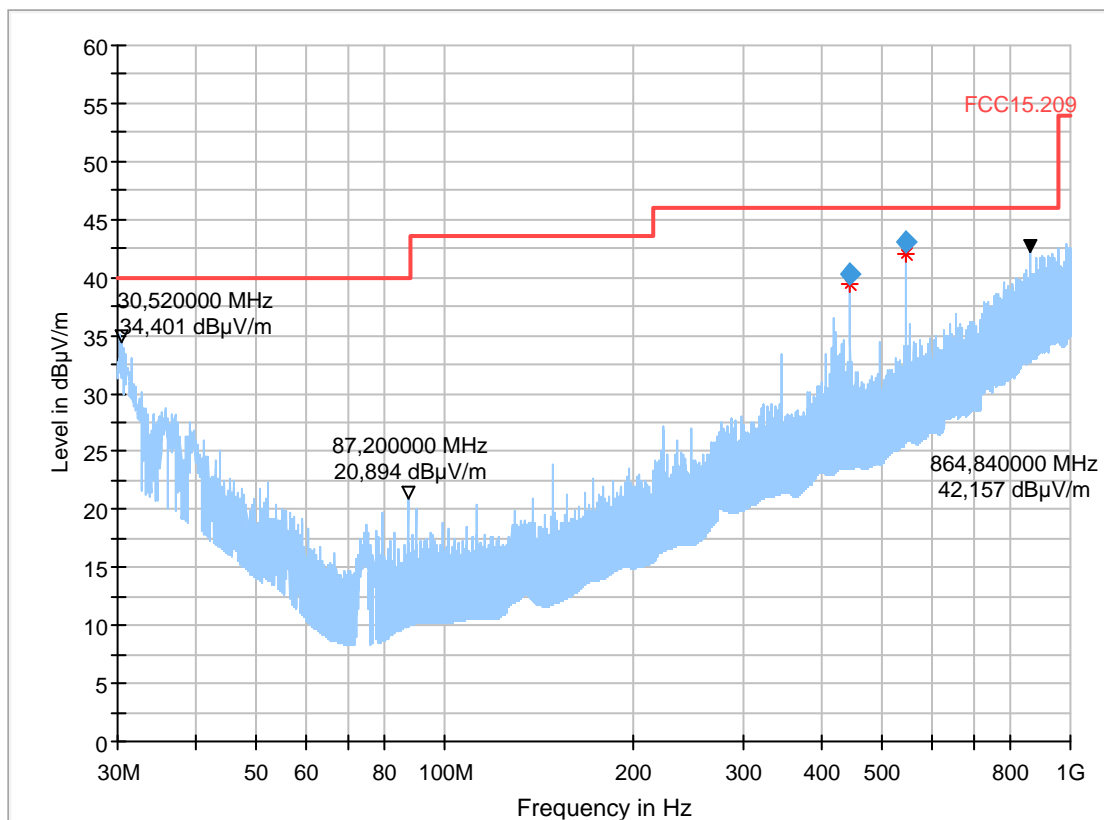
### Common Information

Test description:	12.06.2017 Page 1 of 1
Test site and distance:	Electric Field Strength Measurement
Version of Testsoftware:	Ref.-Nr. 441 Semi Anechoic Room (SAR) with 3 m measurement distance
Distance correction:	EMC32 V9.25.0
Technical Data:	not used
Test specification.:	please see page 2 for detailed data of measurement setup
	FCC 15.209; RSS-Gen: Issue 3
Operator:	MBe
Operating conditions:	11ac 80MHz   VHT_SS1MCS0   58
Power during tests:	15V DC

### EUT Information

Manufacturer:	Robert Bosch Car Multimedia GmbH
Model:	AIVIP32R0
Type:	-
-----	
EUT:	-
HW version:	001
SW version:	X128
SVN:	-
Config:	-
Serial number:	259157FH0A
Connected Interfaces:	-
Power Supply:	15VDC
Comments:	-

Full Spectrum



**Final Result**

Frequency (MHz)	QuasiPeak (dB $\mu$ V/m)	Limit (dB $\mu$ V/m)	Margin (dB)	Meas. Time (ms)	Bandwidth (kHz)	Height (cm)	Pol	Azimuth (deg)	Corr. (dB)
445.492000	40.28	46.00	5.72	1000.0	120.000	109.0	V	68.0	19.4
544.492000	42.99	46.00	3.01	1000.0	120.000	105.0	V	208.0	21.2

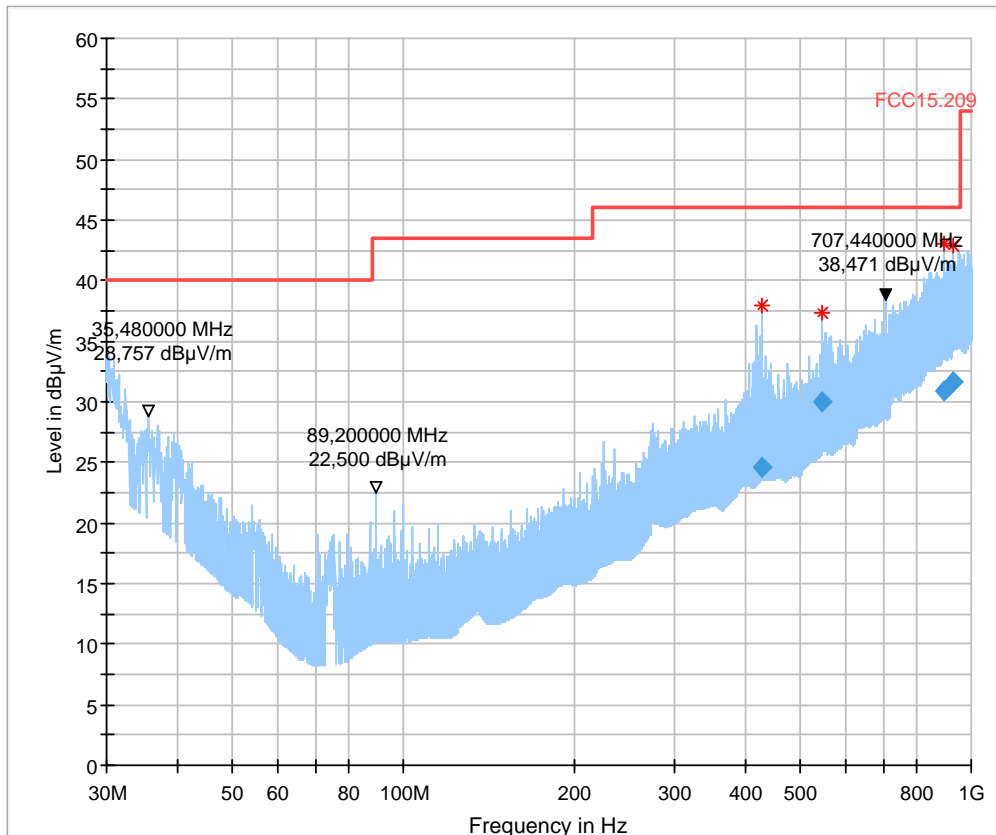
## Diagram No. 3.03a\_WLAN\_ac\_mode\_80MHz\_ch106\_standing

	12.06.2017 Page 1 of 2
Test description:	Electric Field Strength Measurement
Test site and distance:	Ref.-Nr. 441 Semi Anechoic Room (SAR) with 3 m measurement distance
Version of Testsoftware:	EMC32 V9.25.0
Distance correction:	not used
Technical Data:	please see page 2 for detailed data of measurement setup
Test specification.:	FCC 15.209; RSS-Gen: Issue 3
Operator:	KIv
Operating conditions:	11ac 80MHz   VHT_SS1MCS0   106
Power during tests:	15V DC

### EUT Information

Manufacturer:	Robert Bosch Car Multimedia GmbH
Model:	AIVIP32R0
Type:	-
-----	
EUT:	-
HW version:	001
SW version:	X128
SVN:	-
Config:	-
Serial number:	259157FH0A
Connected Interfaces:	-
Power Supply:	15VDC
Comments:	-

Full Spectrum



**Final Result**

Frequency (MHz)	QuasiPeak (dB $\mu$ V/m)	Limit (dB $\mu$ V/m)	Margin (dB)	Meas. Time (ms)	Bandwidth (kHz)	Height (cm)	Pol	Azimuth (deg)	Corr. (dB)
426.468000	24.63	46.00	21.37	1000.0	120.000	360.0	V	156.0	19.2
544.492000	29.97	46.00	16.03	1000.0	120.000	168.0	V	203.0	21.2
897.544000	30.84	46.00	15.16	1000.0	120.000	311.0	V	237.0	26.7
925.924000	31.58	46.00	14.42	1000.0	120.000	243.0	V	346.0	27.0

## Diagram No. 3.03b\_WLAN\_ac\_mode\_80MHz\_ch106\_laying

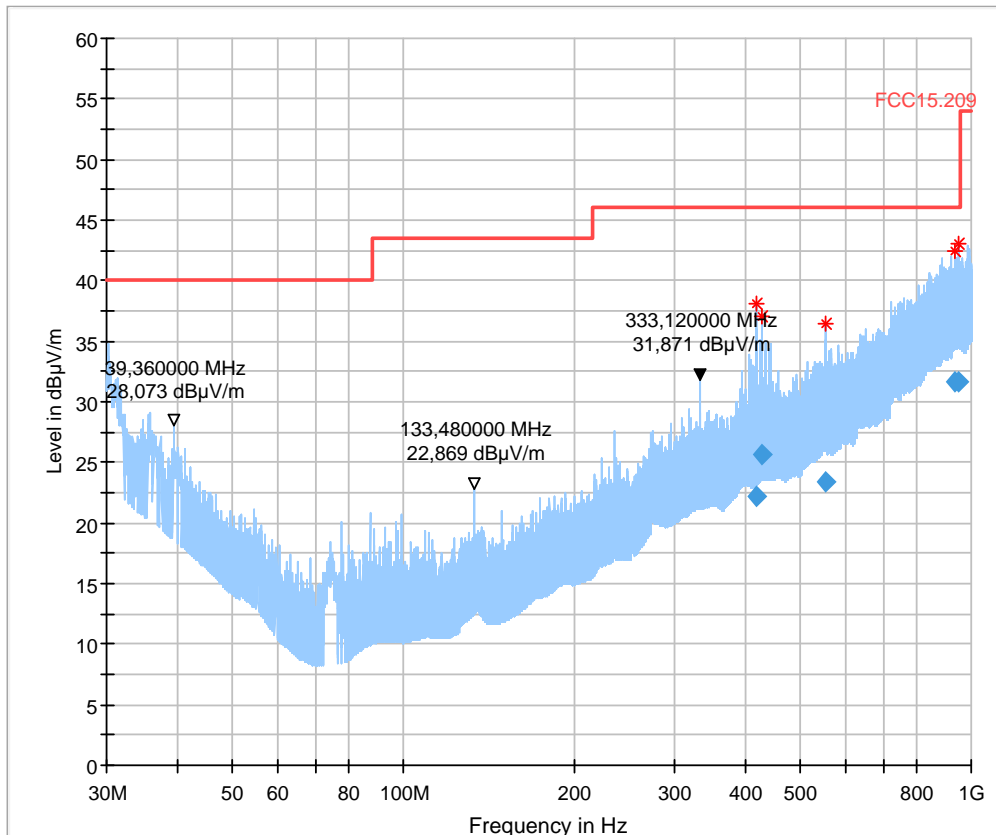
### Common Information

	13.06.2017 Page 1 of 2
Test description:	Electric Field Strength Measurement
Test site and distance:	Ref.-Nr. 441 Semi Anechoic Room (SAR) with 3 m measurement distance
Version of Testsoftware:	EMC32 V9.25.0
Distance correction:	not used
Technical Data:	please see page 2 for detailed data of measurement setup
Test specification.:	FCC 15.209; RSS-Gen: Issue 3
Operator:	KIv
Operating conditions:	11ac 80MHz   VHT_SS1MCS0   106
Power during tests:	15V DC

### EUT Information

Manufacturer:	Robert Bosch Car Multimedia GmbH
Model:	AIVIP32R0
Type:	-
-----	
EUT:	-
HW version:	001
SW version:	X128
SVN:	-
Config:	-
Serial number:	259157FH0A
Connected Interfaces:	-
Power Supply:	15VDC
Comments:	-

Full Spectrum



**Final Result**

Frequency (MHz)	QuasiPeak (dB $\mu$ V/m)	Limit (dB $\mu$ V/m)	Margin (dB)	Meas. Time (ms)	Bandwidth (kHz)	Height (cm)	Pol	Azimuth (deg)	Corr. (dB)
419.008000	22.21	46.00	23.79	1000.0	120.000	360.0	V	162.0	18.8
427.332000	25.58	46.00	20.42	1000.0	120.000	336.0	V	317.0	19.2
555.020000	23.33	46.00	22.67	1000.0	120.000	179.0	H	355.0	21.6
935.236000	31.67	46.00	14.33	1000.0	120.000	109.0	V	29.0	26.9
950.924000	31.65	46.00	14.35	1000.0	120.000	316.0	H	282.0	27.2

## Diagram No. 3.04a\_WLAN\_ac\_mode\_80MHz\_ch138\_standing

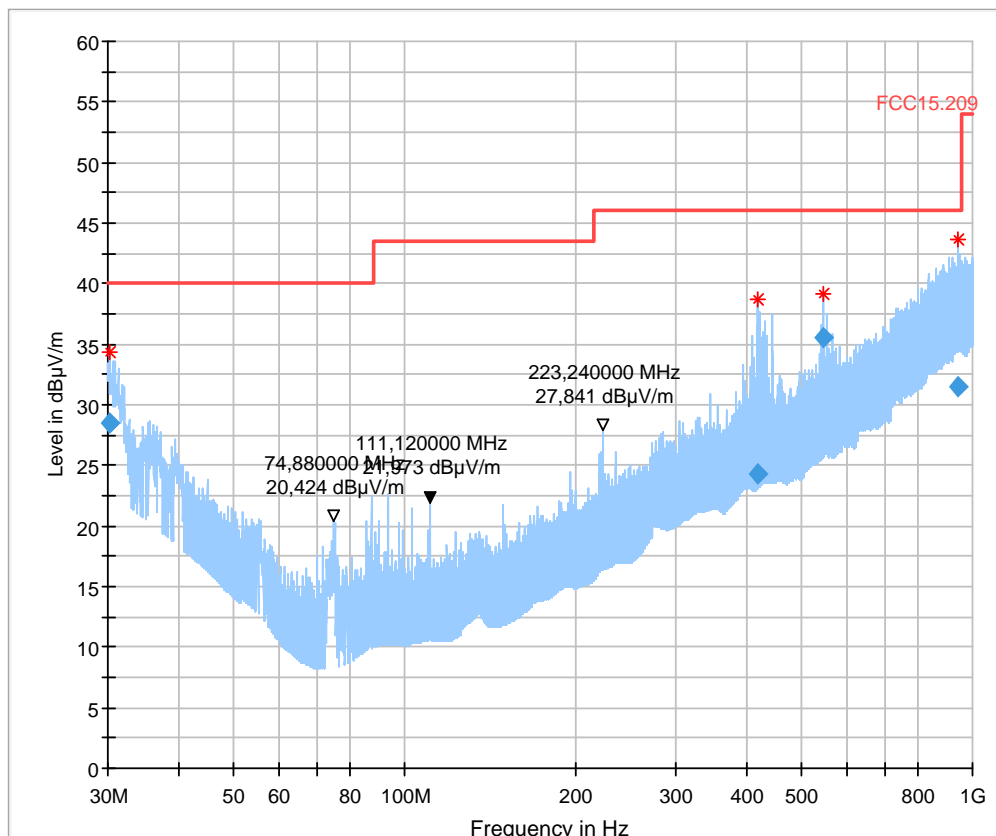
### Common Information

Test description:	13.06.2017 Page 1 of 2
Test site and distance:	Electric Field Strength Measurement
Version of Testsoftware:	Ref.-Nr. 441 Semi Anechoic Room (SAR) with 3 m measurement distance
Distance correction:	EMC32 V9.25.0
Technical Data:	not used
Test specification.:	please see page 2 for detailed data of measurement setup
	FCC 15.209; RSS-Gen: Issue 3
Operator:	KIv
Operating conditions:	11ac 80MHz   VHT_SS1MCS0   138
Power during tests:	15V DC

### EUT Information

Manufacturer:	Robert Bosch Car Multimedia GmbH
Model:	AIVIP32R0
Type:	-
-----	
EUT:	-
HW version:	001
SW version:	X128
SVN:	-
Config:	-
Serial number:	259157FH0A
Connected Interfaces:	-
Power Supply:	15VDC
Comments:	-

Full Spectrum





**Final Result**

Frequency (MHz)	QuasiPeak (dB $\mu$ V/m)	Limit (dB $\mu$ V/m)	Margin (dB)	Meas. Time (ms)	Bandwidth (kHz)	Height (cm)	Pol	Azimuth (deg)	Corr. (dB)
30.232000	28.48	40.00	11.52	1000.0	120.000	118.0	V	194.0	21.4
419.920000	24.29	46.00	21.71	1000.0	120.000	360.0	V	170.0	18.8
544.492000	35.48	46.00	10.52	1000.0	120.000	172.0	V	163.0	21.2
942.740000	31.43	46.00	14.57	1000.0	120.000	271.0	V	73.0	26.9

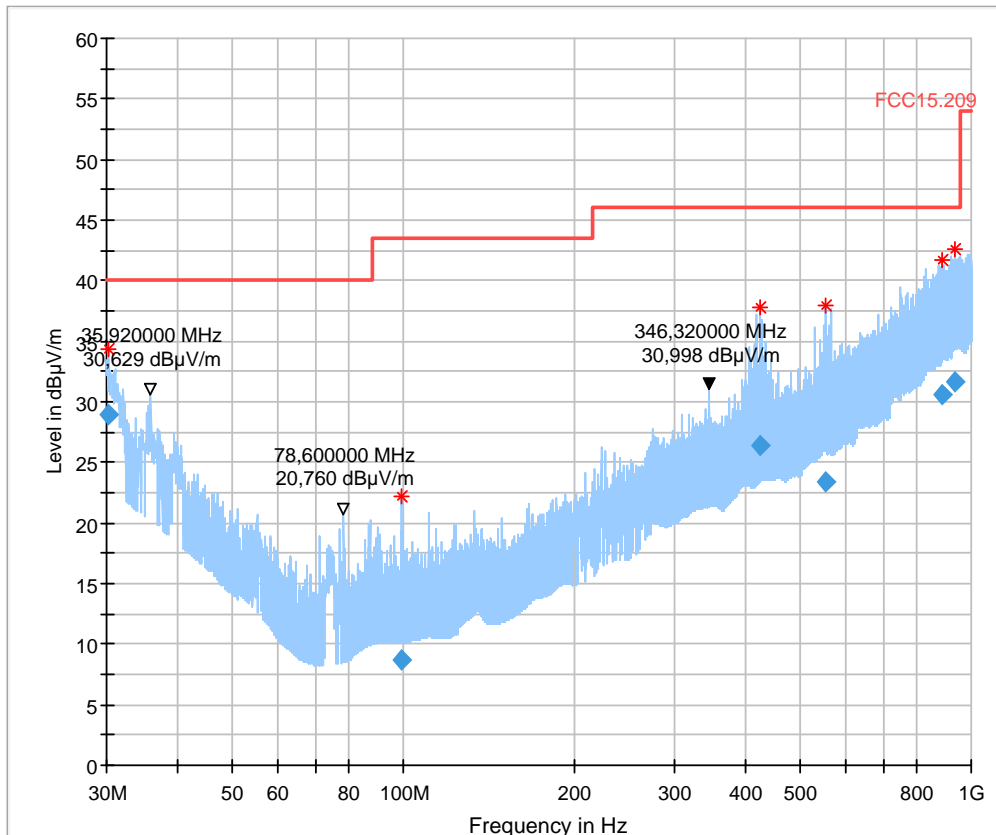
## Diagram No. 3.04b\_WLAN\_ac\_mode\_80MHz\_ch138\_laying

Test description:	13.06.2017 Page 1 of 2
Test site and distance:	Electric Field Strength Measurement
Version of Testsoftware:	Ref.-Nr. 441 Semi Anechoic Room (SAR) with 3 m measurement distance
Distance correction:	EMC32 V9.25.0
Technical Data:	not used
Test specification.:	please see page 2 for detailed data of measurement setup
	FCC 15.209; RSS-Gen: Issue 3
Operator:	KIv
Operating conditions:	11ac 80MHz   VHT_SS1MCS0   138
Power during tests:	15V DC

### EUT Information

Manufacturer:	Robert Bosch Car Multimedia GmbH
Model:	AIVIP32R0
Type:	-
-----	
EUT:	-
HW version:	001
SW version:	X128
SVN:	-
Config:	-
Serial number:	259157FH0A
Connected Interfaces:	-
Power Supply:	15VDC
Comments:	-

Full Spectrum



**Final Result**

Frequency (MHz)	QuasiPeak (dB $\mu$ V/m)	Limit (dB $\mu$ V/m)	Margin (dB)	Meas. Time (ms)	Bandwidth (kHz)	Height (cm)	Pol	Azimuth (deg)	Corr. (dB)
30.224000	28.89	40.00	11.11	1000.0	120.000	121.0	V	354.0	21.4
99.200000	8.69	43.50	34.81	1000.0	120.000	208.0	H	83.0	8.1
424.156000	26.33	46.00	19.67	1000.0	120.000	349.0	V	164.0	19.1
555.060000	23.43	46.00	22.57	1000.0	120.000	275.0	H	108.0	21.6
890.672000	30.63	46.00	15.37	1000.0	120.000	368.0	H	118.0	26.6
935.872000	31.63	46.00	14.37	1000.0	120.000	344.0	H	328.0	26.9

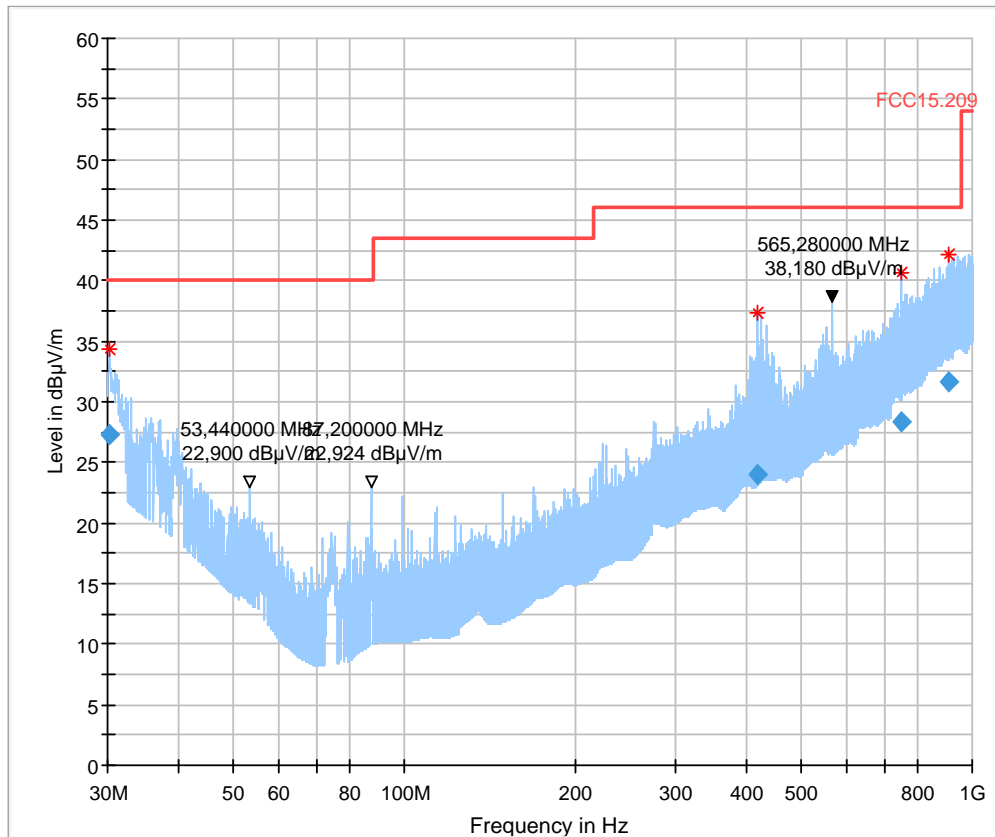
## Diagram No. 3.05a\_WLAN\_ac\_mode\_80MHz\_ch155\_standing

Test description:	13.06.2017 Page 1 of 2
Test site and distance:	Electric Field Strength Measurement
Version of Testsoftware:	Ref.-Nr. 441 Semi Anechoic Room (SAR) with 3 m measurement distance
Distance correction:	EMC32 V9.25.0
Technical Data:	not used
Test specification.:	please see page 2 for detailed data of measurement setup
	FCC 15.209; RSS-Gen: Issue 3
Operator:	KIv
Operating conditions:	11ac 80MHz   VHT_SS1MCS0   155
Power during tests:	15V DC

### EUT Information

Manufacturer:	Robert Bosch Car Multimedia GmbH
Model:	AIVIP32R0
Type:	-
-----	
EUT:	-
HW version:	001
SW version:	X128
SVN:	-
Config:	-
Serial number:	259157FH0A
Connected Interfaces:	-
Power Supply:	15VDC
Comments:	-

Full Spectrum



**Final Result**

Frequency (MHz)	QuasiPeak (dB $\mu$ V/m)	Limit (dB $\mu$ V/m)	Margin (dB)	Meas. Time (ms)	Bandwidth (kHz)	Height (cm)	Pol	Azimuth (deg)	Corr. (dB)
30.132000	27.28	40.00	12.72	1000.0	120.000	155.0	V	175.0	21.5
419.160000	23.96	46.00	22.04	1000.0	120.000	360.0	V	161.0	18.8
751.584000	28.30	46.00	17.70	1000.0	120.000	109.0	V	291.0	25.0
910.632000	31.64	46.00	14.36	1000.0	120.000	168.0	H	224.0	27.4

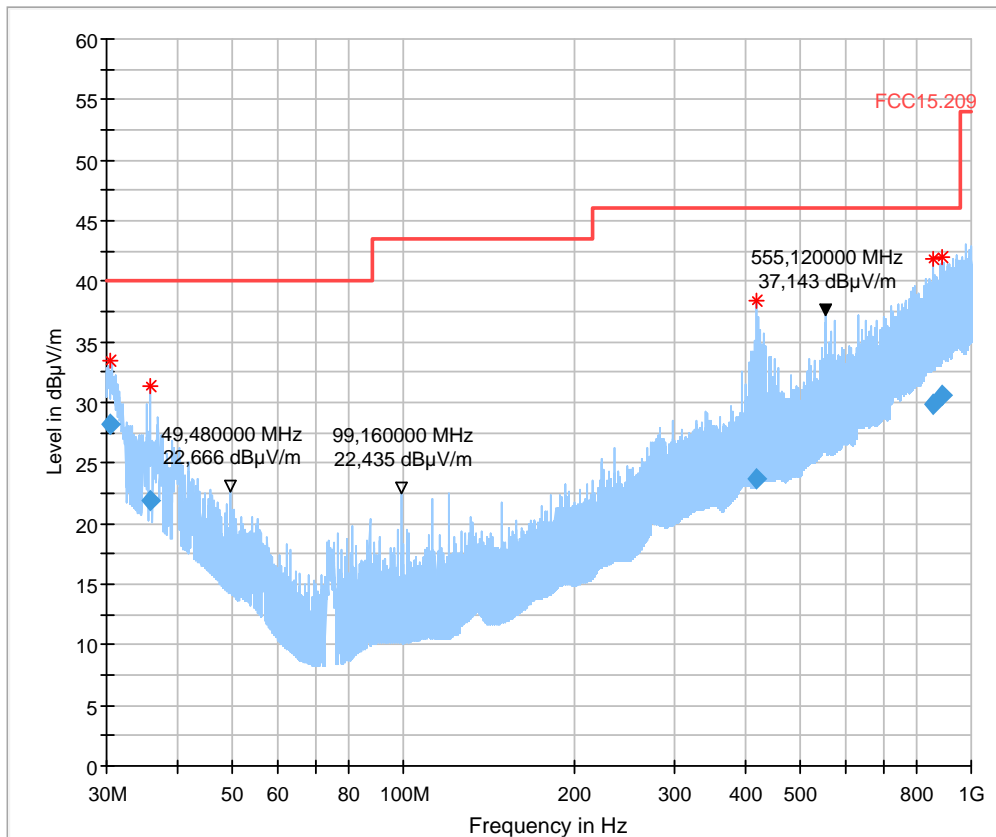
## Diagram No. 3.05b\_WLAN\_ac\_mode\_80MHz\_ch155\_laying

	13.06.2017	Page 1 of 2
Test description:	Electric Field Strength Measurement	
Test site and distance:	Ref.-Nr. 441 Semi Anechoic Room (SAR) with 3 m measurement distance	
Version of Testsoftware:	EMC32 V9.25.0	
Distance correction:	not used	
Technical Data:	please see page 2 for detailed data of measurement setup	
Test specification.:	FCC 15.209; RSS-Gen: Issue 3	
Operator:	Kiv	
Operating conditions:	11ac 80MHz   VHT_SS1MCS0   155	
Power during tests:	15V DC	

### EUT Information

Manufacturer:	Robert Bosch Car Multimedia GmbH
Model:	AIVIP32R0
Type:	-
-----	
EUT:	-
HW version:	001
SW version:	X128
SVN:	-
Config:	-
Serial number:	259157FH0A
Connected Interfaces:	-
Power Supply:	15VDC
Comments:	-

Full Spectrum



**Final Result**

Frequency (MHz)	QuasiPeak (dB $\mu$ V/m)	Limit (dB $\mu$ V/m)	Margin (dB)	Meas. Time (ms)	Bandwidth (kHz)	Height (cm)	Pol	Azimuth (deg)	Corr. (dB)
30.548000	28.15	40.00	11.85	1000.0	120.000	118.0	V	352.0	21.3
35.848000	21.91	40.00	18.09	1000.0	120.000	105.0	V	250.0	18.9
419.076000	23.69	46.00	22.31	1000.0	120.000	341.0	V	308.0	18.8
858.400000	29.90	46.00	16.10	1000.0	120.000	155.0	H	207.0	25.7
885.992000	30.56	46.00	15.44	1000.0	120.000	368.0	H	49.0	26.5

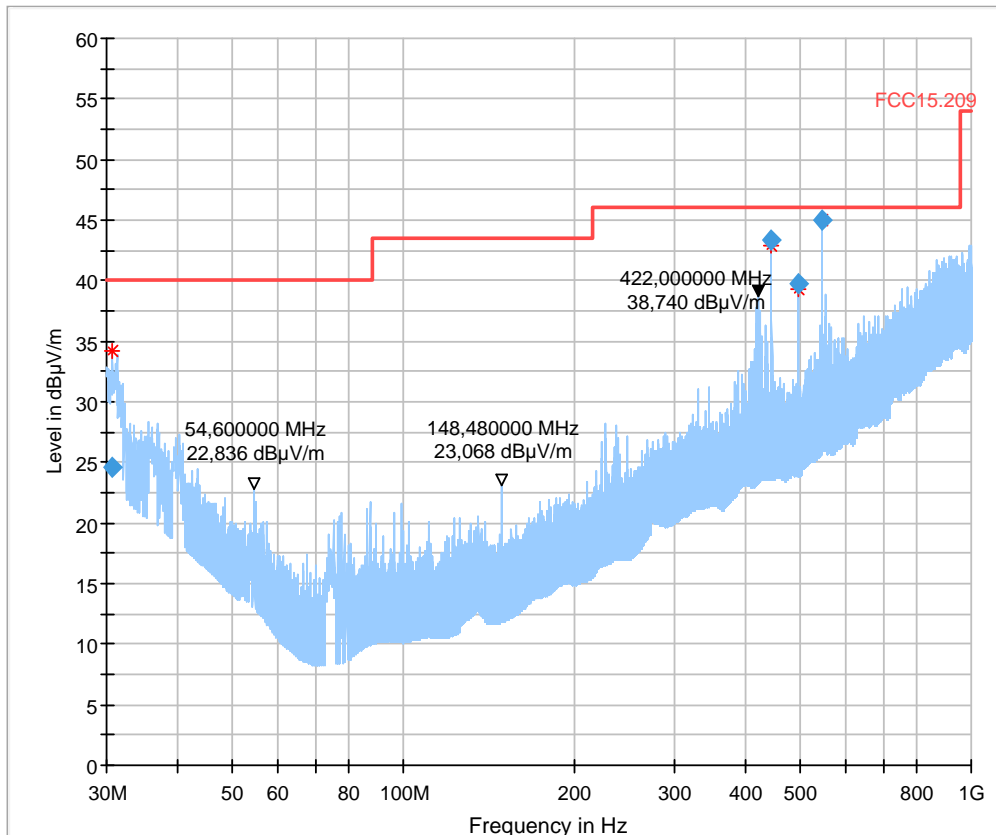
## Diagram No. 3.06a\_WLAN\_n\_mode\_40MHz\_ch46\_standing

	13.06.2017 Page 1 of 2
Test description:	Electric Field Strength Measurement
Test site and distance:	Ref.-Nr. 441 Semi Anechoic Room (SAR) with 3 m measurement distance
Version of Testsoftware:	EMC32 V9.25.0
Distance correction:	not used
Technical Data:	please see page 2 for detailed data of measurement setup
Test specification.:	FCC 15.209; RSS-Gen: Issue 3
Operator:	KIv
Operating conditions:	11n 40MHz   MCS1   46
Power during tests:	15V DC

### EUT Information

Manufacturer:	Robert Bosch Car Multimedia GmbH
Model:	AIVIP32R0
Type:	-
-----	
EUT:	-
HW version:	001
SW version:	X128
SVN:	-
Config:	-
Serial number:	259157FH0A
Connected Interfaces:	-
Power Supply:	15VDC
Comments:	-

Full Spectrum





**Final Result**

Frequency (MHz)	QuasiPeak (dB $\mu$ V/m)	Limit (dB $\mu$ V/m)	Margin (dB)	Meas. Time (ms)	Bandwidth (kHz)	Height (cm)	Pol	Azimuth (deg)	Corr. (dB)
30.736000	24.54	40.00	15.46	1000.0	120.000	368.0	H	252.0	21.2
445.492000	43.37	46.00	2.63	1000.0	120.000	105.0	V	171.0	19.4
494.992000	39.80	46.00	6.20	1000.0	120.000	105.0	V	175.0	19.8
544.492000	44.96	46.00	1.04	1000.0	120.000	105.0	V	187.0	21.2

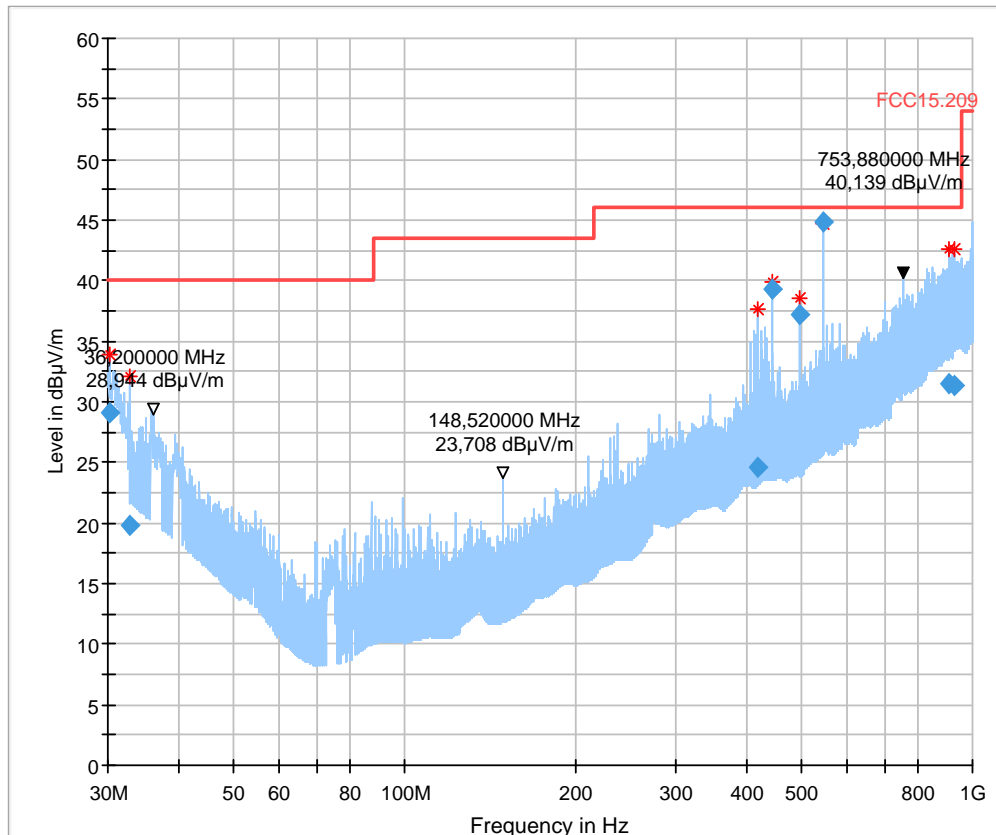
## Diagram No. 3.06b\_WLAN\_n\_mode\_40MHz\_ch46\_laying

Test description:	13.06.2017 Page 1 of 2
Test site and distance:	Electric Field Strength Measurement
Version of Testsoftware:	Ref.-Nr. 441 Semi Anechoic Room (SAR) with 3 m measurement distance
Distance correction:	EMC32 V9.25.0
Technical Data:	not used
Test specification.:	please see page 2 for detailed data of measurement setup
	FCC 15.209; RSS-Gen: Issue 3
Operator:	KIv
Operating conditions:	11n 40MHz   MCS1   46
Power during tests:	15V DC

### EUT Information

Manufacturer:	Robert Bosch Car Multimedia GmbH
Model:	AIVIP32R0
Type:	-
-----	
EUT:	-
HW version:	001
SW version:	X128
SVN:	-
Config:	-
Serial number:	259157FH0A
Connected Interfaces:	-
Power Supply:	15VDC
Comments:	-

Full Spectrum



**Final Result**

Frequency (MHz)	QuasiPeak (dB $\mu$ V/m)	Limit (dB $\mu$ V/m)	Margin (dB)	Meas. Time (ms)	Bandwidth (kHz)	Height (cm)	Pol	Azimuth (deg)	Corr. (dB)
30.172000	29.11	40.00	10.89	1000.0	120.000	105.0	V	305.0	21.5
32.684000	19.82	40.00	20.18	1000.0	120.000	191.0	V	77.0	20.3
420.016000	24.56	46.00	21.44	1000.0	120.000	360.0	V	61.0	18.8
445.492000	39.28	46.00	6.72	1000.0	120.000	105.0	V	172.0	19.4
494.992000	37.22	46.00	8.78	1000.0	120.000	109.0	V	174.0	19.8
544.492000	44.92	46.00	1.08	1000.0	120.000	105.0	V	194.0	21.2
911.580000	31.54	46.00	14.46	1000.0	120.000	129.0	V	66.0	27.3
931.916000	31.42	46.00	14.58	1000.0	120.000	238.0	V	47.0	26.8

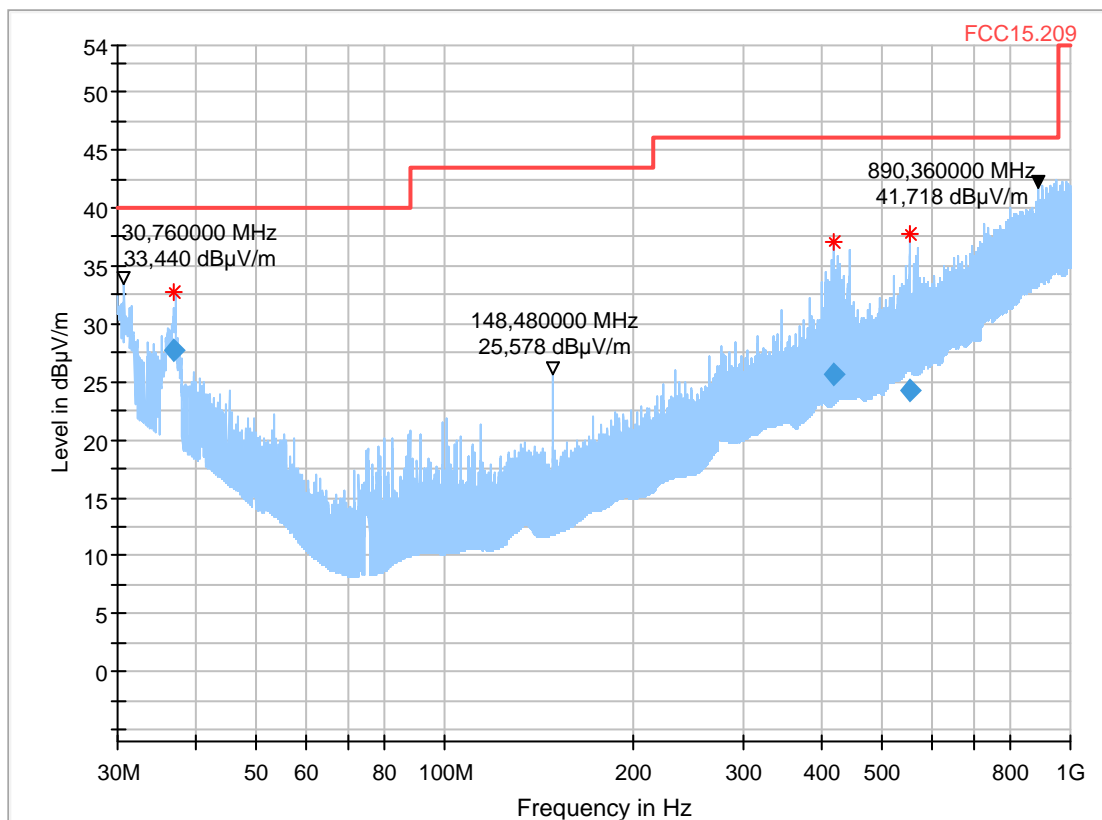
## Diagram No. 3.07a\_WLAN\_n\_mode\_40MHz\_ch62\_standing

Test description:	16.06.2017 Page 1 of 1
Test site and distance:	Electric Field Strength Measurement
Version of Testsoftware:	Ref.-Nr. 441 Semi Anechoic Room (SAR) with 3 m measurement distance
Distance correction:	EMC32 V9.25.0
Technical Data:	not used
Test specification.:	please see page 2 for detailed data of measurement setup
	FCC 15.209; RSS-Gen: Issue 3
Operator:	KIv
Operating conditions:	11n 40MHz   MCS3   62
Power during tests:	15V DC

### EUT Information

Manufacturer:	Robert Bosch Car Multimedia GmbH
Model:	AIVIP32R0
Type:	-
-----	
EUT:	-
HW version:	001
SW version:	X128
SVN:	-
Config:	-
Serial number:	259157FH0A
Connected Interfaces:	-
Power Supply:	15VDC
Comments:	-

Full Spectrum



**Final Result**

Frequency (MHz)	QuasiPeak (dB $\mu$ V/m)	Limit (dB $\mu$ V/m)	Margin (dB)	Meas. Time (ms)	Bandwidth (kHz)	Height (cm)	Pol	Azimuth (deg)	Corr. (dB)
36.996000	27.67	40.00	12.33	1000.0	120.000	297.0	V	222.0	18.4
419.144000	25.60	46.00	20.40	1000.0	120.000	339.0	V	56.0	18.8
555.076000	24.27	46.00	21.73	1000.0	120.000	279.0	H	81.0	21.6

### 3.07b\_WLAN\_n\_mode\_40MHz\_ch62\_laying

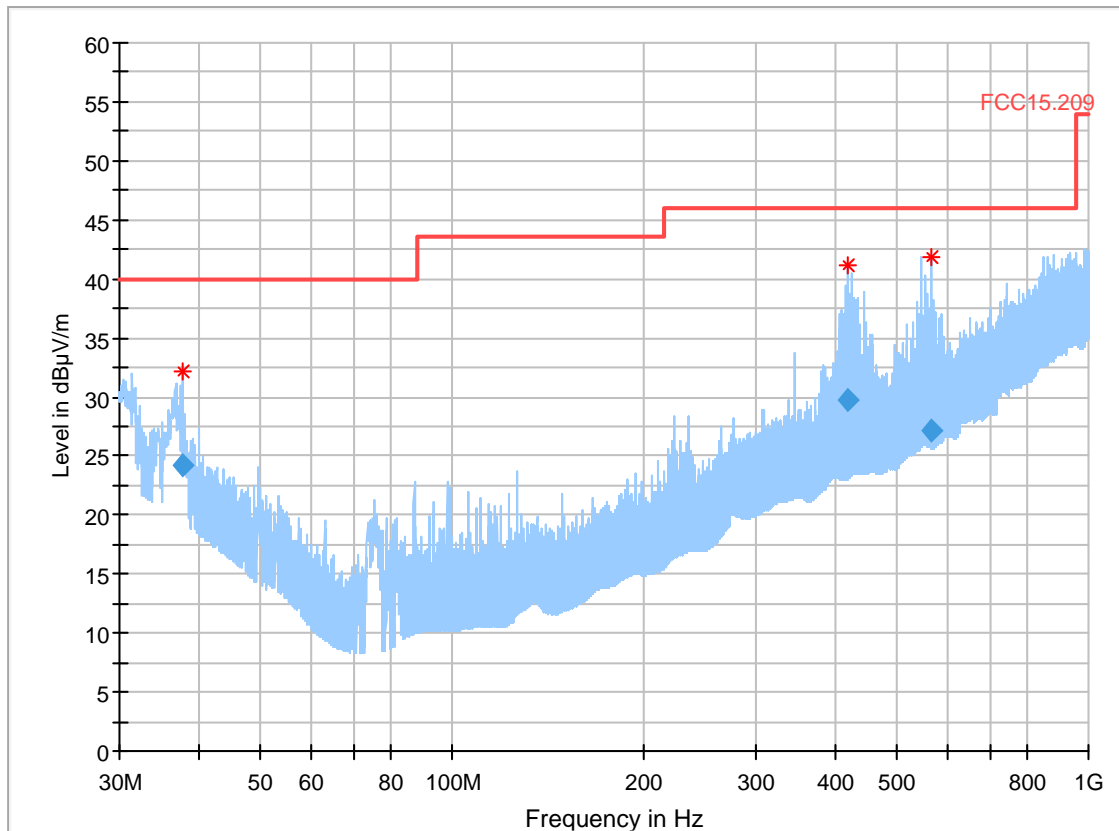
#### Common Information

Test description:	Electric Field Strength Measurement
Test site and distance:	Ref.-Nr. 441 Semi Anechoic Room (SAR) with 3 m measurement distance
Version of Testsoftware:	EMC32 V9.25.0
Distance correction:	used accord. table, pls. see test report
Technical Data:	please see page 2 for detailed data of measurement setup
Test specification.:	FCC 15.209; RSS-Gen: Issue 3
Operator:	AFr
Operating mode:	11n 40MHz   MCS3   62
Operating conditions:	Humidity: 45%rH; Temperature: 20°C
Power during tests:	15V DC
DUT Position:	Laying

#### EUT Information

Manufacturer:	Robert Bosch Car Multimedia GmbH
Model:	AIVIP32R0
Type:	-
-----	
EUT:	-
HW version:	001
SW version:	X128
SVN:	-
Config:	-
Serial number:	259157FH0A
Connected Interfaces:	-
Power Supply:	15VDC
Comments:	-

Full Spectrum



**Final Result**

Frequency (MHz)	QuasiPeak (dB $\mu$ V/m)	Limit (dB $\mu$ V/m)	Margin (dB)	Meas. Time (ms)	Bandwidth (kHz)	Height (cm)	Pol	Azimuth (deg)	Corr. (dB)
37.700000	24.27	40.00	15.73	1000.0	120.000	290.0	V	6.0	18.1
419.148000	29.67	46.00	16.33	1000.0	120.000	360.0	V	267.0	18.8
566.984000	27.21	46.00	18.79	1000.0	120.000	186.0	V	146.0	21.5

### 3.08a\_WLAN\_n\_mode\_40MHz\_ch102\_standing

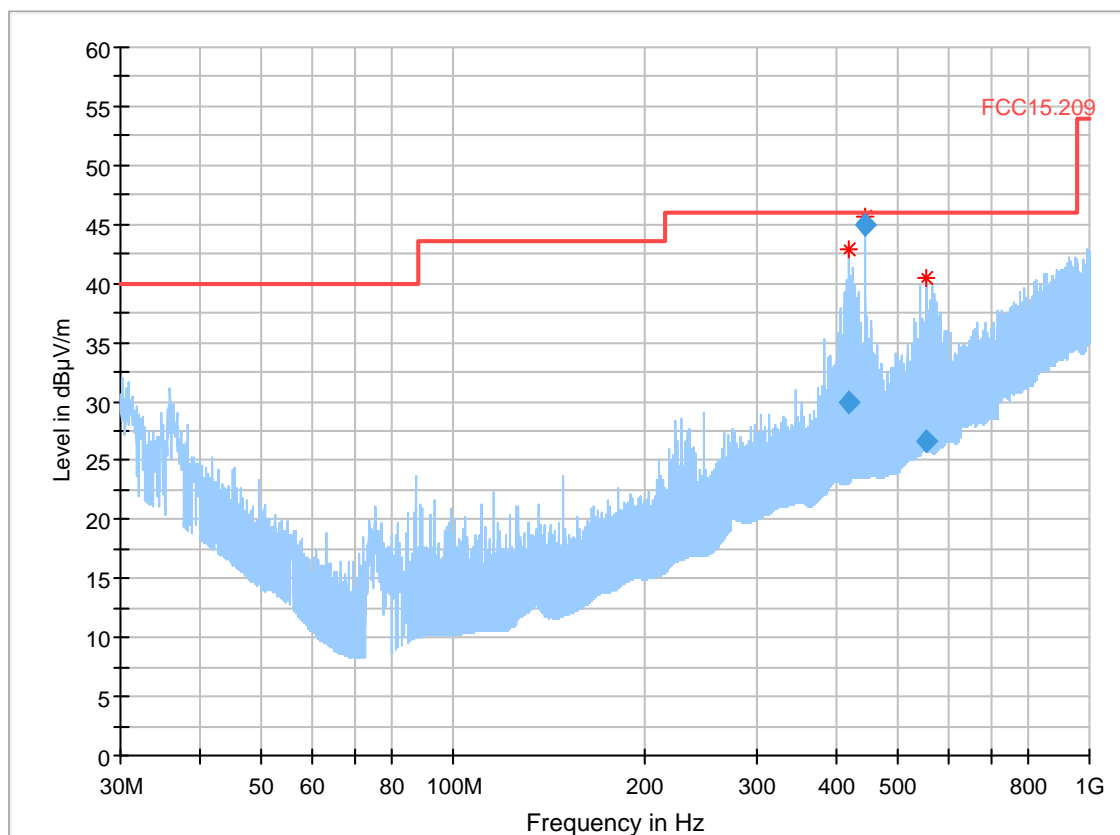
#### Common Information

Test description:	Electric Field Strength Measurement
Test site and distance:	Ref.-Nr. 441 Semi Anechoic Room (SAR) with 3 m measurement distance
Version of Testsoftware:	EMC32 V9.25.0
Distance correction:	used accord. table, pls. see test report
Technical Data:	please see page 2 for detailed data of measurement setup
Test specification.:	FCC 15.209; RSS-Gen: Issue 3
Operator:	AFr
Operating mode:	11n 40MHz   MCS1   102
Operating conditions:	Humidity: 45%rH; Temperature: 20°C
Power during tests:	15V DC
DUT Position:	Standing

#### EUT Information

Manufacturer:	Robert Bosch Car Multimedia GmbH
Model:	AIVIP32R0
Type:	-
-----	
EUT:	-
HW version:	001
SW version:	X128
SVN:	-
Config:	-
Serial number:	259157FH0A
Connected Interfaces:	-
Power Supply:	15VDC
Comments:	-

Full Spectrum





**Final Result**

Frequency (MHz)	QuasiPeak (dB $\mu$ V/m)	Limit (dB $\mu$ V/m)	Margin (dB)	Meas. Time (ms)	Bandwidth (kHz)	Height (cm)	Pol	Azimuth (deg)	Corr. (dB)
419.024000	29.96	46.00	16.04	1000.0	120.000	343.0	V	279.0	18.8
445.496000	45.04	46.00	0.96	1000.0	120.000	105.0	V	352.0	19.4
554.220000	26.60	46.00	19.40	1000.0	120.000	277.0	H	64.0	21.7

### 3.08b\_WLAN\_n\_mode\_40MHz\_ch102\_laying

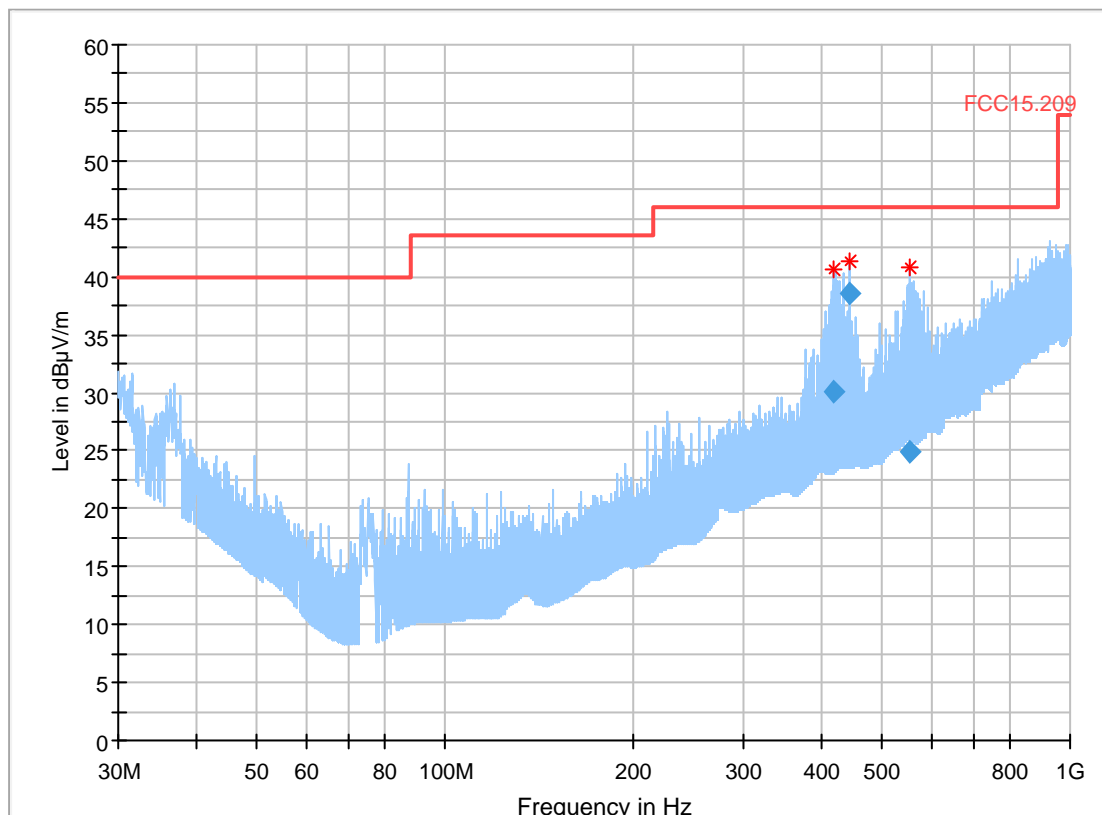
#### Common Information

Test description:	Electric Field Strength Measurement
Test site and distance:	Ref.-Nr. 441 Semi Anechoic Room (SAR) with 3 m measurement distance
Version of Testsoftware:	EMC32 V9.25.0
Distance correction:	used accord. table, pls. see test report
Technical Data:	please see page 2 for detailed data of measurement setup
Test specification.:	FCC 15.209; RSS-Gen: Issue 3
Operator:	AFr
Operating mode:	11n 40MHz   MCS1   102
Operating conditions:	Humidity: 45%rH; Temperature: 20°C
Power during tests:	15V DC
DUT Position:	Laying

#### EUT Information

Manufacturer:	Robert Bosch Car Multimedia GmbH
Model:	AIVIP32R0
Type:	-
-----	
EUT:	-
HW version:	001
SW version:	X128
SVN:	-
Config:	-
Serial number:	259157FH0A
Connected Interfaces:	-
Power Supply:	15VDC
Comments:	-

Full Spectrum



**Final Result**

Frequency (MHz)	QuasiPeak (dB $\mu$ V/m)	Limit (dB $\mu$ V/m)	Margin (dB)	Meas. Time (ms)	Bandwidth (kHz)	Height (cm)	Pol	Azimuth (deg)	Corr. (dB)
419.116000	30.06	46.00	15.94	1000.0	120.000	360.0	V	143.0	18.8
445.496000	38.57	46.00	7.43	1000.0	120.000	154.0	V	4.0	19.4
555.216000	24.92	46.00	21.08	1000.0	120.000	137.0	H	45.0	21.6

### 3.09a\_WLAN\_n\_mode\_40MHz\_ch151\_standing

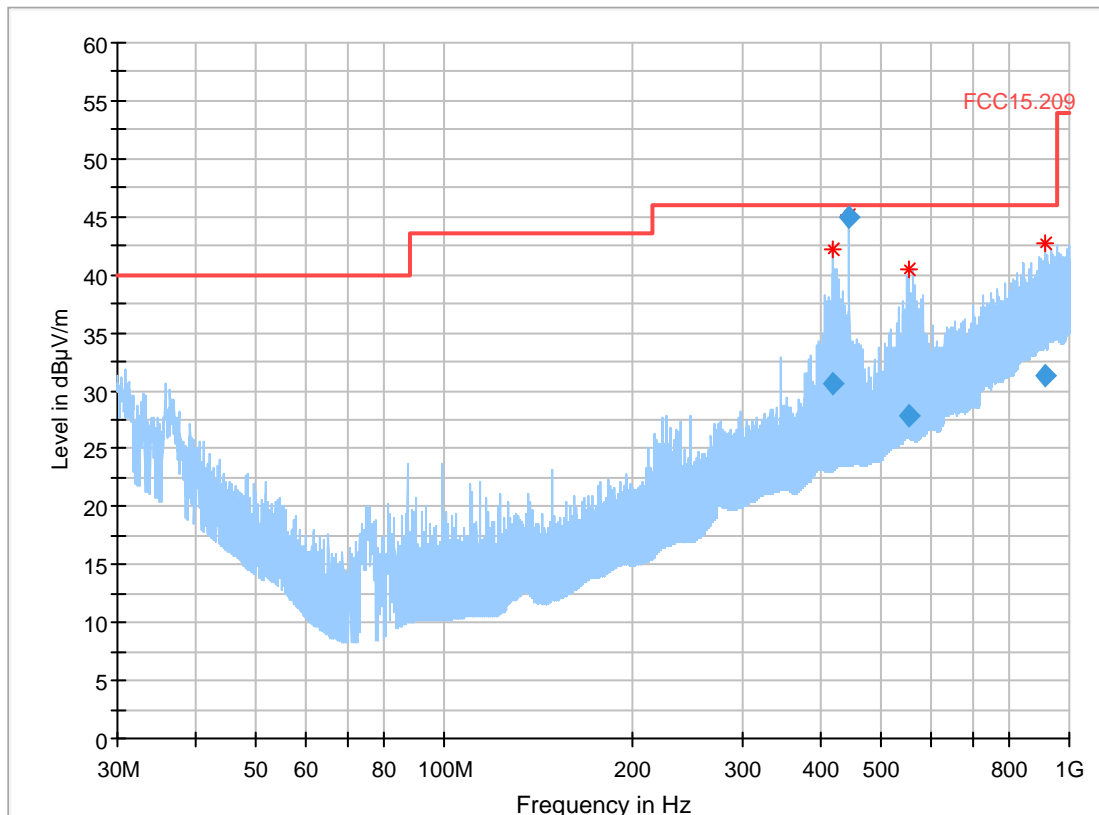
#### Common Information

Test description:	Electric Field Strength Measurement
Test site and distance:	Ref.-Nr. 441 Semi Anechoic Room (SAR) with 3 m measurement distance
Version of Testsoftware:	EMC32 V9.25.0
Distance correction:	used accord. table, pls. see test report
Technical Data:	please see page 2 for detailed data of measurement setup
Test specification.:	FCC 15.209; RSS-Gen: Issue 3
Operator:	AFr
Operating mode:	11n 40MHz   MCS5   151
Operating conditions:	Humidity: 45%rH; Temperature: 20°C
Power during tests:	15V DC
DUT Position:	Standing

#### EUT Information

Manufacturer:	Robert Bosch Car Multimedia GmbH
Model:	AIVIP32R0
Type:	-
-----	
EUT:	-
HW version:	001
SW version:	X128
SVN:	-
Config:	-
Serial number:	259157FH0A
Connected Interfaces:	-
Power Supply:	15VDC
Comments:	-

Full Spectrum



**Final Result**

Frequency (MHz)	QuasiPeak (dB $\mu$ V/m)	Limit (dB $\mu$ V/m)	Margin (dB)	Meas. Time (ms)	Bandwidth (kHz)	Height (cm)	Pol	Azimuth (deg)	Corr. (dB)
418.984000	30.68	46.00	15.32	1000.0	120.000	348.0	V	300.0	18.8
445.496000	45.04	46.00	0.96	1000.0	120.000	105.0	V	31.0	19.4
555.056000	27.78	46.00	18.22	1000.0	120.000	145.0	H	59.0	21.6
912.560000	31.38	46.00	14.62	1000.0	120.000	170.0	H	218.0	27.2

### 3.09b\_WLAN\_n\_mode\_40MHz\_ch151\_laying

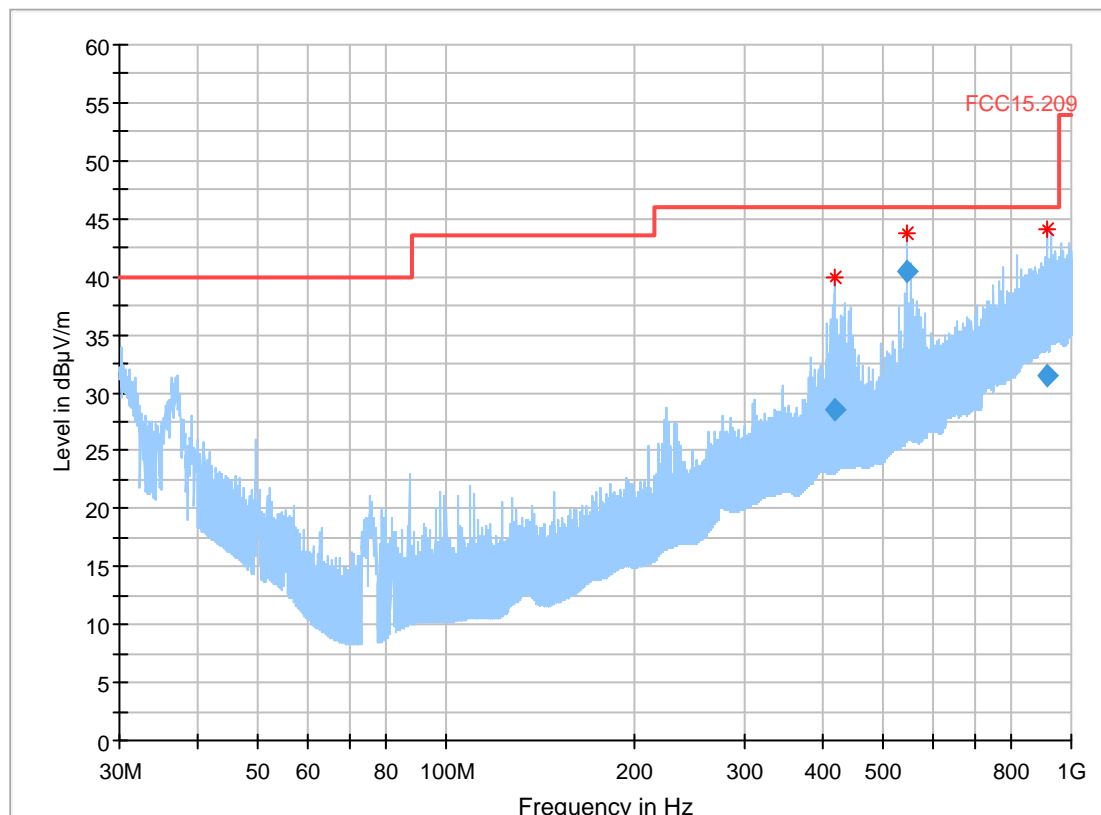
#### Common Information

Test description:	Electric Field Strength Measurement
Test site and distance:	Ref.-Nr. 441 Semi Anechoic Room (SAR) with 3 m measurement distance
Version of Testsoftware:	EMC32 V9.25.0
Distance correction:	used accord. table, pls. see test report
Technical Data:	please see page 2 for detailed data of measurement setup
Test specification.:	FCC 15.209; RSS-Gen: Issue 3
Operator:	AFr
Operating mode:	11n 40MHz   MCS5   151
Operating conditions:	Humidity: 45%rH; Temperature: 20°C
Power during tests:	15V DC
DUT Position:	Laying

#### EUT Information

Manufacturer:	Robert Bosch Car Multimedia GmbH
Model:	AIVIP32R0
Type:	-
-----	
EUT:	-
HW version:	001
SW version:	X128
SVN:	-
Config:	-
Serial number:	259157FH0A
Connected Interfaces:	-
Power Supply:	15VDC
Comments:	-

Full Spectrum



**Final Result**

Frequency (MHz)	QuasiPeak (dB $\mu$ V/m)	Limit (dB $\mu$ V/m)	Margin (dB)	Meas. Time (ms)	Bandwidth (kHz)	Height (cm)	Pol	Azimuth (deg)	Corr. (dB)
418.992000	28.54	46.00	17.46	1000.0	120.000	360.0	V	184.0	18.8
544.492000	40.52	46.00	5.48	1000.0	120.000	121.0	V	1.0	21.2
912.284000	31.45	46.00	14.55	1000.0	120.000	295.0	H	24.0	27.2

### 3.10a\_WLAN\_a\_mode\_20MHz\_ch48\_standing

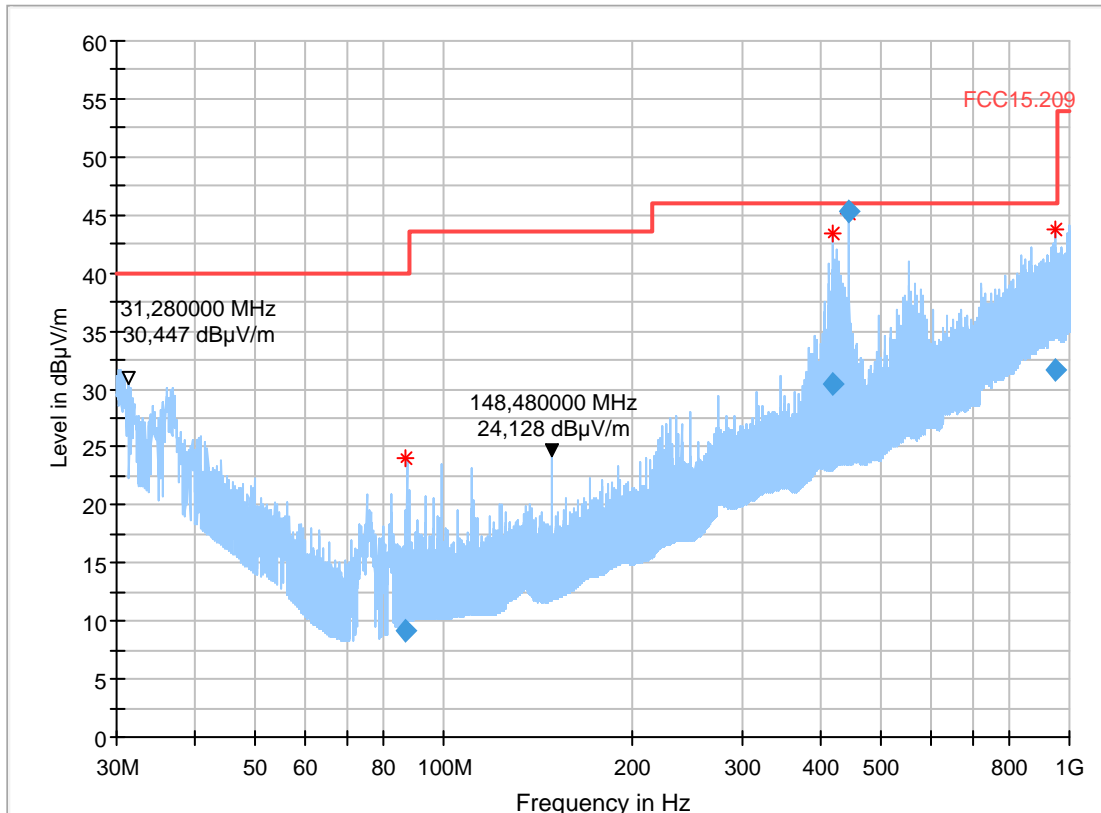
#### Common Information

Test description:	Electric Field Strength Measurement
Test site and distance:	Ref.-Nr. 441 Semi Anechoic Room (SAR) with 3 m measurement distance
Version of Testsoftware:	EMC32 V9.25.0
Distance correction:	used accord. table, pls. see test report
Technical Data:	please see page 2 for detailed data of measurement setup
Test specification.:	FCC 15.209; RSS-Gen: Issue 3
Operator:	AFr
Operating mode:	11a 20MHz   6 Mbit   48
Operating conditions:	Humidity: 45%rH; Temperature: 20°C
Power during tests:	15V DC
DUT Position:	Standing

#### EUT Information

Manufacturer:	Robert Bosch Car Multimedia GmbH
Model:	AIVIP32R0
Type:	-
-----	
EUT:	-
HW version:	001
SW version:	X128
SVN:	-
Config:	-
Serial number:	259157FH0A
Connected Interfaces:	-
Power Supply:	15VDC
Comments:	-

Full Spectrum





**Final Result**

Frequency (MHz)	QuasiPeak (dB $\mu$ V/m)	Limit (dB $\mu$ V/m)	Margin (dB)	Meas. Time (ms)	Bandwidth (kHz)	Height (cm)	Pol	Azimuth (deg)	Corr. (dB)
87.144000	9.19	40.00	30.81	1000.0	120.000	119.0	V	359.0	8.0
418.988000	30.44	46.00	15.56	1000.0	120.000	353.0	V	352.0	18.8
445.496000	45.28	46.00	0.72	1000.0	120.000	105.0	V	17.0	19.4
949.000000	31.68	46.00	14.32	1000.0	120.000	269.0	H	351.0	27.1

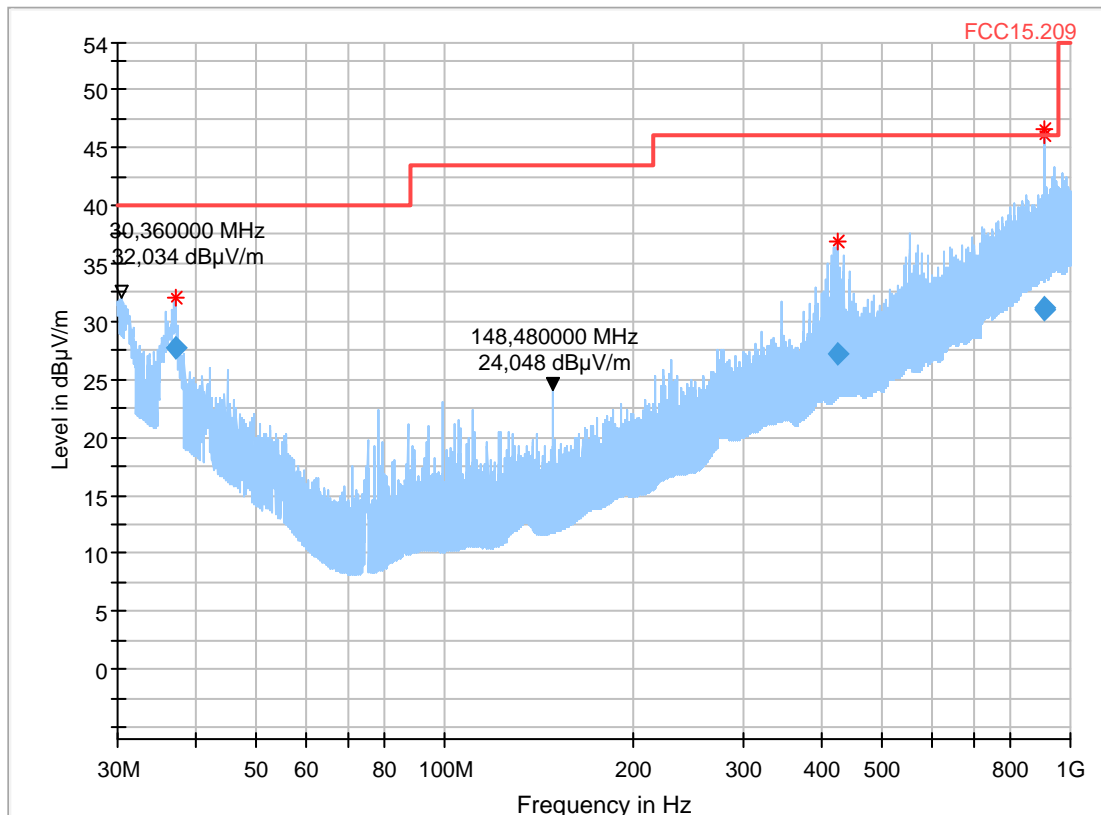
### Diagram No. 3.10b\_WLAN\_a\_mode\_20MHz\_ch48\_laying

Test description:	16.06.2017 Page 1 of 2
Test site and distance:	Electric Field Strength Measurement
Version of Testsoftware:	Ref.-Nr. 441 Semi Anechoic Room (SAR) with 3 m measurement distance
Distance correction:	EMC32 V9.25.0
Technical Data:	not used
Test specification.:	please see page 2 for detailed data of measurement setup
	FCC 15.209; RSS-Gen: Issue 3
Operator:	MBe
Operating conditions:	11a 20MHz   6 Mbit/48
Power during tests:	15V DC

#### EUT Information

Manufacturer:	Robert Bosch Car Multimedia GmbH
Model:	AIVIP32R0
Type:	-
-----	
EUT:	-
HW version:	001
SW version:	X128
SVN:	-
Config:	-
Serial number:	259157FH0A
Connected Interfaces:	-
Power Supply:	15VDC
Comments:	-

Full Spectrum



**Final Result**

Frequency (MHz)	QuasiPeak (dB $\mu$ V/m)	Limit (dB $\mu$ V/m)	Margin (dB)	Meas. Time (ms)	Bandwidth (kHz)	Height (cm)	Pol	Azimuth (deg)	Corr. (dB)
37.200000	27.75	40.00	12.25	1000.0	120.000	323.0	V	159.0	18.3
424.304000	27.13	46.00	18.87	1000.0	120.000	355.0	V	300.0	19.1
908.216000	30.93	46.00	15.07	1000.0	120.000	210.0	V	359.0	26.6
908.980000	31.20	46.00	14.80	1000.0	120.000	262.0	V	46.0	27.0

### 3.11a\_WLAN\_a\_mode\_20MHz\_ch64\_standing

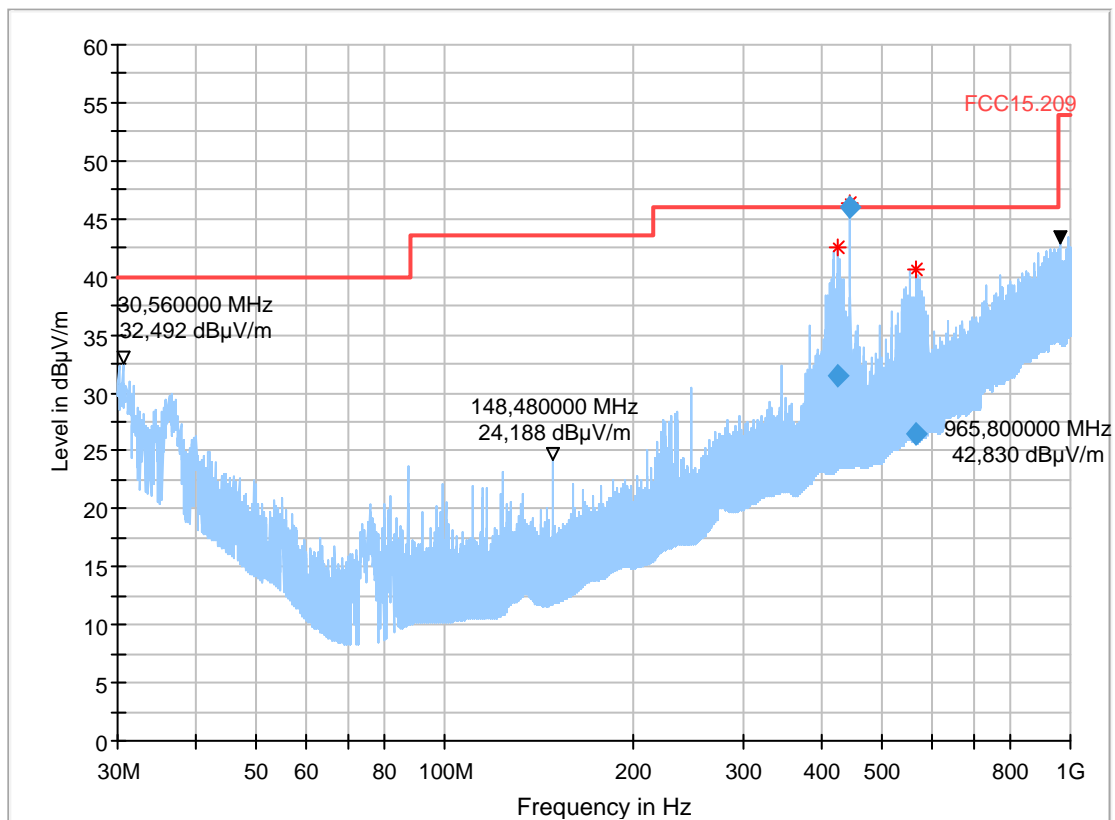
#### Common Information

Test description:	Electric Field Strength Measurement
Test site and distance:	Ref.-Nr. 441 Semi Anechoic Room (SAR) with 3 m measurement distance
Version of Testsoftware:	EMC32 V9.25.0
Distance correction:	used accord. table, pls. see test report
Technical Data:	please see page 2 for detailed data of measurement setup
Test specification.:	FCC 15.209; RSS-Gen: Issue 3
Operator:	RIs
Operating conditions:	11a 20MHz   6 Mbit 140
Power during tests:	15V DC
Comment 1:	

#### EUT Information

Manufacturer:	Robert Bosch Car Multimedia GmbH
Model:	AIVIP32R0
Type:	-
-----	
EUT:	-
HW version:	001
SW version:	X128
SVN:	-
Config:	-
Serial number:	259157FH0A
Connected Interfaces:	-
Power Supply:	15VDC
Comments:	-

Full Spectrum



**Final Result**

Frequency (MHz)	QuasiPeak (dB $\mu$ V/m)	Limit (dB $\mu$ V/m)	Margin (dB)	Meas. Time (ms)	Bandwidth (kHz)	Height (cm)	Pol	Azimuth (deg)	Corr. (dB)
424.500000	31.45	46.00	14.56	1000.0	120.000	355.0	V	189.0	19.1
445.496000	45.95	46.00	0.05	1000.0	120.000	105.0	V	17.0	19.4
567.120000	26.48	46.00	19.52	1000.0	120.000	151.0	V	204.0	21.5

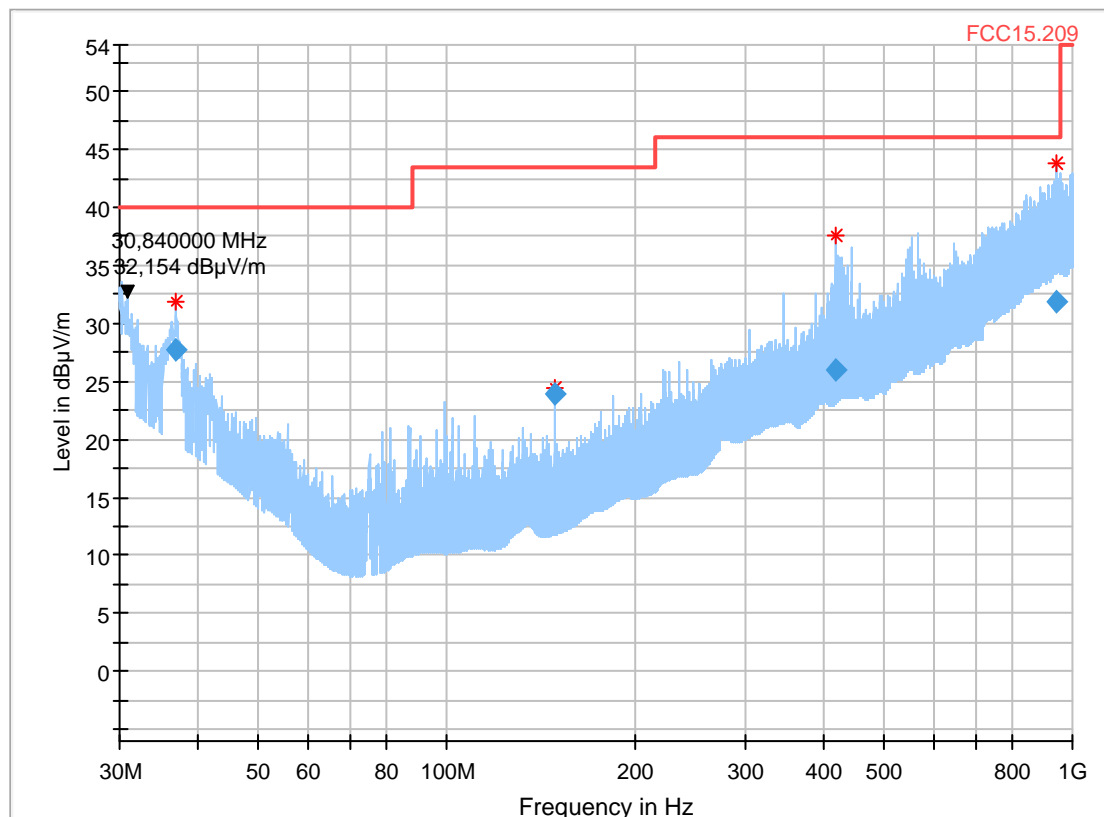
## Diagram No. 3.11b\_WLAN\_a\_mode\_20MHz\_ch64\_laying

Test description:	16.06.2017 Page 1 of 2
Test site and distance:	Electric Field Strength Measurement
Version of Testsoftware:	Ref.-Nr. 441 Semi Anechoic Room (SAR) with 3 m measurement distance
Distance correction:	EMC32 V9.25.0
Technical Data:	not used
Test specification.:	please see page 2 for detailed data of measurement setup
	FCC 15.209; RSS-Gen: Issue 3
Operator:	MBe
Operating conditions:	11a 20MHz   6 Mbit 64
Power during tests:	15V DC

### EUT Information

Manufacturer:	Robert Bosch Car Multimedia GmbH
Model:	AIVIP32R0
Type:	-
-----	
EUT:	-
HW version:	001
SW version:	X128
SVN:	-
Config:	-
Serial number:	259157FH0A
Connected Interfaces:	-
Power Supply:	15VDC
Comments:	-

Full Spectrum



**Final Result**

Frequency (MHz)	QuasiPeak (dB $\mu$ V/m)	Limit (dB $\mu$ V/m)	Margin (dB)	Meas. Time (ms)	Bandwidth (kHz)	Height (cm)	Pol	Azimuth (deg)	Corr. (dB)
36.872000	27.65	40.00	12.36	1000.0	120.000	307.0	V	332.0	18.5
148.500000	23.93	43.50	19.57	1000.0	120.000	159.0	H	274.0	8.6
419.020000	26.03	46.00	19.97	1000.0	120.000	360.0	V	168.0	18.8
945.808000	31.80	46.00	14.20	1000.0	120.000	126.0	V	350.0	27.1

### 3.12a\_WLAN\_a\_mode\_20MHz\_ch140\_standing

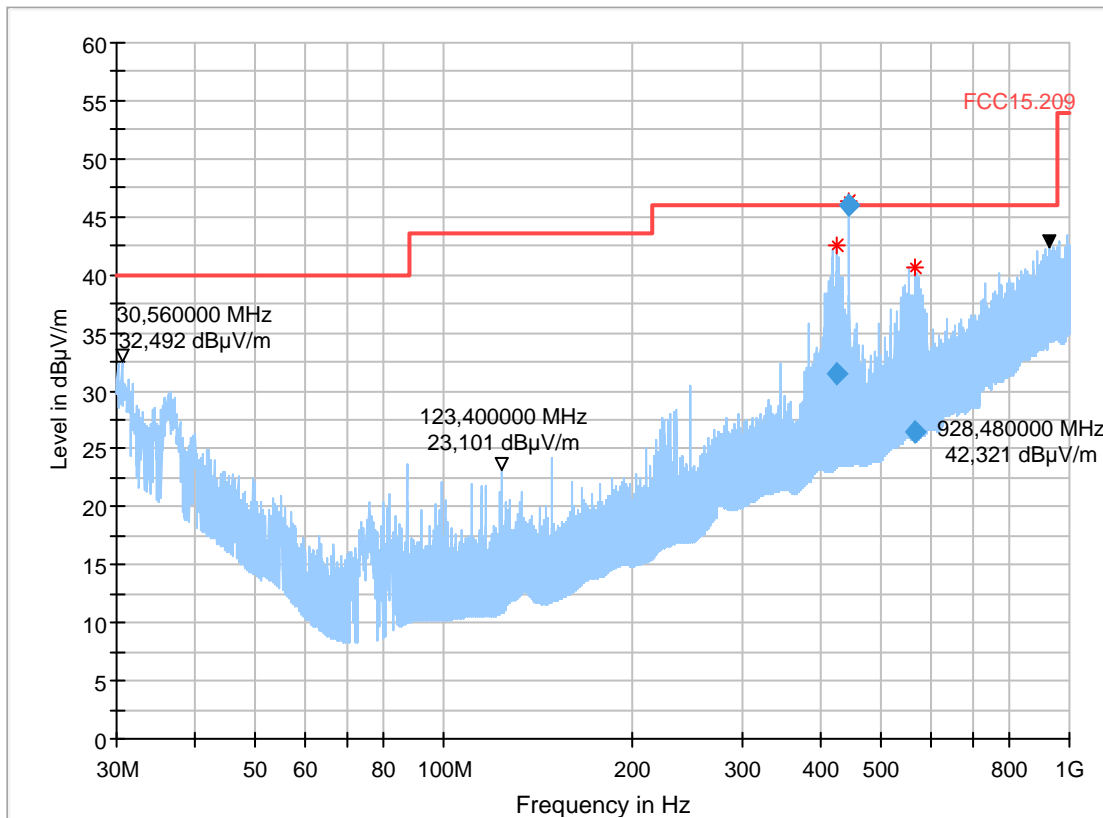
#### Common Information

Test description:	Electric Field Strength Measurement
Test site and distance:	Ref.-Nr. 441 Semi Anechoic Room (SAR) with 3 m measurement distance
Version of Testsoftware:	EMC32 V9.25.0
Distance correction:	used accord. table, pls. see test report
Technical Data:	please see page 2 for detailed data of measurement setup
Test specification.:	FCC 15.209; RSS-Gen: Issue 3
Operator:	RIs
Operating conditions:	11a 20MHz   6 Mbit 140
Power during tests:	15V DC
Comment 1:	

#### EUT Information

Manufacturer:	Robert Bosch Car Multimedia GmbH
Model:	AIVIP32R0
Type:	-
-----	
EUT:	-
HW version:	001
SW version:	X128
SVN:	-
Config:	-
Serial number:	259157FH0A
Connected Interfaces:	-
Power Supply:	15VDC
Comments:	-

Full Spectrum





**Final Result**

Frequency (MHz)	QuasiPeak (dB $\mu$ V/m)	Limit (dB $\mu$ V/m)	Margin (dB)	Meas. Time (ms)	Bandwidth (kHz)	Height (cm)	Pol	Azimuth (deg)	Corr. (dB)
419.176000	29.69	46.00	16.31	1000.0	120.000	353.0	V	284.0	18.8
445.496000	44.69	46.00	1.31	1000.0	120.000	109.0	V	353.0	19.4

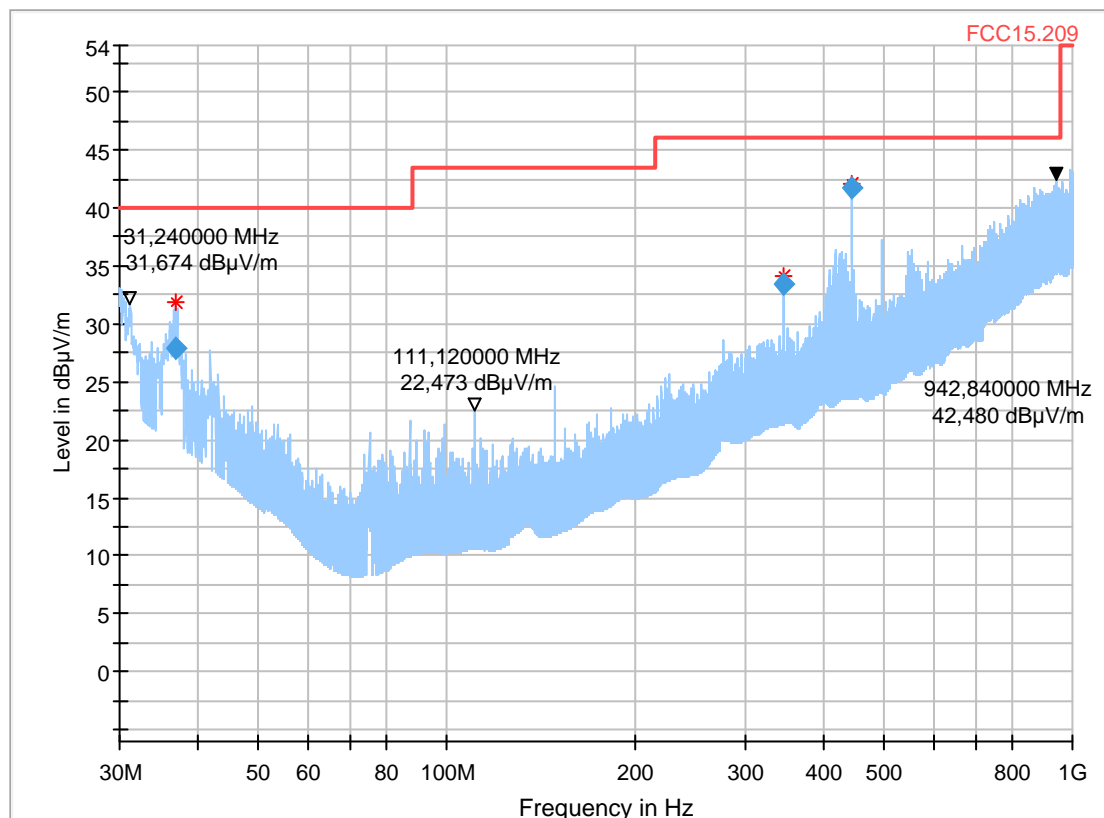
## Diagram No. 3.12b\_WLAN\_a\_mode\_20MHz\_ch140\_laying

Test description:	16.06.2017 Page 1 of 2 Electric Field Strength Measurement
Test site and distance:	Ref.-Nr. 441 Semi Anechoic Room (SAR) with 3 m measurement distance
Version of Testsoftware:	EMC32 V9.25.0
Distance correction:	not used
Technical Data:	please see page 2 for detailed data of measurement setup
Test specification.:	FCC 15.209; RSS-Gen: Issue 3
Operator:	MBe
Operating conditions:	11a 20MHz   6 Mbit 140
Power during tests:	15V DC

### EUT Information

Manufacturer:	Robert Bosch Car Multimedia GmbH
Model:	AIVIP32R0
Type:	-
-----	
EUT:	-
HW version:	001
SW version:	X128
SVN:	-
Config:	-
Serial number:	259157FH0A
Connected Interfaces:	-
Power Supply:	15VDC
Comments:	-

Full Spectrum



**Final Result**

Frequency (MHz)	QuasiPeak (dB $\mu$ V/m)	Limit (dB $\mu$ V/m)	Margin (dB)	Meas. Time (ms)	Bandwidth (kHz)	Height (cm)	Pol	Azimuth (deg)	Corr. (dB)
36.864000	27.91	40.00	12.09	1000.0	120.000	300.0	V	345.0	18.5
346.496000	33.48	46.00	12.52	1000.0	120.000	164.0	V	353.0	16.6
445.496000	41.74	46.00	4.26	1000.0	120.000	108.0	V	20.0	19.4

### 3.13a\_WLAN\_a\_mode\_20MHz\_ch165\_standing

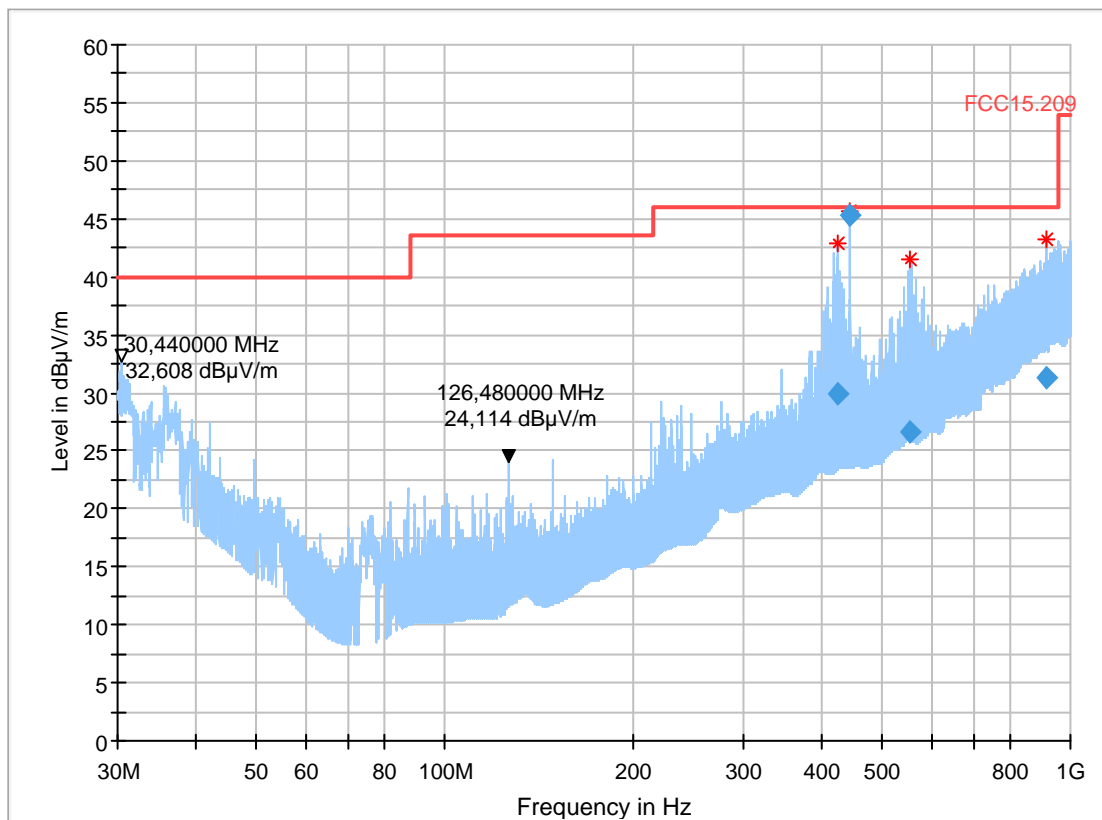
#### Common Information

Test description:	Electric Field Strength Measurement
Test site and distance:	Ref.-Nr. 441 Semi Anechoic Room (SAR) with 3 m measurement distance
Version of Testsoftware:	EMC32 V9.25.0
Distance correction:	used accord. table, pls. see test report
Technical Data:	please see page 2 for detailed data of measurement setup
Test specification.:	FCC 15.209; RSS-Gen: Issue 3
Operator:	RIs
Operating conditions:	11a 20MHz   6 Mbit 165
Power during tests:	15V DC
Comment 1:	

#### EUT Information

Manufacturer:	Robert Bosch Car Multimedia GmbH
Model:	AIVIP32R0
Type:	-
-----	
EUT:	-
HW version:	001
SW version:	X128
SVN:	-
Config:	-
Serial number:	259157FH0A
Connected Interfaces:	-
Power Supply:	15VDC
Comments:	-

Full Spectrum



**Final Result**

Frequency (MHz)	QuasiPeak (dB $\mu$ V/m)	Limit (dB $\mu$ V/m)	Margin (dB)	Meas. Time (ms)	Bandwidth (kHz)	Height (cm)	Pol	Azimuth (deg)	Corr. (dB)
424.540000	29.91	46.00	16.09	1000.0	120.000	347.0	V	261.0	19.1
445.496000	45.28	46.00	0.72	1000.0	120.000	105.0	V	30.0	19.4
555.028000	26.59	46.00	19.41	1000.0	120.000	184.0	H	84.0	21.6
913.744000	31.31	46.00	14.69	1000.0	120.000	360.0	V	284.0	27.1

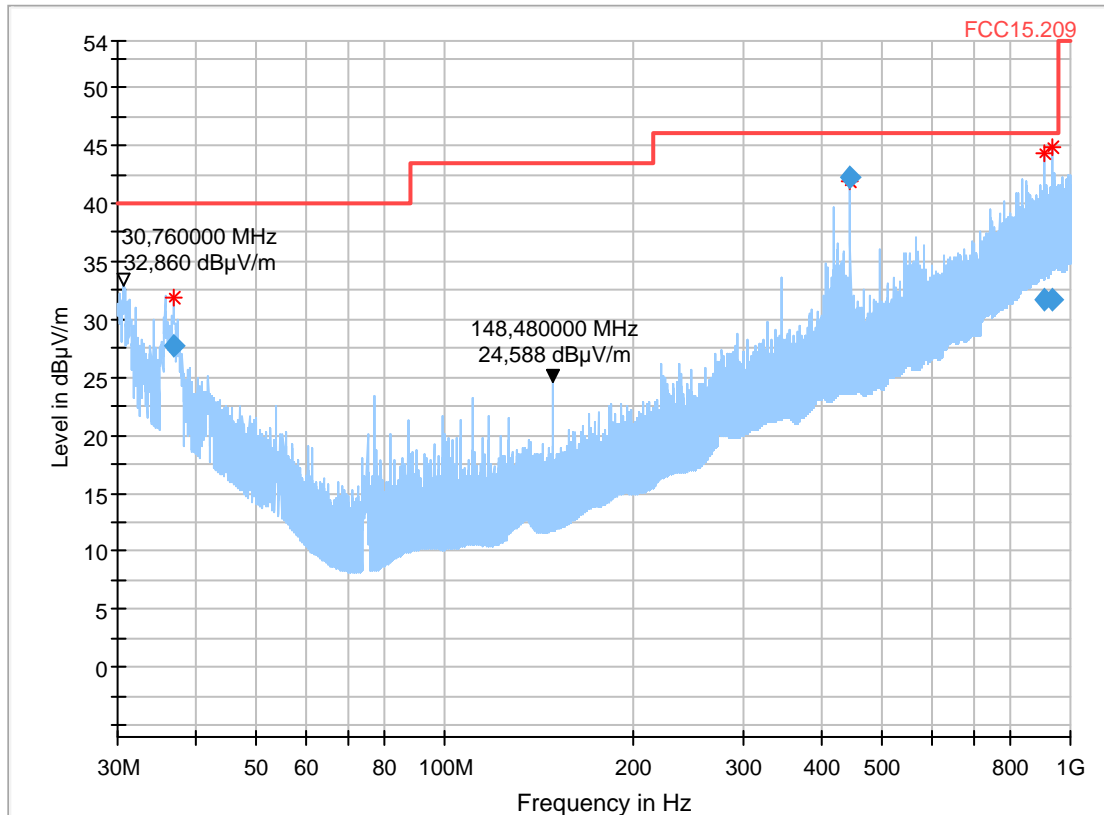
### Diagram No. 3.13b\_WLAN\_a\_mode\_20MHz\_ch165\_laying

Test description:	16.06.2017 Page 1 of 2
Test site and distance:	Electric Field Strength Measurement
Version of Testsoftware:	Ref.-Nr. 441 Semi Anechoic Room (SAR) with 3 m measurement distance
Distance correction:	EMC32 V9.25.0
Technical Data:	not used
Test specification.:	please see page 2 for detailed data of measurement setup
	FCC 15.209; RSS-Gen: Issue 3
Operator:	MBe
Operating conditions:	11a 20MHz   6 Mbit 165
Power during tests:	15V DC

#### EUT Information

Manufacturer:	Robert Bosch Car Multimedia GmbH
Model:	AIVIP32R0
Type:	-
-----	
EUT:	-
HW version:	001
SW version:	X128
SVN:	-
Config:	-
Serial number:	259157FH0A
Connected Interfaces:	-
Power Supply:	15VDC
Comments:	-

Full Spectrum



**Final Result**

Frequency (MHz)	QuasiPeak (dB $\mu$ V/m)	Limit (dB $\mu$ V/m)	Margin (dB)	Meas. Time (ms)	Bandwidth (kHz)	Height (cm)	Pol	Azimuth (deg)	Corr. (dB)
36.792000	27.77	40.00	12.23	1000.0	120.000	278.0	H	4.0	18.5
445.496000	42.20	46.00	3.80	1000.0	120.000	109.0	V	355.0	19.4
909.720000	31.63	46.00	14.37	1000.0	120.000	329.0	V	106.0	27.3
932.452000	31.74	46.00	14.26	1000.0	120.000	317.0	H	87.0	26.9

### 3.14a\_WLAN\_n\_mode\_20MHz\_ch48\_standing

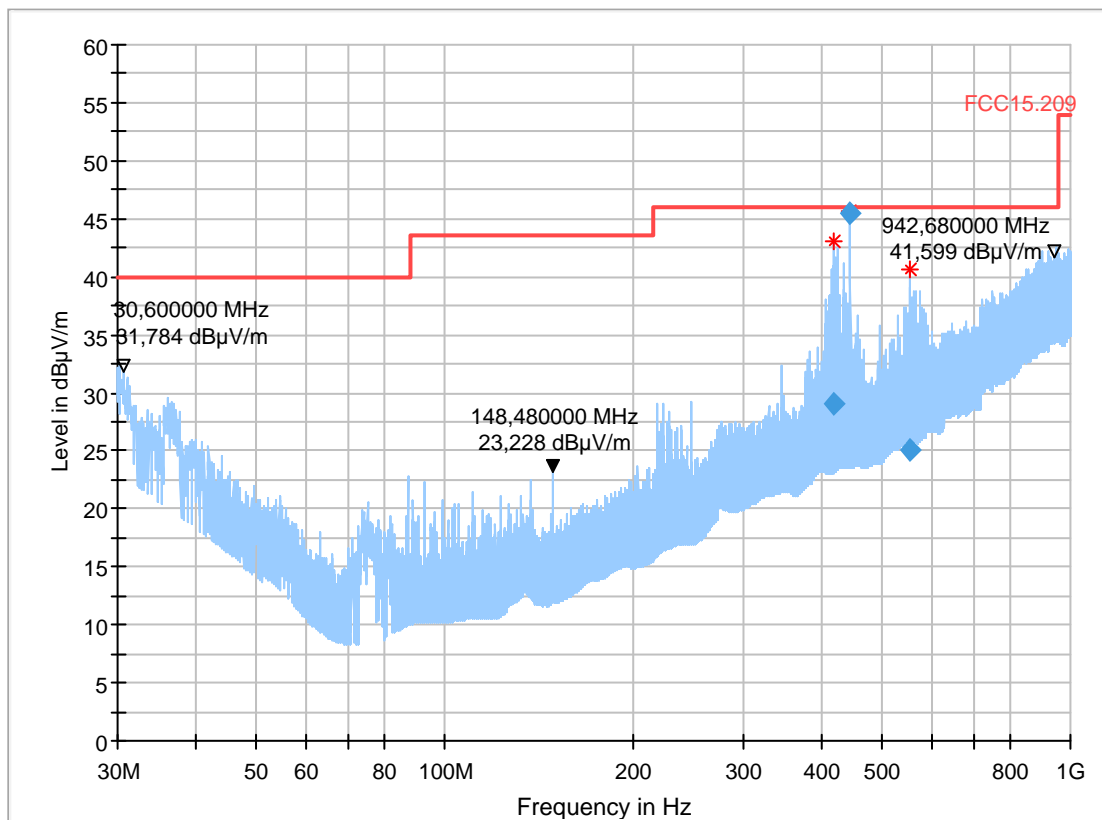
#### Common Information

Test description:	Electric Field Strength Measurement
Test site and distance:	Ref.-Nr. 441 Semi Anechoic Room (SAR) with 3 m measurement distance
Version of Testsoftware:	EMC32 V9.25.0
Distance correction:	used accord. table, pls. see test report
Technical Data:	please see page 2 for detailed data of measurement setup
Test specification.:	FCC 15.209; RSS-Gen: Issue 3
Operator:	RIs
Operating conditions:	11n 20MHz   MCS0  48
Power during tests:	15V DC
Comment 1:	

#### EUT Information

Manufacturer:	Robert Bosch Car Multimedia GmbH
Model:	AIVIP32R0
Type:	-
-----	
EUT:	-
HW version:	001
SW version:	X128
SVN:	-
Config:	-
Serial number:	259157FH0A
Connected Interfaces:	-
Power Supply:	15VDC
Comments:	-

Full Spectrum





**Final Result**

Frequency (MHz)	QuasiPeak (dB $\mu$ V/m)	Limit (dB $\mu$ V/m)	Margin (dB)	Meas. Time (ms)	Bandwidth (kHz)	Height (cm)	Pol	Azimuth (deg)	Corr. (dB)
419.076000	29.03	46.00	16.97	1000.0	120.000	354.0	V	190.0	18.8
445.496000	45.40	46.00	0.60	1000.0	120.000	105.0	V	28.0	19.4
555.084000	25.09	46.00	20.91	1000.0	120.000	226.0	H	0.0	21.6

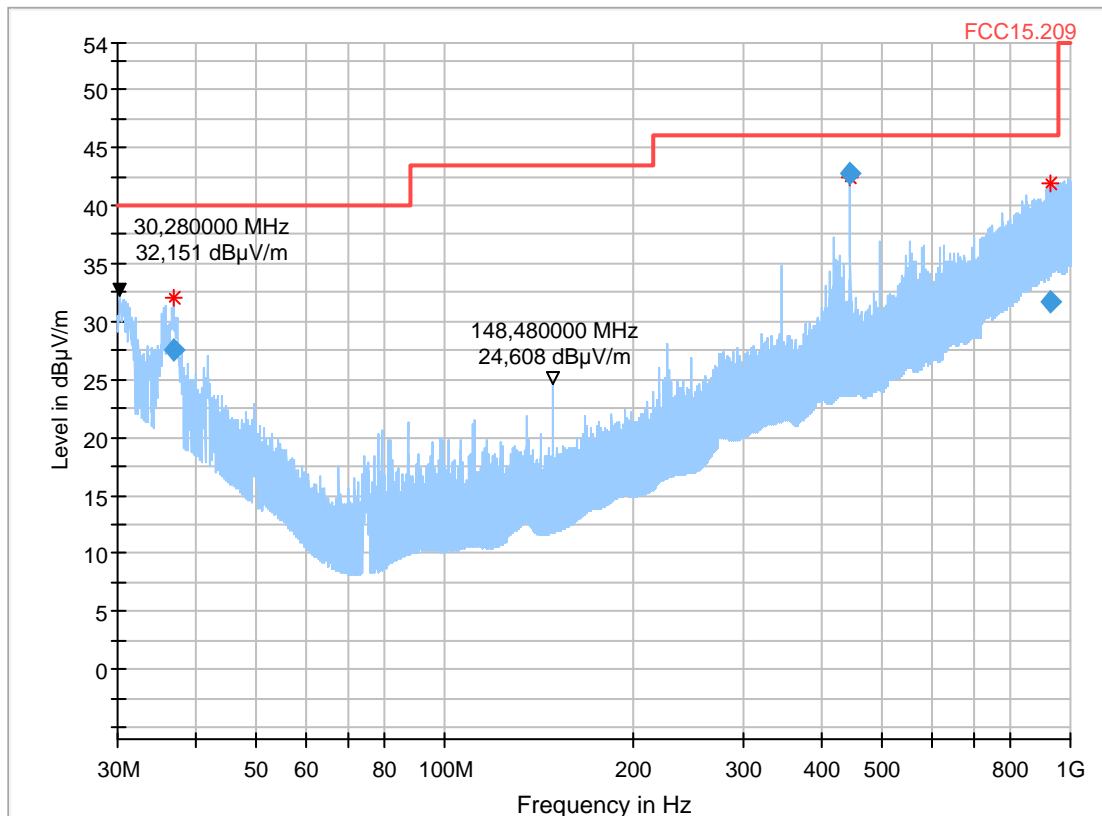
## Diagram No. 3.14b\_WLAN\_n\_mode\_20MHz\_ch48\_laying

Test description:	16.06.2017 Page 1 of 2
Test site and distance:	Electric Field Strength Measurement
Version of Testsoftware:	Ref.-Nr. 441 Semi Anechoic Room (SAR) with 3 m measurement distance
Distance correction:	EMC32 V9.25.0
Technical Data:	not used
Test specification.:	please see page 2 for detailed data of measurement setup
	FCC 15.209; RSS-Gen: Issue 3
Operator:	MBe
Operating conditions:	11n 20MHz   MCS0/48
Power during tests:	15V DC

### EUT Information

Manufacturer:	Robert Bosch Car Multimedia GmbH
Model:	AIVIP32R0
Type:	-
-----	
EUT:	-
HW version:	001
SW version:	X128
SVN:	-
Config:	-
Serial number:	259157FH0A
Connected Interfaces:	-
Power Supply:	15VDC
Comments:	-

Full Spectrum



**Final Result**

Frequency (MHz)	QuasiPeak (dB $\mu$ V/m)	Limit (dB $\mu$ V/m)	Margin (dB)	Meas. Time (ms)	Bandwidth (kHz)	Height (cm)	Pol	Azimuth (deg)	Corr. (dB)
36.788000	27.55	40.00	12.45	1000.0	120.000	324.0	H	102.0	18.5
445.496000	42.79	46.00	3.21	1000.0	120.000	112.0	V	16.0	19.4
930.228000	31.67	46.00	14.33	1000.0	120.000	184.0	H	359.0	27.0

### 3.15a\_WLAN\_n\_mode\_20MHz\_ch64\_standing

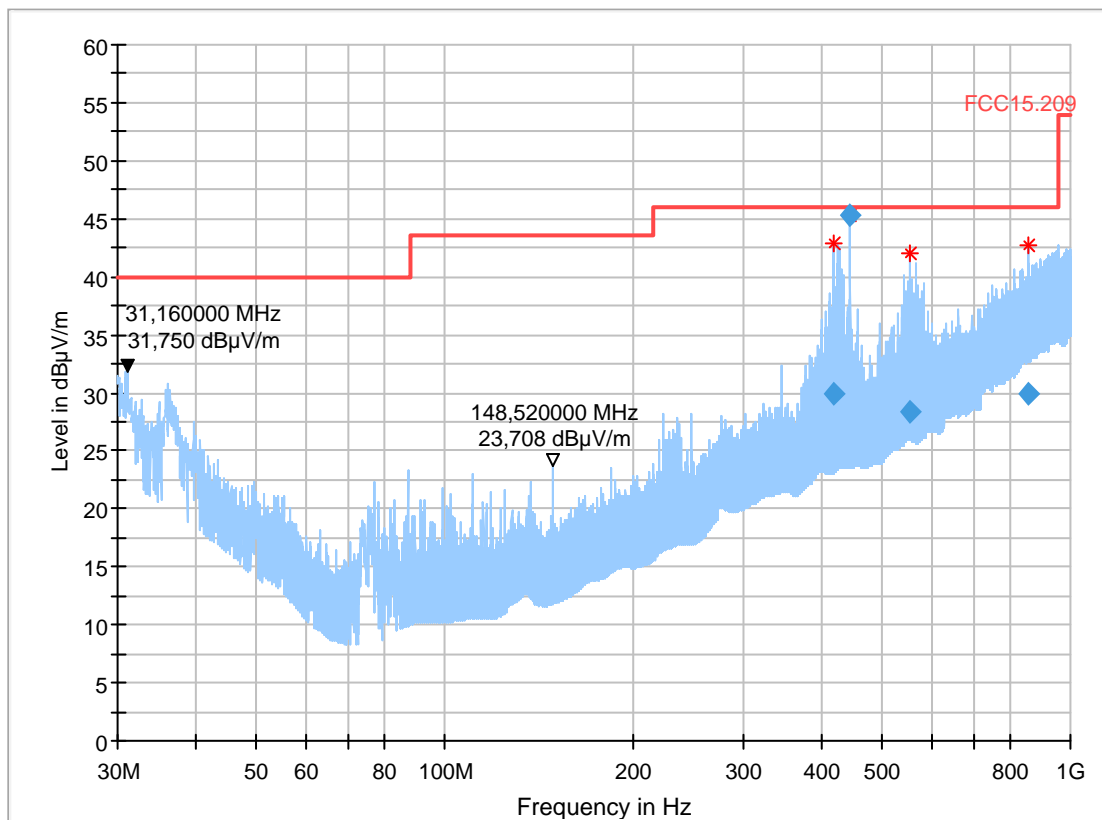
#### Common Information

Test description:	Electric Field Strength Measurement
Test site and distance:	Ref.-Nr. 441 Semi Anechoic Room (SAR) with 3 m measurement distance
Version of Testsoftware:	EMC32 V9.25.0
Distance correction:	used accord. table, pls. see test report
Technical Data:	please see page 2 for detailed data of measurement setup
Test specification.:	FCC 15.209; RSS-Gen: Issue 3
Operator:	RIs
Operating conditions:	11n 20MHz   MCS0  64
Power during tests:	15V DC
Comment 1:	

#### EUT Information

Manufacturer:	Robert Bosch Car Multimedia GmbH
Model:	AIVIP32R0
Type:	-
-----	
EUT:	-
HW version:	001
SW version:	X128
SVN:	-
Config:	-
Serial number:	259157FH0A
Connected Interfaces:	-
Power Supply:	15VDC
Comments:	-

Full Spectrum



**Final Result**

Frequency (MHz)	QuasiPeak (dB $\mu$ V/m)	Limit (dB $\mu$ V/m)	Margin (dB)	Meas. Time (ms)	Bandwidth (kHz)	Height (cm)	Pol	Azimuth (deg)	Corr. (dB)
419.036000	29.96	46.00	16.04	1000.0	120.000	360.0	V	251.0	18.8
445.496000	45.28	46.00	0.72	1000.0	120.000	105.0	V	32.0	19.4
555.068000	28.41	46.00	17.59	1000.0	120.000	143.0	H	316.0	21.6
857.248000	29.89	46.00	16.11	1000.0	120.000	305.0	V	185.0	25.7

### 3.15b\_WLAN\_n\_mode\_20MHz\_ch64\_laying

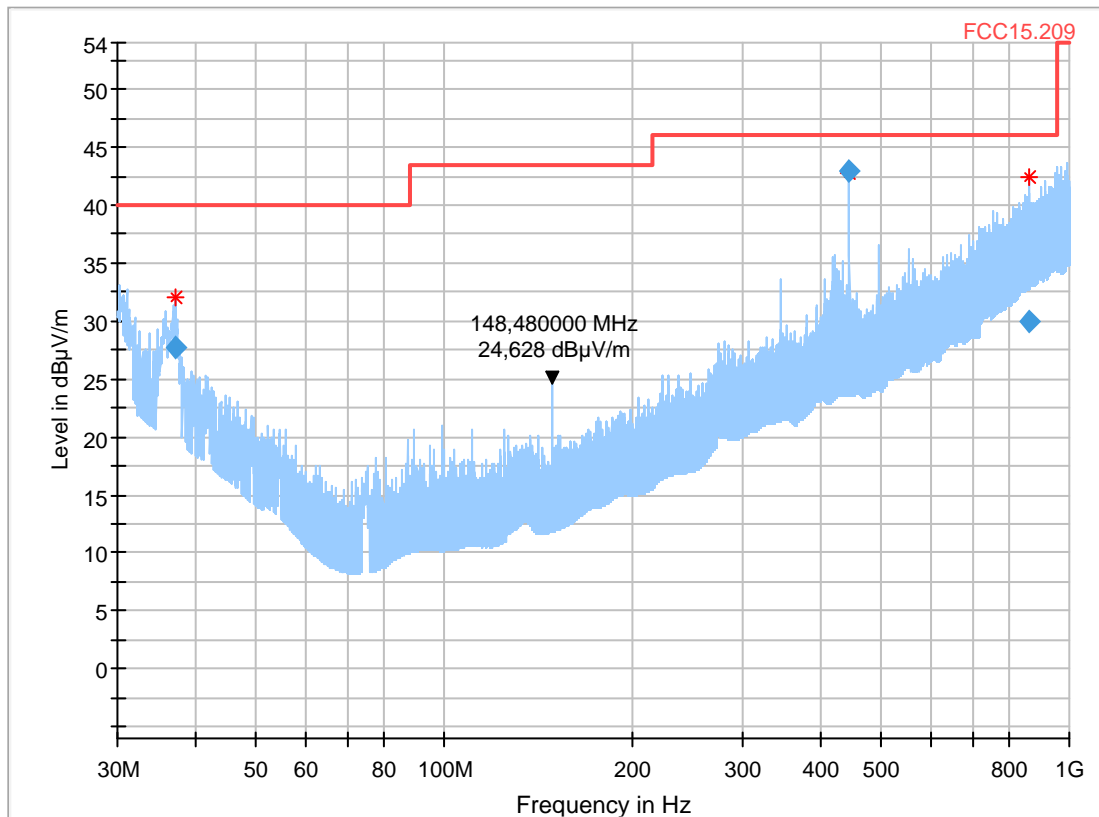
#### Common Information

Test description:	Electric Field Strength Measurement
Test site and distance:	Ref.-Nr. 441 Semi Anechoic Room (SAR) with 3 m measurement distance
Version of Testsoftware:	EMC32 V9.25.0
Technical Data:	please see page 2 for detailed data of measurement setup
Test specification.:	FCC 15.209; RSS-Gen: Issue 3
Operator:	RIs
Operating conditions:	11n 20MHz   MCS0 64
Power during tests:	15V DC

#### EUT Information

Manufacturer:	Robert Bosch Car Multimedia GmbH
Model:	AIVIP32R0
Type:	-
-----	
EUT:	-
HW version:	001
SW version:	X128
SVN:	-
Config:	-
Serial number:	259157FH0A
Connected Interfaces:	-
Power Supply:	15VDC
Comments:	-

Full Spectrum



**Final Result**

Frequency (MHz)	QuasiPeak (dB $\mu$ V/m)	Limit (dB $\mu$ V/m)	Margin (dB)	Meas. Time (ms)	Bandwidth (kHz)	Height (cm)	Pol	Azimuth (deg)	Corr. (dB)
37.212000	27.72	40.00	12.28	1000.0	120.000	257.0	H	93.0	18.3
445.496000	42.91	46.00	3.09	1000.0	120.000	113.0	V	21.0	19.4
861.568000	30.02	46.00	15.98	1000.0	120.000	126.0	H	46.0	25.8

### 3.16a\_WLAN\_n\_mode\_20MHz\_ch140\_standing

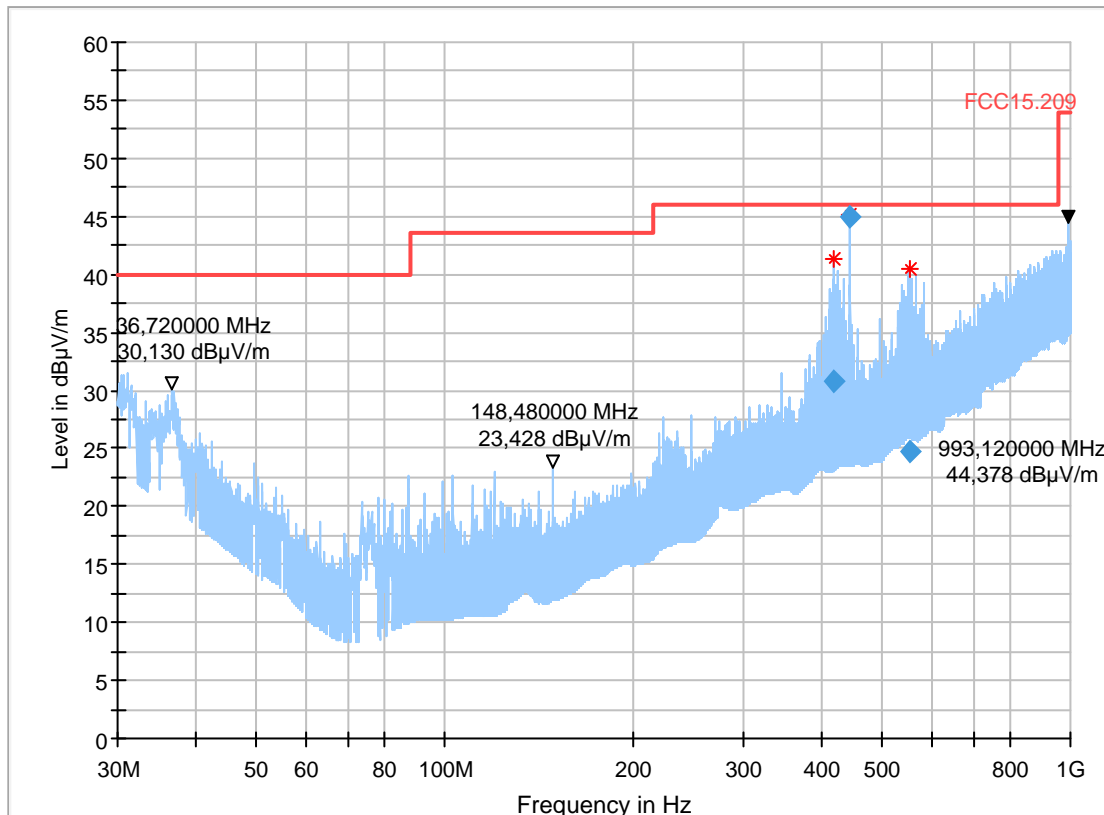
#### Common Information

Test description:	Electric Field Strength Measurement
Test site and distance:	Ref.-Nr. 441 Semi Anechoic Room (SAR) with 3 m measurement distance
Version of Testsoftware:	EMC32 V9.25.0
Distance correction:	used accord. table, pls. see test report
Technical Data:	please see page 2 for detailed data of measurement setup
Test specification.:	FCC 15.209; RSS-Gen: Issue 3
Operator:	RI
Operating conditions:	11n 20MHz   MCS0 140
Power during tests:	15V DC
Comment 1:	

#### EUT Information

Manufacturer:	Robert Bosch Car Multimedia GmbH
Model:	AIVIP32R0
Type:	-
-----	
EUT:	-
HW version:	001
SW version:	X128
SVN:	-
Config:	-
Serial number:	259157FH0A
Connected Interfaces:	-
Power Supply:	15VDC
Comments:	-

Full Spectrum





**Final Result**

Frequency (MHz)	QuasiPeak (dB $\mu$ V/m)	Limit (dB $\mu$ V/m)	Margin (dB)	Meas. Time (ms)	Bandwidth (kHz)	Height (cm)	Pol	Azimuth (deg)	Corr. (dB)
419.040000	30.74	46.00	15.26	1000.0	120.000	350.0	V	273.0	18.8
445.496000	45.02	46.00	0.98	1000.0	120.000	109.0	V	9.0	19.4
555.192000	24.77	46.00	21.23	1000.0	120.000	151.0	H	301.0	21.6

### 3.16b\_WLAN\_n\_mode\_20MHz\_ch140\_laying

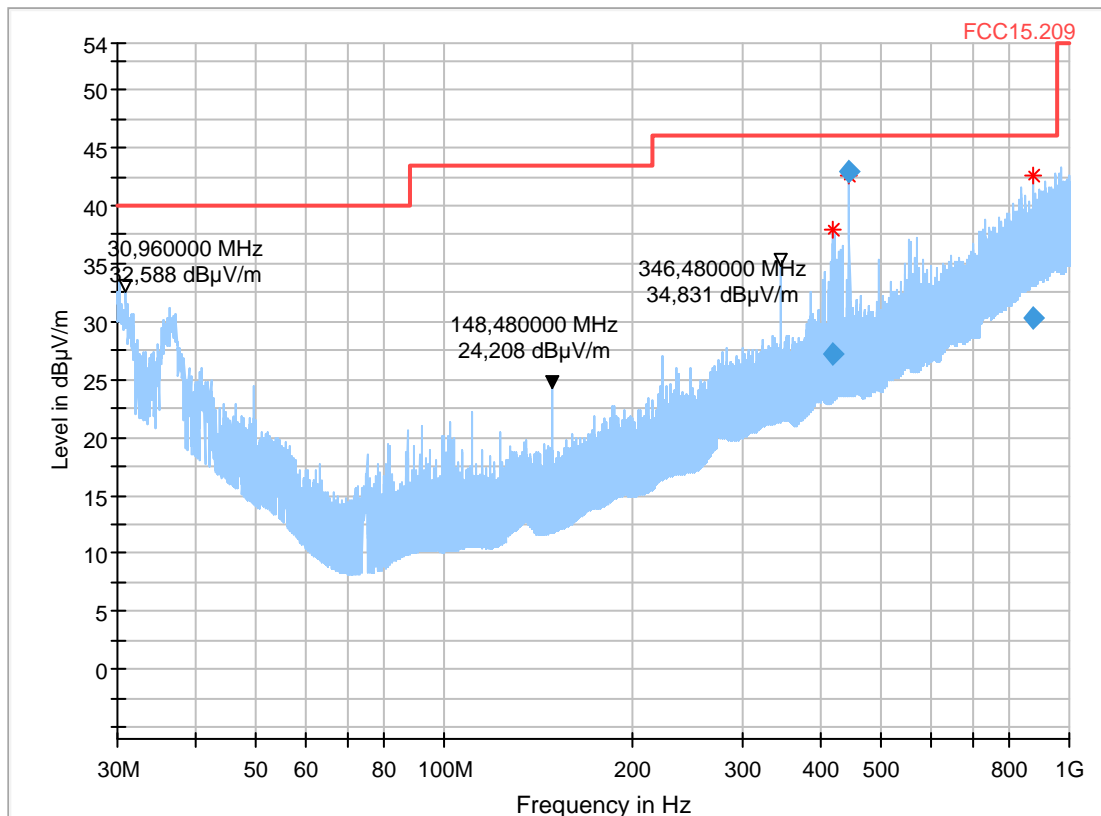
#### Common Information

Test description:	Electric Field Strength Measurement
Test site and distance:	Ref.-Nr. 441 Semi Anechoic Room (SAR) with 3 m measurement distance
Version of Testsoftware:	EMC32 V9.25.0
Technical Data:	please see page 2 for detailed data of measurement setup
Test specification.:	FCC 15.209; RSS-Gen: Issue 3
Operator:	RI
Operating conditions:	11n 20MHz   MCS0 140
Power during tests:	15V DC

#### EUT Information

Manufacturer:	Robert Bosch Car Multimedia GmbH
Model:	AIVIP32R0
Type:	-
-----	
EUT:	-
HW version:	001
SW version:	X128
SVN:	-
Config:	-
Serial number:	259157FH0A
Connected Interfaces:	-
Power Supply:	15VDC
Comments:	-

Full Spectrum



**Final Result**

Frequency (MHz)	QuasiPeak (dB $\mu$ V/m)	Limit (dB $\mu$ V/m)	Margin (dB)	Meas. Time (ms)	Bandwidth (kHz)	Height (cm)	Pol	Azimuth (deg)	Corr. (dB)
419.060000	27.14	46.00	18.86	1000.0	120.000	353.0	V	51.0	18.8
445.496000	42.95	46.00	3.05	1000.0	120.000	117.0	V	21.0	19.4
873.996000	30.34	46.00	15.66	1000.0	120.000	368.0	H	359.0	26.2

### 3.17a\_WLAN\_n\_mode\_20MHz\_ch165\_standing

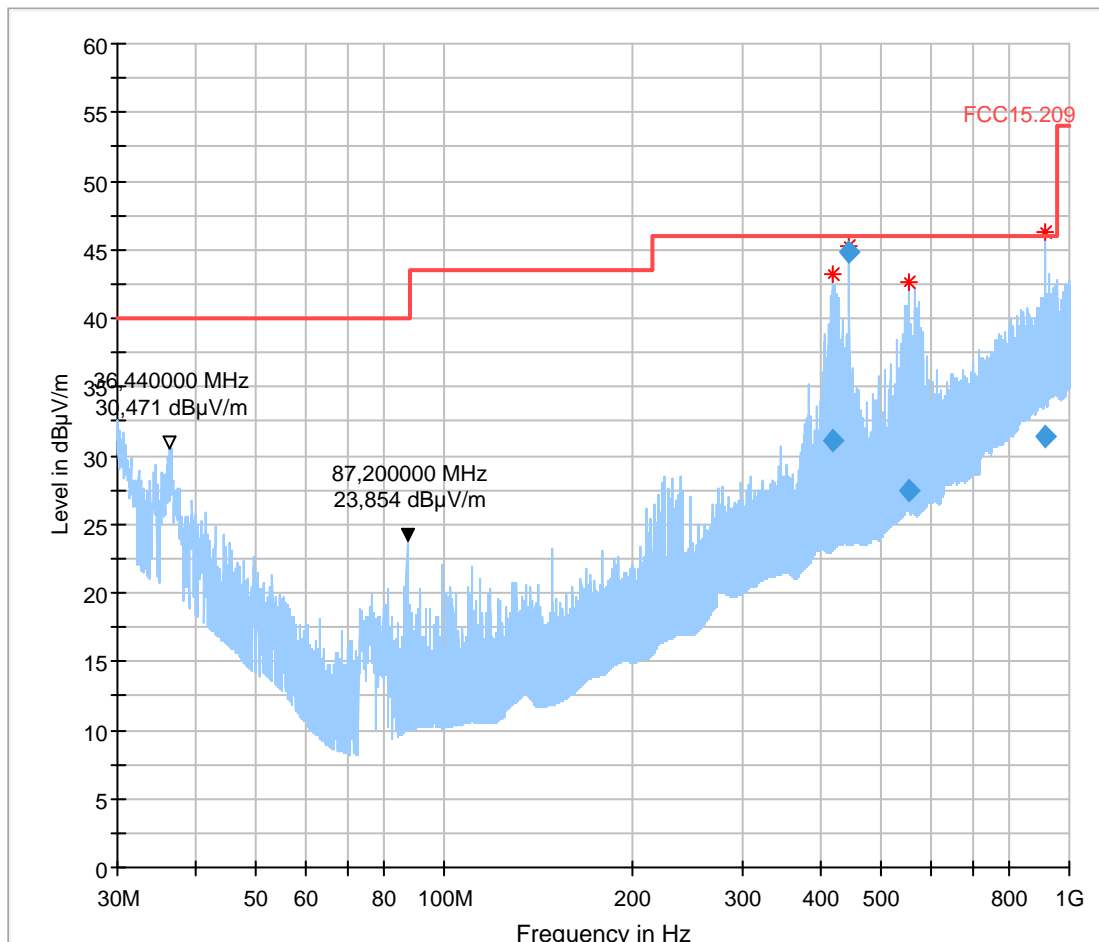
#### Common Information

Test description:	Electric Field Strength Measurement
Test site and distance:	Ref.-Nr. 441 Semi Anechoic Room (SAR) with 3 m measurement distance
Version of Testsoftware:	EMC32 V9.25.0
Distance correction:	used accord. table, pls. see test report
Technical Data:	please see page 2 for detailed data of measurement setup
Test specification.:	FCC 15.209; RSS-Gen: Issue 3
Operator:	RIs
Operating conditions:	11n 20MHz   6 Mbit 165
Power during tests:	15V DC
Comment 1:	

#### EUT Information

Manufacturer:	Robert Bosch Car Multimedia GmbH
Model:	AIVIP32R0
Type:	-
-----	
EUT:	-
HW version:	001
SW version:	X128
SVN:	-
Config:	-
Serial number:	259157FH0A
Connected Interfaces:	-
Power Supply:	15VDC
Comments:	-

Full Spectrum





**Final Result**

Frequency (MHz)	QuasiPeak (dB $\mu$ V/m)	Limit (dB $\mu$ V/m)	Margin (dB)	Meas. Time (ms)	Bandwidth (kHz)	Height (cm)	Pol	Azimuth (deg)	Corr. (dB)
418.980000	31.13	46.00	14.87	1000.0	120.000	355.0	V	240.0	18.8
445.496000	44.82	46.00	1.18	1000.0	120.000	112.0	V	29.0	19.4
555.140000	27.43	46.00	18.57	1000.0	120.000	142.0	H	1.0	21.6
912.516000	31.43	46.00	14.57	1000.0	120.000	143.0	V	307.0	27.2

### 3.17b\_WLAN\_n\_mode\_20MHz\_ch165\_laying

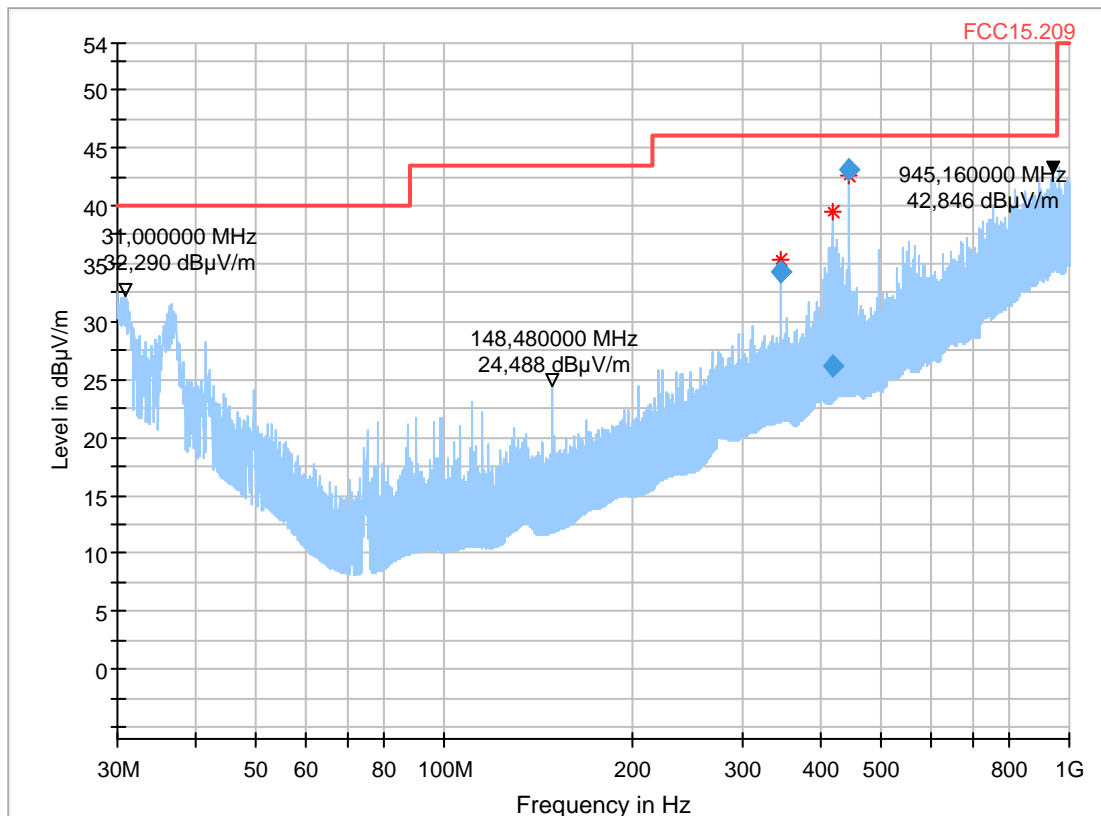
#### Common Information

Test description:	Electric Field Strength Measurement
Test site and distance:	Ref.-Nr. 441 Semi Anechoic Room (SAR) with 3 m measurement distance
Version of Testsoftware:	EMC32 V9.25.0
Technical Data:	please see page 2 for detailed data of measurement setup
Test specification.:	FCC 15.209; RSS-Gen: Issue 3
Operator:	RI
Operating conditions:	11n 20MHz   MCS0 165
Power during tests:	15V DC

#### EUT Information

Manufacturer:	Robert Bosch Car Multimedia GmbH
Model:	AIVIP32R0
Type:	-
-----	
EUT:	-
HW version:	001
SW version:	X128
SVN:	-
Config:	-
Serial number:	259157FH0A
Connected Interfaces:	-
Power Supply:	15VDC
Comments:	-

Full Spectrum



**Final Result**

Frequency (MHz)	QuasiPeak (dB $\mu$ V/m)	Limit (dB $\mu$ V/m)	Margin (dB)	Meas. Time (ms)	Bandwidth (kHz)	Height (cm)	Pol	Azimuth (deg)	Corr. (dB)
346.496000	34.25	46.00	11.75	1000.0	120.000	145.0	V	4.0	16.6
419.072000	26.11	46.00	19.89	1000.0	120.000	360.0	V	16.0	18.8
445.496000	43.11	46.00	2.89	1000.0	120.000	108.0	V	11.0	19.4



### 3.18a\_WLAN\_ac\_mode\_40MHz\_ch46\_standing

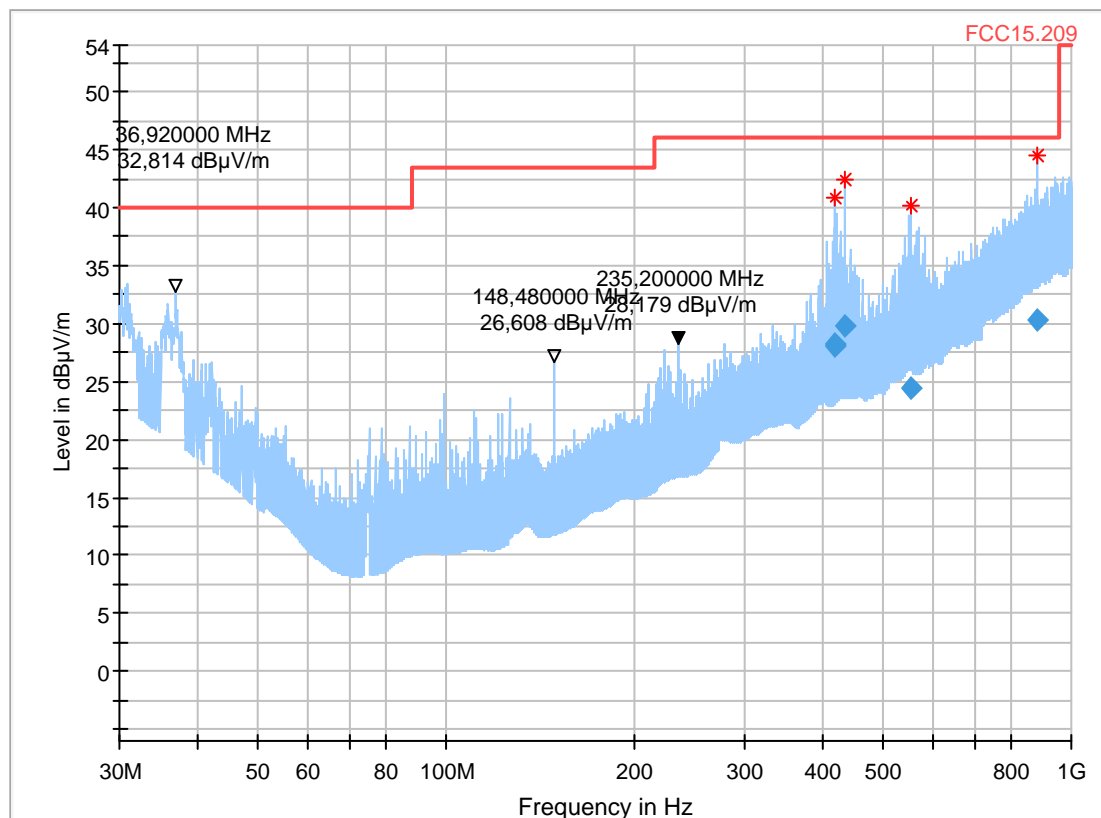
#### Common Information

Test description:	Electric Field Strength Measurement
Test site and distance:	Ref.-Nr. 441 Semi Anechoic Room (SAR) with 3 m measurement distance
Version of Testsoftware:	EMC32 V9.25.0
Technical Data:	please see page 2 for detailed data of measurement setup
Test specification.:	FCC 15.209; RSS-Gen: Issue 3
Operator:	RI
Operating conditions:	11ac 40MHz   VHT_SS1_MCS6 62
Power during tests:	15V DC

#### EUT Information

Manufacturer:	Robert Bosch Car Multimedia GmbH
Model:	AIVIP32R0
Type:	-
-----	
EUT:	-
HW version:	001
SW version:	X128
SVN:	-
Config:	-
Serial number:	259157FH0A
Connected Interfaces:	-
Power Supply:	15VDC
Comments:	-

Full Spectrum



**Final Result**

Frequency (MHz)	QuasiPeak (dB $\mu$ V/m)	Limit (dB $\mu$ V/m)	Margin (dB)	Meas. Time (ms)	Bandwidth (kHz)	Height (cm)	Pol	Azimuth (deg)	Corr. (dB)
419.024000	28.16	46.00	17.84	1000.0	120.000	354.0	V	70.0	18.8
419.024000	28.10	46.00	17.90	1000.0	120.000	354.0	V	70.0	18.8
433.308000	29.76	46.00	16.24	1000.0	120.000	337.0	V	39.0	19.4
555.136000	24.41	46.00	21.59	1000.0	120.000	178.0	H	312.0	21.6
882.628000	30.30	46.00	15.70	1000.0	120.000	354.0	V	236.0	26.3

### 3.18b\_WLAN\_ac\_mode\_40MHz\_ch46\_laying

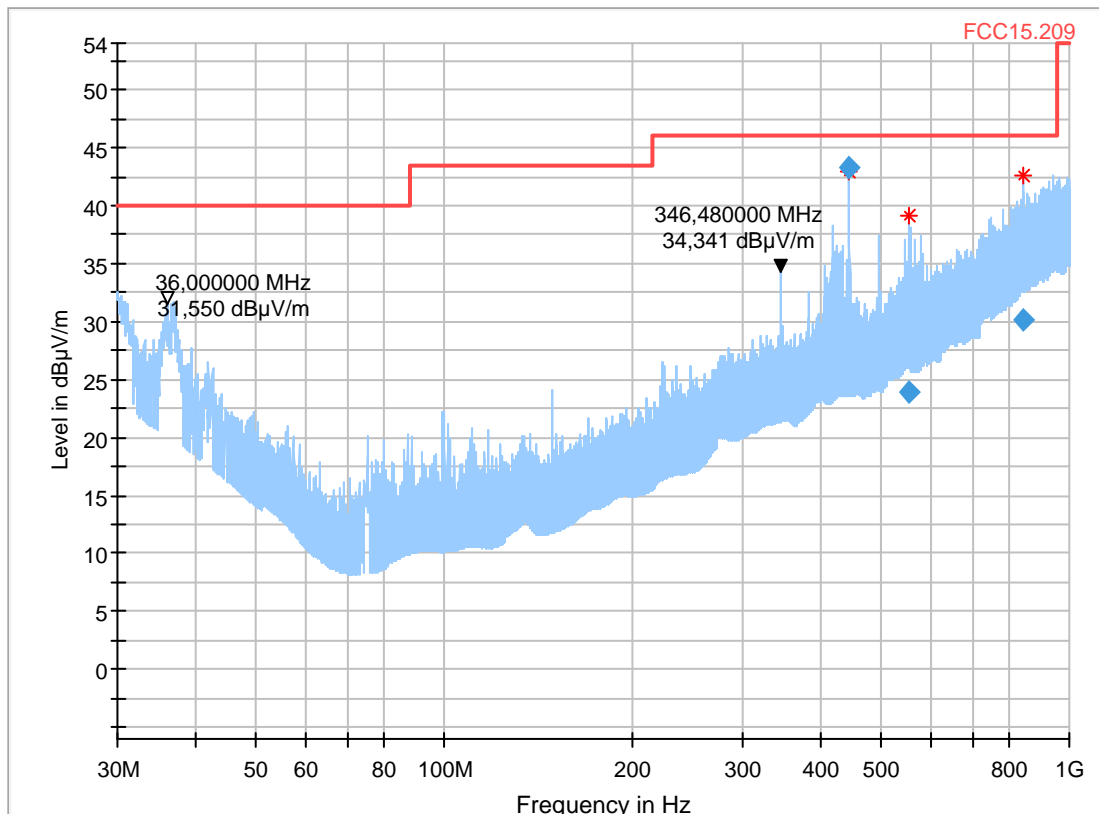
#### Common Information

Test description:	Electric Field Strength Measurement
Test site and distance:	Ref.-Nr. 441 Semi Anechoic Room (SAR) with 3 m measurement distance
Version of Testsoftware:	EMC32 V9.25.0
Technical Data:	please see page 2 for detailed data of measurement setup
Test specification.:	FCC 15.209; RSS-Gen: Issue 3
Operator:	RI
Operating conditions:	11ac 40MHz   VHT_SS1_MCS6 46
Power during tests:	15V DC

#### EUT Information

Manufacturer:	Robert Bosch Car Multimedia GmbH
Model:	AIVIP32R0
Type:	-
-----	
EUT:	-
HW version:	001
SW version:	X128
SVN:	-
Config:	-
Serial number:	259157FH0A
Connected Interfaces:	-
Power Supply:	15VDC
Comments:	-

Full Spectrum



**Final Result**

Frequency (MHz)	QuasiPeak (dB $\mu$ V/m)	Limit (dB $\mu$ V/m)	Margin (dB)	Meas. Time (ms)	Bandwidth (kHz)	Height (cm)	Pol	Azimuth (deg)	Corr. (dB)
445.496000	43.19	46.00	2.81	1000.0	120.000	112.0	V	12.0	19.4
555.020000	23.85	46.00	22.15	1000.0	120.000	105.0	H	115.0	21.6
842.540000	30.12	46.00	15.89	1000.0	120.000	360.0	H	227.0	25.9

### 3.19a\_WLAN\_ac\_mode\_40MHz\_ch62\_standing

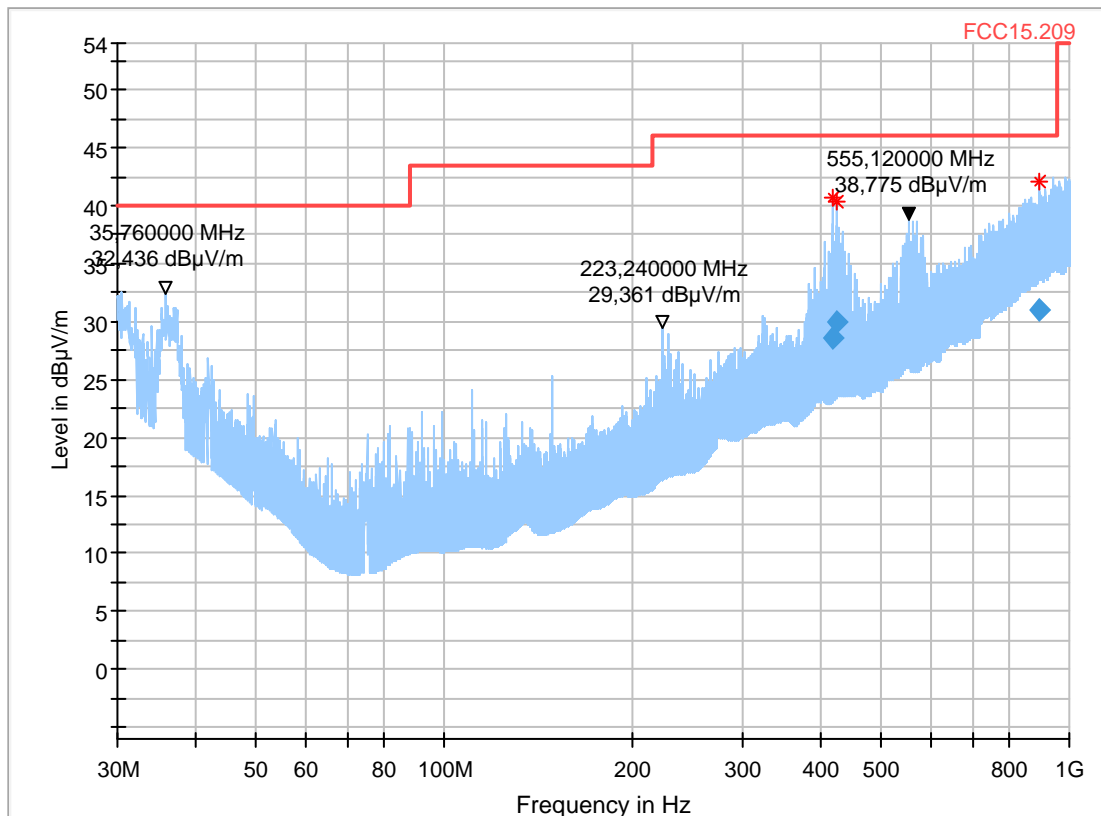
#### Common Information

Test description:	Electric Field Strength Measurement
Test site and distance:	Ref.-Nr. 441 Semi Anechoic Room (SAR) with 3 m measurement distance
Version of Testsoftware:	EMC32 V9.25.0
Technical Data:	please see page 2 for detailed data of measurement setup
Test specification.:	FCC 15.209; RSS-Gen: Issue 3
Operator:	RI
Operating conditions:	11ac 40MHz   VHT_SS1_MCS6 62
Power during tests:	15V DC

#### EUT Information

Manufacturer:	Robert Bosch Car Multimedia GmbH
Model:	AIVIP32R0
Type:	-
-----	
EUT:	-
HW version:	001
SW version:	X128
SVN:	-
Config:	-
Serial number:	259157FH0A
Connected Interfaces:	-
Power Supply:	15VDC
Comments:	-

Full Spectrum



**Final Result**

Frequency (MHz)	QuasiPeak (dB $\mu$ V/m)	Limit (dB $\mu$ V/m)	Margin (dB)	Meas. Time (ms)	Bandwidth (kHz)	Height (cm)	Pol	Azimuth (deg)	Corr. (dB)
418.988000	28.58	46.00	17.42	1000.0	120.000	346.0	V	97.0	18.8
424.188000	29.97	46.00	16.03	1000.0	120.000	341.0	V	301.0	19.1
894.672000	30.95	46.00	15.05	1000.0	120.000	368.0	H	255.0	26.8

### 3.19b\_WLAN\_ac\_mode\_40MHz\_ch62\_laying

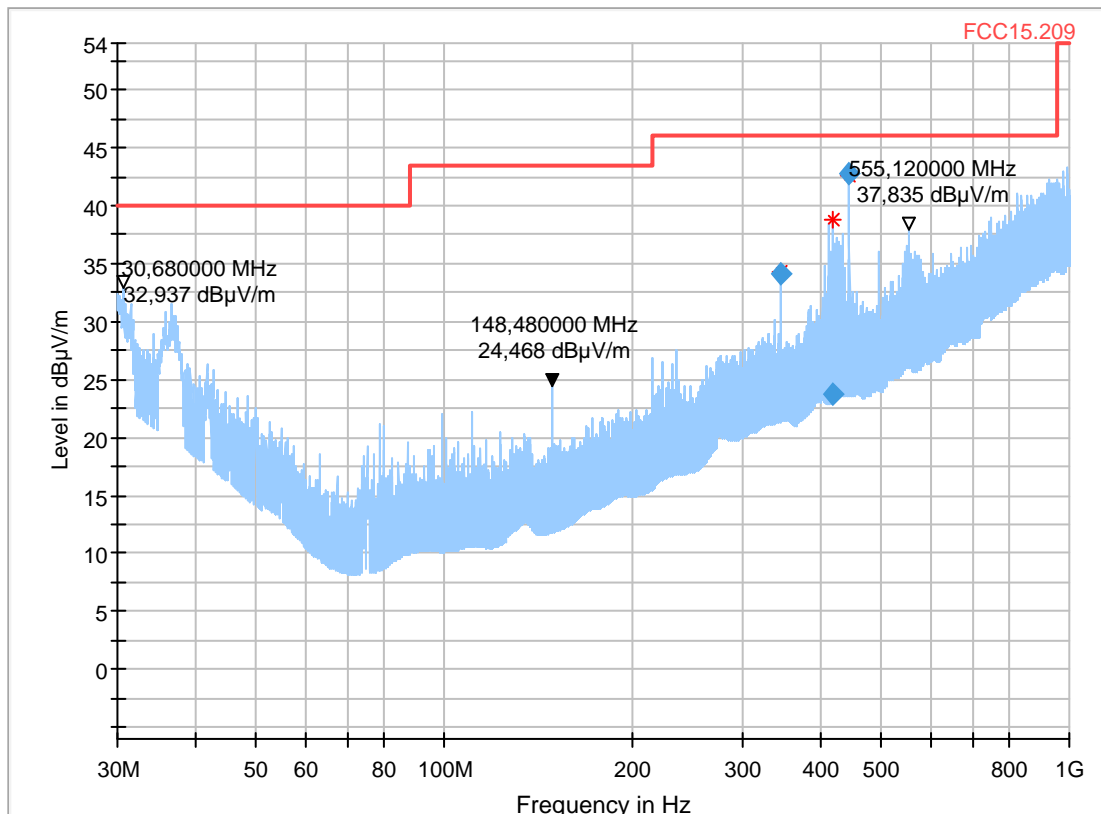
#### Common Information

Test description:	Electric Field Strength Measurement
Test site and distance:	Ref.-Nr. 441 Semi Anechoic Room (SAR) with 3 m measurement distance
Version of Testsoftware:	EMC32 V9.25.0
Technical Data:	please see page 2 for detailed data of measurement setup
Test specification.:	FCC 15.209; RSS-Gen: Issue 3
Operator:	RI
Operating conditions:	11ac 40MHz   VHT_SS1_MCS6 62
Power during tests:	15V DC

#### EUT Information

Manufacturer:	Robert Bosch Car Multimedia GmbH
Model:	AIVIP32R0
Type:	-
-----	
EUT:	-
HW version:	001
SW version:	X128
SVN:	-
Config:	-
Serial number:	259157FH0A
Connected Interfaces:	-
Power Supply:	15VDC
Comments:	-

Full Spectrum



**Final Result**

Frequency (MHz)	QuasiPeak (dB $\mu$ V/m)	Limit (dB $\mu$ V/m)	Margin (dB)	Meas. Time (ms)	Bandwidth (kHz)	Height (cm)	Pol	Azimuth (deg)	Corr. (dB)
346.496000	34.19	46.00	11.81	1000.0	120.000	155.0	V	3.0	16.6
419.124000	23.81	46.00	22.19	1000.0	120.000	360.0	V	323.0	18.8
445.496000	42.73	46.00	3.27	1000.0	120.000	109.0	V	7.0	19.4



### 3.20a\_WLAN\_ac\_mode\_40MHz\_ch134\_standing

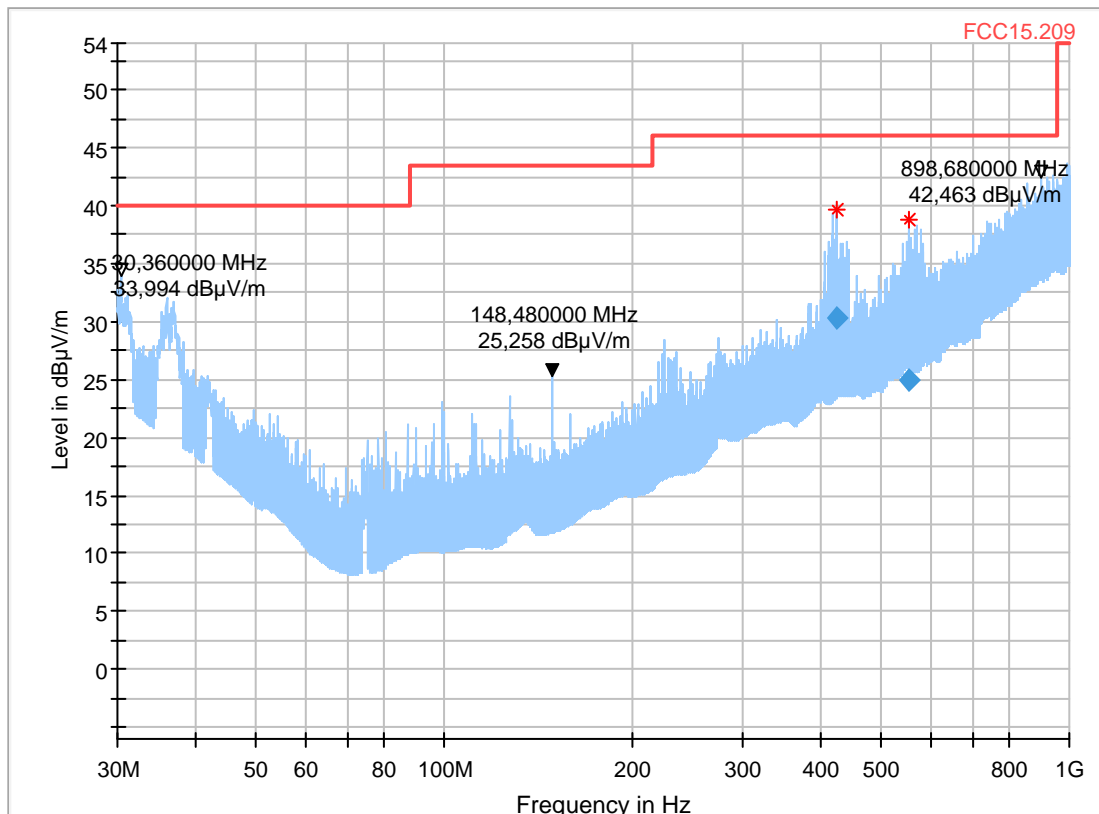
#### Common Information

Test description:	Electric Field Strength Measurement
Test site and distance:	Ref.-Nr. 441 Semi Anechoic Room (SAR) with 3 m measurement distance
Version of Testsoftware:	EMC32 V9.25.0
Technical Data:	please see page 2 for detailed data of measurement setup
Test specification.:	FCC 15.209; RSS-Gen: Issue 3
Operator:	RI
Operating conditions:	11ac 40MHz   VHT_SS1_MCS6 134
Power during tests:	15V DC

#### EUT Information

Manufacturer:	Robert Bosch Car Multimedia GmbH
Model:	AIVIP32R0
Type:	-
-----	
EUT:	-
HW version:	001
SW version:	X128
SVN:	-
Config:	-
Serial number:	259157FH0A
Connected Interfaces:	-
Power Supply:	15VDC
Comments:	-

Full Spectrum



**Final Result**

Frequency (MHz)	QuasiPeak (dB $\mu$ V/m)	Limit (dB $\mu$ V/m)	Margin (dB)	Meas. Time (ms)	Bandwidth (kHz)	Height (cm)	Pol	Azimuth (deg)	Corr. (dB)
425.632000	30.25	46.00	15.75	1000.0	120.000	354.0	V	99.0	19.2
555.080000	25.02	46.00	20.98	1000.0	120.000	226.0	H	202.0	21.6

### 3.20b\_WLAN\_ac\_mode\_40MHz\_ch134\_laying

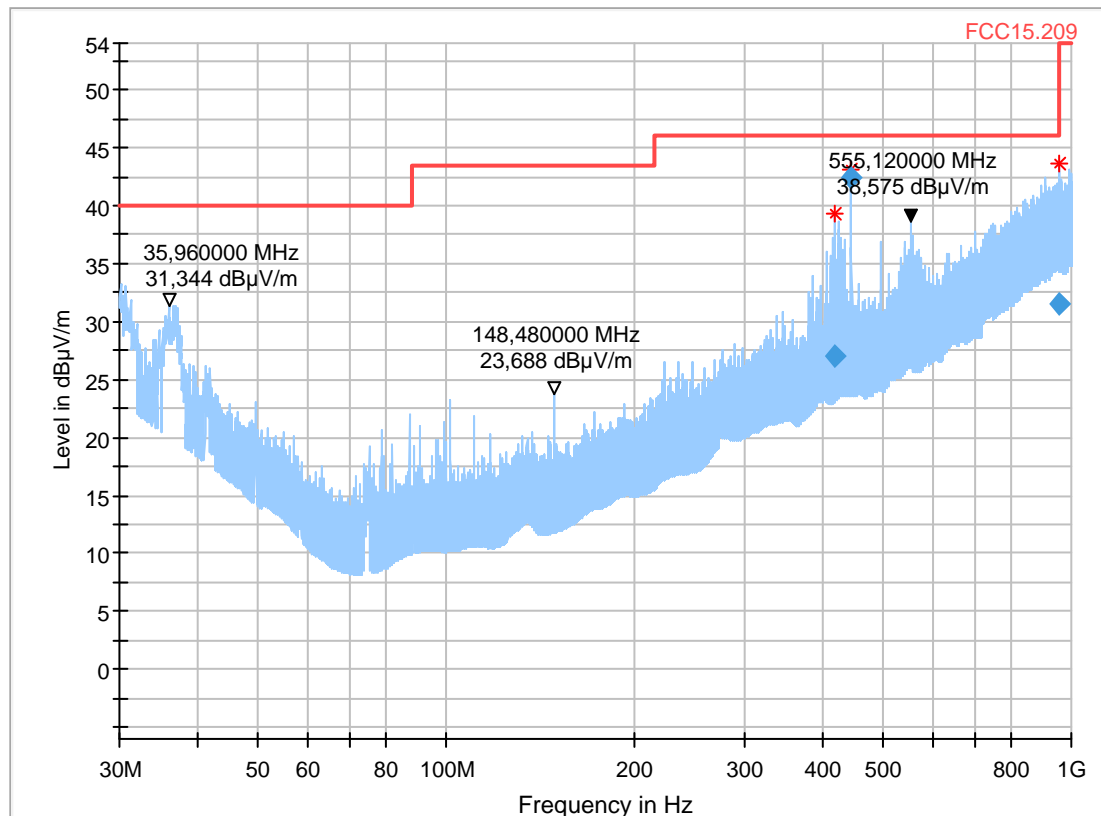
#### Common Information

Test description:	Electric Field Strength Measurement
Test site and distance:	Ref.-Nr. 441 Semi Anechoic Room (SAR) with 3 m measurement distance
Version of Testsoftware:	EMC32 V9.25.0
Technical Data:	please see page 2 for detailed data of measurement setup
Test specification.:	FCC 15.209; RSS-Gen: Issue 3
Operator:	RI
Operating conditions:	11ac 40MHz   VHT_SS1_MCS6 134
Power during tests:	15V DC

#### EUT Information

Manufacturer:	Robert Bosch Car Multimedia GmbH
Model:	AIVIP32R0
Type:	-
-----	
EUT:	-
HW version:	001
SW version:	X128
SVN:	-
Config:	-
Serial number:	259157FH0A
Connected Interfaces:	-
Power Supply:	15VDC
Comments:	-

Full Spectrum



**Final Result**

Frequency (MHz)	QuasiPeak (dB $\mu$ V/m)	Limit (dB $\mu$ V/m)	Margin (dB)	Meas. Time (ms)	Bandwidth (kHz)	Height (cm)	Pol	Azimuth (deg)	Corr. (dB)
419.088000	27.02	46.00	18.98	1000.0	120.000	349.0	V	99.0	18.8
445.496000	42.36	46.00	3.64	1000.0	120.000	105.0	V	17.0	19.4
956.176000	31.57	46.00	14.43	1000.0	120.000	304.0	H	354.0	27.2

### 3.22a\_WLAN\_ac\_mode\_40MHz\_ch159\_laying

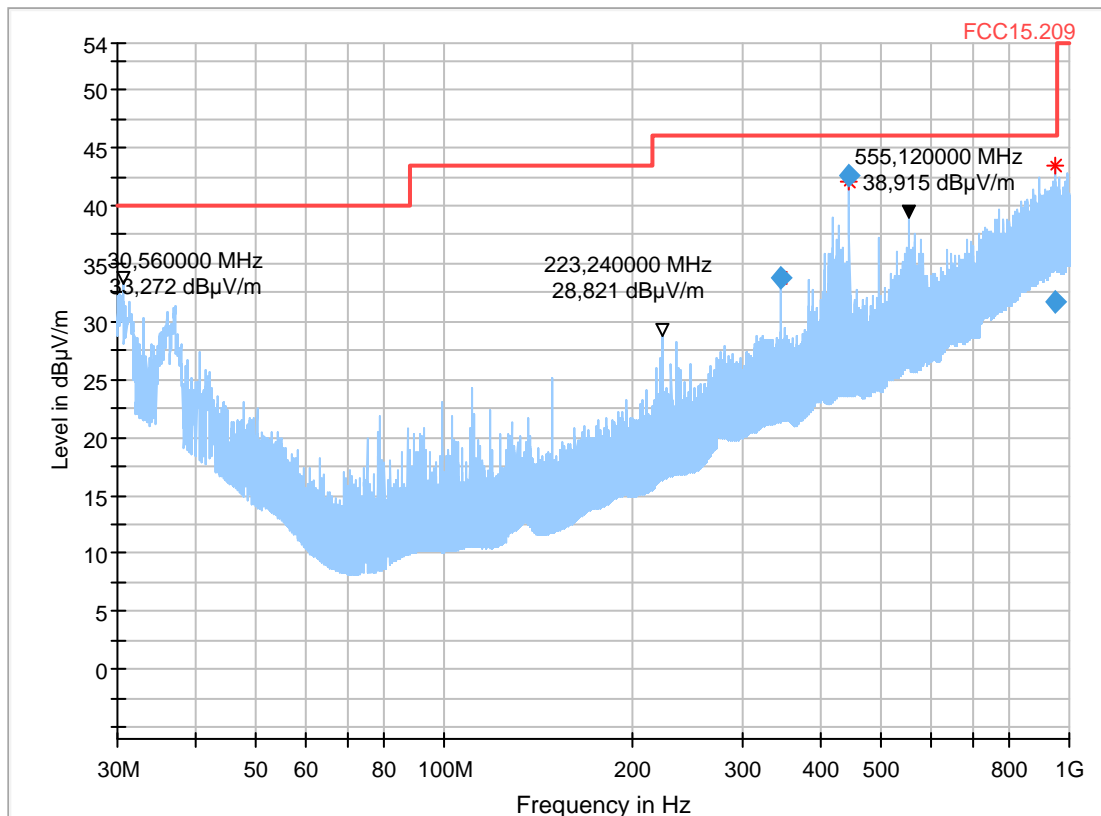
#### Common Information

Test description:	Electric Field Strength Measurement
Test site and distance:	Ref.-Nr. 441 Semi Anechoic Room (SAR) with 3 m measurement distance
Version of Testsoftware:	EMC32 V9.25.0
Technical Data:	please see page 2 for detailed data of measurement setup
Test specification.:	FCC 15.209; RSS-Gen: Issue 3
Operator:	RI
Operating conditions:	11ac 40MHz   VHT_SS1_MCS6 159
Power during tests:	15V DC

#### EUT Information

Manufacturer:	Robert Bosch Car Multimedia GmbH
Model:	AIVIP32R0
Type:	-
-----	
EUT:	-
HW version:	001
SW version:	X128
SVN:	-
Config:	-
Serial number:	259157FH0A
Connected Interfaces:	-
Power Supply:	15VDC
Comments:	-

Full Spectrum



**Final Result**

Frequency (MHz)	QuasiPeak (dB $\mu$ V/m)	Limit (dB $\mu$ V/m)	Margin (dB)	Meas. Time (ms)	Bandwidth (kHz)	Height (cm)	Pol	Azimuth (deg)	Corr. (dB)
346.496000	33.80	46.00	12.20	1000.0	120.000	175.0	V	359.0	16.6
445.496000	42.67	46.00	3.33	1000.0	120.000	113.0	V	17.0	19.4
950.036000	31.67	46.00	14.33	1000.0	120.000	327.0	V	291.0	27.2

### 3.22a\_WLAN\_ac\_mode\_40MHz\_ch159\_standing

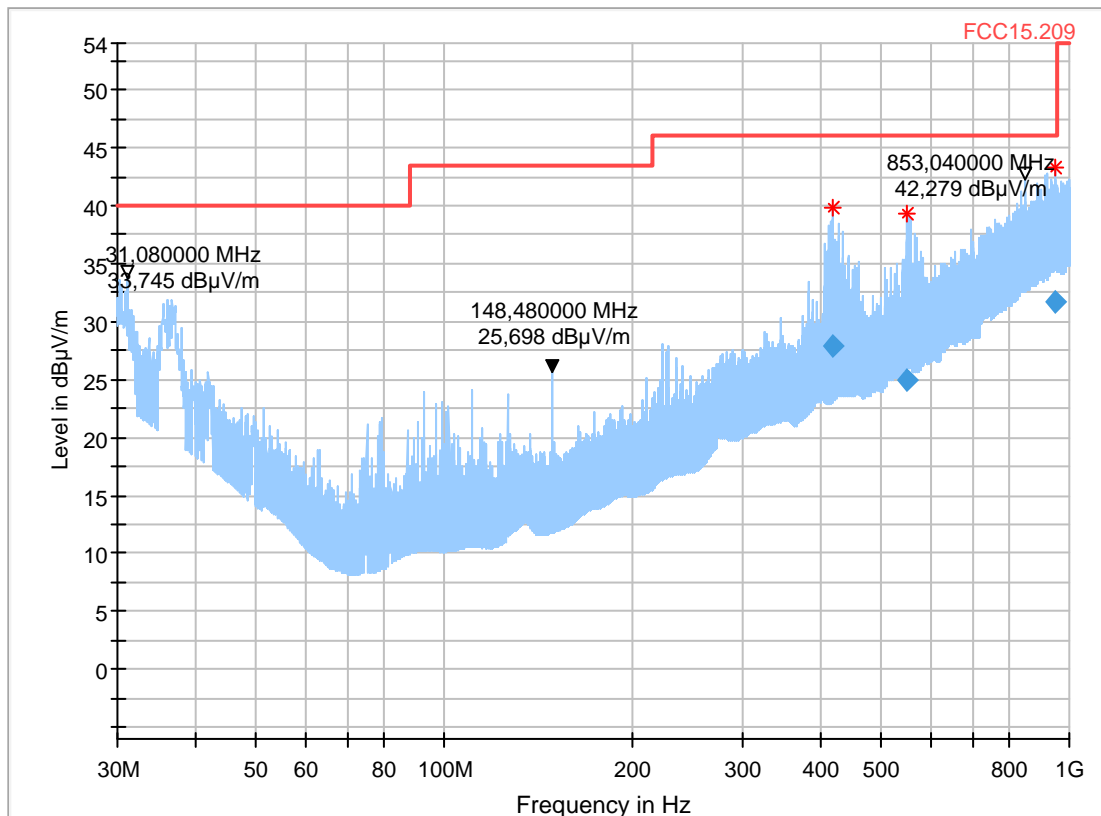
#### Common Information

Test description:	Electric Field Strength Measurement
Test site and distance:	Ref.-Nr. 441 Semi Anechoic Room (SAR) with 3 m measurement distance
Version of Testsoftware:	EMC32 V9.25.0
Technical Data:	please see page 2 for detailed data of measurement setup
Test specification.:	FCC 15.209; RSS-Gen: Issue 3
Operator:	RI
Operating conditions:	11ac 40MHz   VHT_SS1_MCS6 159
Power during tests:	15V DC

#### EUT Information

Manufacturer:	Robert Bosch Car Multimedia GmbH
Model:	AIVIP32R0
Type:	-
-----	
EUT:	-
HW version:	001
SW version:	X128
SVN:	-
Config:	-
Serial number:	259157FH0A
Connected Interfaces:	-
Power Supply:	15VDC
Comments:	-

Full Spectrum



**Final Result**

Frequency (MHz)	QuasiPeak (dB $\mu$ V/m)	Limit (dB $\mu$ V/m)	Margin (dB)	Meas. Time (ms)	Bandwidth (kHz)	Height (cm)	Pol	Azimuth (deg)	Corr. (dB)
419.056000	27.92	46.00	18.08	1000.0	120.000	360.0	V	59.0	18.8
551.160000	24.90	46.00	21.10	1000.0	120.000	279.0	H	255.0	21.6
947.136000	31.72	46.00	14.28	1000.0	120.000	175.0	H	359.0	27.1



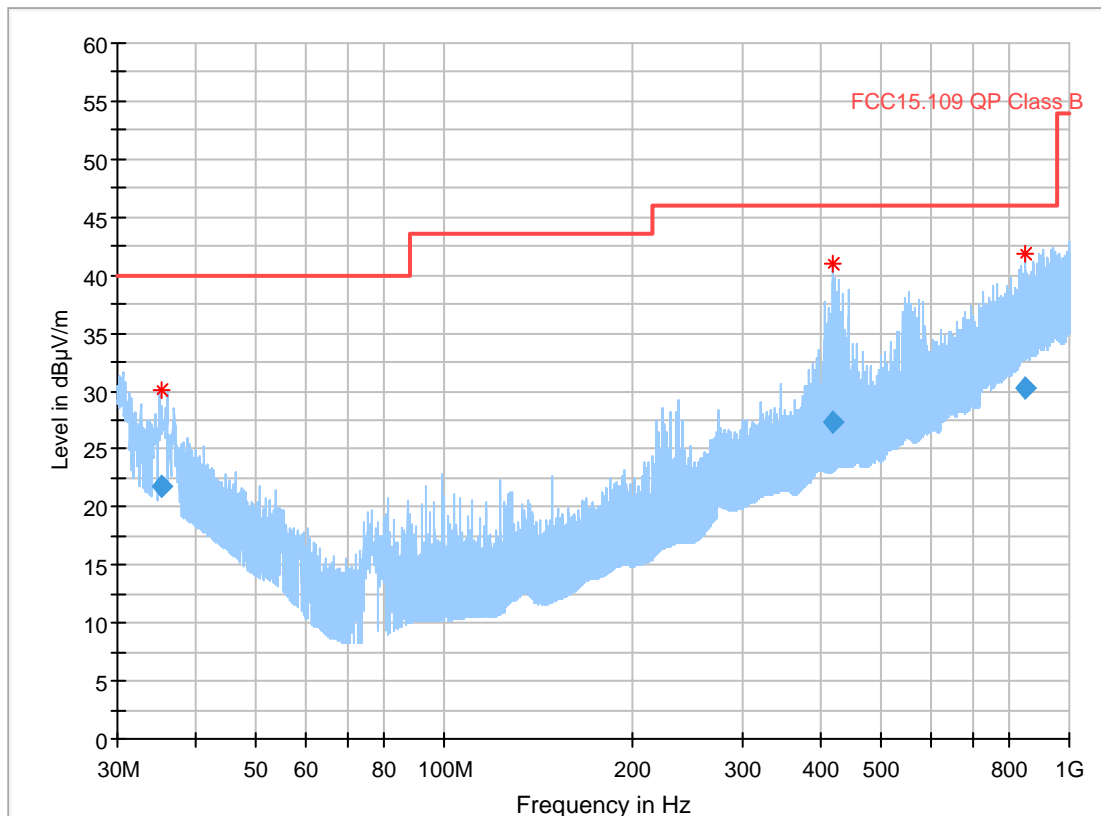
## Diagram No. 3.23a\_WLAN\_ac\_mode\_20MHz\_ch48\_standing

	23.06.2017 Page 1 of 2
Test description:	Electric Field Strength Measurement
Test site and distance:	Ref.-Nr. 441 Semi Anechoic Room (SAR) with 3 m measurement distance
Version of Testsoftware:	EMC32 V9.25.0
Distance correction:	not used
Used filter:	not used
Technical Data:	please see page 2 for detailed data of measurement setup
Test specification.:	FCC 15.109 Class B; RSS-Gen. Issue 4
Operator:	MBe
Operating conditions:	Humidity: 45%rH; Temperature: 20°C
Power during tests:	15V DC
Operating mode:	11ac 20MHz   VHT_SS1_MCS0 48

### EUT Information

Manufacturer:	Robert Bosch Car Multimedia GmbH
Model:	AIVIP32R0
Type:	-
-----	
EUT:	-
HW version:	001
SW version:	X128
SVN:	-
Config:	-
Serial number:	259157FH0A
Connected Interfaces:	-
Power Supply:	15VDC
Comments:	-

Full Spectrum



**Final Result**

Frequency (MHz)	QuasiPeak (dB $\mu$ V/m)	Limit (dB $\mu$ V/m)	Margin (dB)	Meas. Time (ms)	Bandwidth (kHz)	Height (cm)	Pol	Azimuth (deg)	Corr. (dB)
35.210000	21.85	40.00	18.15	1000.0	120.000	134.0	V	143.0	19.1
419.900000	27.26	46.00	18.74	1000.0	120.000	360.0	V	126.0	18.8
852.180000	30.25	46.00	15.75	1000.0	120.000	368.0	H	134.0	26.0

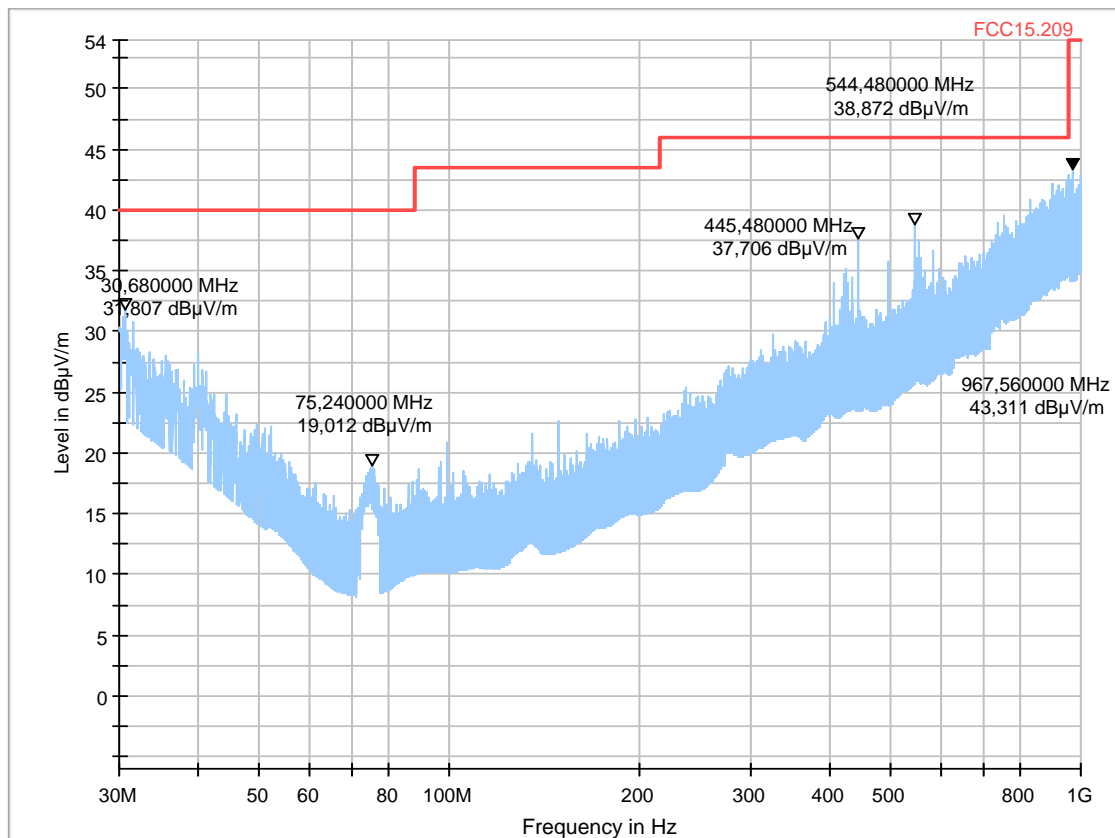
### 3.23b\_WLAN\_ac\_mode\_20MHz\_ch48\_laying

18.06.2017 Page 1 of 1  
 Test description: Electric Field Strength Measurement  
 Test site and distance: Ref.-Nr. 441 Semi Anechoic Room (SAR) with 3 m measurement distance  
 Version of Testsoftware: EMC32 V9.25.0  
 Technical Data: please see page 2 for detailed data of measurement setup  
 Test specification.: FCC 15.209; RSS-Gen: Issue 3  
 Operator: SLo  
 Operating conditions: 11ac 20MHz | VHT\_SS1\_MCS0|48  
 Power during test: 15V DC  
 Comment: DUT is laying

#### EUT Information

Manufacturer: Robert Bosch Car Multimedia GmbH  
 Model: AIVIP32R0  
 Type: -  
 -----  
 EUT: -  
 HW version: 001  
 SW version: X128  
 SVN: -  
 Config: -  
 Serial number: 259157FH0A  
 Connected Interfaces: -  
 Power Supply: 15VDC  
 Comments: -

Full Spectrum



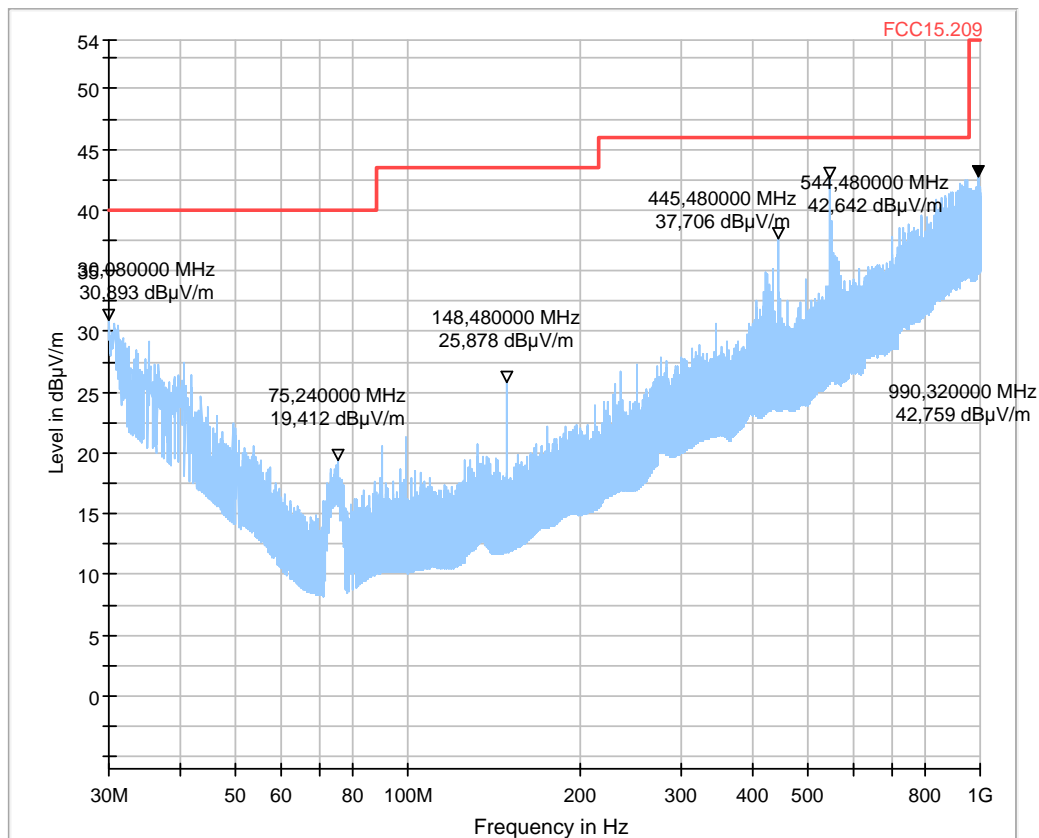
### 3.24a\_WLAN\_ac\_mode\_20MHz\_ch64\_standing

Test description:	19.06.2017 Page 1 of 1
Test site and distance:	Electric Field Strength Measurement
Version of Testsoftware:	Ref.-Nr. 441 Semi Anechoic Room (SAR) with 3 m measurement distance
Technical Data:	EMC32 V9.25.0
Test specification.:	please see page 2 for detailed data of measurement setup
Operator:	FCC 15.209; RSS-Gen: Issue 3
Operating conditions:	SLo
Power during test:	11ac 20MHz   VHT_SS1_MCS0 64
Comment:	15V DC
	DUT is standing

#### EUT Information

Manufacturer:	Robert Bosch Car Multimedia GmbH
Model:	AIVIP32R0
Type:	-
-----	
EUT:	-
HW version:	001
SW version:	X128
SVN:	-
Config:	-
Serial number:	259157FH0A
Connected Interfaces:	-
Power Supply:	15VDC
Comments:	-

Full Spectrum



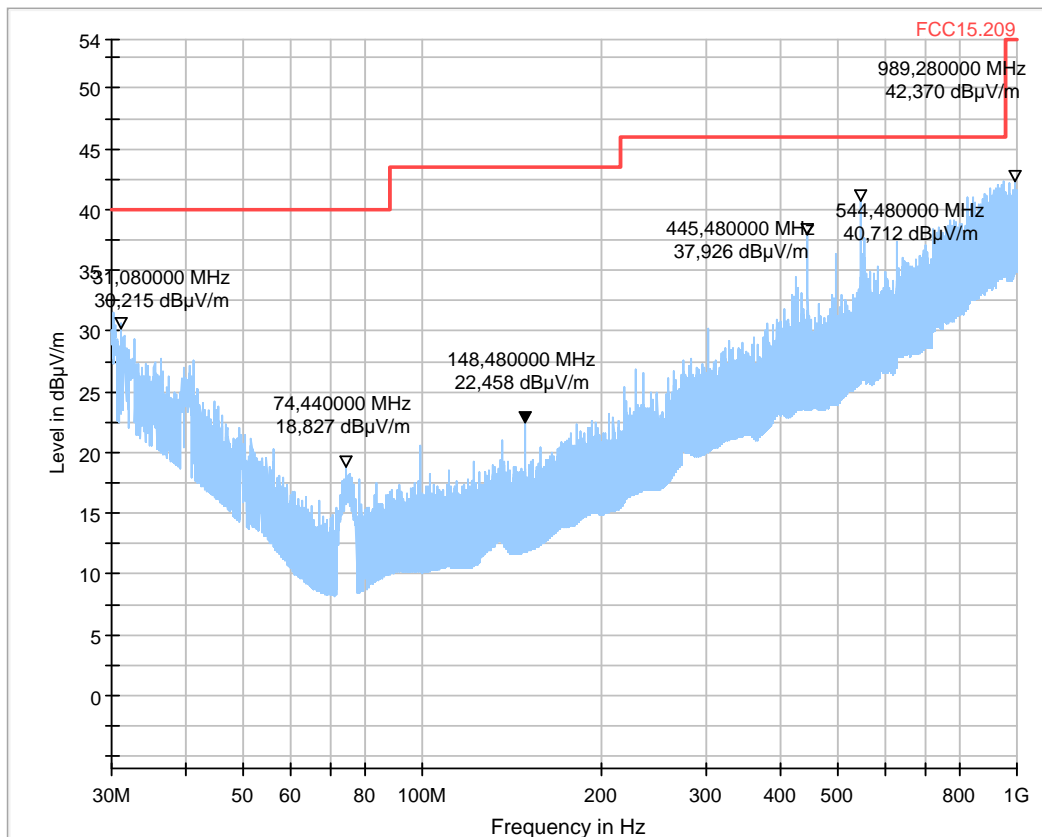
### 3.24b\_WLAN\_ac\_mode\_20MHz\_ch64\_laying

Test description:	19.06.2017 Page 1 of 1
Test site and distance:	Electric Field Strength Measurement
Version of Testsoftware:	Ref.-Nr. 441 Semi Anechoic Room (SAR) with 3 m measurement distance
Technical Data:	EMC32 V9.25.0
Test specification.:	please see page 2 for detailed data of measurement setup
Operator:	FCC 15.209; RSS-Gen: Issue 3
Operating conditions:	SLo
Power during test:	11ac 20MHz   VHT_SS1_MCS0 64
Comment:	15V DC
	DUT is laying

#### EUT Information

Manufacturer:	Robert Bosch Car Multimedia GmbH
Model:	AIVIP32R0
Type:	-
-----	
EUT:	-
HW version:	001
SW version:	X128
SVN:	-
Config:	-
Serial number:	259157FH0A
Connected Interfaces:	-
Power Supply:	15VDC
Comments:	-

Full Spectrum



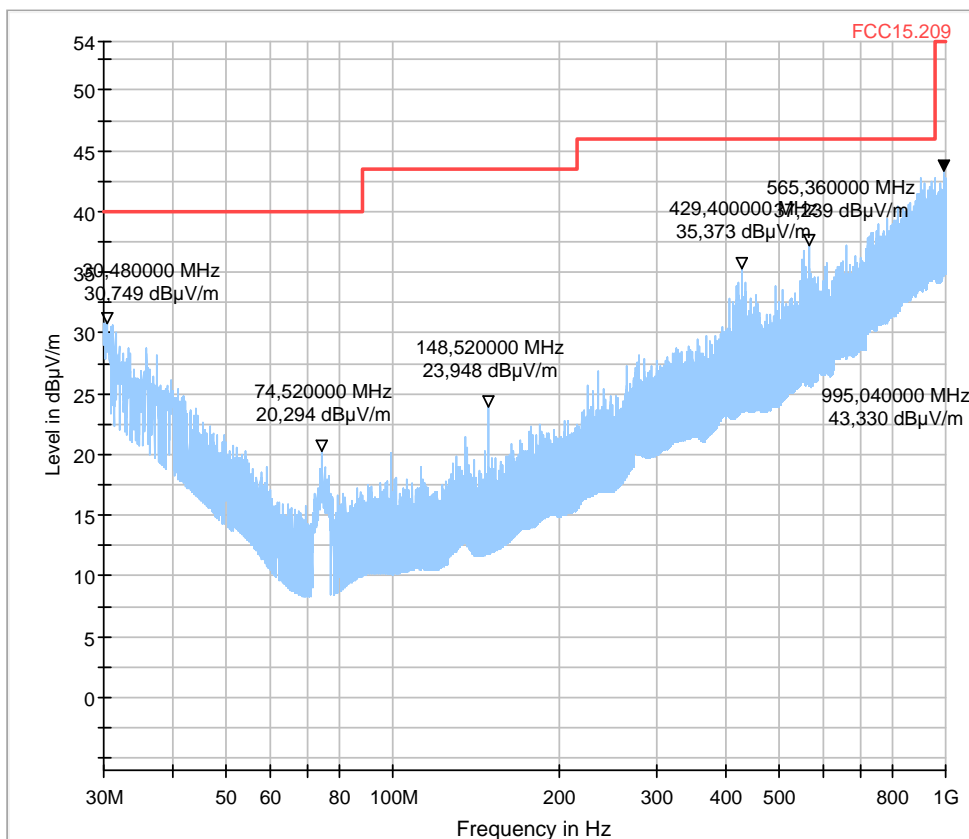
### 3.25a\_WLAN\_ac\_mode\_20MHz\_ch100\_standing

19.06.2017	Page 1 of 1
Test description:	Electric Field Strength Measurement
Test site and distance:	Ref.-Nr. 441 Semi Anechoic Room (SAR) with 3 m measurement distance
Version of Testsoftware:	EMC32 V9.25.0
Technical Data:	please see page 2 for detailed data of measurement setup
Test specification.:	FCC 15.209; RSS-Gen: Issue 3
Operator:	SLo
Operating conditions:	11ac 20MHz   VHT_SS1_MCS0 100
Power during test:	15V DC
Comment:	DUT is standing

#### EUT Information

Manufacturer:	Robert Bosch Car Multimedia GmbH
Model:	AIVIP32R0
Type:	-
-----	
EUT:	-
HW version:	001
SW version:	X128
SVN:	-
Config:	-
Serial number:	259157FH0A
Connected Interfaces:	-
Power Supply:	15VDC
Comments:	-

Full Spectrum



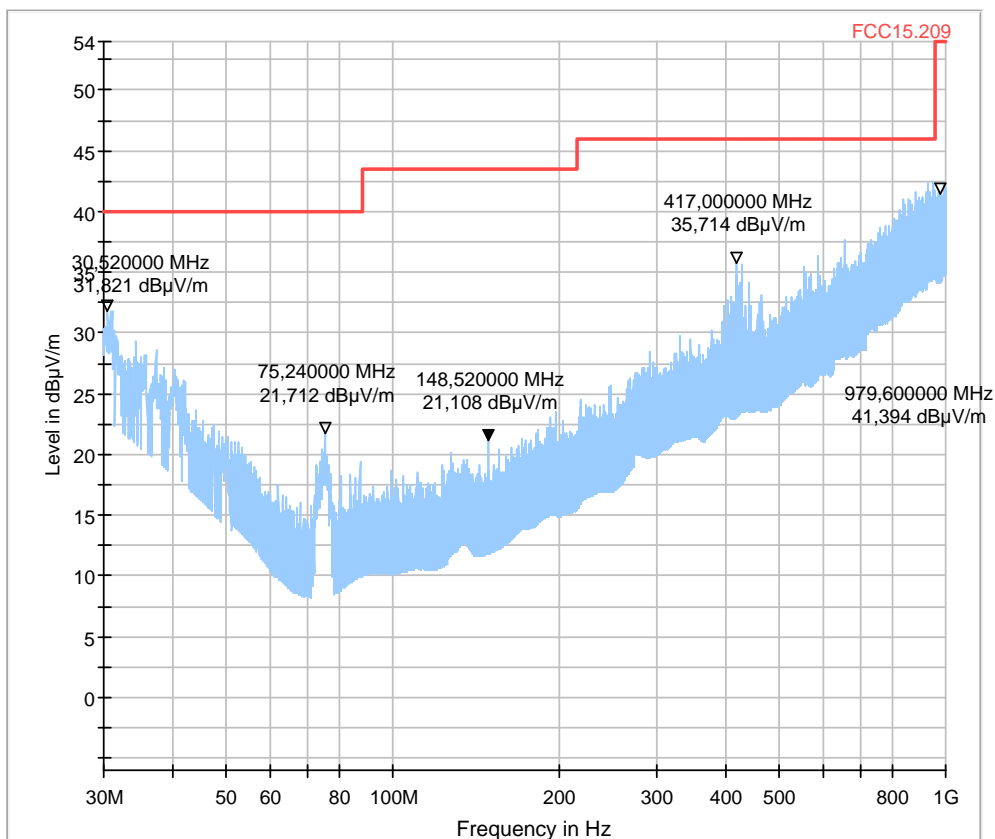
### 3.25b\_WLAN\_ac\_mode\_20MHz\_ch100\_laying

Test description:	19.06.2017 Page 1 of 1
Test site and distance:	Electric Field Strength Measurement
Version of Testsoftware:	Ref.-Nr. 441 Semi Anechoic Room (SAR) with 3 m measurement distance
Technical Data:	EMC32 V9.25.0
Test specification.:	please see page 2 for detailed data of measurement setup
Operator:	FCC 15.209; RSS-Gen: Issue 3
Operating conditions:	SLo
Power during test:	11ac 20MHz   VHT_SS1_MCS0 100
Comment:	15V DC
	DUT is laying

#### EUT Information

Manufacturer:	Robert Bosch Car Multimedia GmbH
Model:	AIVIP32R0
Type:	-
-----	
EUT:	-
HW version:	001
SW version:	X128
SVN:	-
Config:	-
Serial number:	259157FH0A
Connected Interfaces:	-
Power Supply:	15VDC
Comments:	-

Full Spectrum



### 3.26a\_WLAN\_ac\_mode\_20MHz\_ch149\_standing

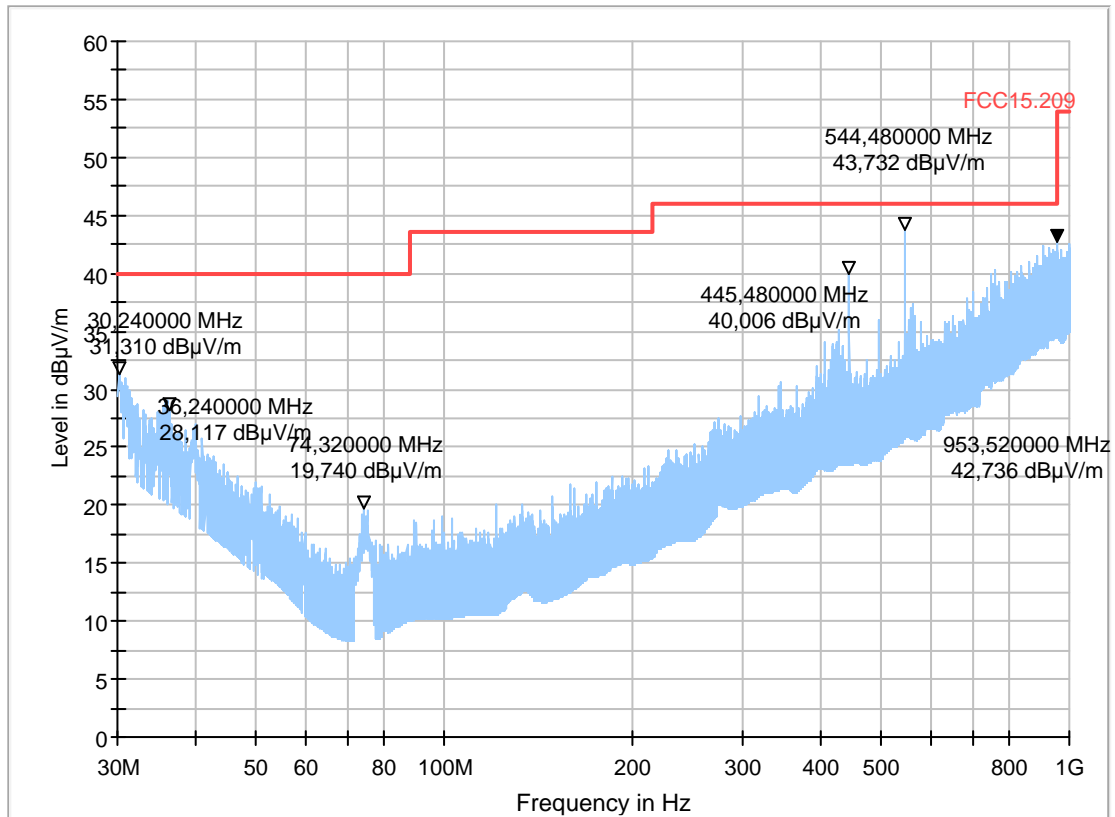
#### Common Information

Test description:	Electric Field Strength Measurement
Test site and distance:	Ref.-Nr. 441 Semi Anechoic Room (SAR) with 3 m measurement distance
Version of Testsoftware:	EMC32 V9.25.0
Technical Data:	please see page 2 for detailed data of measurement setup
Test specification.:	FCC 15.209; RSS-Gen: Issue 3
Operator:	SLo
Operating conditions:	11ac 20MHz   VHT_SS1_MCS0 149
Power during tests:	15V DC
Comment:	DUT is standing

#### EUT Information

Manufacturer:	Robert Bosch Car Multimedia GmbH
Model:	AIVIP32R0
Type:	-
-----	
EUT:	-
HW version:	001
SW version:	X128
SVN:	-
Config:	-
Serial number:	259157FH0A
Connected Interfaces:	-
Power Supply:	15VDC
Comments:	-

Full Spectrum





### 3.26b\_WLAN\_ac\_mode\_20MHz\_ch149\_laying

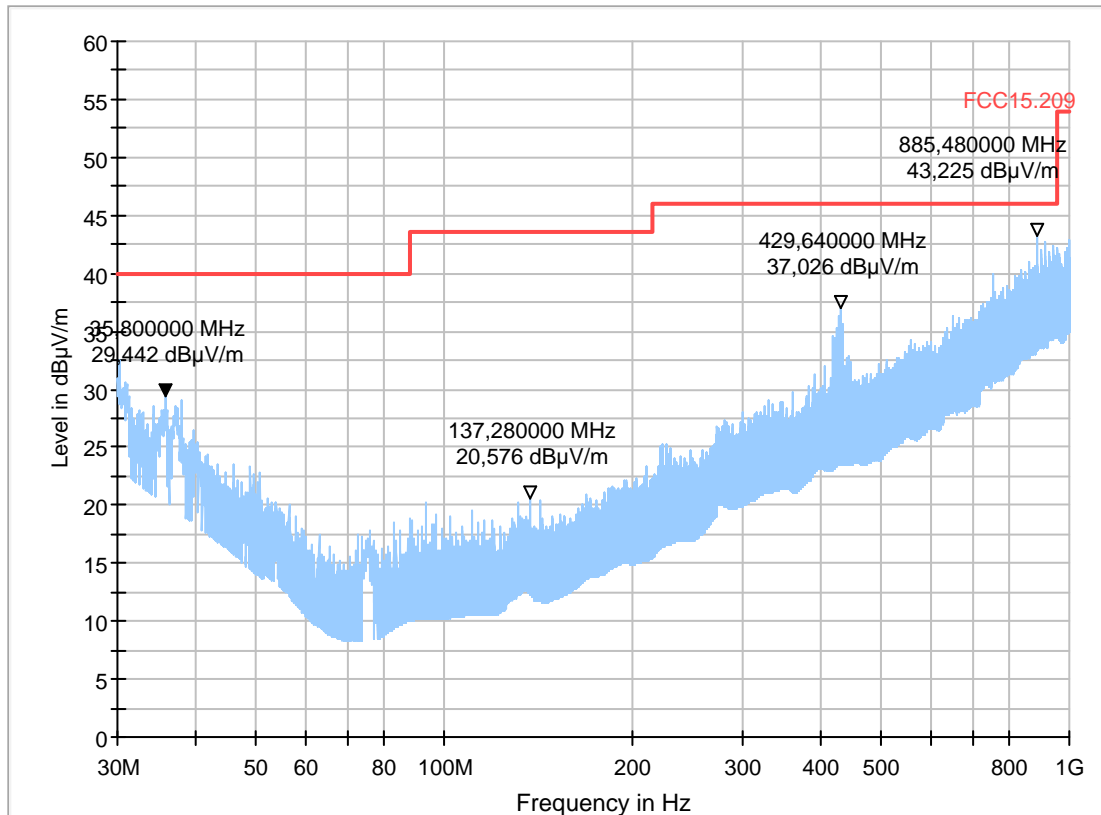
#### Common Information

Test description:	Electric Field Strength Measurement
Test site and distance:	Ref.-Nr. 441 Semi Anechoic Room (SAR) with 3 m measurement distance
Version of Testsoftware:	EMC32 V9.25.0
Technical Data:	please see page 2 for detailed data of measurement setup
Test specification.:	FCC 15.209; RSS-Gen: Issue 3
Operator:	SLo
Operating conditions:	11ac 20MHz   VHT_SS1_MCS0 149
Power during tests:	15V DC
Comment:	DUT is laying

#### EUT Information

Manufacturer:	Robert Bosch Car Multimedia GmbH
Model:	AIVIP32R0
Type:	-
-----	
EUT:	-
HW version:	001
SW version:	X128
SVN:	-
Config:	-
Serial number:	259157FH0A
Connected Interfaces:	-
Power Supply:	15VDC
Comments:	-

Full Spectrum



### 2.3. Radiated Field Strength Emissions – 1 GHz to 7 GHz

#### Diagram No.: 4.51\_WLAN\_ac\_mode\_80MHz\_ch42

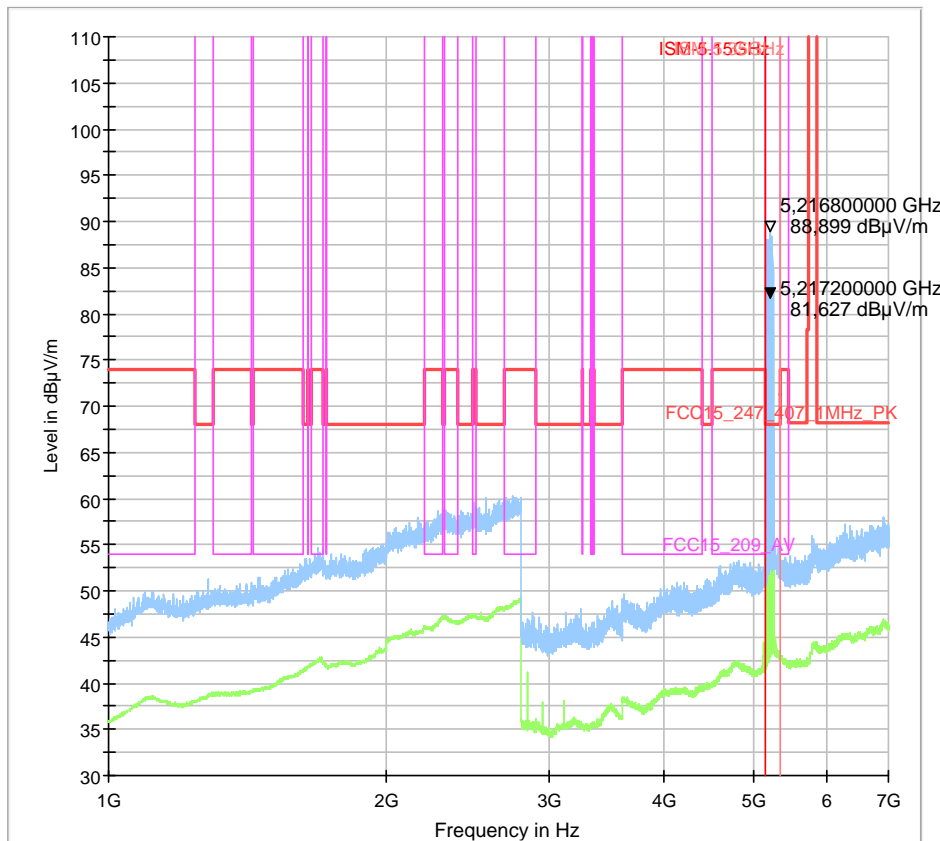
##### Common Information

Test Description:	Radiated field strength emission in 3m distance
Test Site:	CETECOM GmbH Essen
Test Standard:	FCC 15.407&15.209 Intentional Radiator
Antenna polarisation:	horizontal/vertical
Software Version:	#Ver
Operation mode:	11ac 80MHz   VHT_SS1MCS0   42
Operator Name:	TFR

##### EUT Information

Manufacturer:	Robert Bosch Car Multimedia GmbH
Model:	AIVIP32R0
Type:	-
-----	
EUT:	-
HW version:	001
SW version:	X128
SVN:	-
Config:	-
Serial number:	259157FH0A
Connected Interfaces:	-
Power Supply:	15VDC
Comments:	-

Full Spectrum



## Diagram No.: 4.52\_WLAN\_ac\_mode\_80MHz\_ch58

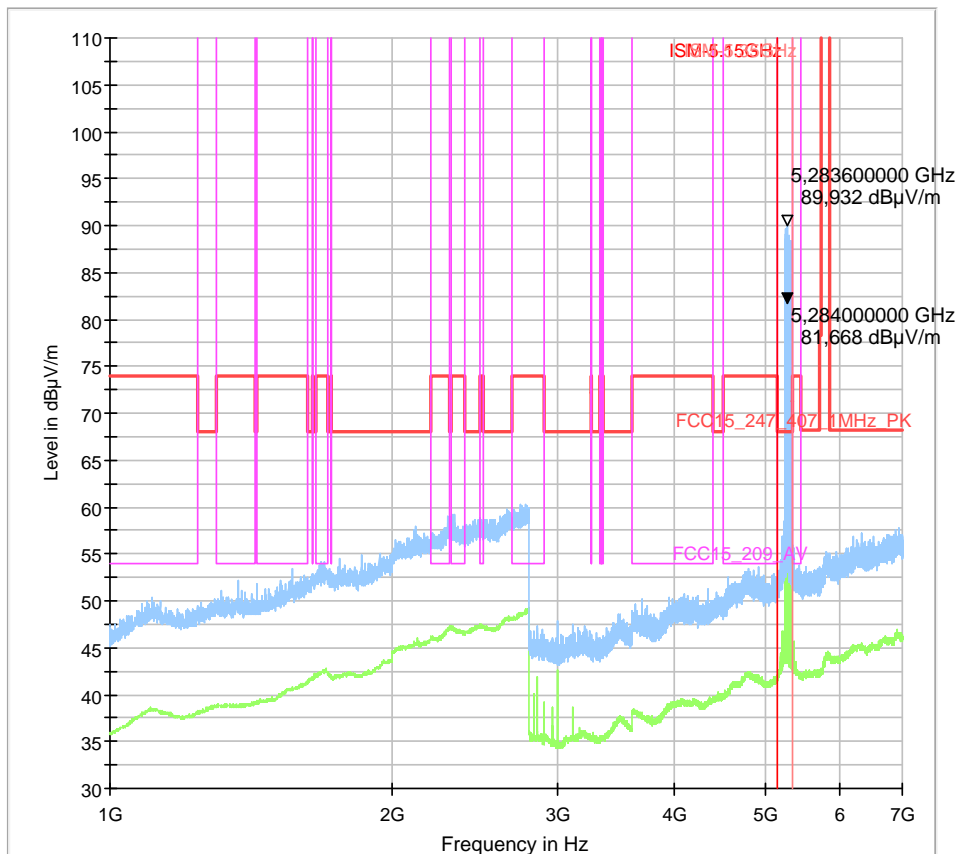
### Common Information

Test Description:	Radiated field strength emission in 3m distance
Test Site:	CETECOM GmbH Essen
Test Standard:	FCC 15.407&15.209 Intentional Radiator
Antenna polarisation:	horizontal/vertical
Software Version:	#Ver
Operation mode:	11ac 80MHz   VHT_SS1MCS0   58
Operator Name:	TFr

### EUT Information

Manufacturer:	Robert Bosch Car Multimedia GmbH
Model:	AIVIP32R0
Type:	-
-----	
EUT:	-
HW version:	001
SW version:	X128
SVN:	-
Config:	-
Serial number:	259157FH0A
Connected Interfaces:	-
Power Supply:	15VDC
Comments:	-

Full Spectrum



## Diagram No.: 4.53\_WLAN\_ac\_mode\_80MHz\_ch106

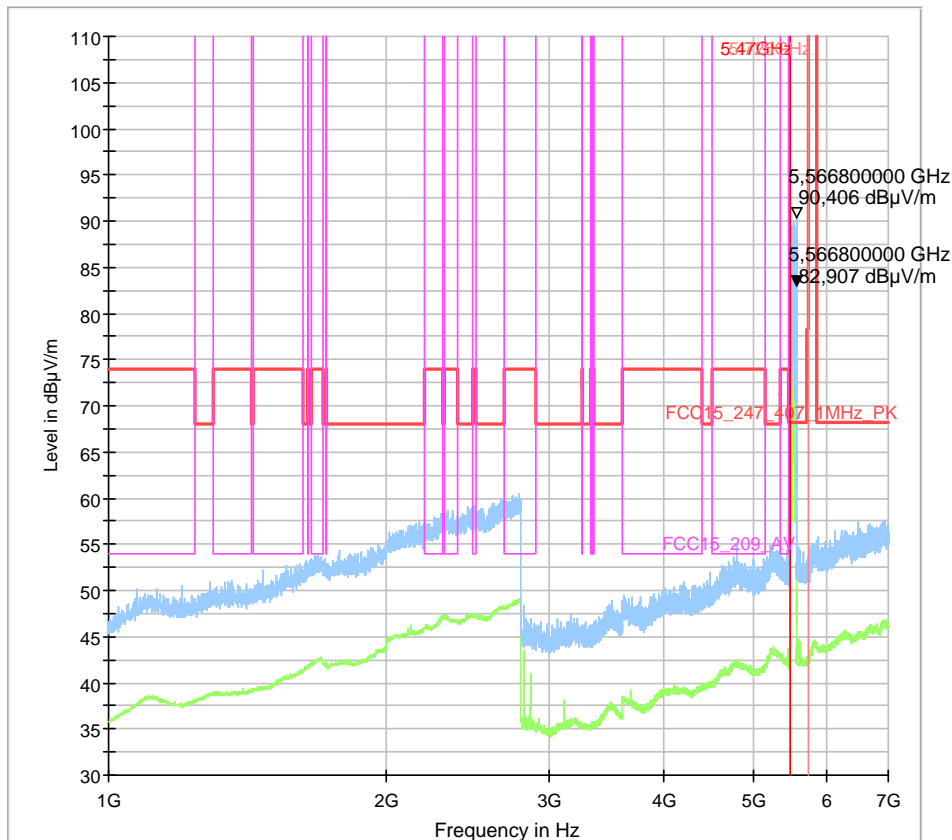
### Common Information

Test Description:	Radiated field strength emission in 3m distance
Test Site:	CETECOM GmbH Essen
Test Standard:	FCC 15.407&15.209 Intentional Radiator
Antenna polarisation:	horizontal/vertical
Software Version:	#Ver
Operation mode:	11ac 80MHz   VHT_SS1MCS0   106
Operator Name:	TFr

### EUT Information

Manufacturer:	Robert Bosch Car Multimedia GmbH
Model:	AIVIP32R0
Type:	-
-----	
EUT:	-
HW version:	001
SW version:	X128
SVN:	-
Config:	-
Serial number:	259157FH0A
Connected Interfaces:	-
Power Supply:	15VDC
Comments:	-

Full Spectrum



## Diagram No.: 4.54\_WLAN\_ac\_mode\_80MHz\_ch122

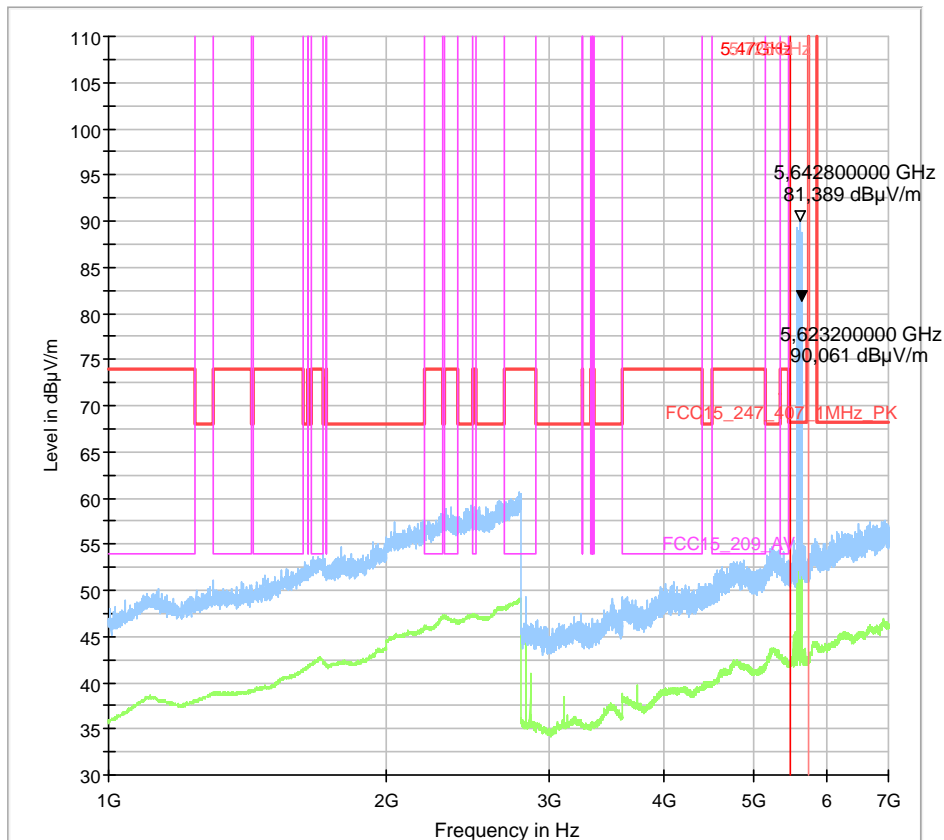
### Common Information

Test Description:	Radiated field strength emission in 3m distance
Test Site:	CETECOM GmbH Essen
Test Standard:	FCC 15.407&15.209 Intentional Radiator
Antenna polarisation:	horizontal/vertical
Software Version:	#Ver
Operation mode:	11ac 80MHz   VHT_SS1MCS0   122
Operator Name:	TFR

### EUT Information

Manufacturer:	Robert Bosch Car Multimedia GmbH
Model:	AIVIP32R0
Type:	-
-----	
EUT:	-
HW version:	001
SW version:	X128
SVN:	-
Config:	-
Serial number:	259157FH0A
Connected Interfaces:	-
Power Supply:	15VDC
Comments:	-

Full Spectrum



## Diagram No.: 4.55\_WLAN\_ac\_mode\_80MHz\_ch155

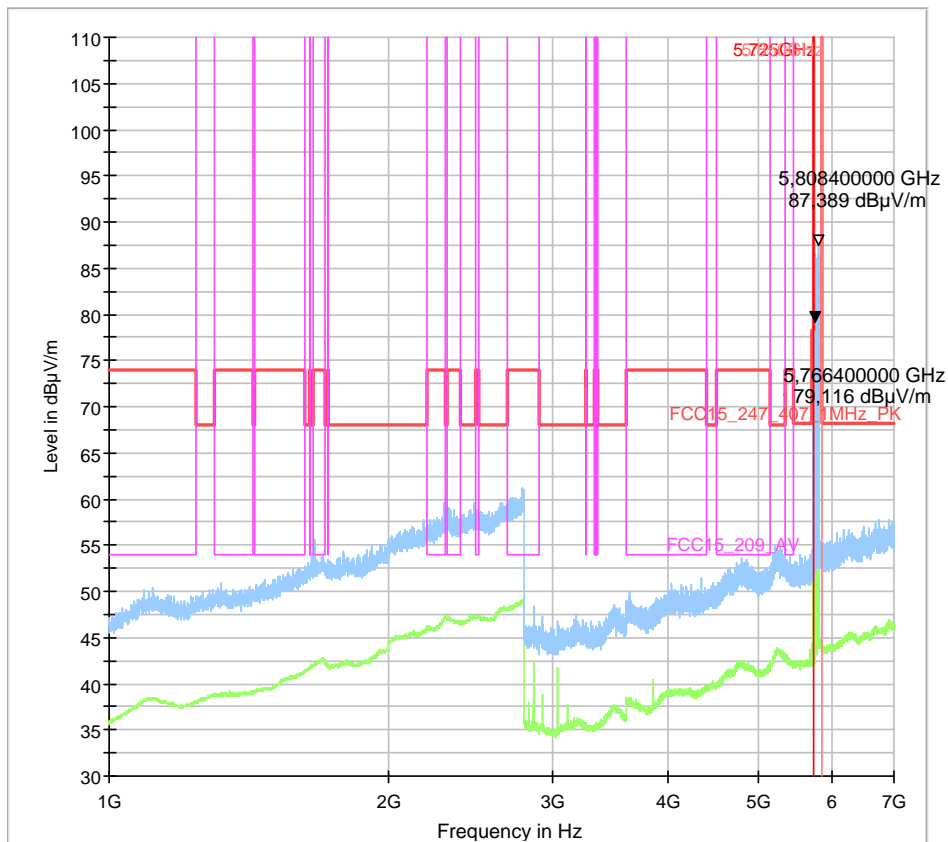
### Common Information

Test Description:	Radiated field strength emission in 3m distance
Test Site:	CETECOM GmbH Essen
Test Standard:	FCC 15.407&15.209 Intentional Radiator
Antenna polarisation:	horizontal/vertical
Software Version:	#Ver
Operation mode:	11ac 80MHz   VHT_SS1MCS0   155
Operator Name:	TFR

### EUT Information

Manufacturer:	Robert Bosch Car Multimedia GmbH
Model:	AIVIP32R0
Type:	-
-----	
EUT:	-
HW version:	001
SW version:	X128
SVN:	-
Config:	-
Serial number:	259157FH0A
Connected Interfaces:	-
Power Supply:	15VDC
Comments:	-

Full Spectrum



## 4.56\_WLAN\_ac\_mode\_40MHz\_ch46

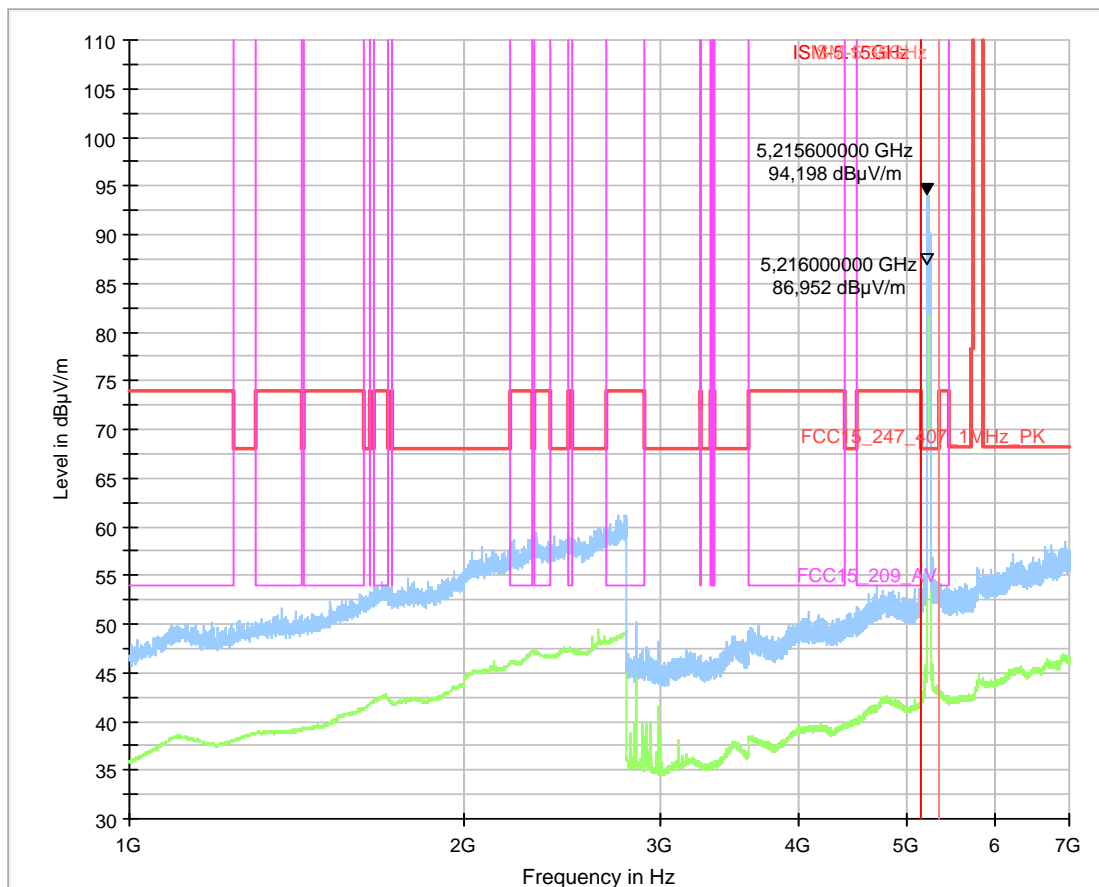
### Common Information

Test Description:	Radiated field strength emission in 3m distance
Test Site:	CETECOM GmbH Essen
Test Standard:	FCC 15.407&15.209 Intentional Radiator
Antenna polarisation:	horizontal/vertical
Software Version:	#Ver
Operation mode:	TX  11ac 40MHz   VHT_SS1_MCS6 46
Operator Name:	SLo

### EUT Information

Manufacturer:	Robert Bosch Car Multimedia GmbH
Model:	AIVIP32R0
Type:	-
-----	
EUT:	-
HW version:	001
SW version:	X128
SVN:	-
Config:	-
Serial number:	259157FH0A
Connected Interfaces:	-
Power Supply:	15VDC
Comments:	-

Full Spectrum



## 4.57\_WLAN\_ac\_mode\_40MHz\_ch62

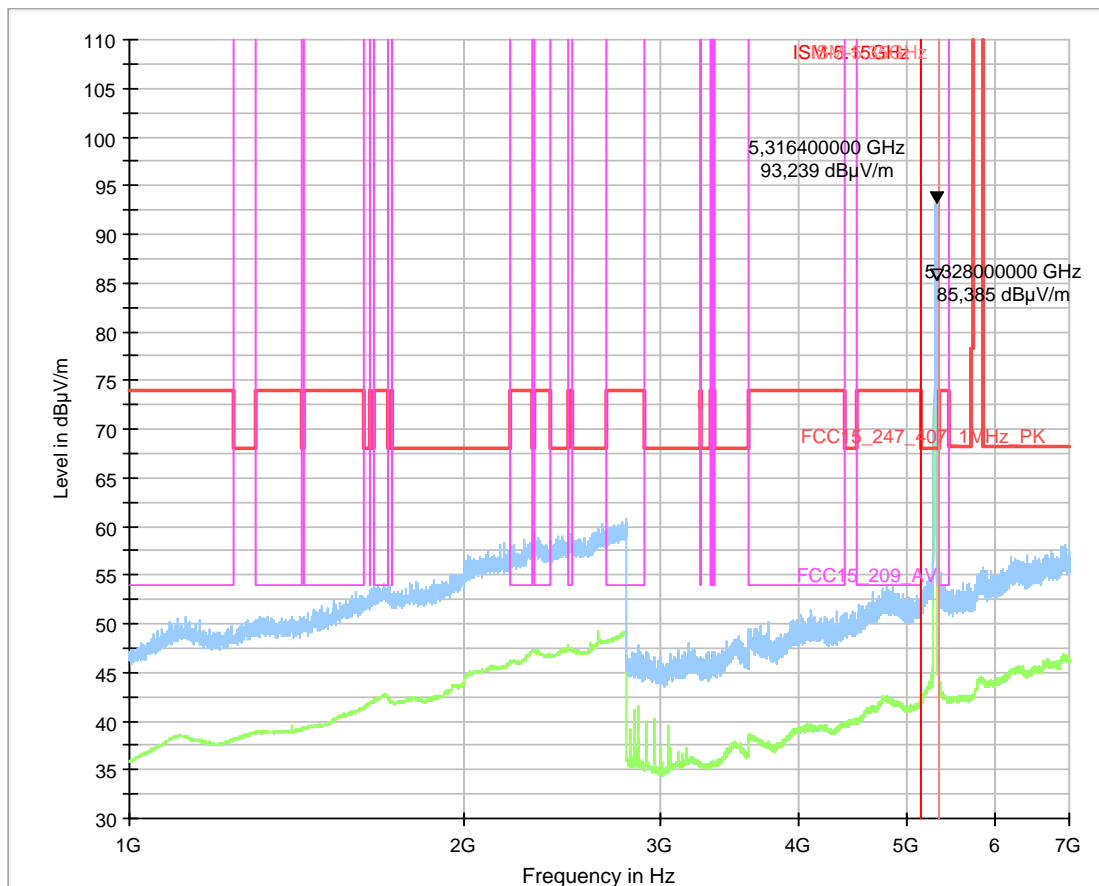
### Common Information

Test Description:	Radiated field strength emission in 3m distance
Test Site:	CETECOM GmbH Essen
Test Standard:	FCC 15.407&15.209 Intentional Radiator
Antenna polarisation:	horizontal/vertical
EUT Position:	horizontal/vertical
Operation mode:	11ac 40MHz   VHT_SS1_MCS6 46
Operator Name:	SLo

### EUT Information

Manufacturer:	Robert Bosch Car Multimedia GmbH
Model:	AIVIP32R0
Type:	-
-----	
EUT:	-
HW version:	001
SW version:	X128
SVN:	-
Config:	-
Serial number:	259157FH0A
Connected Interfaces:	-
Power Supply:	15VDC
Comments:	-

Full Spectrum





### 4.58\_WLAN\_ac\_mode\_40MHz\_ch134

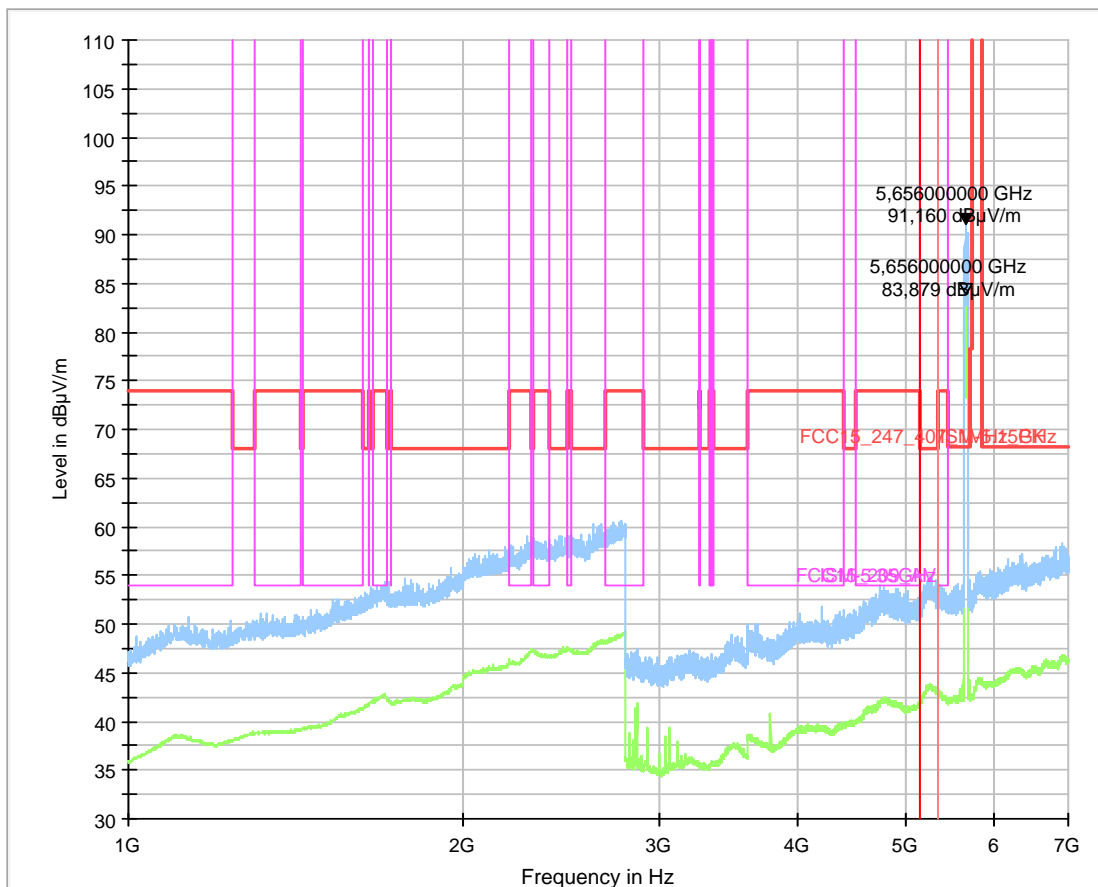
#### Common Information

Test Description:	Radiated field strength emission in 3m distance
Test Site:	CETECOM GmbH Essen
Test Standard:	FCC 15.407&15.209 Intentional Radiator
Antenna polarisation:	horizontal/vertical
EUT Position:	horizontal/vertical
Operation mode:	11ac 40MHz   VHT_SS1_MCS6/62
Operator Name:	SLo

#### EUT Information

Manufacturer:	Robert Bosch Car Multimedia GmbH
Model:	AIVIP32R0
Type:	-
-----	
EUT:	-
HW version:	001
SW version:	X128
SVN:	-
Config:	-
Serial number:	259157FH0A
Connected Interfaces:	-
Power Supply:	15VDC
Comments:	-

Full Spectrum



## 4.59\_WLAN\_ac\_mode\_40MHz\_ch159

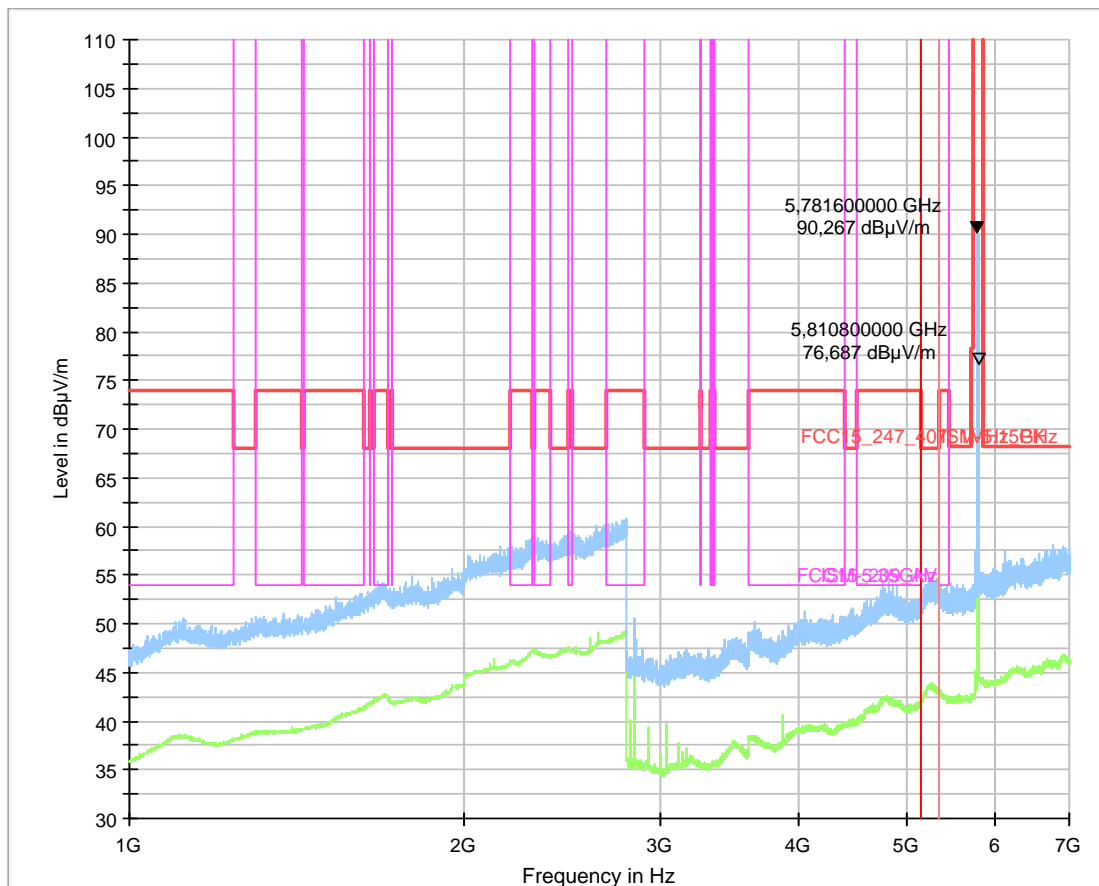
### Common Information

Test Description:	Radiated field strength emission in 3m distance
Test Site:	CETECOM GmbH Essen
Test Standard:	FCC 15.407&15.209 Intentional Radiator
Antenna polarisation:	horizontal/vertical
EUT Position:	horizontal/vertical
Operation mode:	11ac 40MHz   VHT_SS1_MCS6 159
Operator Name:	SLo

### EUT Information

Manufacturer:	Robert Bosch Car Multimedia GmbH
Model:	AIVIP32R0
Type:	-
-----	
EUT:	-
HW version:	001
SW version:	X128
SVN:	-
Config:	-
Serial number:	259157FH0A
Connected Interfaces:	-
Power Supply:	15VDC
Comments:	-

Full Spectrum



## 4.60\_WLAN\_a\_mode\_20MHz\_ch48

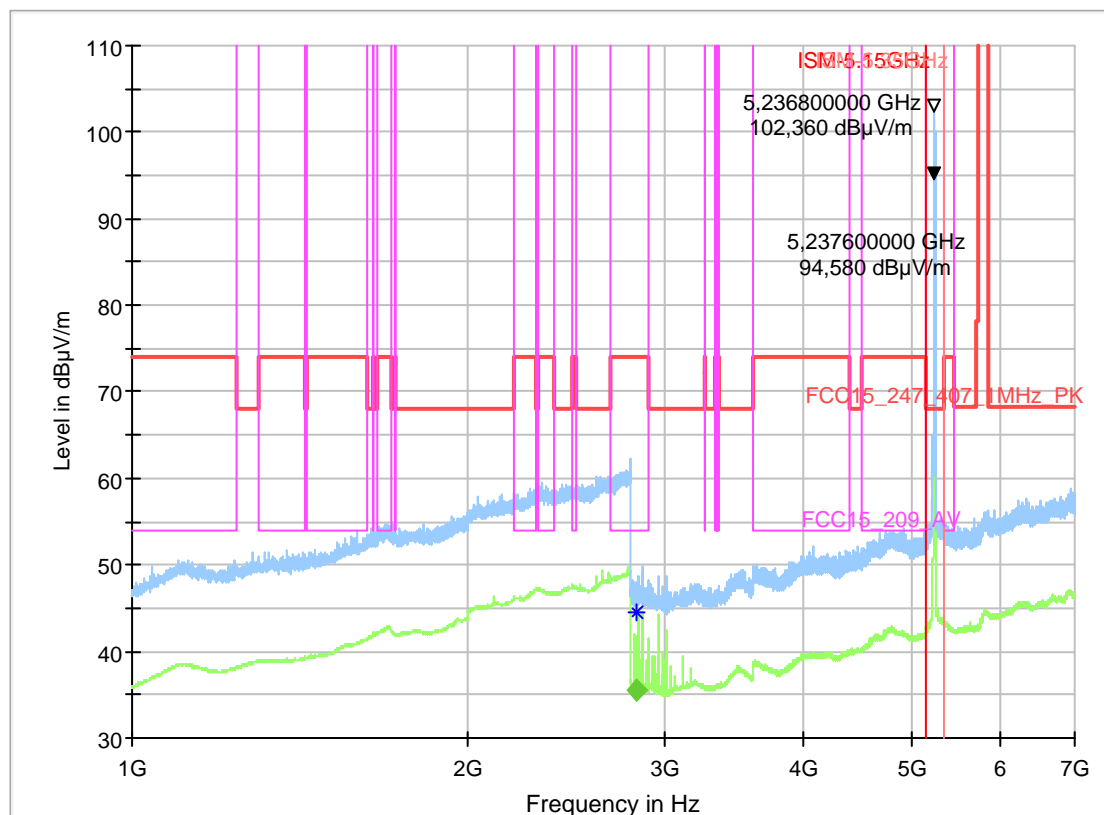
### Common Information

Test Description:	Radiated field strength emission in 3m distance
Test Site:	CETECOM GmbH Essen
Test Standard:	FCC 15.407&15.209 Intentional Radiator
Antenna polarisation:	horizontal/vertical
Software Version:	#Ver
EUT Position:	horizontal/vertical
Operation mode:	11a, ch48, 6Mbit, 20MHz
Operator Name:	Mah
Comment:	

### EUT Information

Manufacturer:	Robert Bosch Car Multimedia GmbH
Model:	AIVIP32R0
Type:	-
-----	
EUT:	-
HW version:	001
SW version:	X128
SVN:	-
Config:	-
Serial number:	259157FH0A
Connected Interfaces:	-
Power Supply:	15VDC
Comments:	-

Full Spectrum



**Final\_Result**

Frequency (MHz)	MaxPeak (dB $\mu$ V/m)	RMS (dB $\mu$ V/m)	Limit (dB $\mu$ V/m)	Margin (dB)	Meas. Time (ms)	Bandwidth (kHz)	Height (cm)
2830.450000	---	35.57	54.00	18.43	100.0	1000.000	155.0

(continuation of the "Final\_Result" table from column 16 ...)

Frequency (MHz)	Pol	Azimuth (deg)	Elevation (deg)	Corr .
2830.450000	H	205.0	90.0	6.0

## 4.61\_WLAN\_a\_mode\_20MHz\_ch64

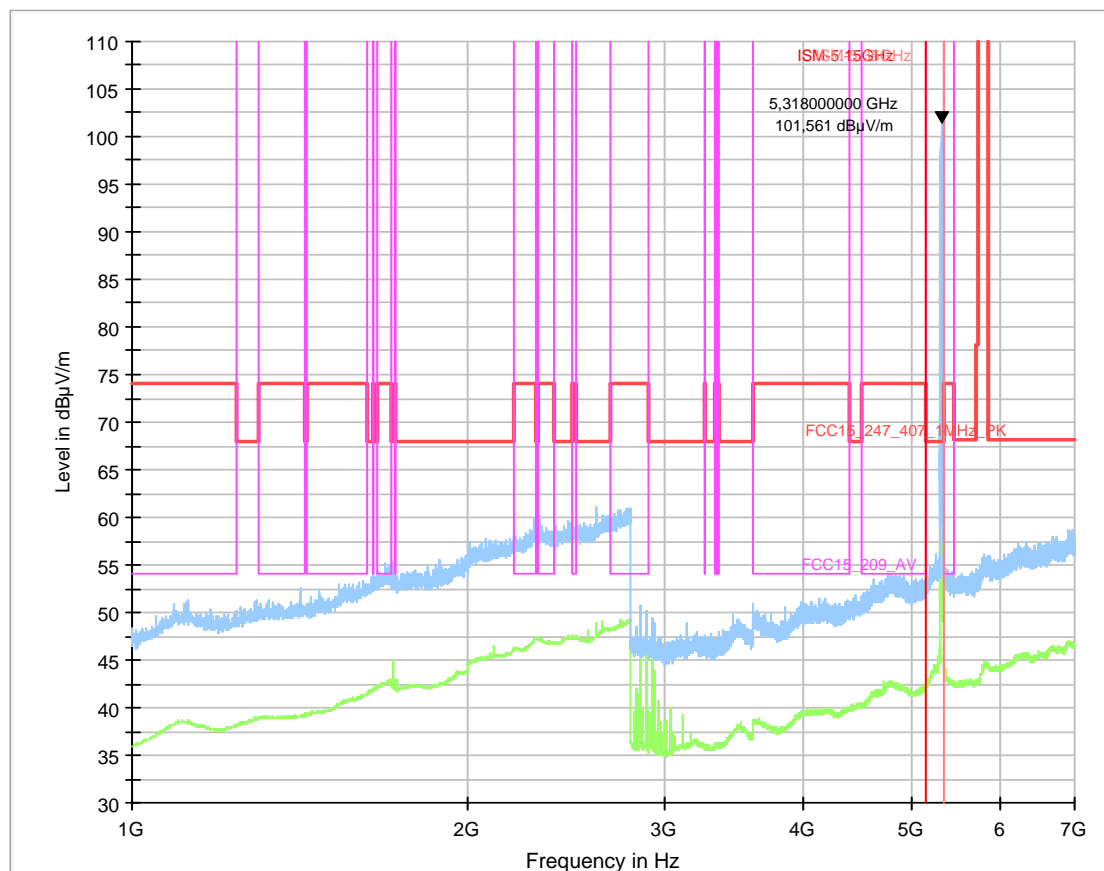
### Common Information

Test Description:	Radiated field strength emission in 3m distance
Test Site:	CETECOM GmbH Essen
Test Standard:	FCC 15.407&15.209 Intentional Radiator
Antenna polarisation:	horizontal/vertical
Software Version:	#Ver
EUT Position:	horizontal/vertical
Operation mode:	11a 20MHz   6 Mbit 64
Operator Name:	Lor

### EUT Information

Manufacturer:	Robert Bosch Car Multimedia GmbH
Model:	AIVIP32R0
Type:	-
-----	
EUT:	-
HW version:	001
SW version:	X128
SVN:	-
Config:	-
Serial number:	259157FH0A
Connected Interfaces:	-
Power Supply:	15VDC
Comments:	-

Full Spectrum



### 4.62\_WLAN\_a\_mode\_20MHz\_ch140

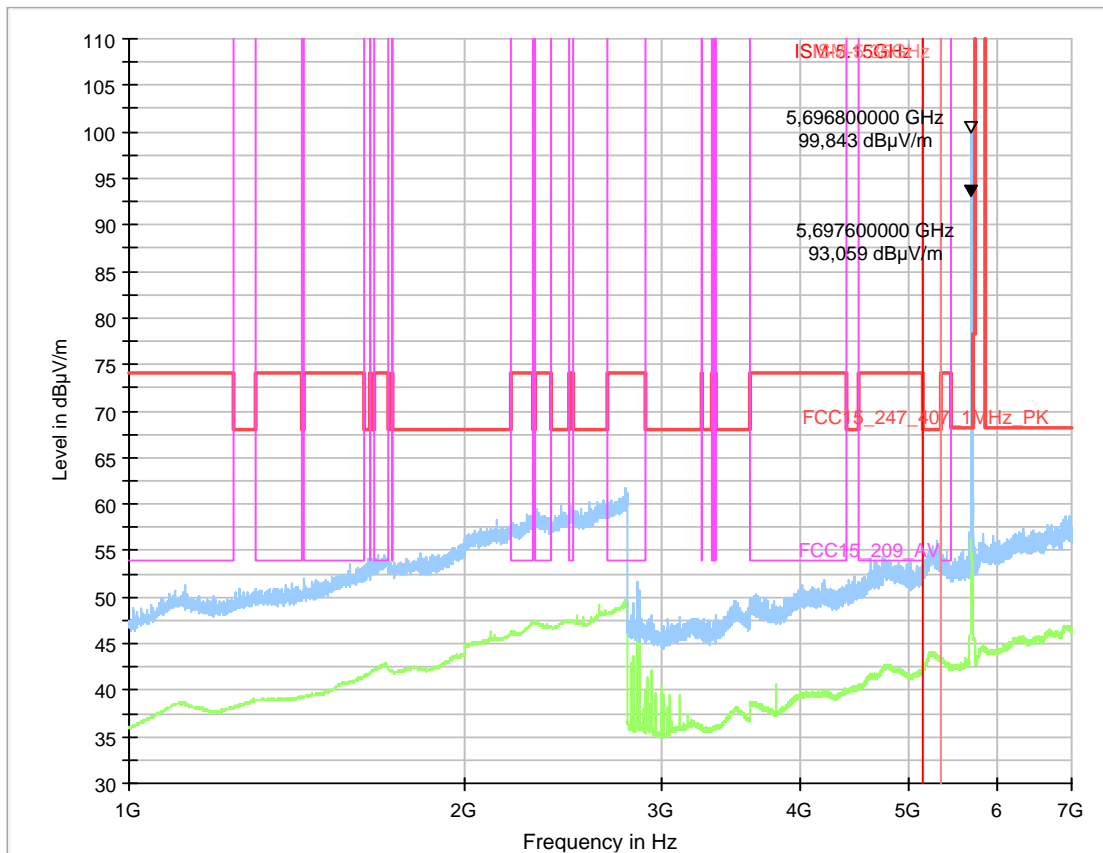
#### Common Information

Test Description:	Radiated field strength emission in 3m distance
Test Site:	CETECOM GmbH Essen
Test Standard:	FCC 15.407&15.209 Intentional Radiator
Antenna polarisation:	horizontal/vertical
Software Version:	#Ver
EUT Position:	horizontal/vertical
Operation mode:	11a 20MHz   6 Mbit 140
Operator Name:	SLo
Comment:	

#### EUT Information

Manufacturer:	Robert Bosch Car Multimedia GmbH
Model:	AIVIP32R0
Type:	-
-----	
EUT:	-
HW version:	001
SW version:	X128
SVN:	-
Config:	-
Serial number:	259157FH0A
Connected Interfaces:	-
Power Supply:	15VDC
Comments:	-

Full Spectrum



### 4.63\_WLAN\_a\_mode\_20MHz\_ch165

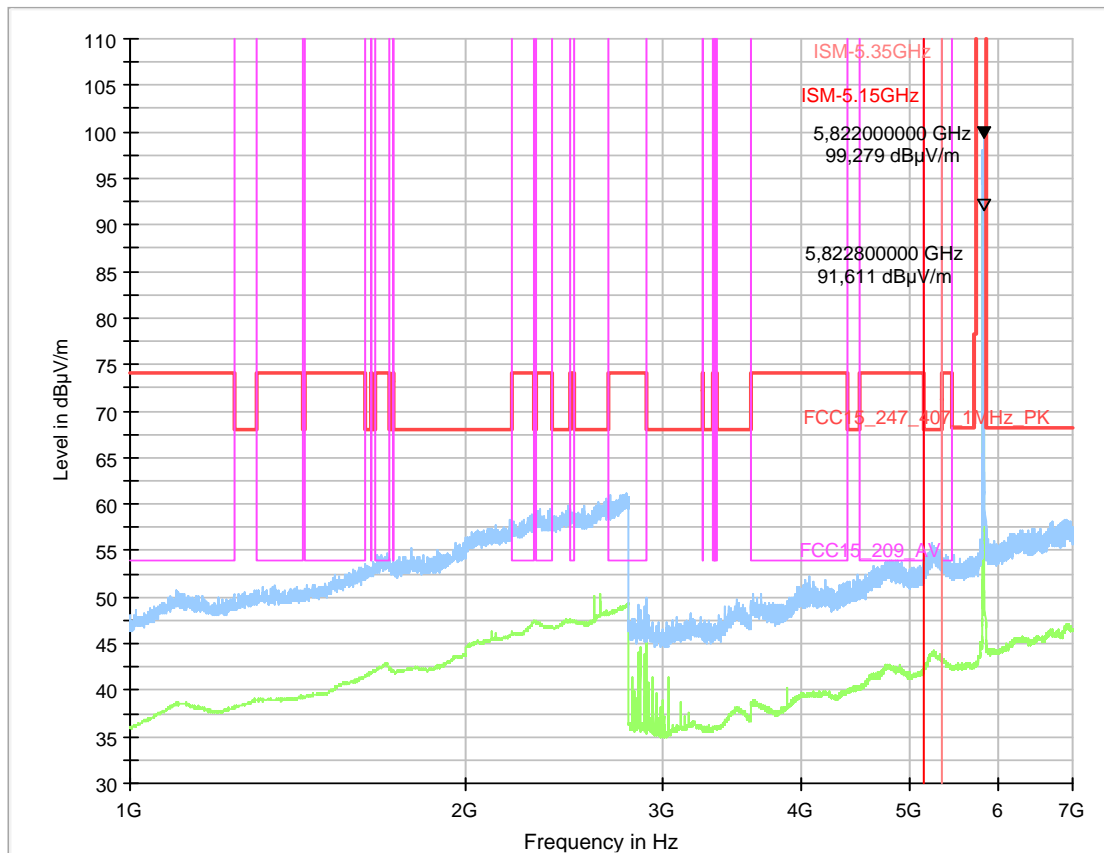
#### Common Information

Test Description:	Radiated field strength emission in 3m distance
Test Site:	CETECOM GmbH Essen
Test Standard:	FCC 15.407&15.209 Intentional Radiator
Antenna polarisation:	horizontal/vertical
Software Version:	#Ver
EUT Position:	horizontal/vertical
Operation mode:	11a 20MHz   6 Mbit 165
Operator Name:	SLo
Comment:	

#### EUT Information

Manufacturer:	Robert Bosch Car Multimedia GmbH
Model:	AIVIP32R0
Type:	-
-----	
EUT:	-
HW version:	001
SW version:	X128
SVN:	-
Config:	-
Serial number:	259157FH0A
Connected Interfaces:	-
Power Supply:	15VDC
Comments:	-

Full Spectrum



### 4.64\_WLAN\_n\_mode\_20MHz\_ch48

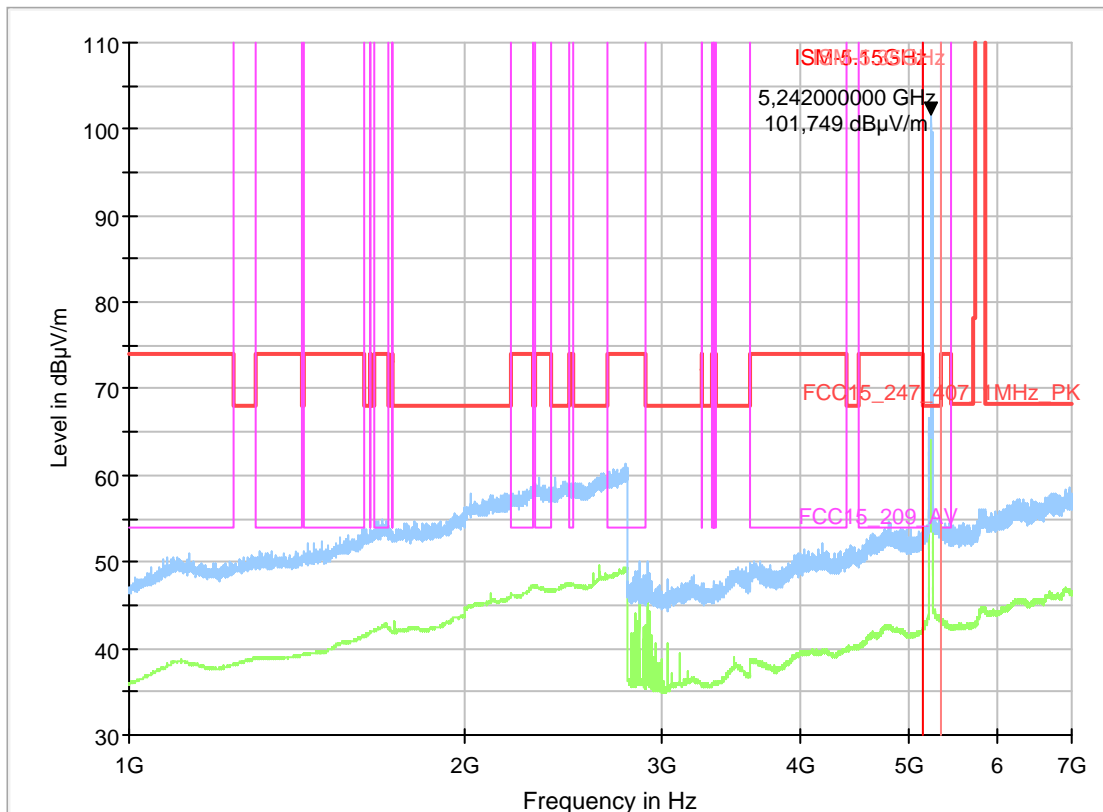
#### Common Information

Test Description:	Radiated field strength emission in 3m distance
Test Site:	CETECOM GmbH Essen
Test Standard:	FCC 15.407&15.209 Intentional Radiator
Antenna polarisation:	horizontal/vertical
Software Version:	#Ver
EUT Position:	horizontal/vertical
Operation mode:	11n, ch48, MSC0 , 20MHz
Operator Name:	Mah
Comment:	

#### EUT Information

Manufacturer:	Robert Bosch Car Multimedia GmbH
Model:	AIVIP32R0
Type:	-
-----	
EUT:	-
HW version:	001
SW version:	X128
SVN:	-
Config:	-
Serial number:	259157FH0A
Connected Interfaces:	-
Power Supply:	15VDC
Comments:	-

Full Spectrum





### 4.65\_WLAN\_n\_mode\_20MHz\_ch64

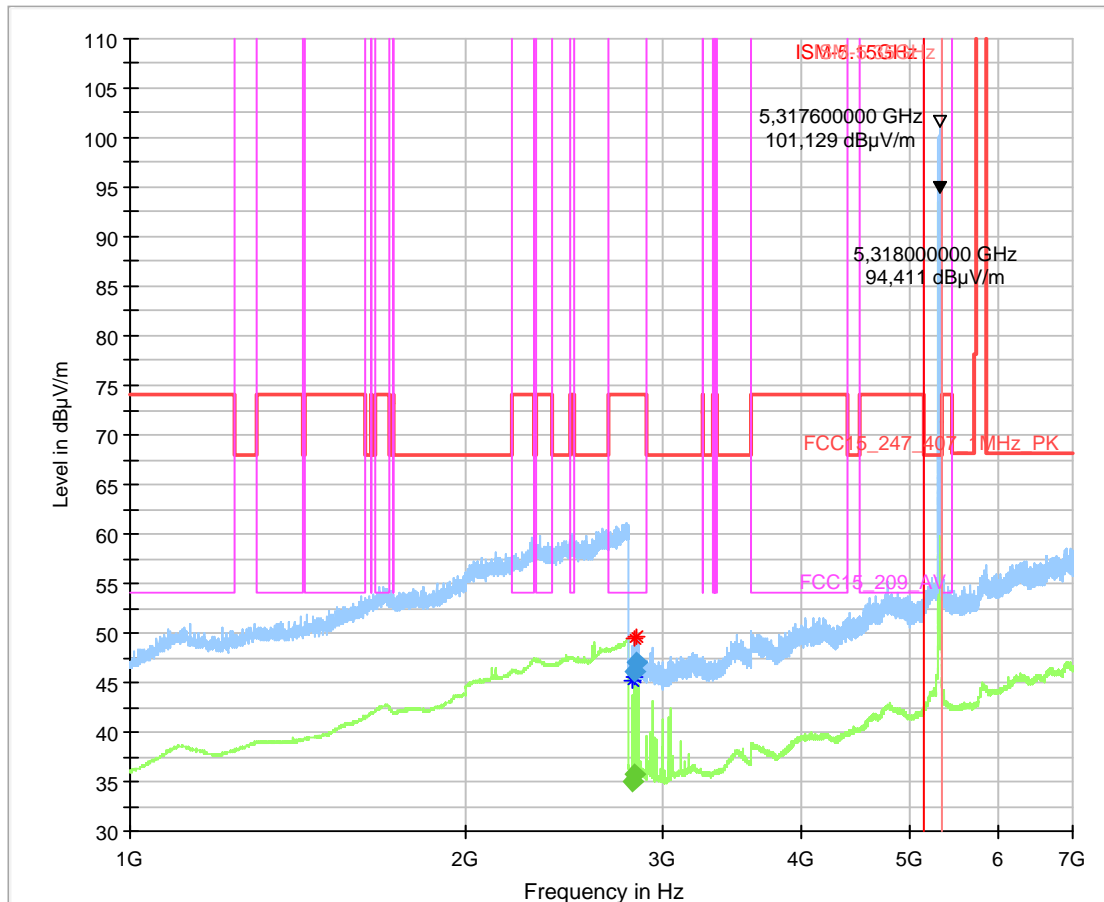
#### Common Information

Test Description:	Radiated field strength emission in 3m distance
Test Site:	CETECOM GmbH Essen
Test Standard:	FCC 15.407&15.209 Intentional Radiator
Antenna polarisation:	horizontal/vertical
EUT Position:	horizontal/vertical
Operation mode:	11n 20MHz   MCS0 64
Operator Name:	RI
Comment:	

#### EUT Information

Manufacturer:	Robert Bosch Car Multimedia GmbH
Model:	AIVIP32R0
Type:	-
-----	
EUT:	-
HW version:	001
SW version:	X128
SVN:	-
Config:	-
Serial number:	259157FH0A
Connected Interfaces:	-
Power Supply:	15VDC
Comments:	-

Full Spectrum



**Final\_Result**

Frequency (MHz)	MaxPeak (dB $\mu$ V/m)	RMS (dB $\mu$ V/m)	Limit (dB $\mu$ V/m)	Margin (dB)	Meas. Time (ms)	Bandwidth (kHz)	Height (cm)	Pol	Azimuth (deg)	Elevation (deg)
2824.500000	---	34.98	54.00	19.02	100.0	1000.000	155.0	V	302.0	0.0
2828.250000	46.08	---	74.00	27.92	100.0	1000.000	155.0	V	255.0	90.0
2830.250000	---	35.76	54.00	18.24	100.0	1000.000	155.0	V	220.0	90.0
2845.500000	47.09	---	74.00	26.91	100.0	1000.000	155.0	V	294.0	0.0

(continuation of the "Final\_Result" table from column 16 ...)

Frequency (MHz)	Corr .
2824.500000	5.7
2828.250000	5.9
2830.250000	6.0
2845.500000	5.4

## 4.66\_WLAN\_n\_mode\_20MHz\_ch140

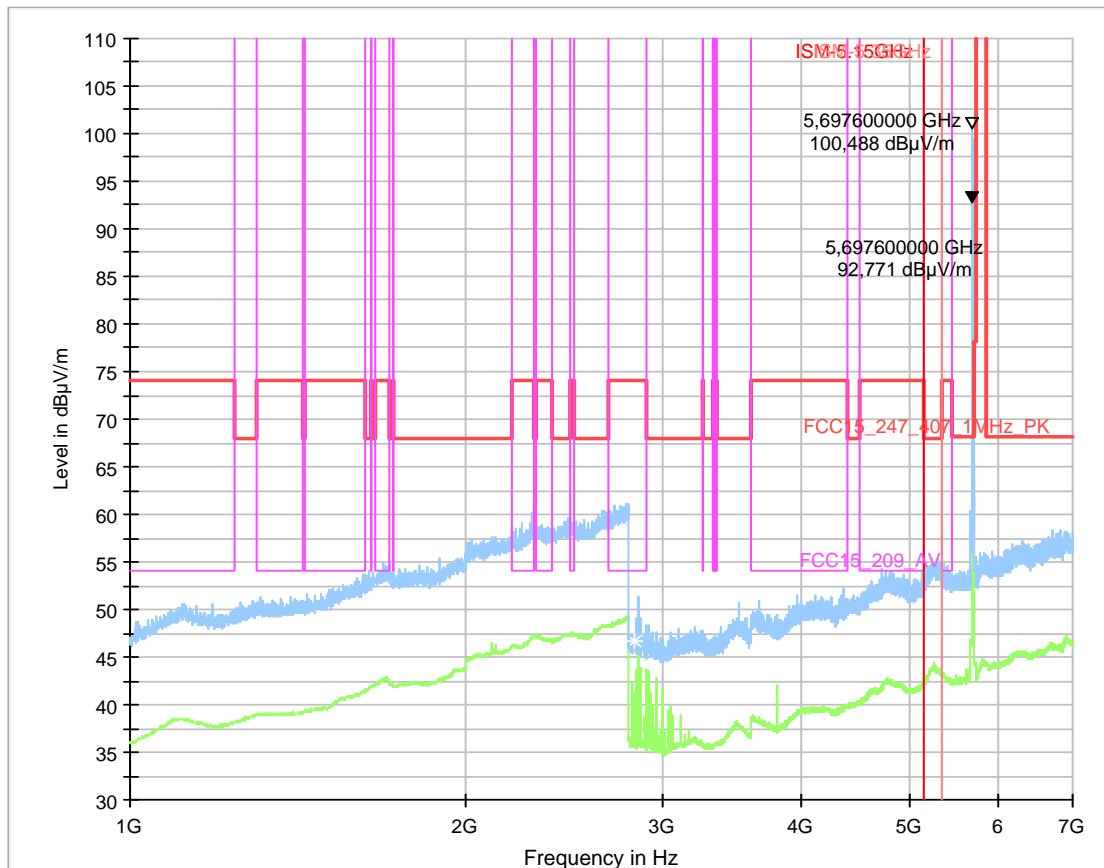
### Common Information

Test Description:	Radiated field strength emission in 3m distance
Test Site:	CETECOM GmbH Essen
Test Standard:	FCC 15.407&15.209 Intentional Radiator
Antenna polarisation:	horizontal/vertical
EUT Position:	horizontal/vertical
Operation mode:	11n 20MHz   MCS0 140
Operator Name:	RI
Comment:	

### EUT Information

Manufacturer:	Robert Bosch Car Multimedia GmbH
Model:	AIVIP32R0
Type:	-
-----	
EUT:	-
HW version:	001
SW version:	X128
SVN:	-
Config:	-
Serial number:	259157FH0A
Connected Interfaces:	-
Power Supply:	15VDC
Comments:	-

Full Spectrum



### 4.67\_WLAN\_n\_mode\_20MHz\_ch165

#### Common Information

Test Description:	Radiated field strength emission in 3m distance
Test Site:	CETECOM GmbH Essen
Test Standard:	FCC 15.407&15.209 Intentional Radiator
Antenna polarisation:	horizontal/vertical
EUT Position:	horizontal/vertical
Operation mode:	11n 20MHz   MCS0 165
Operator Name:	RI's
Comment:	

#### EUT Information

Manufacturer:	Robert Bosch Car Multimedia GmbH
Model:	AIVIP32R0
Type:	-
-----	
EUT:	-
HW version:	001
SW version:	X128
SVN:	-
Config:	-
Serial number:	259157FH0A
Connected Interfaces:	-
Power Supply:	15VDC
Comments:	-

Full Spectrum

