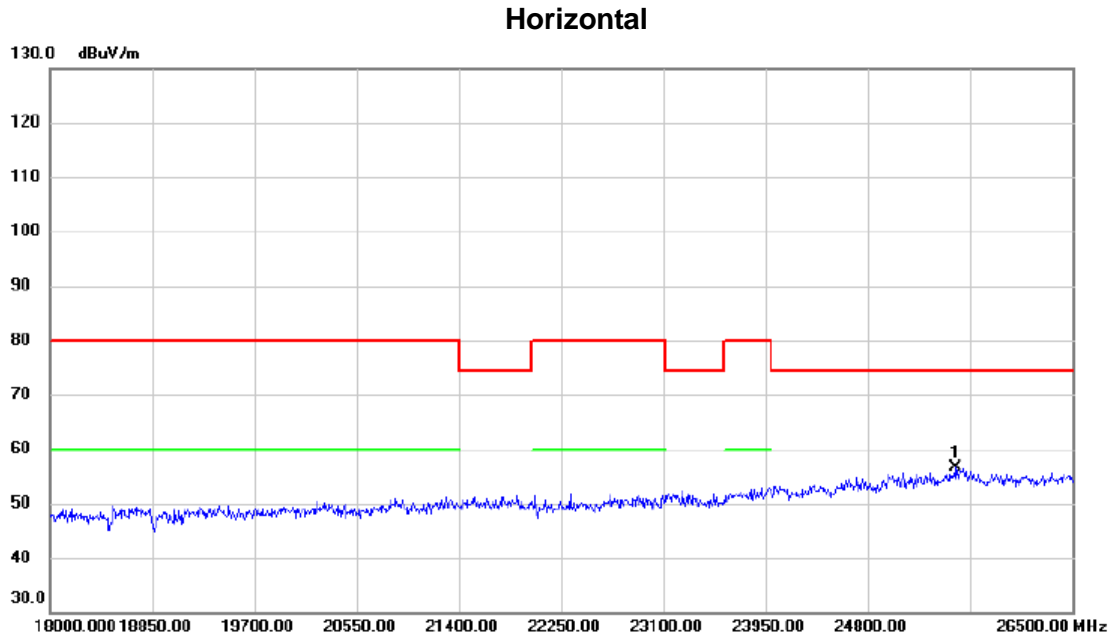
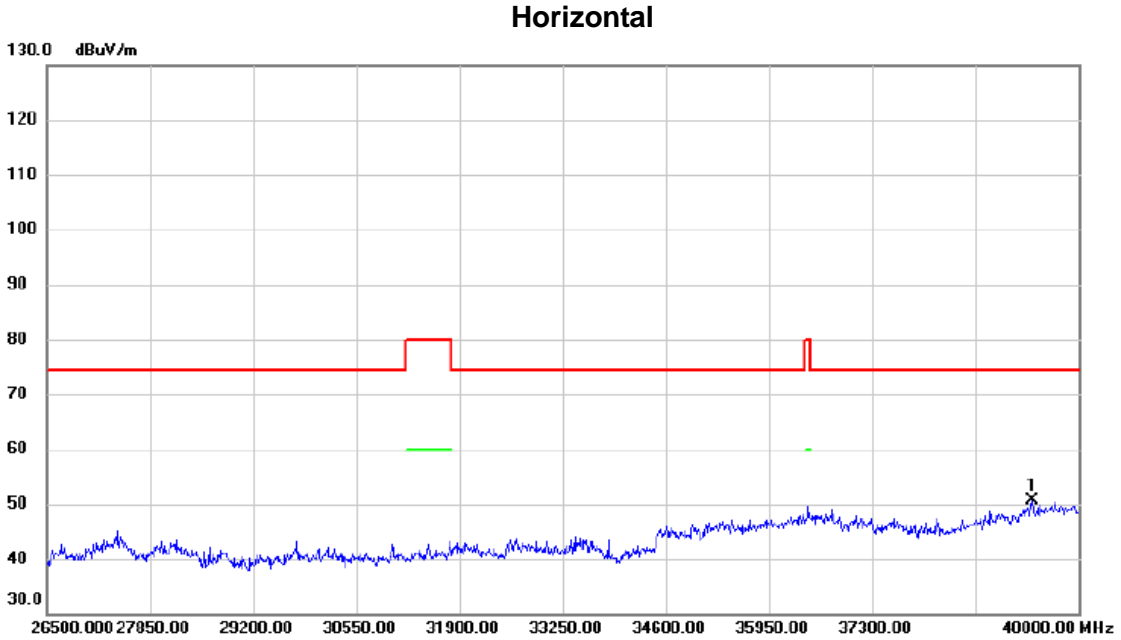


Orthogonal Axis :	X
Test Mode :	UNII-2A/ TX N20 Mode 5280MHz



No.	Mk.	Freq.	Reading Level	Correct Factor	Measurement	Limit	Margin	Detector	Comment
		MHz	dBuV	dB	dBuV/m	dBuV/m	dB		
1	*	25535.250	39.25	17.29	56.54	74.30	-17.76	peak	

Orthogonal Axis :	X
Test Mode :	UNII-2A/ TX N20 Mode 5280MHz

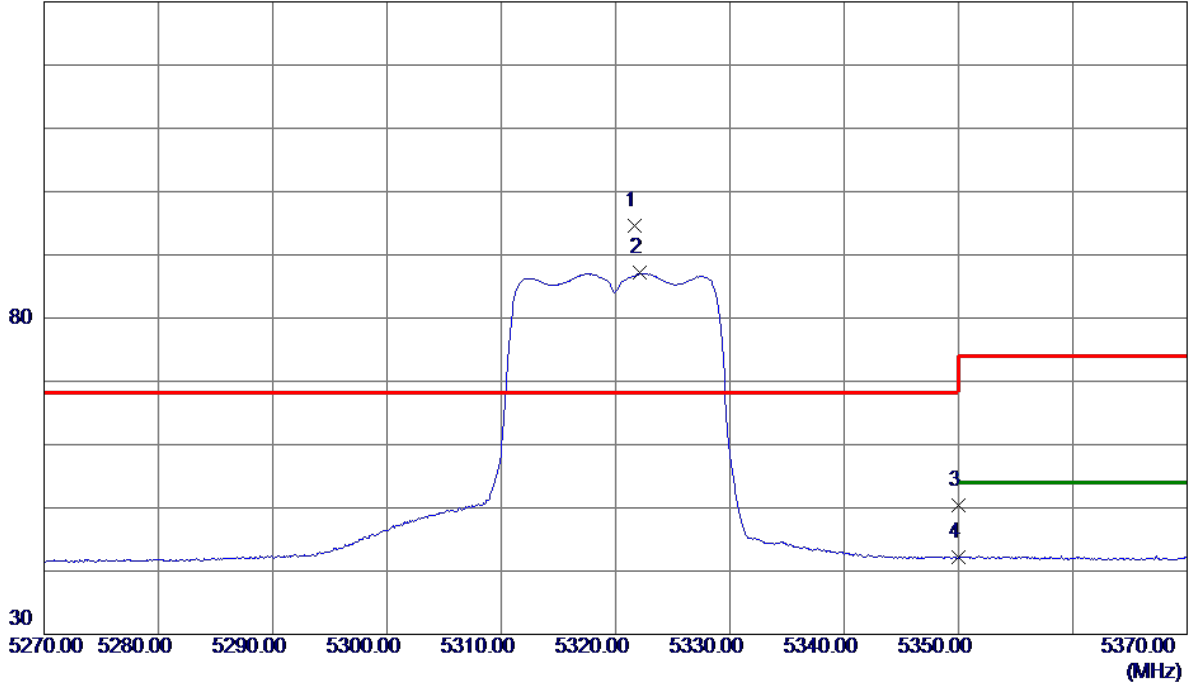


No.	Mk.	Freq. MHz	Reading Level dBuV	Correct Factor dB	Measure- ment dBuV/m	Limit dBuV/m	Margin dB	Detector	Comment
1	*	39392.500	35.80	14.86	50.66	74.30	-23.64	peak	

Orthogonal Axis :	X
Test Mode :	UNII-2A/ TX N20 Mode 5320 MHz

**Vertical**

130 dBuV/m

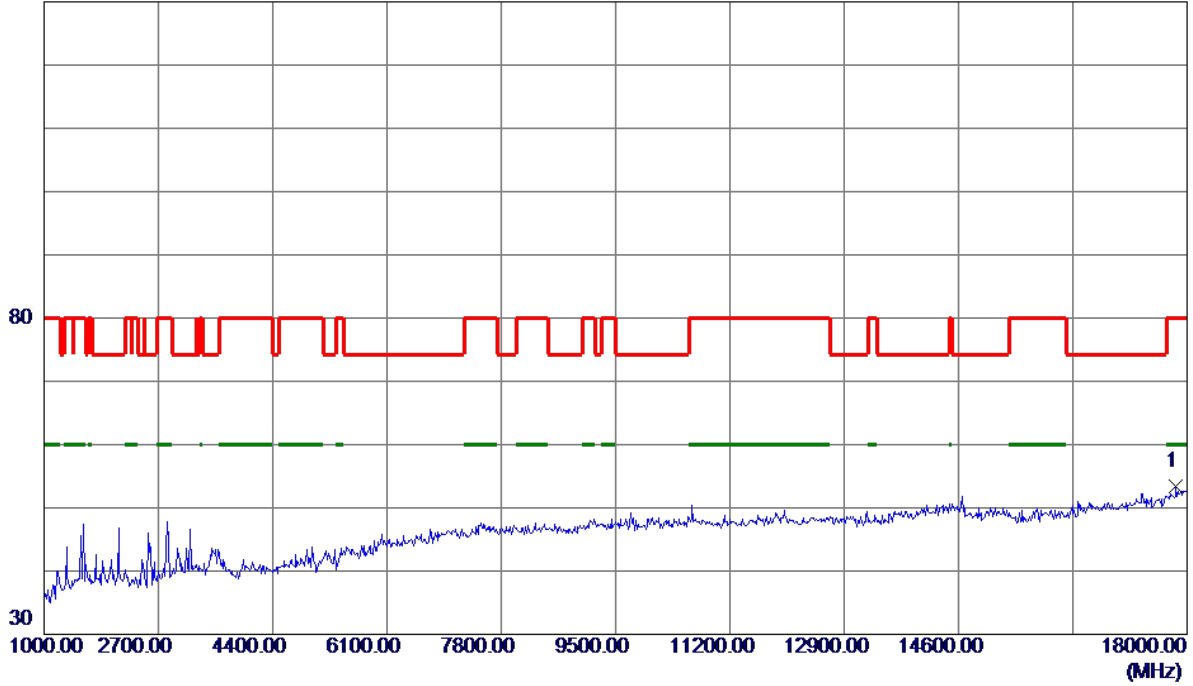


No.	Freq. MHz	Reading Level dBuV/m	Correct Factor dB	Measure ment dBuV/m	Limit dBuV/m	Margin dB	Detector	Comment
1 *	5321.6500	79.88	14.78	94.66	68.30	26.36	Peak	No Limit
2	5322.1500	72.35	14.79	87.14	999.00	-911.86	AVG	No Limit
3	5350.0000	35.52	14.86	50.38	74.00	-23.62	Peak	
4	5350.0000	27.27	14.86	42.13	999.00	-956.87	AVG	

Orthogonal Axis :	X
Test Mode :	UNII-2A/ TX N20 Mode 5320 MHz

**Vertical**

130 dBuV/m

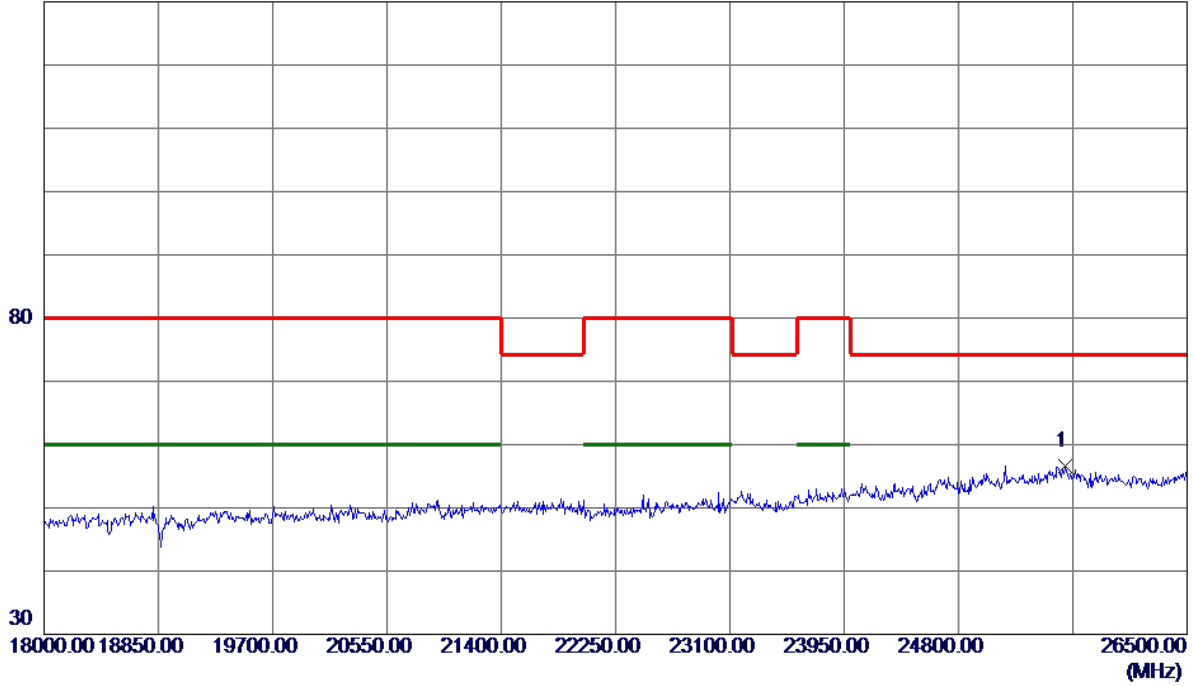


No.	Freq. MHz	Reading Level dBuV/m	Correct Factor dB	Measure ment dBuV/m	Limit dBuV/m	Margin dB	Detector	Comment
1 *	17838.5000	36.04	17.28	53.32	80.00	-26.68	Peak	

Orthogonal Axis :	X
Test Mode :	UNII-2A/ TX N20 Mode 5320 MHz

**Vertical**

130 dBuV/m

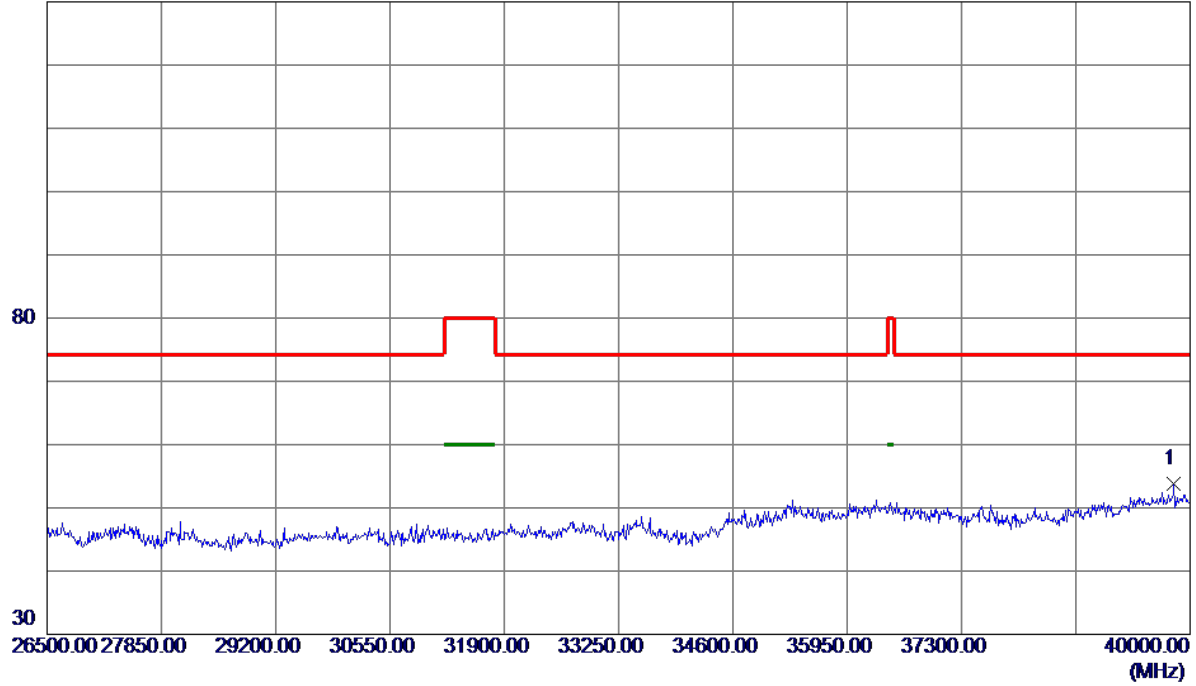


No.	Freq. MHz	Reading Level dBuV/m	Correct Factor dB	Measure ment dBuV/m	Limit dBuV/m	Margin dB	Detector	Comment
1 *	25590.5000	39.43	17.22	56.65	74.30	-17.65	Peak	

Orthogonal Axis :	X
Test Mode :	UNII-2A/ TX N20 Mode 5320 MHz

**Vertical**

130 dBuV/m

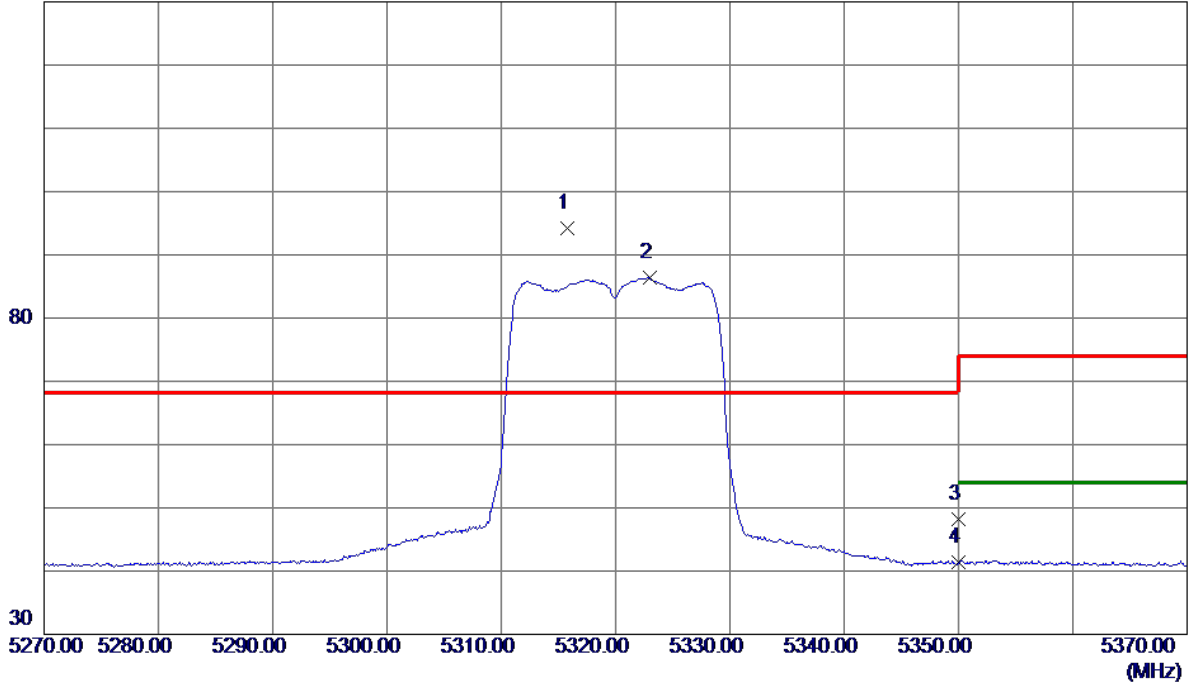


No.	Freq. MHz	Reading Level dBuV/m	Correct Factor dB	Measure ment dBuV/m	Limit dBuV/m	Margin dB	Detector	Comment
1 *	39811.0000	38.29	15.50	53.79	74.30	-20.51	Peak	

Orthogonal Axis :	X
Test Mode :	UNII-2A/ TX N20 Mode 5320 MHz

**Horizontal**

130 dBuV/m

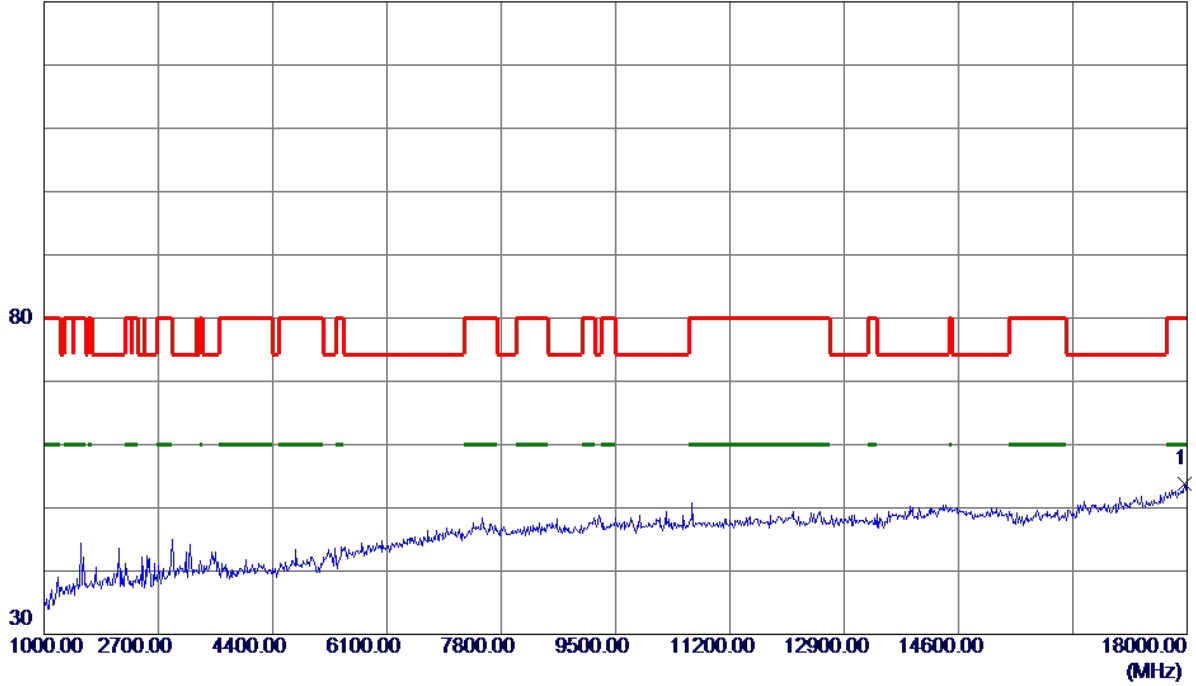


No.	Freq. MHz	Reading Level dBuV/m	Correct Factor dB	Measure ment dBuV/m	Limit dBuV/m	Margin dB	Detector	Comment
1 *	5315.8000	79.45	14.77	94.22	68.30	25.92	Peak	No Limit
2	5322.9500	71.57	14.79	86.36	999.00	-912.64	AVG	No Limit
3	5350.0000	33.37	14.86	48.23	74.00	-25.77	Peak	
4	5350.0000	26.54	14.86	41.40	999.00	-957.60	AVG	

Orthogonal Axis :	X
Test Mode :	UNII-2A/ TX N20 Mode 5320 MHz

**Horizontal**

130 dBuV/m



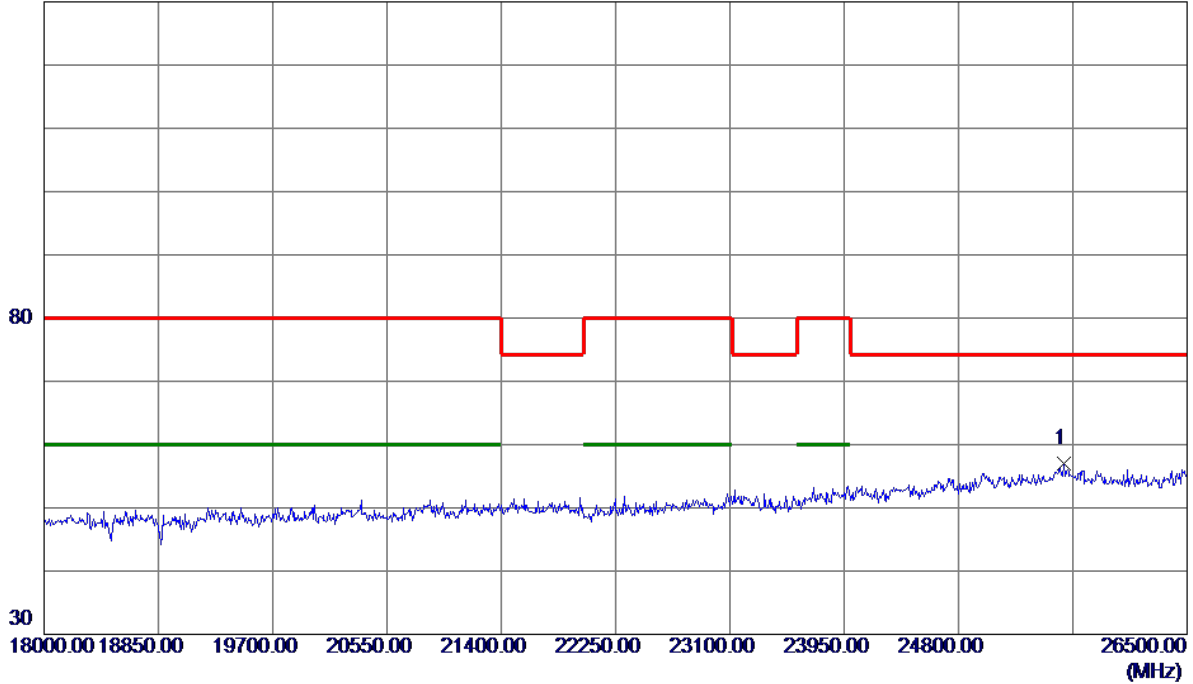
No.	Freq. MHz	Reading Level dBuV/m	Correct Factor dB	Measure ment dBuV/m	Limit dBuV/m	Margin dB	Detector	Comment
1 *	17966.0000	36.10	17.67	53.77	80.00	-26.23	Peak	



Orthogonal Axis :	X
Test Mode :	UNII-2A/ TX N20 Mode 5320 MHz

**Horizontal**

130 dBuV/m



No.	Freq. MHz	Reading Level dBuV/m	Correct Factor dB	Measure ment dBuV/m	Limit dBuV/m	Margin dB	Detector	Comment
1 *	25582.0000	39.73	17.23	56.96	74.30	-17.34	Peak	

Orthogonal Axis :	X
Test Mode :	UNII-2A/ TX N20 Mode 5320 MHz

**Horizontal**

130 dBuV/m

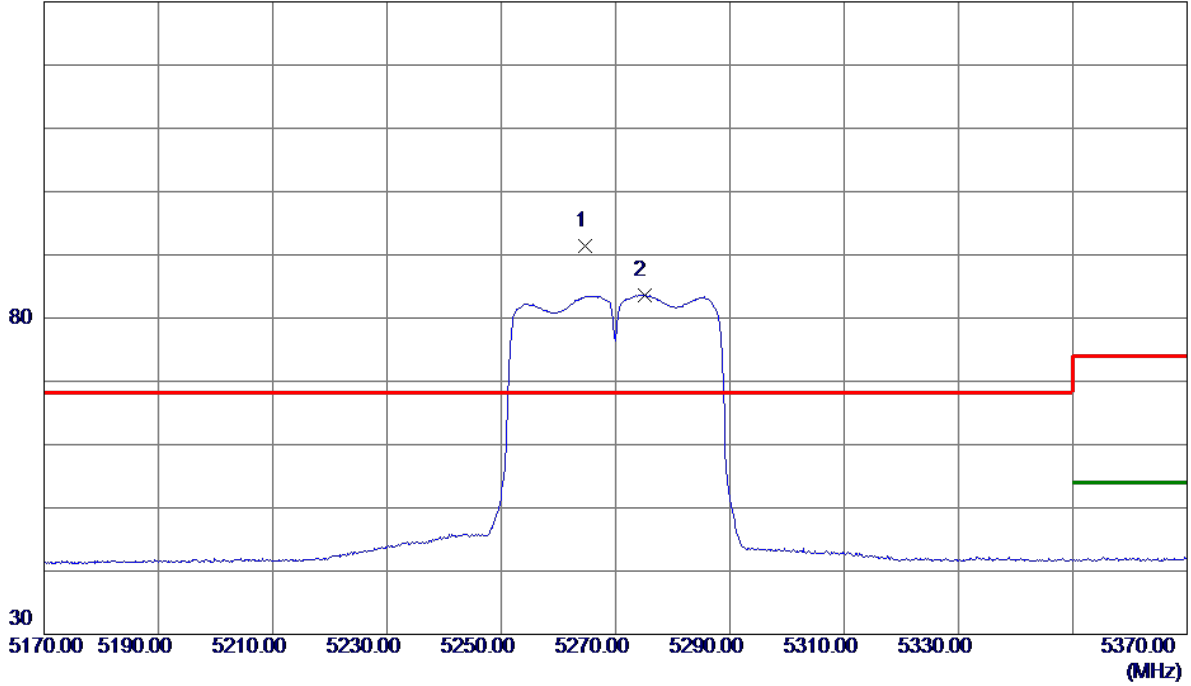


No.	Freq. MHz	Reading Level dBuV/m	Correct Factor dB	Measure ment dBuV/m	Limit dBuV/m	Margin dB	Detector	Comment
1 *	39750.2500	35.67	15.47	51.14	74.30	-23.16	Peak	

Orthogonal Axis :	X
Test Mode :	UNII-2A/ TX N40 Mode 5270MHz

**Vertical**

130 dBuV/m

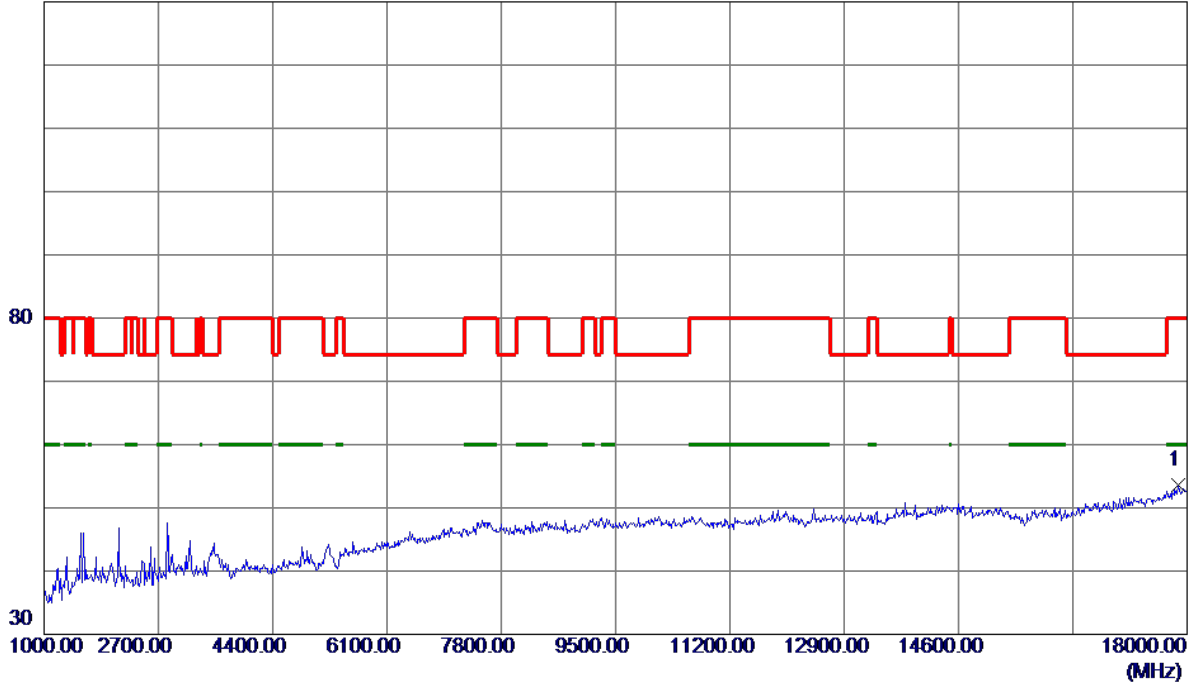


No.	Freq. MHz	Reading Level dBuV/m	Correct Factor dB	Measure ment dBuV/m	Limit dBuV/m	Margin dB	Detector	Comment
1 *	5264.7000	76.78	14.63	91.41	68.30	23.11	Peak	No Limit
2	5275.0000	68.94	14.66	83.60	999.00	-915.40	AVG	No Limit

Orthogonal Axis :	X
Test Mode :	UNII-2A/ TX N40 Mode 5270MHz

**Vertical**

130 dBuV/m

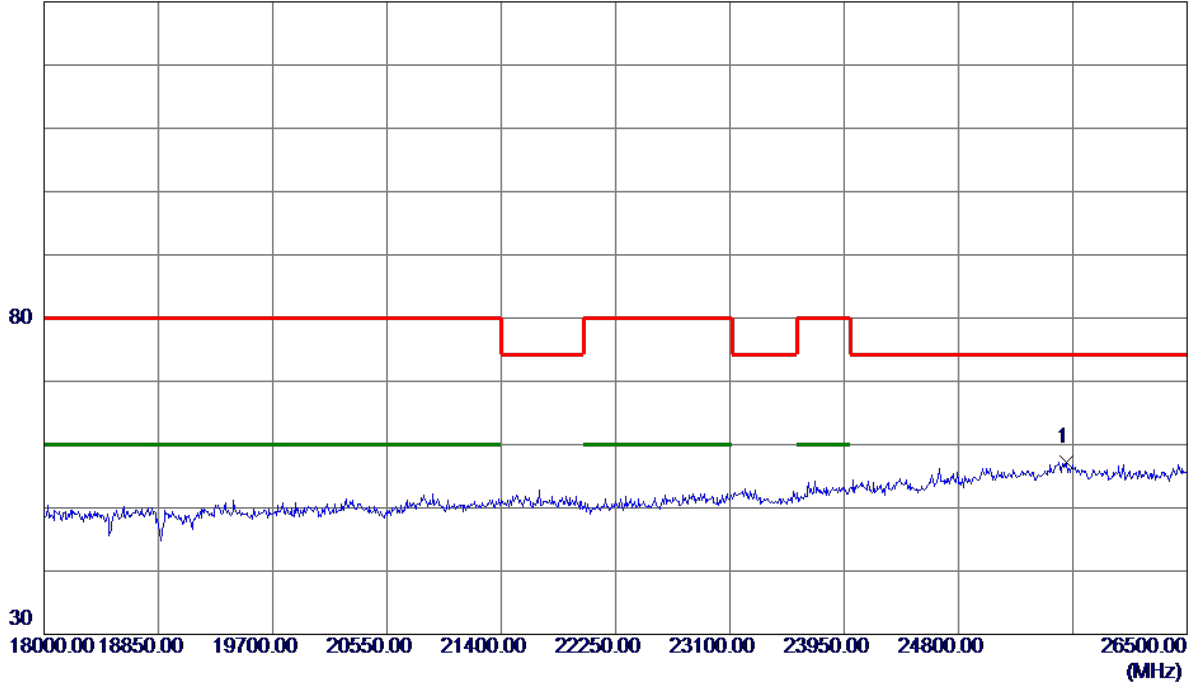


No.	Freq. MHz	Reading Level dBuV/m	Correct Factor dB	Measure ment dBuV/m	Limit dBuV/m	Margin dB	Detector	Comment
1 *	17872.5000	36.17	17.38	53.55	80.00	-26.45	Peak	

Orthogonal Axis :	X
Test Mode :	UNII-2A/ TX N40 Mode 5270MHz

**Vertical**

130 dBuV/m

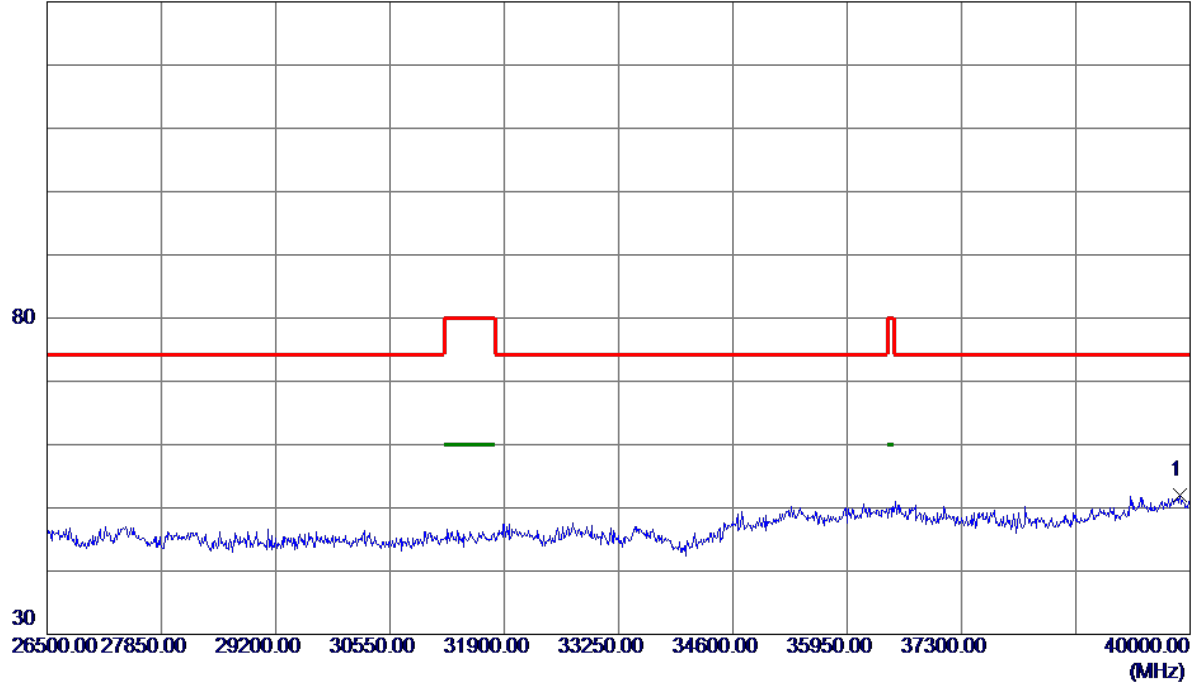


No.	Freq. MHz	Reading Level dBuV/m	Correct Factor dB	Measure ment dBuV/m	Limit dBuV/m	Margin dB	Detector	Comment
1 *	25599.0000	39.96	17.21	57.17	74.30	-17.13	Peak	

Orthogonal Axis :	X
Test Mode :	UNII-2A/ TX N40 Mode 5270MHz

**Vertical**

130 dBuV/m

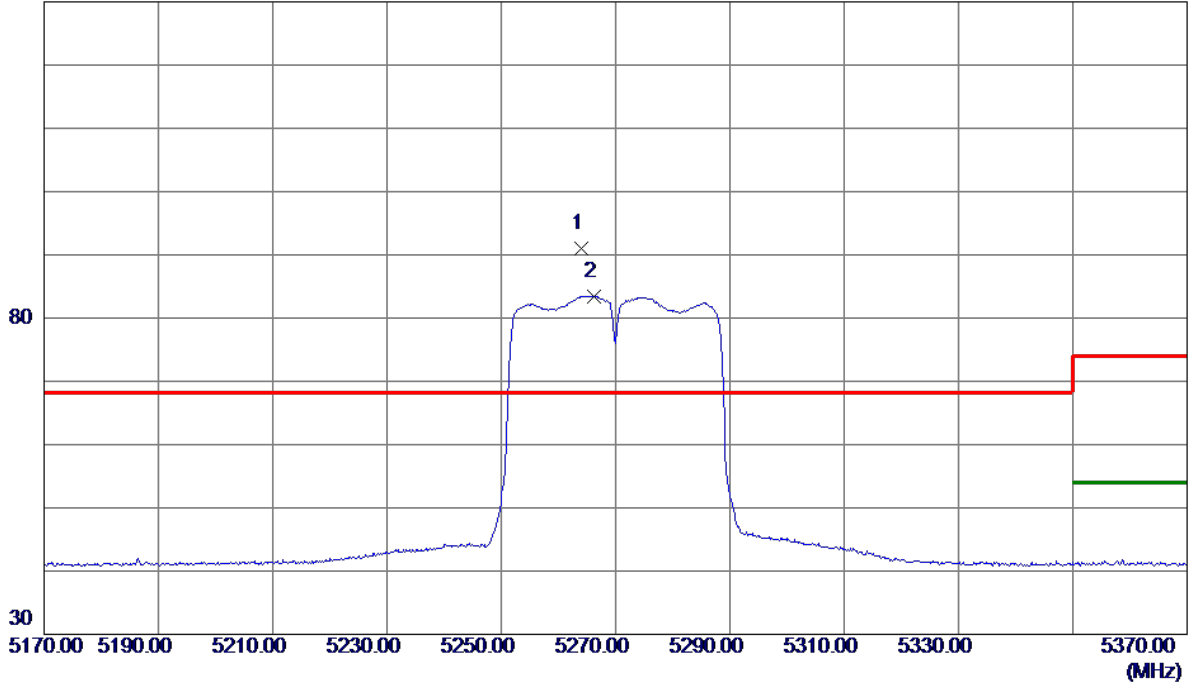


No.	Freq. MHz	Reading Level dBuV/m	Correct Factor dB	Measure ment dBuV/m	Limit dBuV/m	Margin dB	Detector	Comment
1 *	39878.5000	36.53	15.54	52.07	74.30	-22.23	Peak	

Orthogonal Axis :	X
Test Mode :	UNII-2A/ TX N40 Mode 5270MHz

**Horizontal**

130 dBuV/m

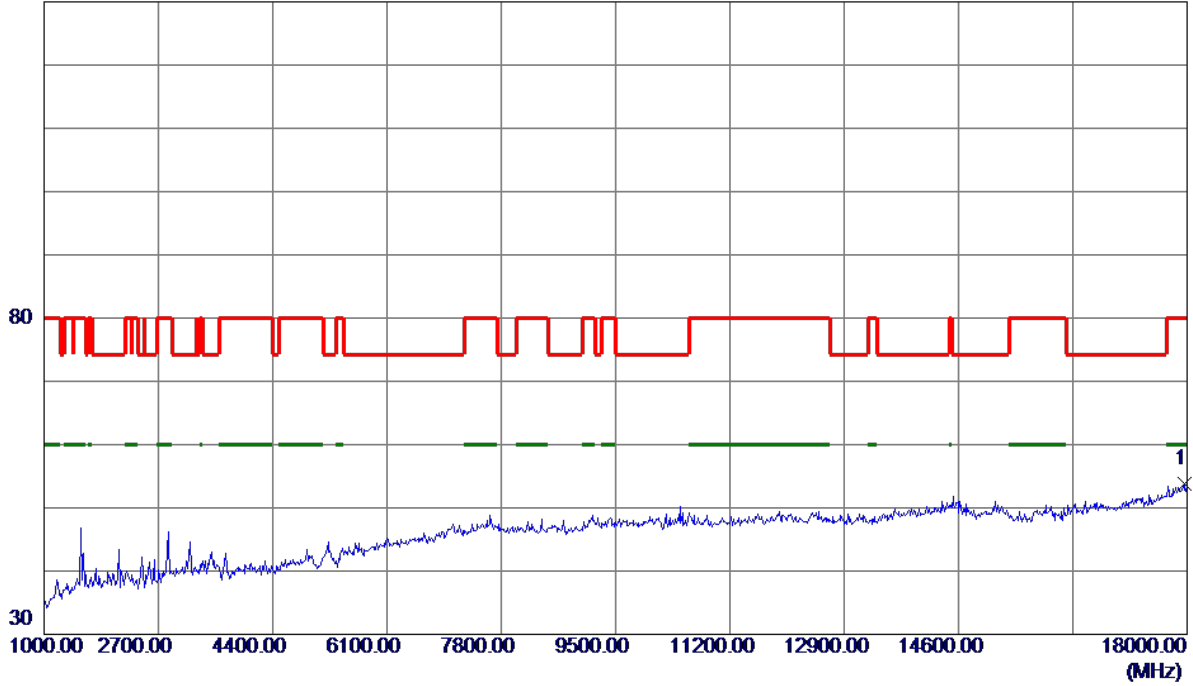


No.	Freq. MHz	Reading Level dBuV/m	Correct Factor dB	Measure ment dBuV/m	Limit dBuV/m	Margin dB	Detector	Comment
1 *	5263.9000	76.28	14.63	90.91	68.30	22.61	Peak	No Limit
2	5266.2000	68.85	14.63	83.48	999.00	-915.52	AVG	No Limit

Orthogonal Axis :	X
Test Mode :	UNII-2A/ TX N40 Mode 5270MHz

**Horizontal**

130 dBuV/m



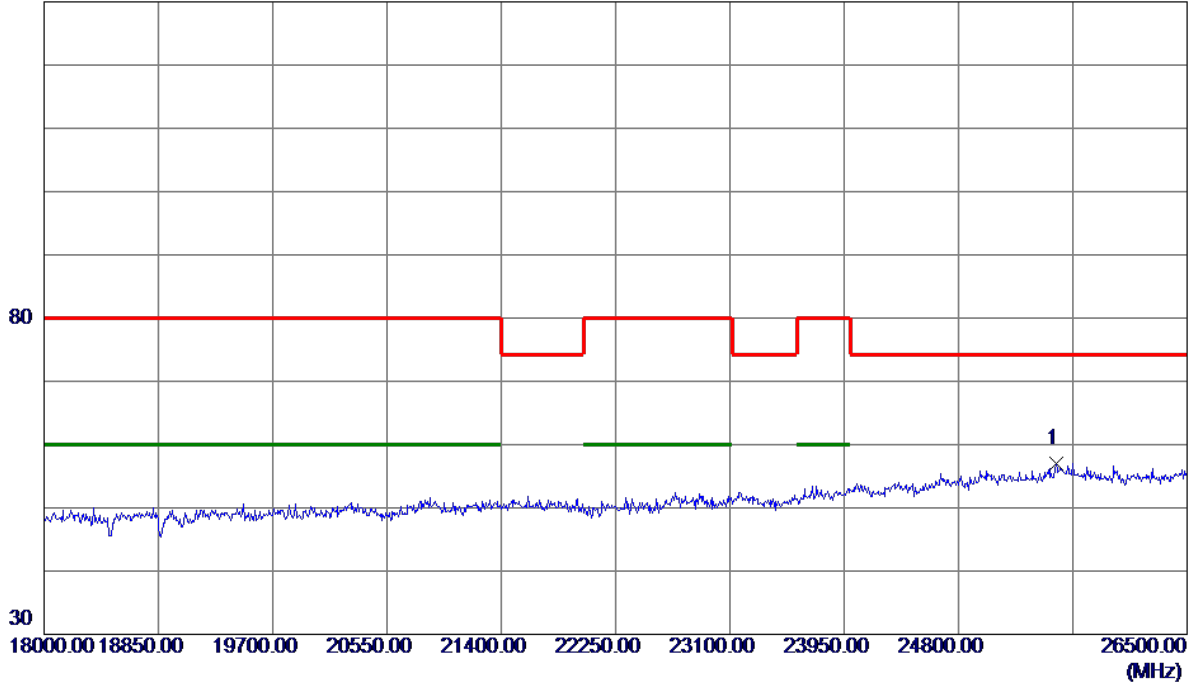
No.	Freq. MHz	Reading Level dBuV/m	Correct Factor dB	Measure ment dBuV/m	Limit dBuV/m	Margin dB	Detector	Comment
1 *	17966.0000	36.12	17.67	53.79	80.00	-26.21	Peak	



Orthogonal Axis :	X
Test Mode :	UNII-2A/ TX N40 Mode 5270MHz

**Horizontal**

130 dBuV/m

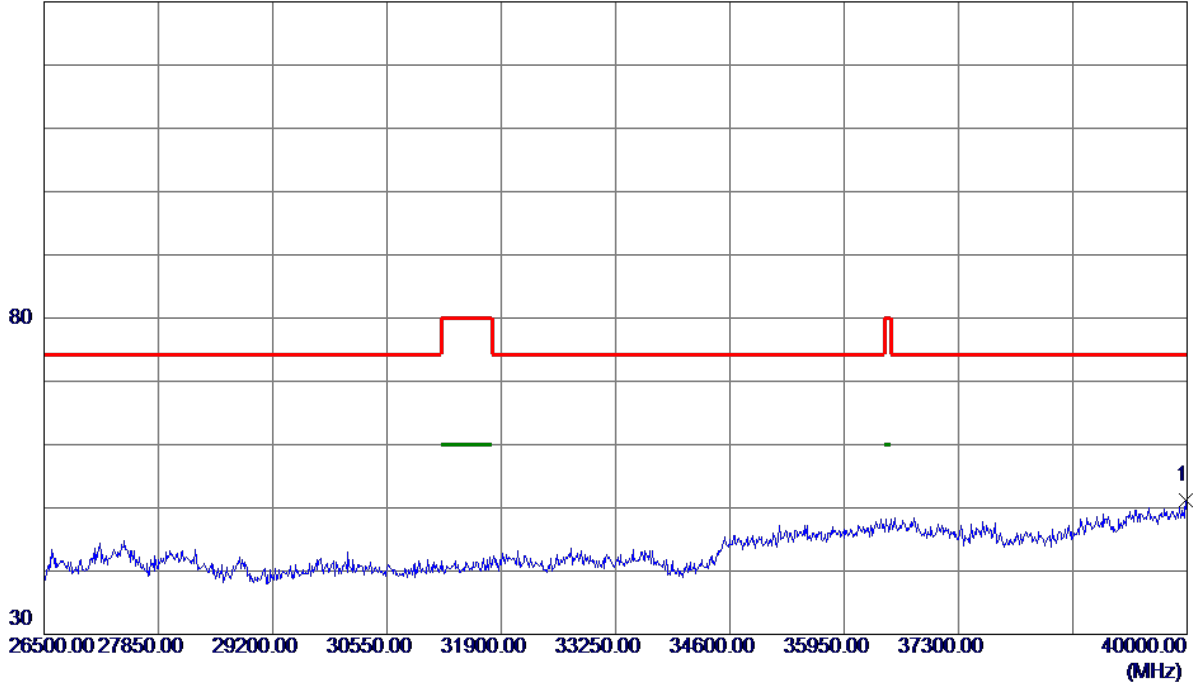


No.	Freq. MHz	Reading Level dBuV/m	Correct Factor dB	Measure ment dBuV/m	Limit dBuV/m	Margin dB	Detector	Comment
1 *	25526.7500	39.76	17.29	57.05	74.30	-17.25	Peak	

Orthogonal Axis :	X
Test Mode :	UNII-2A/ TX N40 Mode 5270MHz

**Horizontal**

130 dBuV/m

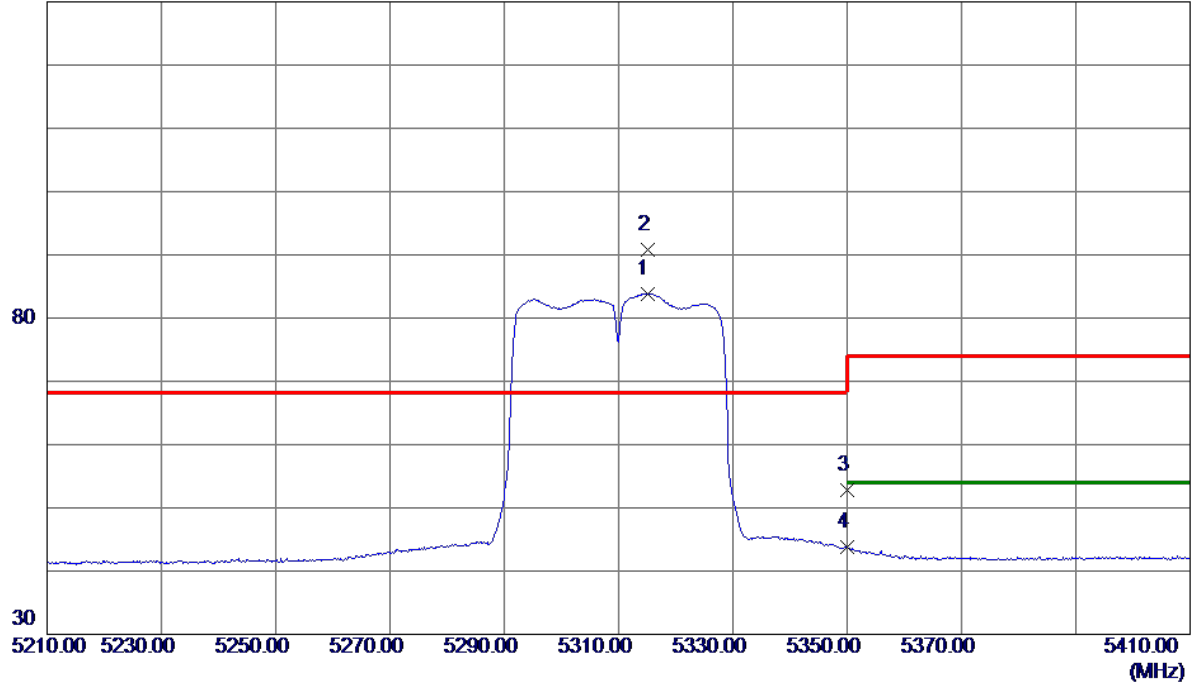


No.	Freq. MHz	Reading Level dBuV/m	Correct Factor dB	Measure ment dBuV/m	Limit dBuV/m	Margin dB	Detector	Comment
1 *	39986.5000	35.52	15.61	51.13	74.30	-23.17	Peak	

Orthogonal Axis :	X
Test Mode :	UNII-2A/ TX N40 Mode 5310MHz

**Vertical**

130 dBuV/m

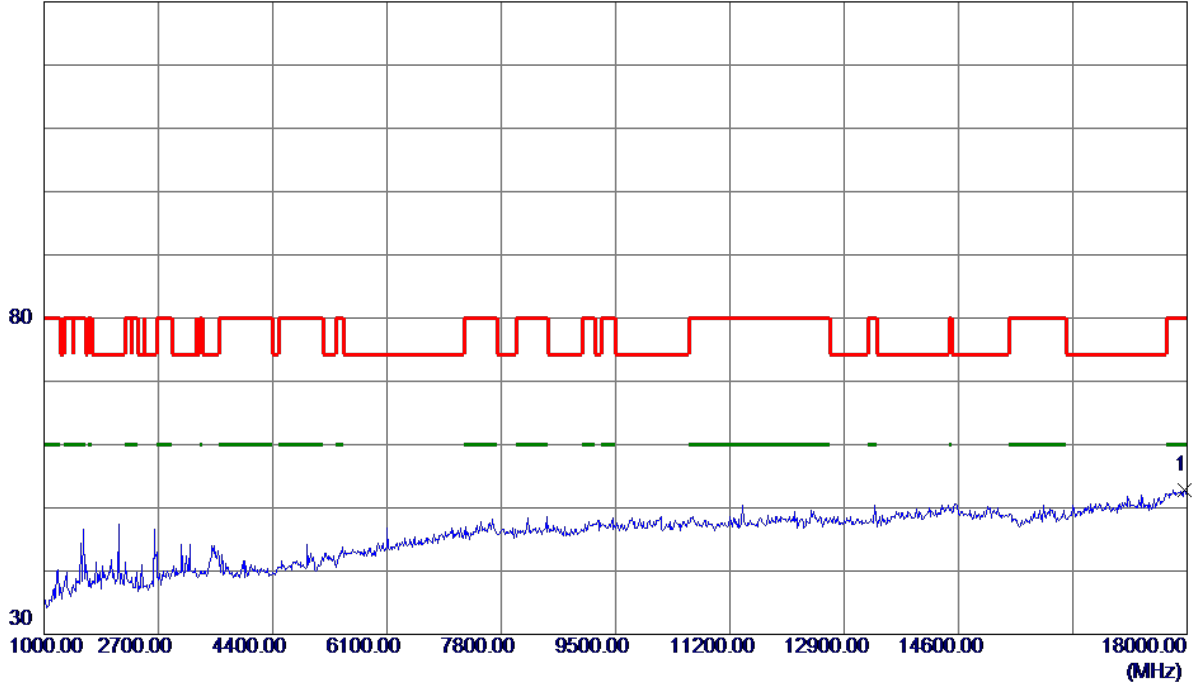


No.	Freq. MHz	Reading Level dBuV/m	Correct Factor dB	Measure ment dBuV/m	Limit dBuV/m	Margin dB	Detector	Comment
1	5315.0000	69.09	14.77	83.86	999.00	-915.14	AVG	No Limit
2 *	5315.1000	75.97	14.77	90.74	68.30	22.44	Peak	No Limit
3	5350.0000	37.95	14.86	52.81	74.00	-21.19	Peak	
4	5350.0000	28.87	14.86	43.73	999.00	-955.27	AVG	

Orthogonal Axis :	X
Test Mode :	UNII-2A/ TX N40 Mode 5310MHz

**Vertical**

130 dBuV/m

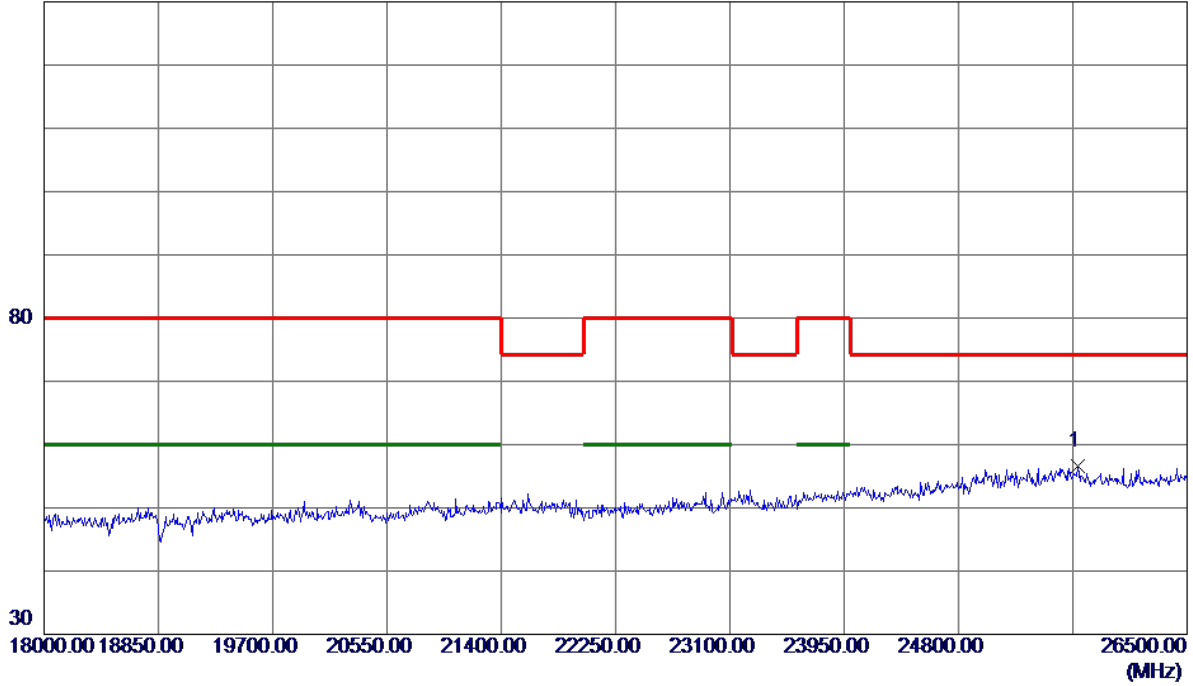


No.	Freq. MHz	Reading Level dBuV/m	Correct Factor dB	Measure ment dBuV/m	Limit dBuV/m	Margin dB	Detector	Comment
1 *	17966.0000	35.20	17.67	52.87	80.00	-27.13	Peak	

Orthogonal Axis :	X
Test Mode :	UNII-2A/ TX N40 Mode 5310MHz

**Vertical**

130 dBuV/m

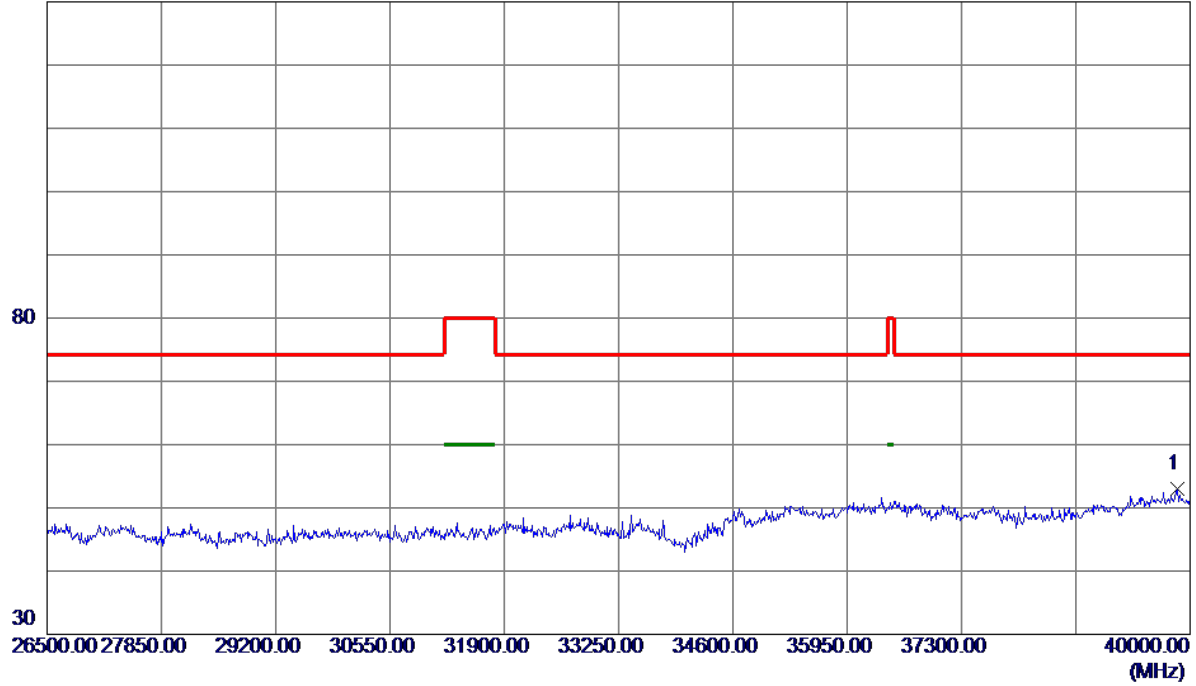


No.	Freq. MHz	Reading Level dBuV/m	Correct Factor dB	Measure ment dBuV/m	Limit dBuV/m	Margin dB	Detector	Comment
1 *	25688.2500	39.42	17.11	56.53	74.30	-17.77	Peak	

Orthogonal Axis :	X
Test Mode :	UNII-2A/ TX N40 Mode 5310MHz

**Vertical**

130 dBuV/m

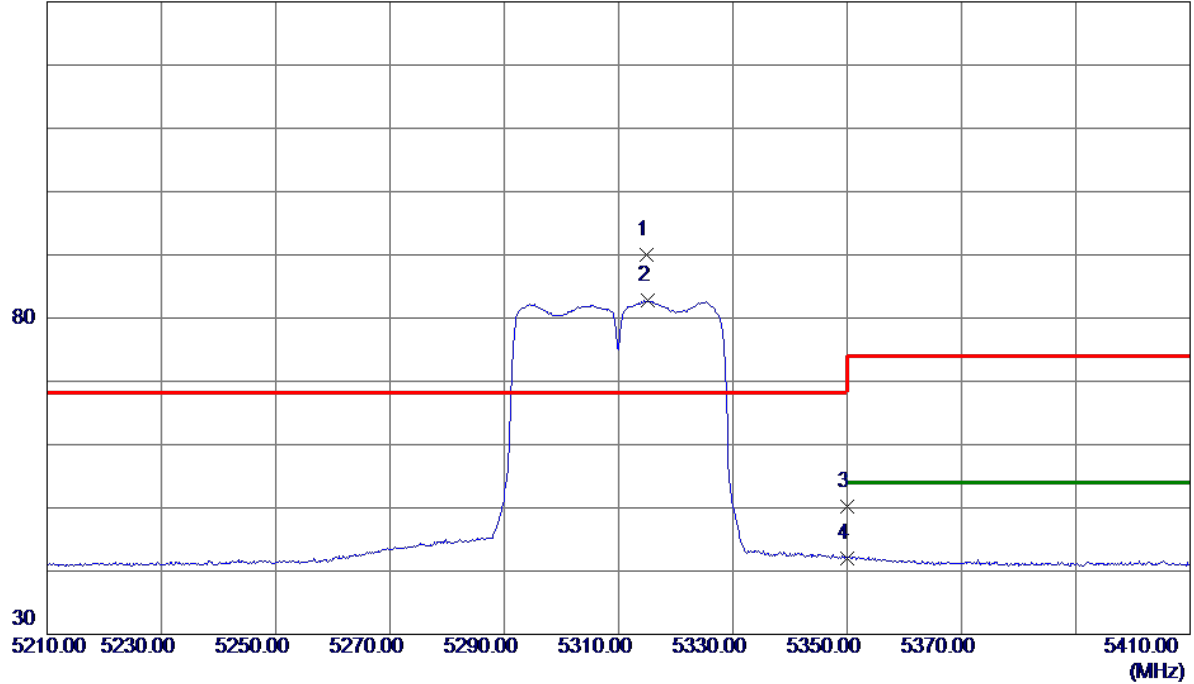


No.	Freq. MHz	Reading Level dBuV/m	Correct Factor dB	Measure ment dBuV/m	Limit dBuV/m	Margin dB	Detector	Comment
1 *	39844.7500	37.49	15.52	53.01	74.30	-21.29	Peak	

Orthogonal Axis :	X
Test Mode :	UNII-2A/ TX N40 Mode 5310MHz

**Horizontal**

130 dBuV/m

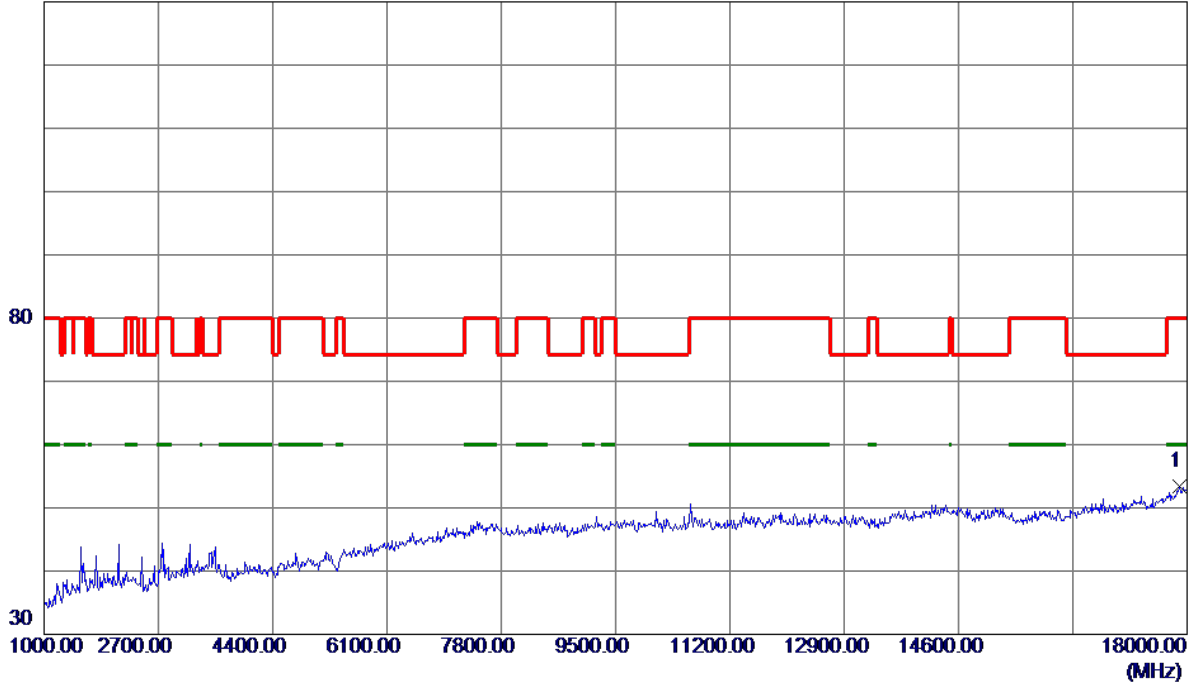


No.	Freq. MHz	Reading Level dBuV/m	Correct Factor dB	Measure ment dBuV/m	Limit dBuV/m	Margin dB	Detector	Comment
1 *	5314.8000	75.13	14.77	89.90	68.30	21.60	Peak	No Limit
2	5315.1000	68.11	14.77	82.88	999.00	-916.12	AVG	No Limit
3	5350.0000	35.36	14.86	50.22	74.00	-23.78	Peak	
4	5350.0000	27.23	14.86	42.09	999.00	-956.91	AVG	

Orthogonal Axis :	X
Test Mode :	UNII-2A/ TX N40 Mode 5310MHz

**Horizontal**

130 dBuV/m



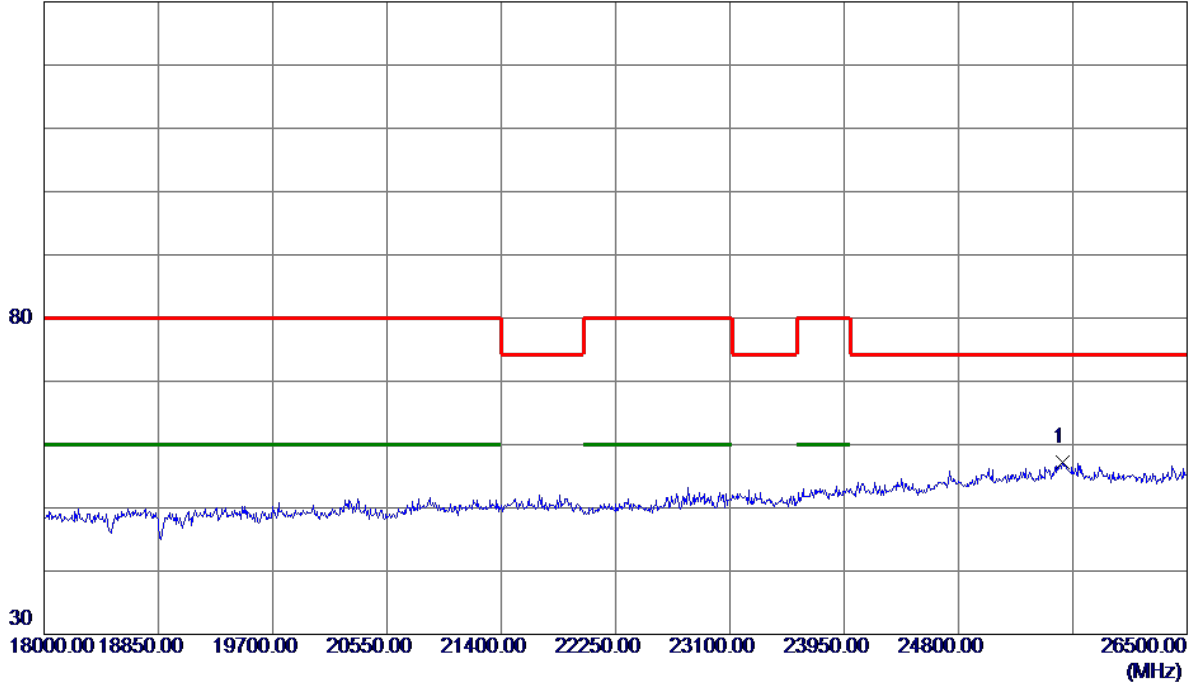
No.	Freq. MHz	Reading Level dBuV/m	Correct Factor dB	Measure ment dBuV/m	Limit dBuV/m	Margin dB	Detector	Comment
1 *	17889.5000	35.88	17.44	53.32	80.00	-26.68	Peak	



Orthogonal Axis :	X
Test Mode :	UNII-2A/ TX N40 Mode 5310MHz

**Horizontal**

130 dBuV/m



No.	Freq. MHz	Reading Level dBuV/m	Correct Factor dB	Measure ment dBuV/m	Limit dBuV/m	Margin dB	Detector	Comment
1 *	25577.7500	40.05	17.24	57.29	74.30	-17.01	Peak	

Orthogonal Axis :	X
Test Mode :	UNII-2A/ TX N40 Mode 5310MHz

**Horizontal**

130 dBuV/m

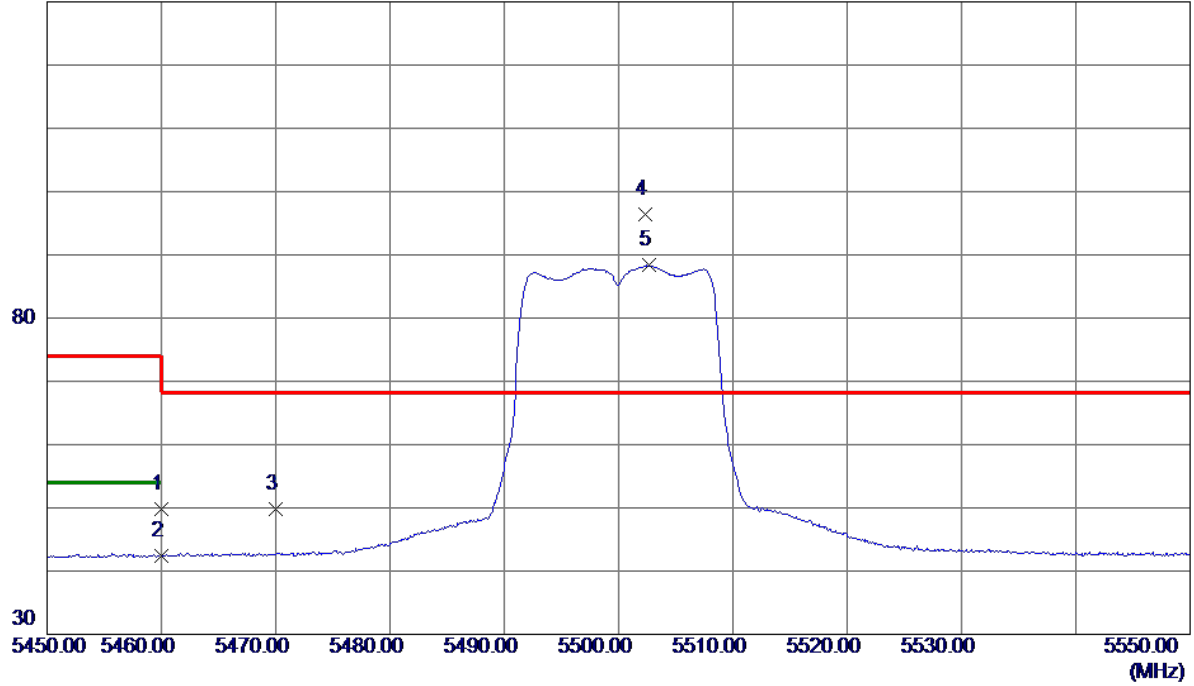


No.	Freq. MHz	Reading Level dBuV/m	Correct Factor dB	Measure ment dBuV/m	Limit dBuV/m	Margin dB	Detector	Comment
1 *	39898.7500	34.71	15.56	50.27	74.30	-24.03	Peak	

Orthogonal Axis :	X
Test Mode :	UNII-2C/ TX A Mode 5500 MHz

**Vertical**

130 dBuV/m

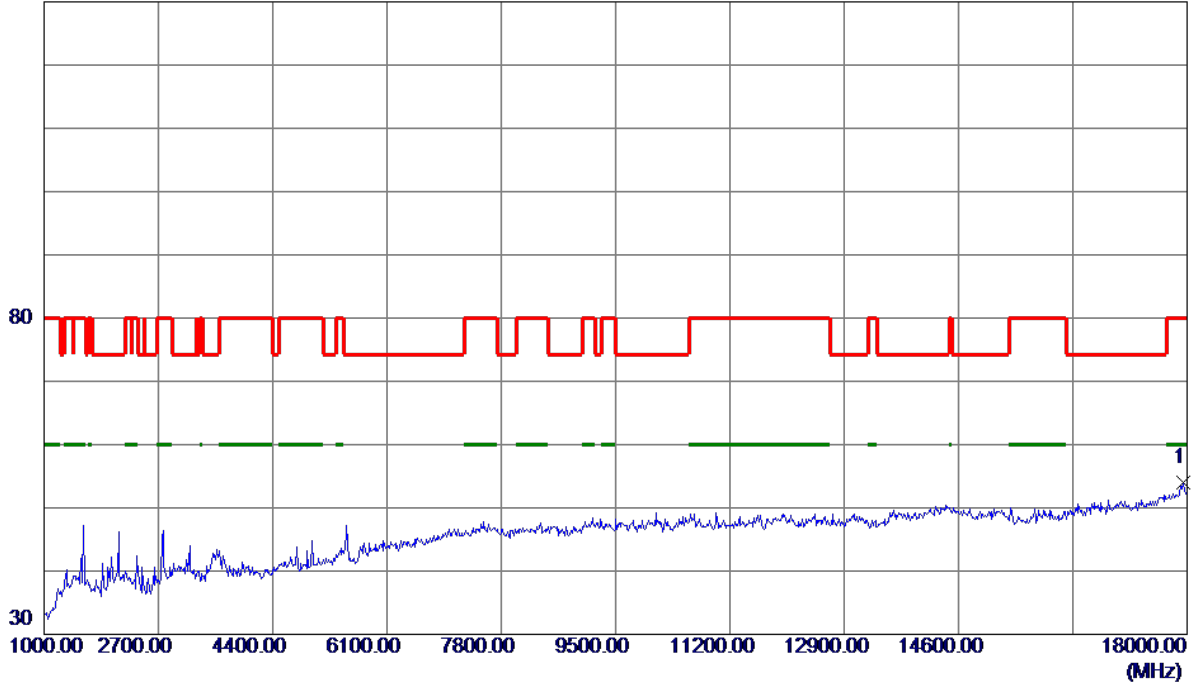


No.	Freq. MHz	Reading Level dBuV/m	Correct Factor dB	Measure ment dBuV/m	Limit dBuV/m	Margin dB	Detector	Comment
1	5460.0000	34.64	15.16	49.80	74.00	-24.20	Peak	
2	5460.0000	27.21	15.16	42.37	54.00	-11.63	AVG	
3	5470.0000	34.62	15.19	49.81	68.30	-18.49	Peak	
4 *	5502.3500	81.09	15.28	96.37	68.30	28.07	Peak	No Limit
5	5502.6500	73.05	15.28	88.33	999.00	-910.67	AVG	No Limit

Orthogonal Axis :	X
Test Mode :	UNII-2C/ TX A Mode 5500 MHz

**Vertical**

130 dBuV/m

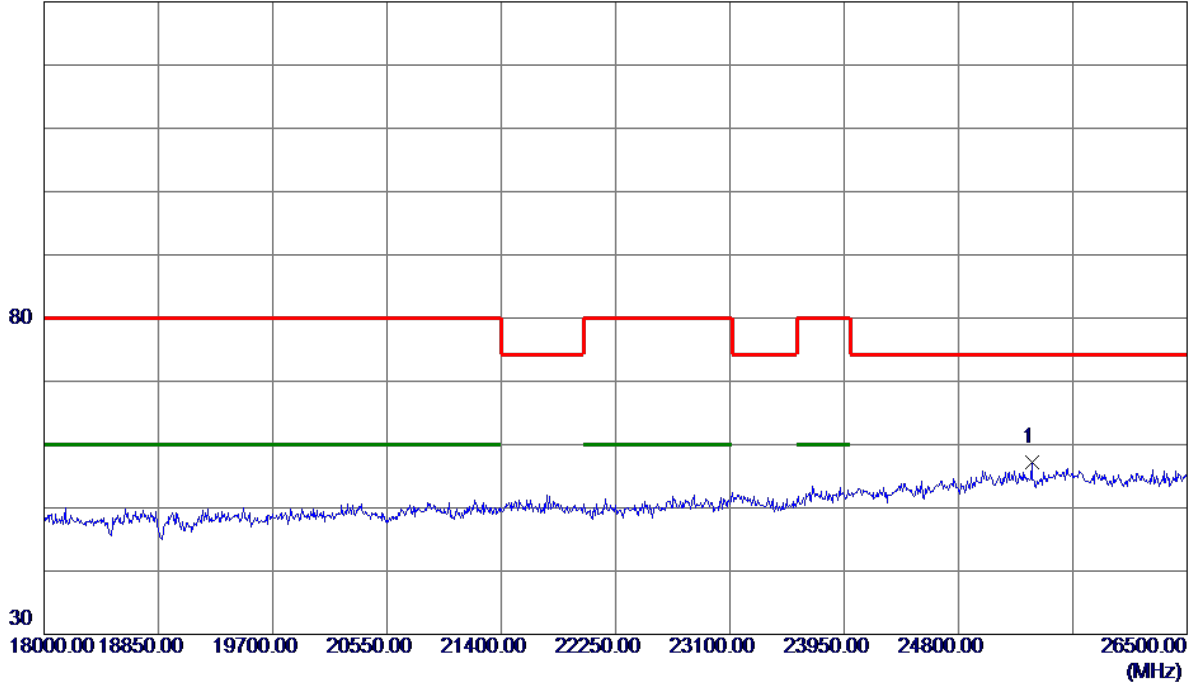


No.	Freq. MHz	Reading Level dBuV/m	Correct Factor dB	Measure ment dBuV/m	Limit dBuV/m	Margin dB	Detector	Comment
1 *	17940.5000	36.33	17.59	53.92	80.00	-26.08	Peak	

Orthogonal Axis :	X
Test Mode :	UNII-2C/ TX A Mode 5500 MHz

**Vertical**

130 dBuV/m

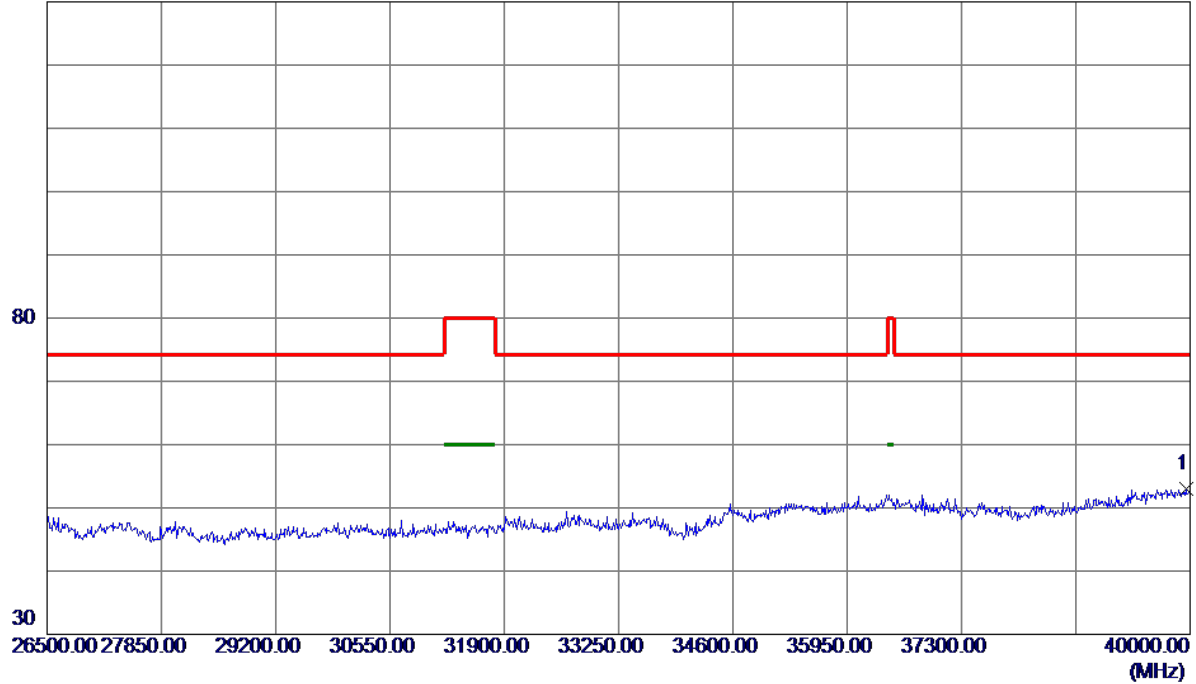


No.	Freq. MHz	Reading Level dBuV/m	Correct Factor dB	Measure ment dBuV/m	Limit dBuV/m	Margin dB	Detector	Comment
1 *	25348.2500	39.92	17.24	57.16	74.30	-17.14	Peak	

Orthogonal Axis :	X
Test Mode :	UNII-2C/ TX A Mode 5500 MHz

**Vertical**

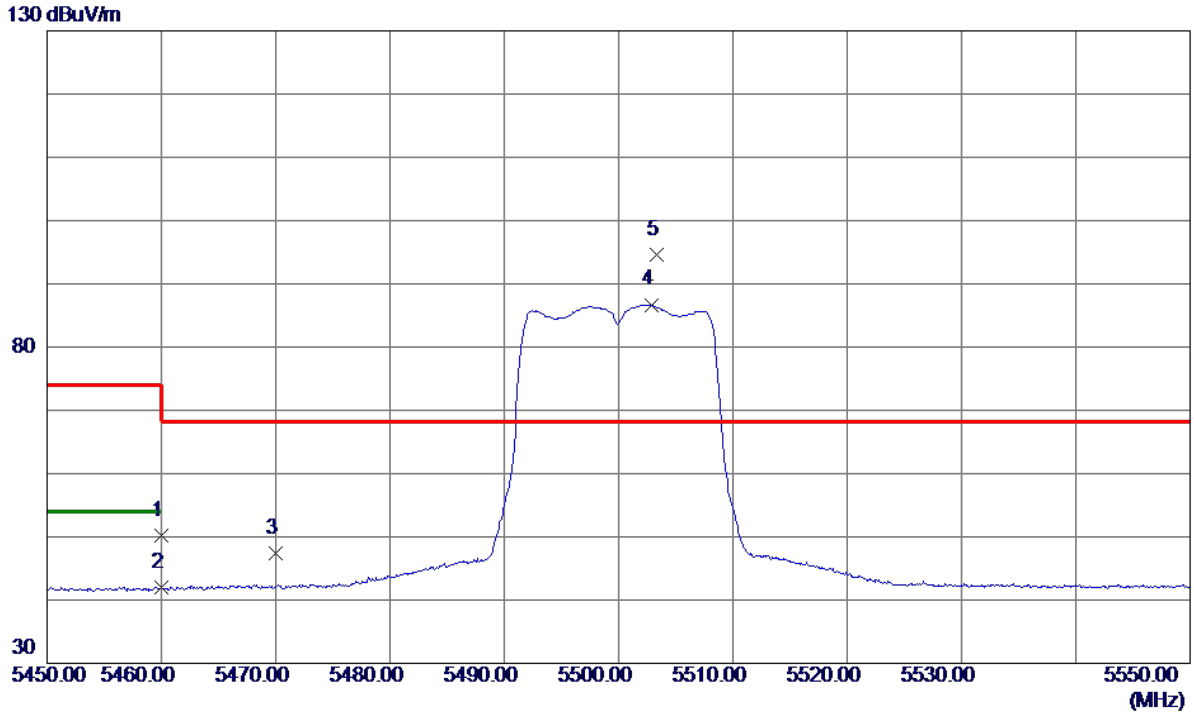
130 dBuV/m



No.	Freq. MHz	Reading Level dBuV/m	Correct Factor dB	Measure ment dBuV/m	Limit dBuV/m	Margin dB	Detector	Comment
1 *	39952.7500	37.37	15.59	52.96	74.30	-21.34	Peak	

Orthogonal Axis :	X
Test Mode :	UNII-2C/ TX A Mode 5500 MHz

Horizontal

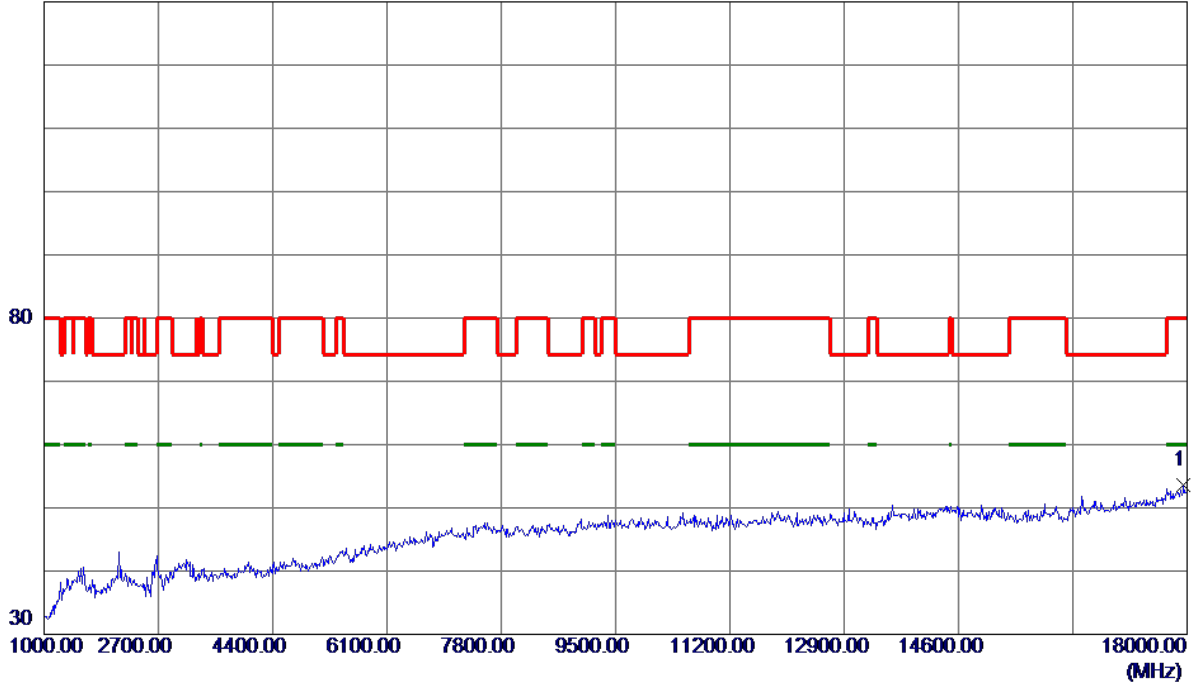


No.	Freq. MHz	Reading Level dBuV/m	Correct Factor dB	Measure ment dBuV/m	Limit dBuV/m	Margin dB	Detector	Comment
1	5460.0000	35.03	15.16	50.19	74.00	-23.81	Peak	
2	5460.0000	26.82	15.16	41.98	54.00	-12.02	AVG	
3	5470.0000	32.26	15.19	47.45	68.30	-20.85	Peak	
4	5502.8500	71.42	15.28	86.70	999.00	-912.30	AVG	No Limit
5 *	5503.3000	79.36	15.28	94.64	68.30	26.34	Peak	No Limit

Orthogonal Axis :	X
Test Mode :	UNII-2C/ TX A Mode 5500 MHz

**Horizontal**

130 dBuV/m



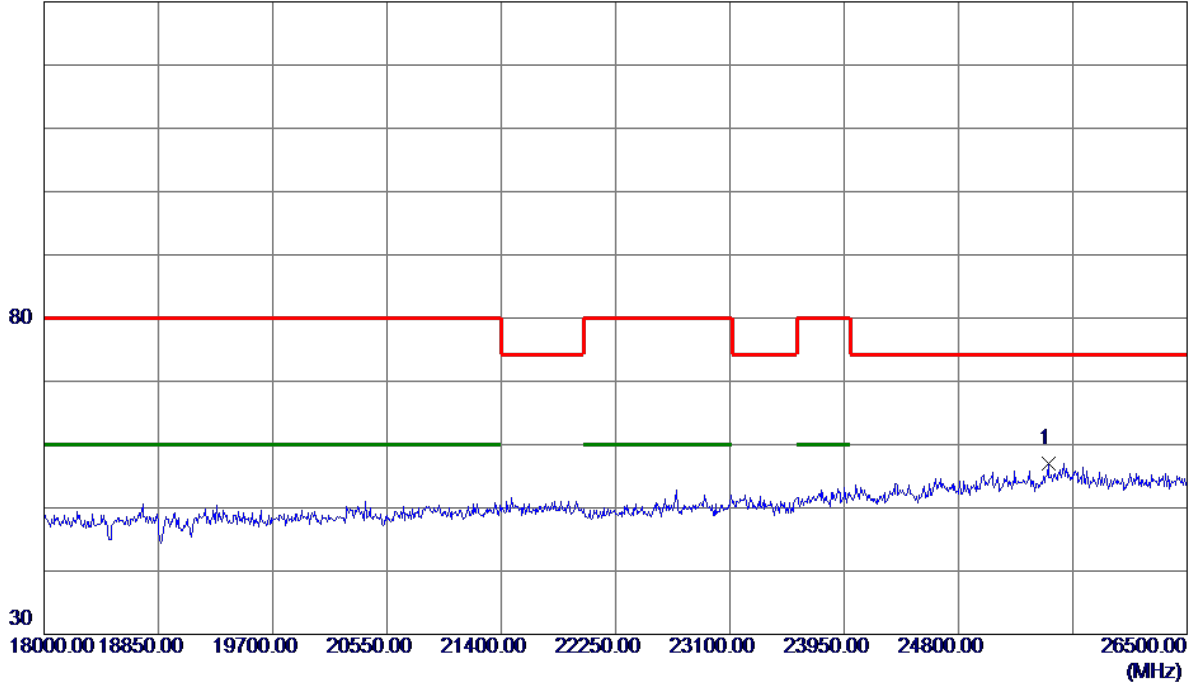
No.	Freq. MHz	Reading Level dBuV/m	Correct Factor dB	Measure ment dBuV/m	Limit dBuV/m	Margin dB	Detector	Comment
1 *	17949.0000	35.99	17.62	53.61	80.00	-26.39	Peak	



Orthogonal Axis :	X
Test Mode :	UNII-2C/ TX A Mode 5500 MHz

**Horizontal**

130 dBuV/m

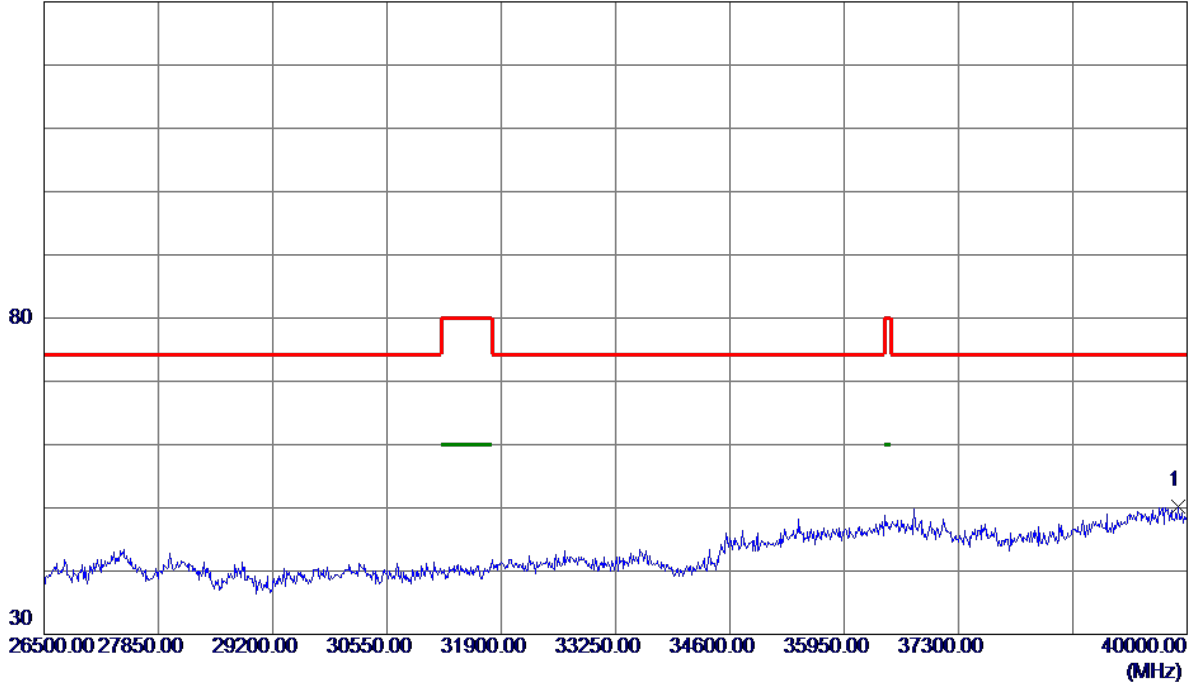


No.	Freq. MHz	Reading Level dBuV/m	Correct Factor dB	Measure ment dBuV/m	Limit dBuV/m	Margin dB	Detector	Comment
1 *	25467.2500	39.65	17.31	56.96	74.30	-17.34	Peak	

Orthogonal Axis :	X
Test Mode :	UNII-2C/ TX A Mode 5500 MHz

**Horizontal**

130 dBuV/m

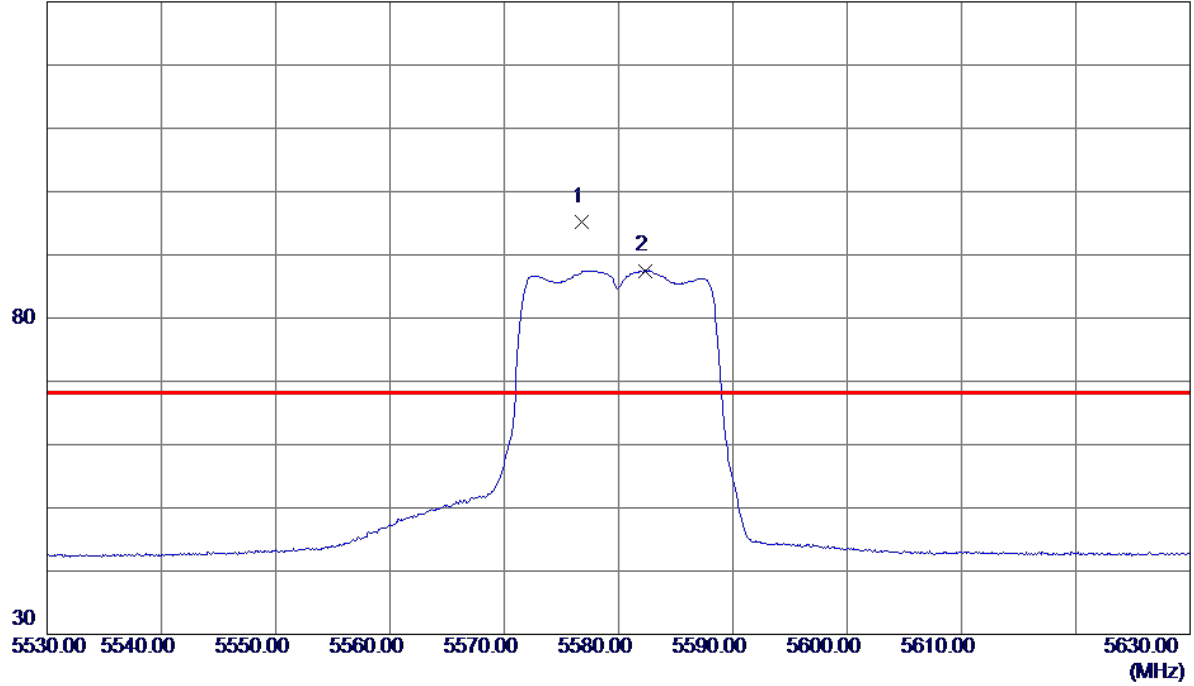


No.	Freq. MHz	Reading Level dBuV/m	Correct Factor dB	Measure ment dBuV/m	Limit dBuV/m	Margin dB	Detector	Comment
1 *	39892.0000	34.75	15.55	50.30	74.30	-24.00	Peak	

Orthogonal Axis :	X
Test Mode :	UNII-2C/ TX A Mode 5580 MHz

**Vertical**

130 dBuV/m

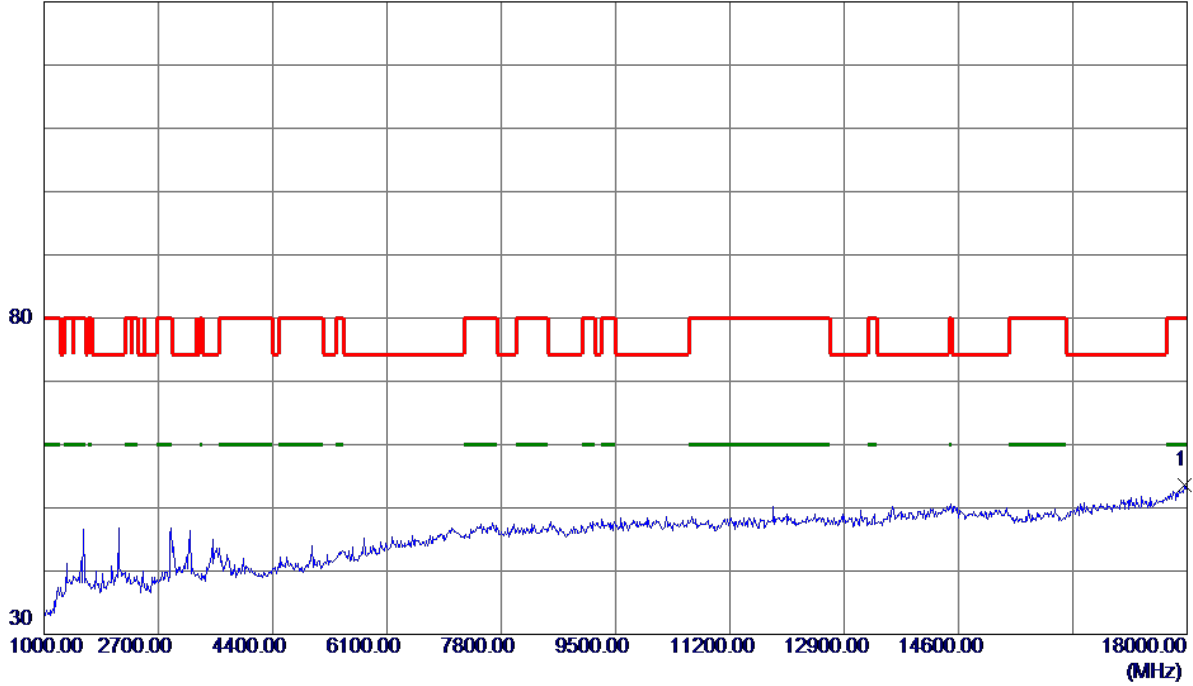


No.	Freq. MHz	Reading Level dBuV/m	Correct Factor dB	Measure ment dBuV/m	Limit dBuV/m	Margin dB	Detector	Comment
1 *	5576.8000	79.73	15.52	95.25	68.30	26.95	Peak	No Limit
2	5582.3500	71.96	15.54	87.50	999.00	-911.50	AVG	No Limit

Orthogonal Axis :	X
Test Mode :	UNII-2C/ TX A Mode 5580 MHz

**Vertical**

130 dBuV/m

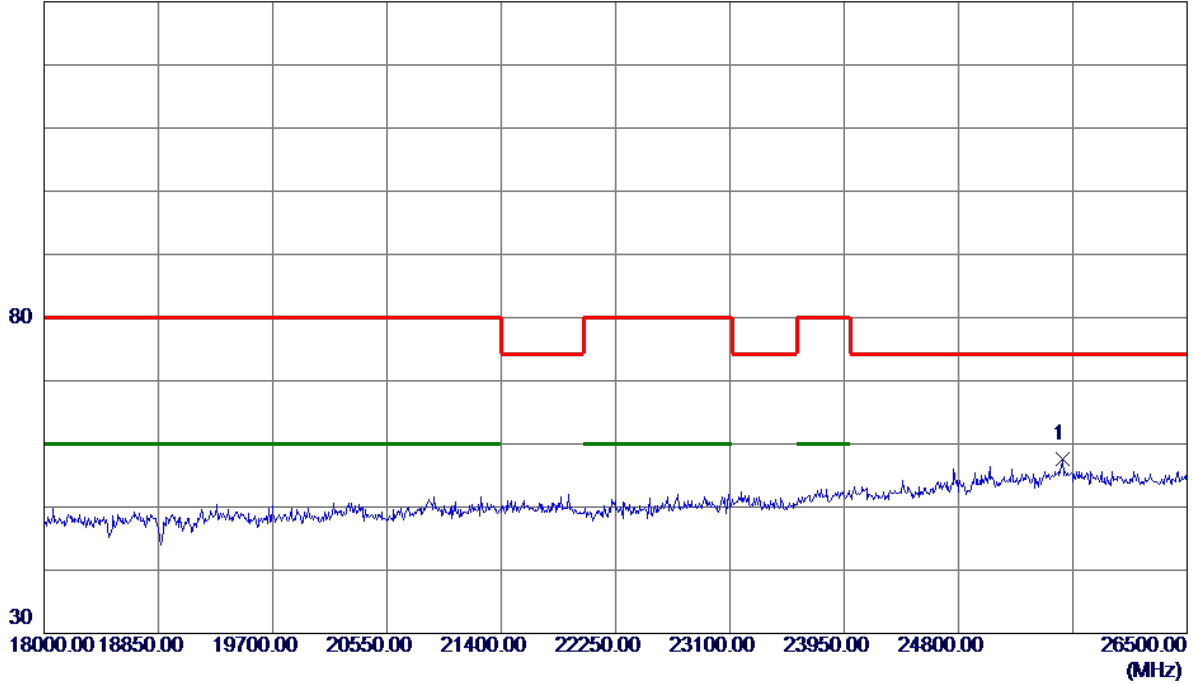


No.	Freq. MHz	Reading Level dBuV/m	Correct Factor dB	Measure ment dBuV/m	Limit dBuV/m	Margin dB	Detector	Comment
1 *	17957.5000	35.89	17.64	53.53	80.00	-26.47	Peak	

Orthogonal Axis :	X
Test Mode :	UNII-2C/ TX A Mode 5580 MHz

**Vertical**

130 dBuV/m

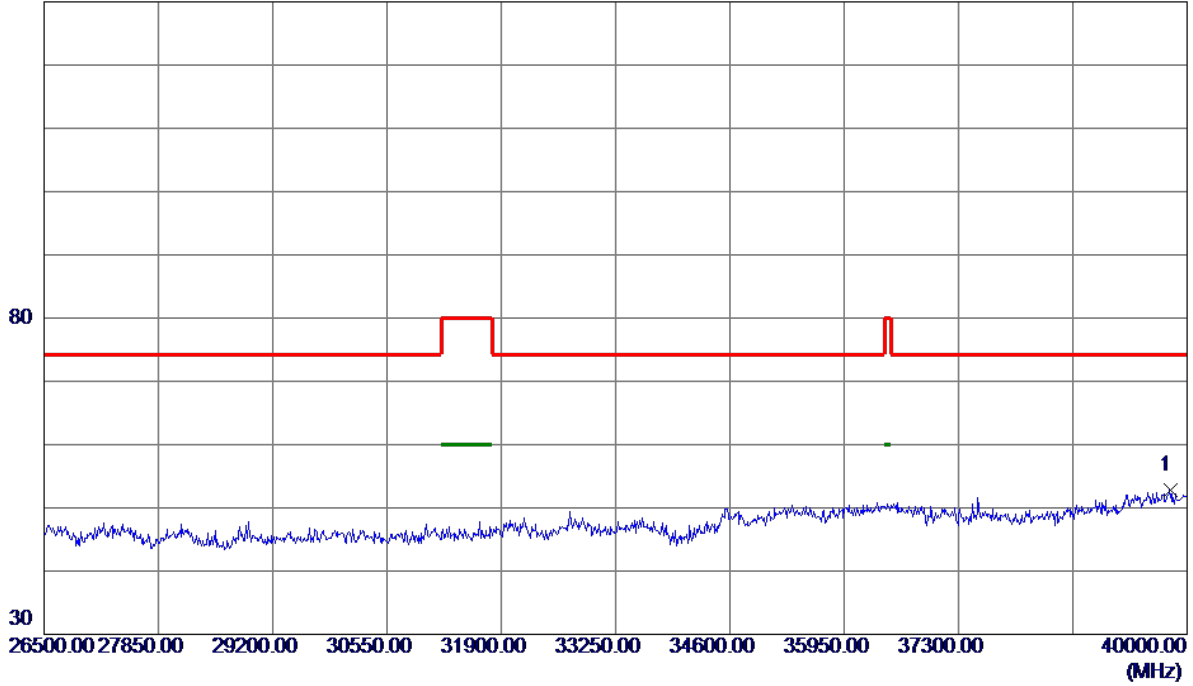


No.	Freq. MHz	Reading Level dBuV/m	Correct Factor dB	Measure ment dBuV/m	Limit dBuV/m	Margin dB	Detector	Comment
1 *	25573.5000	40.43	17.24	57.67	74.30	-16.63	Peak	

Orthogonal Axis :	X
Test Mode :	UNII-2C/ TX A Mode 5580 MHz

**Vertical**

130 dBuV/m

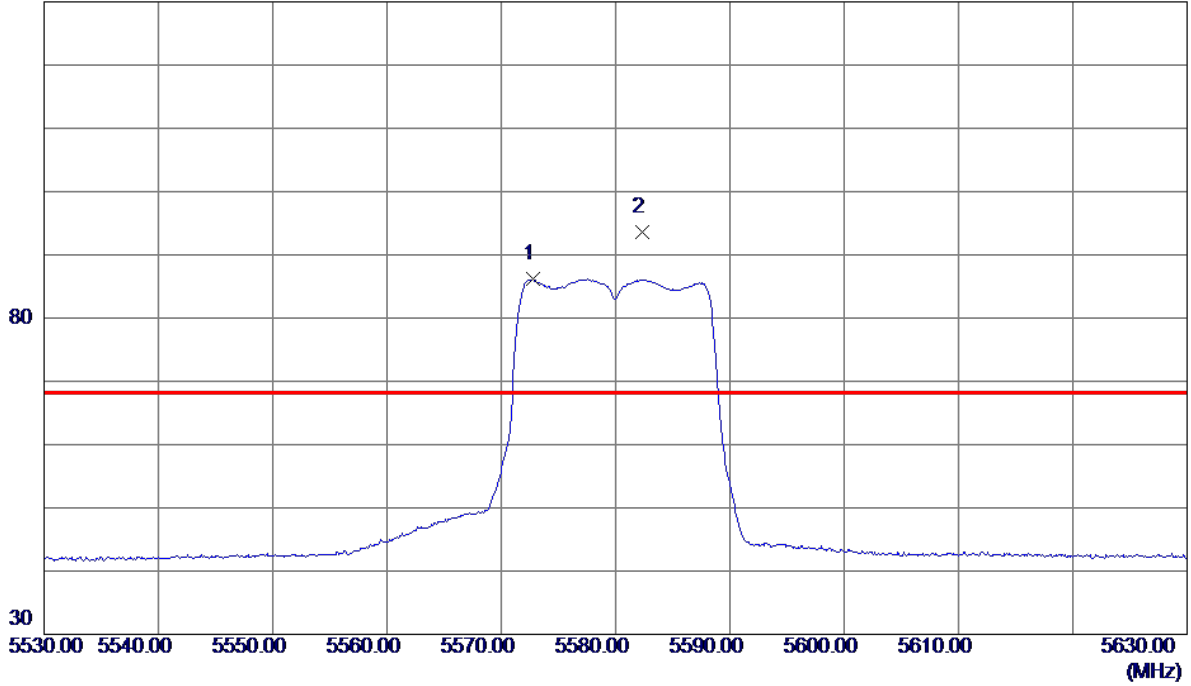


No.	Freq. MHz	Reading Level dBuV/m	Correct Factor dB	Measure ment dBuV/m	Limit dBuV/m	Margin dB	Detector	Comment
1 *	39797.5000	37.24	15.49	52.73	74.30	-21.57	Peak	

Orthogonal Axis :	X
Test Mode :	UNII-2C/ TX A Mode 5580 MHz

**Horizontal**

130 dBuV/m

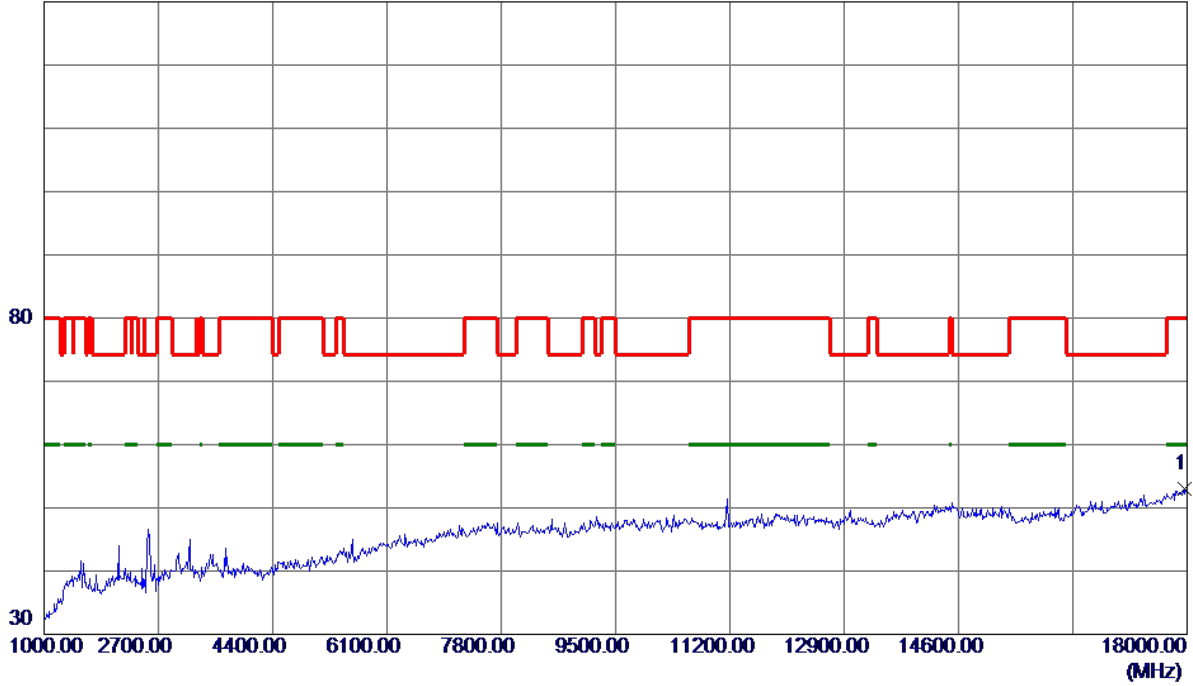


No.	Freq. MHz	Reading Level dBuV/m	Correct Factor dB	Measure ment dBuV/m	Limit dBuV/m	Margin dB	Detector	Comment
1	5572.7500	70.61	15.51	86.12	999.00	-912.88	AVG	No Limit
2 *	5582.3500	78.13	15.54	93.67	68.30	25.37	Peak	No Limit

Orthogonal Axis :	X
Test Mode :	UNII-2C/ TX A Mode 5580 MHz

**Horizontal**

130 dBuV/m



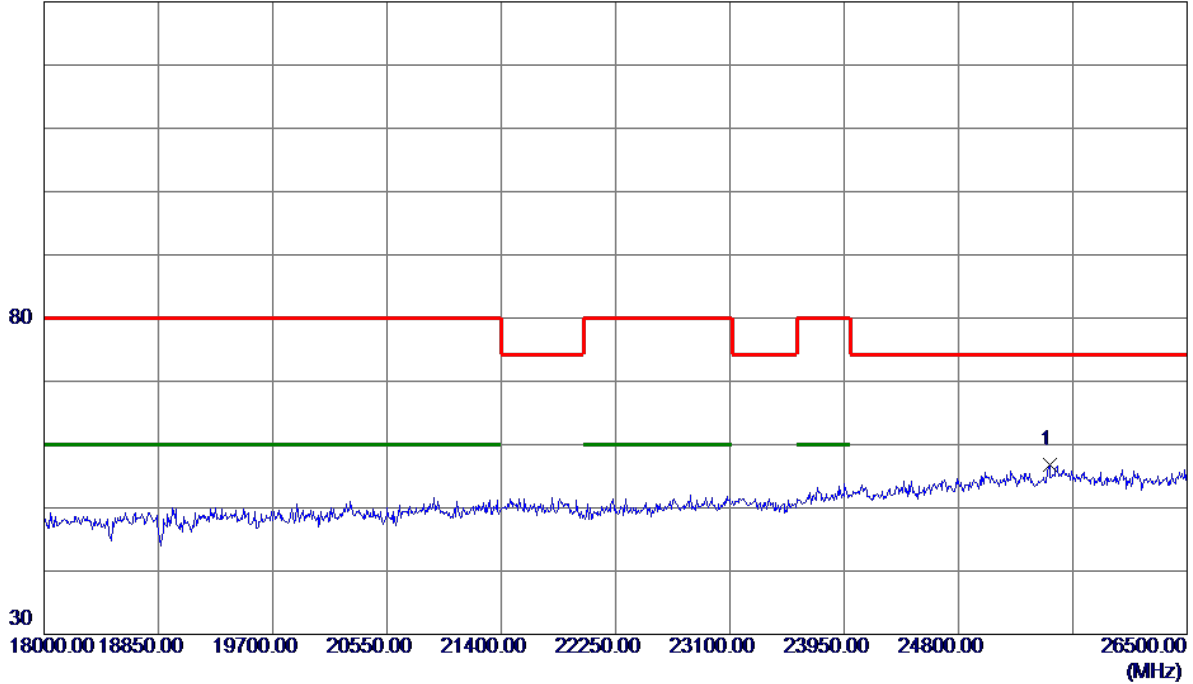
No.	Freq. MHz	Reading Level dBuV/m	Correct Factor dB	Measure ment dBuV/m	Limit dBuV/m	Margin dB	Detector	Comment
1 *	17957.5000	35.32	17.64	52.96	80.00	-27.04	Peak	



Orthogonal Axis :	X
Test Mode :	UNII-2C/ TX A Mode 5580 MHz

**Horizontal**

130 dBuV/m

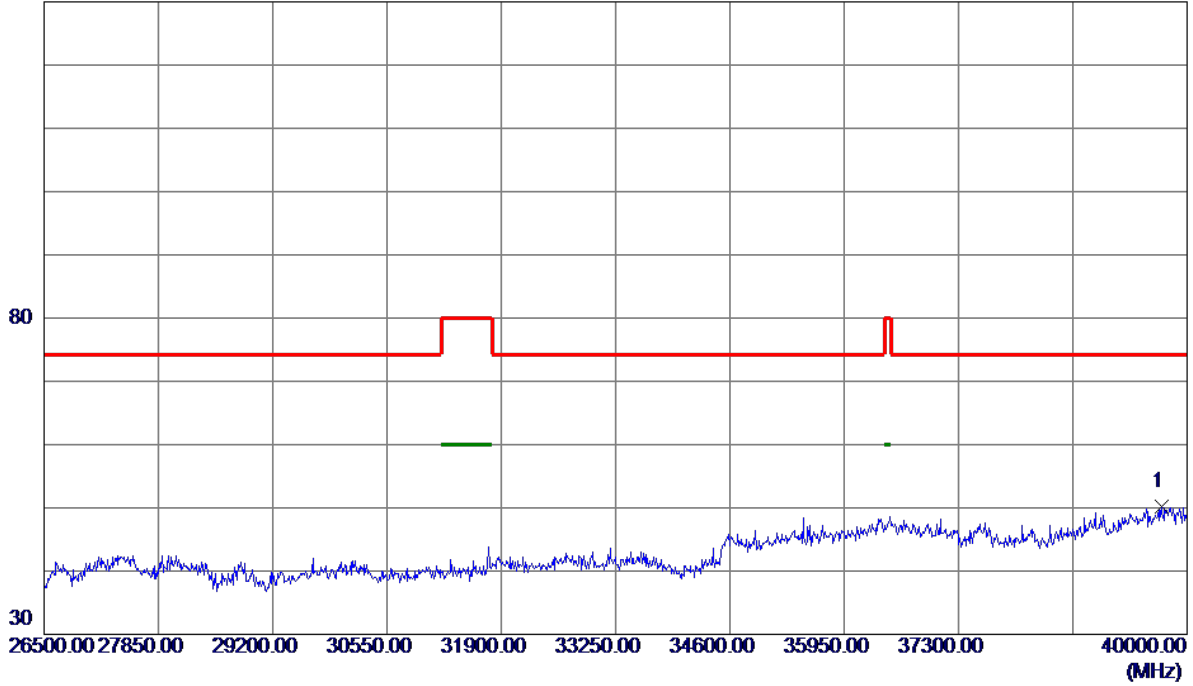


No.	Freq. MHz	Reading Level dBuV/m	Correct Factor dB	Measure ment dBuV/m	Limit dBuV/m	Margin dB	Detector	Comment
1 *	25475.7500	39.45	17.31	56.76	74.30	-17.54	Peak	

Orthogonal Axis :	X
Test Mode :	UNII-2C/ TX A Mode 5580 MHz

**Horizontal**

130 dBuV/m

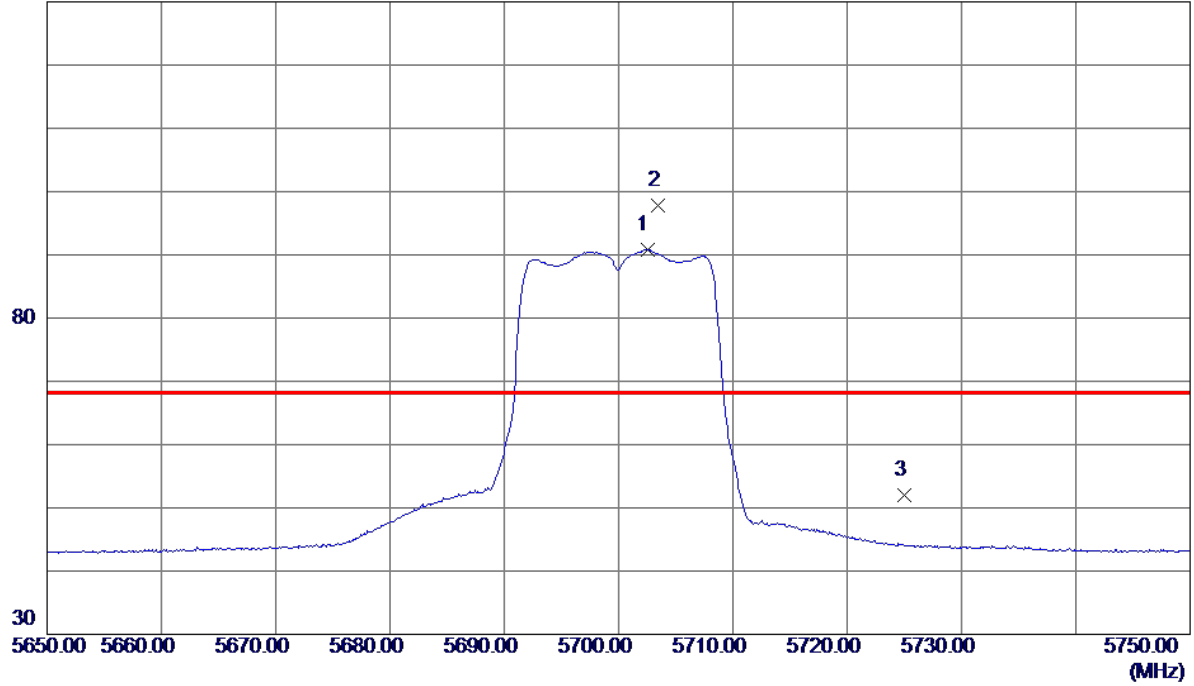


No.	Freq. MHz	Reading Level dBuV/m	Correct Factor dB	Measure ment dBuV/m	Limit dBuV/m	Margin dB	Detector	Comment
1 *	39696.2500	34.81	15.43	50.24	74.30	-24.06	Peak	

Orthogonal Axis :	X
Test Mode :	UNII-2C/ TX A Mode 5700 MHz

**Vertical**

130 dBuV/m

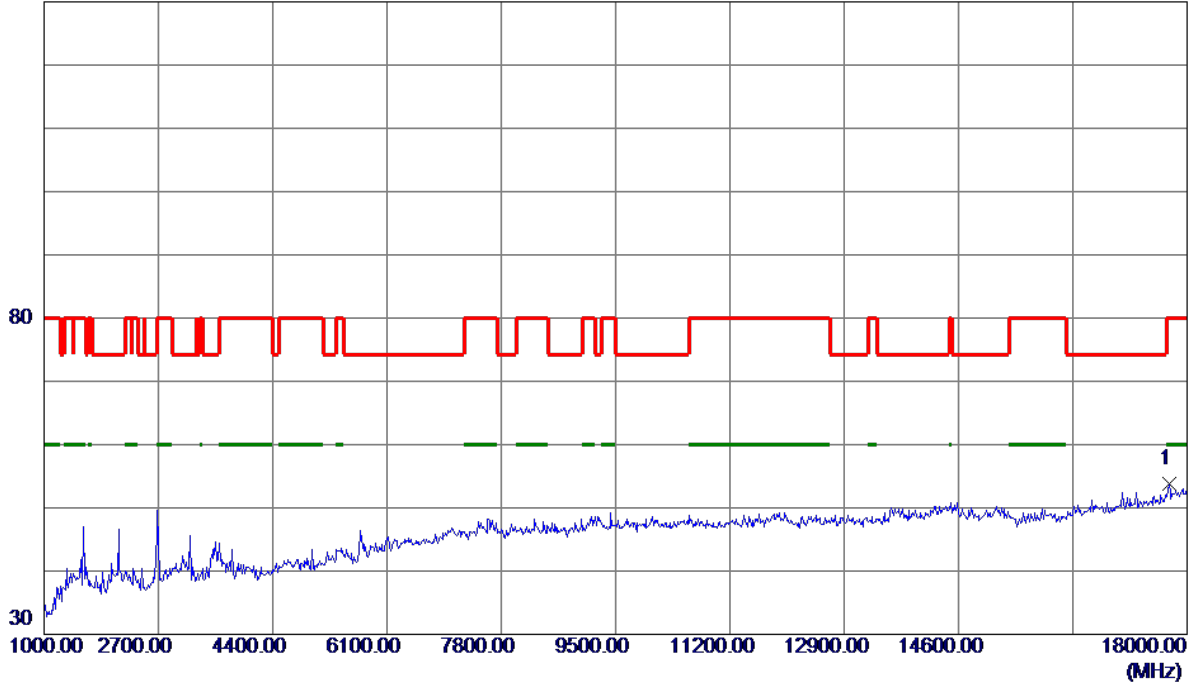


No.	Freq. MHz	Reading Level dBuV/m	Correct Factor dB	Measure ment dBuV/m	Limit dBuV/m	Margin dB	Detector	Comment
1	5702.5000	74.89	15.94	90.83	999.00	-908.17	AVG	No Limit
2 *	5703.4000	81.91	15.95	97.86	68.30	29.56	Peak	No Limit
3	5725.0000	35.94	16.02	51.96	68.30	-16.34	Peak	

Orthogonal Axis :	X
Test Mode :	UNII-2C/ TX A Mode 5700 MHz

**Vertical**

130 dBuV/m

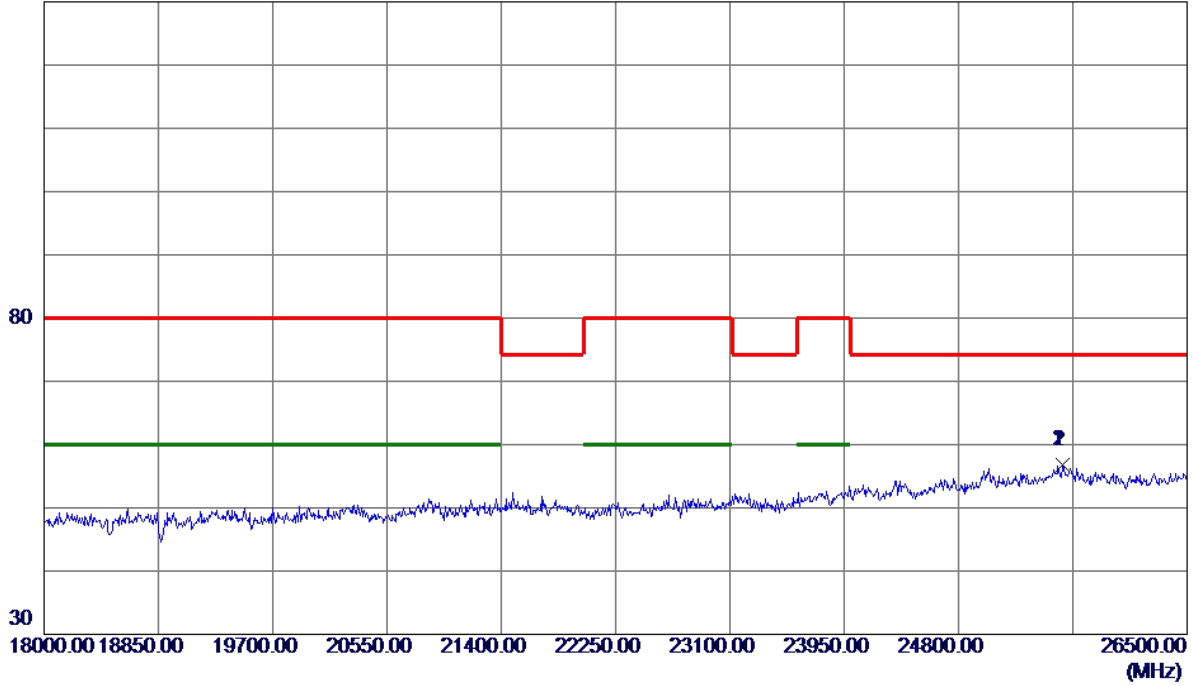


No.	Freq. MHz	Reading Level dBuV/m	Correct Factor dB	Measure ment dBuV/m	Limit dBuV/m	Margin dB	Detector	Comment
1 *	17736.5000	36.77	16.97	53.74	80.00	-26.26	Peak	

Orthogonal Axis :	X
Test Mode :	UNII-2C/ TX A Mode 5700 MHz

**Vertical**

130 dBuV/m

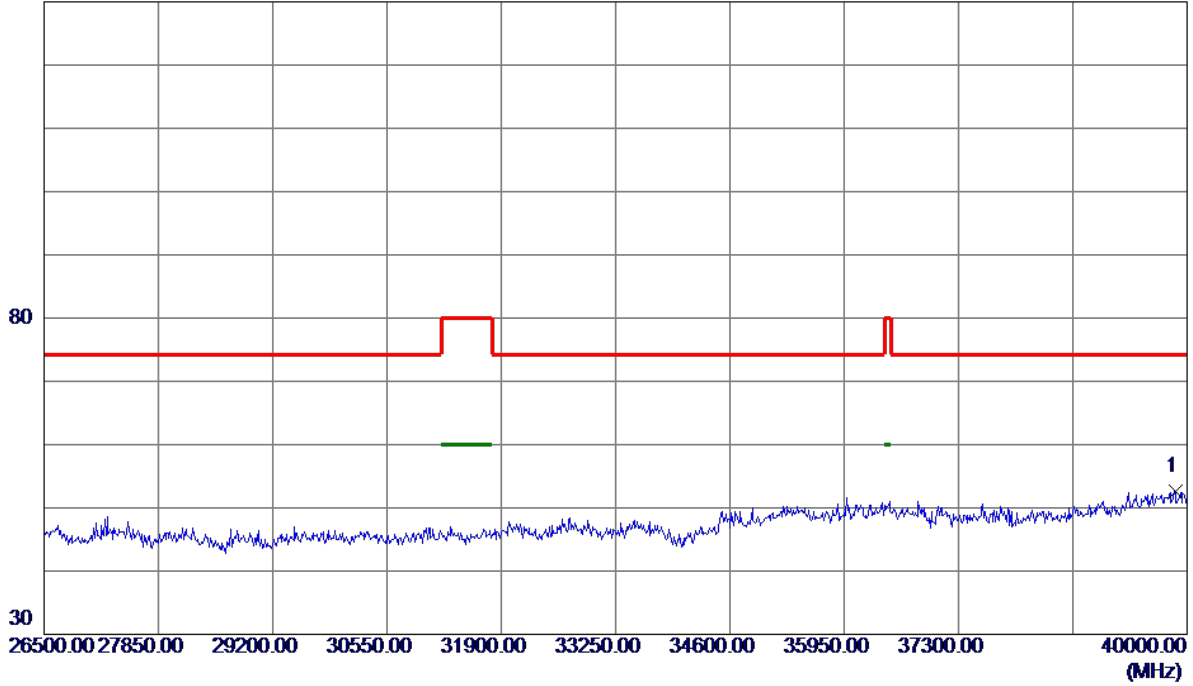


No.	Freq. MHz	Reading Level dBuV/m	Correct Factor dB	Measure ment dBuV/m	Limit dBuV/m	Margin dB	Detector	Comment
1 *	25573.5000	39.61	17.24	56.85	74.30	-17.45	Peak	
2	25573.5000	39.61	17.24	56.85	74.30	-17.45	Peak	

Orthogonal Axis :	X
Test Mode :	UNII-2C/ TX A Mode 5700 MHz

**Vertical**

130 dBuV/m

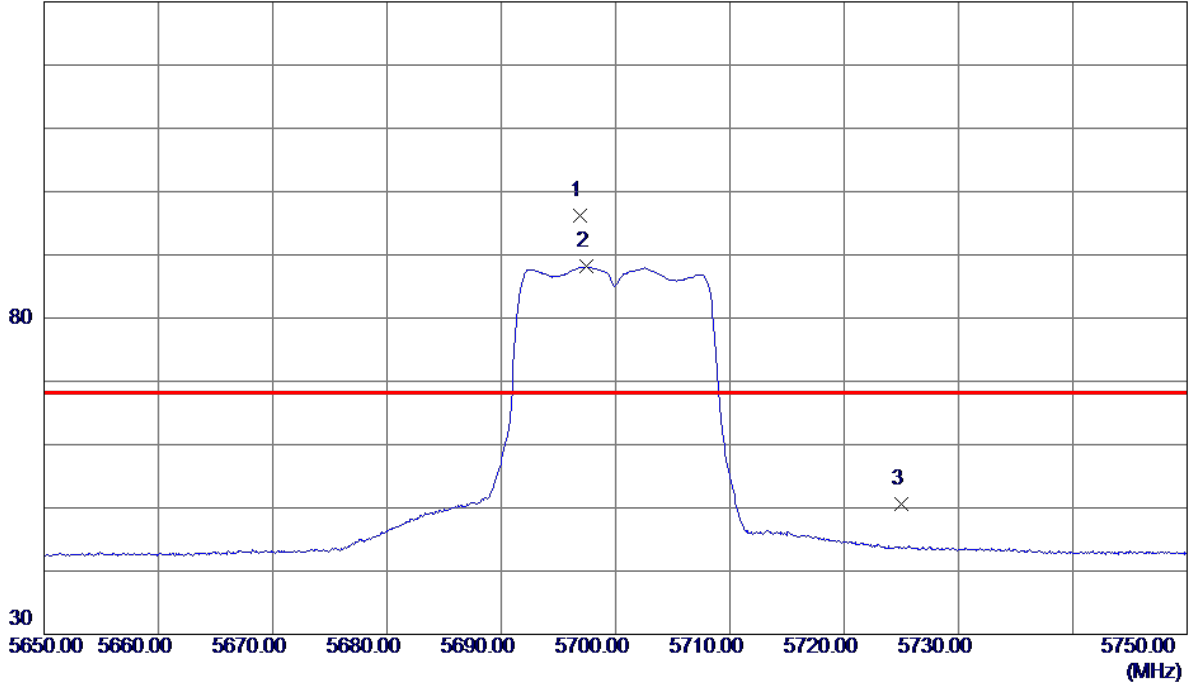


No.	Freq. MHz	Reading Level dBuV/m	Correct Factor dB	Measure ment dBuV/m	Limit dBuV/m	Margin dB	Detector	Comment
1 *	39858.2500	37.09	15.53	52.62	74.30	-21.68	Peak	

Orthogonal Axis :	X
Test Mode :	UNII-2C/ TX A Mode 5700 MHz

**Horizontal**

130 dBuV/m

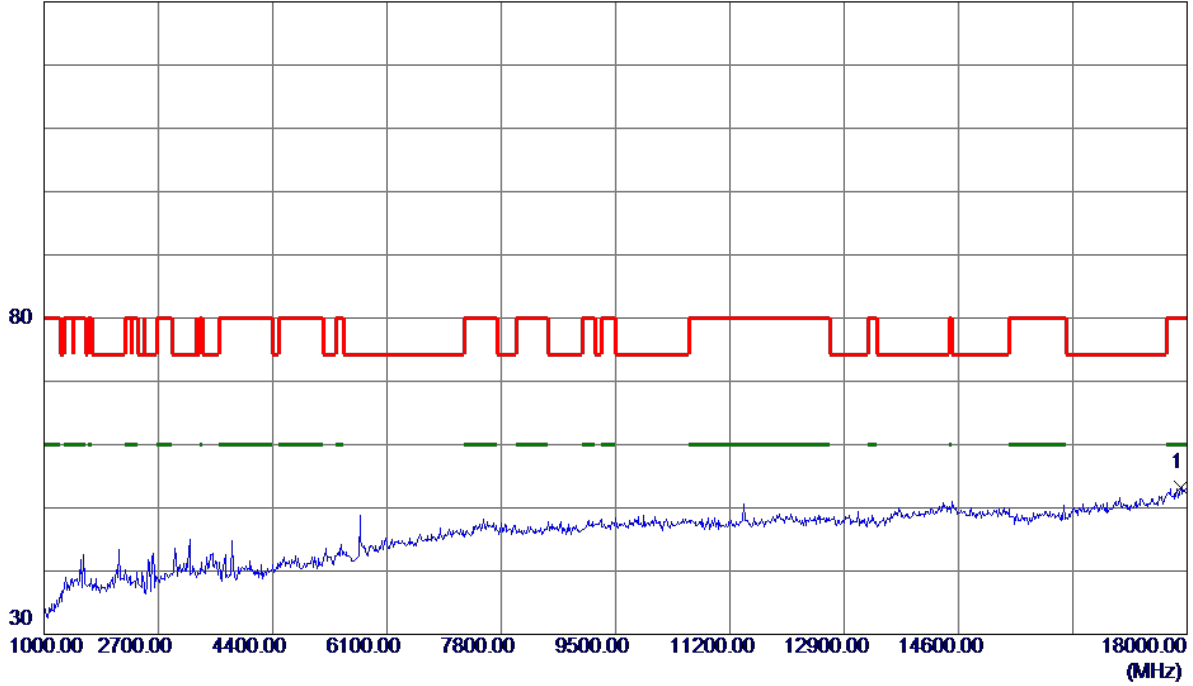


No.	Freq. MHz	Reading Level dBuV/m	Correct Factor dB	Measure ment dBuV/m	Limit dBuV/m	Margin dB	Detector	Comment
1 *	5696.8500	80.27	15.92	96.19	68.30	27.89	Peak	No Limit
2	5697.4500	72.21	15.93	88.14	999.00	-910.86	AVG	No Limit
3	5725.0000	34.61	16.02	50.63	68.30	-17.67	Peak	

Orthogonal Axis :	X
Test Mode :	UNII-2C/ TX A Mode 5700 MHz

**Horizontal**

130 dBuV/m



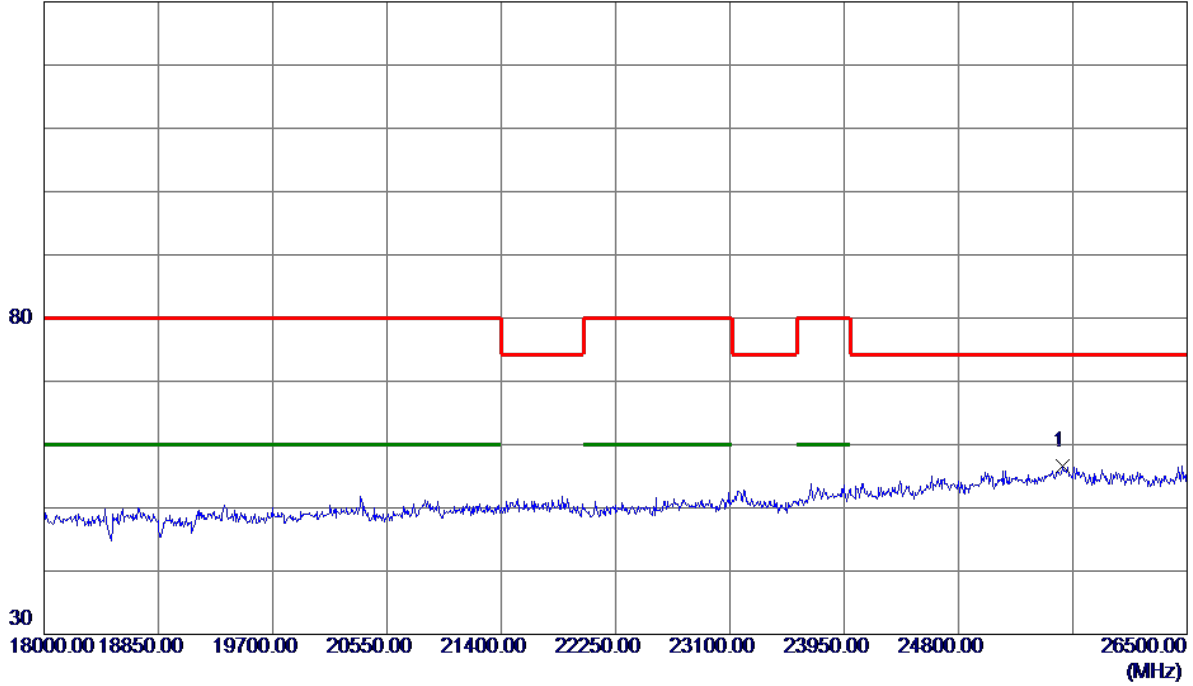
No.	Freq. MHz	Reading Level dBuV/m	Correct Factor dB	Measure ment dBuV/m	Limit dBuV/m	Margin dB	Detector	Comment
1 *	17906.5000	35.73	17.49	53.22	80.00	-26.78	Peak	



Orthogonal Axis :	X
Test Mode :	UNII-2C/ TX A Mode 5700 MHz

**Horizontal**

130 dBuV/m



No.	Freq. MHz	Reading Level dBuV/m	Correct Factor dB	Measure ment dBuV/m	Limit dBuV/m	Margin dB	Detector	Comment
1 *	25577.7500	39.44	17.24	56.68	74.30	-17.62	Peak	

Orthogonal Axis :	X
Test Mode :	UNII-2C/ TX A Mode 5700 MHz

**Horizontal**

130 dBuV/m

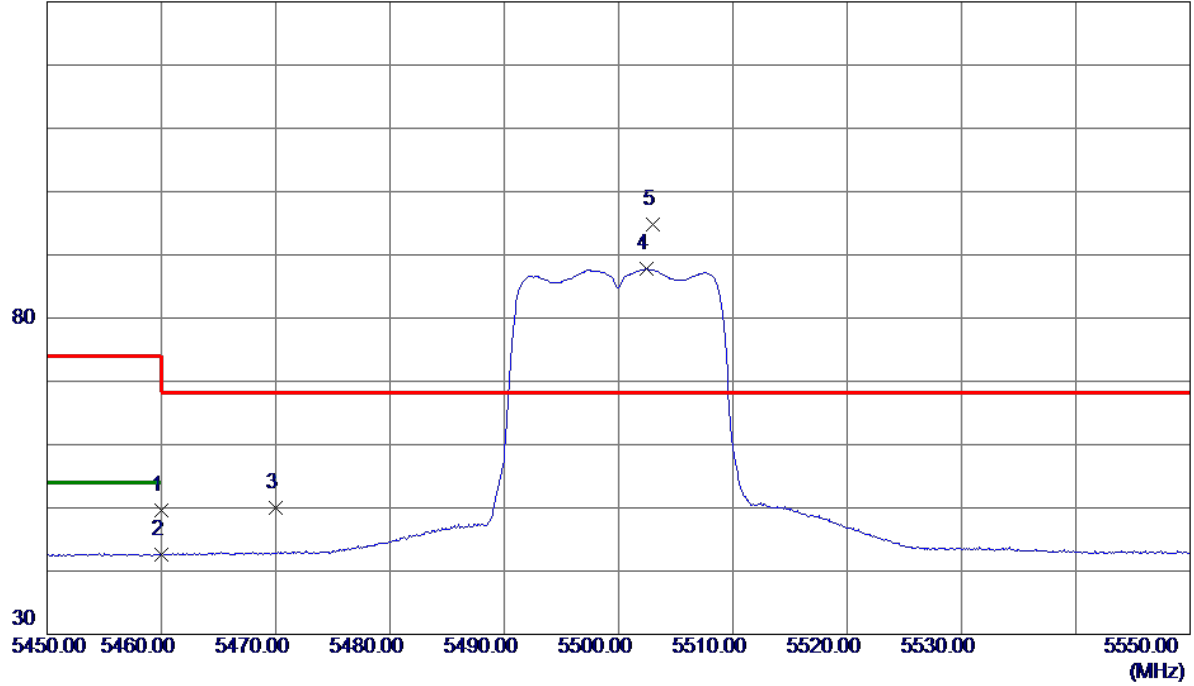


No.	Freq. MHz	Reading Level dBuV/m	Correct Factor dB	Measure ment dBuV/m	Limit dBuV/m	Margin dB	Detector	Comment
1 *	39480.2500	35.02	15.23	50.25	74.30	-24.05	Peak	

Orthogonal Axis :	X
Test Mode :	UNII-2C/ TX N20 Mode 5500 MHz

**Vertical**

130 dBuV/m

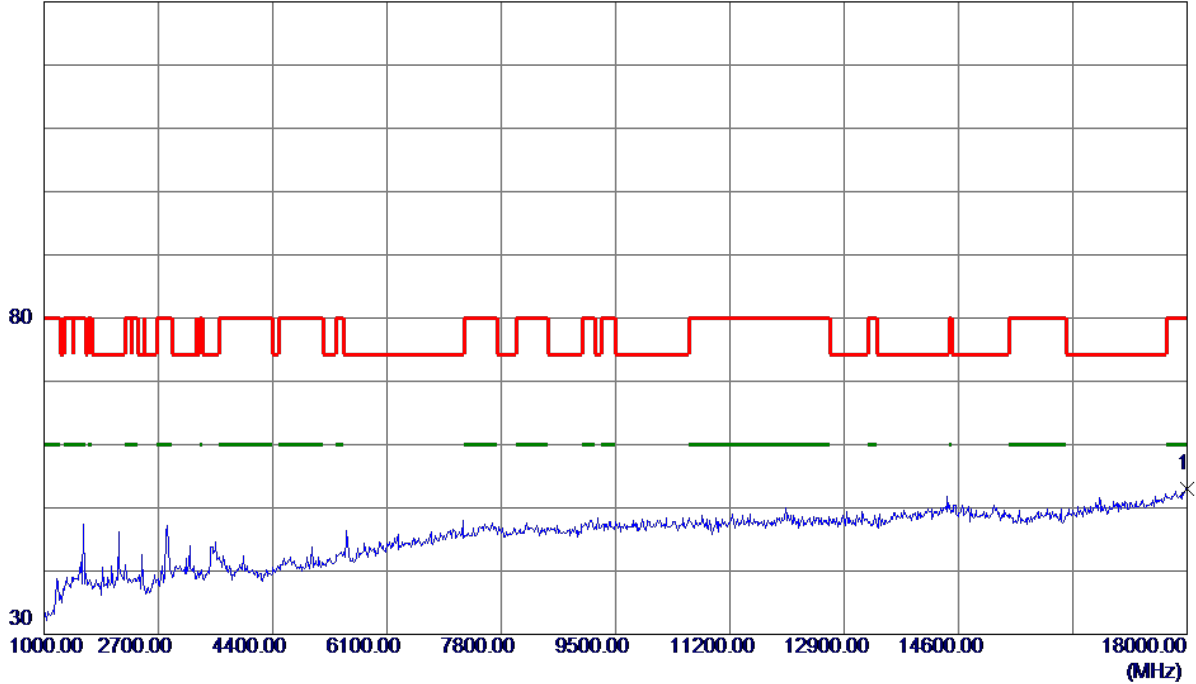


No.	Freq. MHz	Reading Level dBuV/m	Correct Factor dB	Measure ment dBuV/m	Limit dBuV/m	Margin dB	Detector	Comment
1	5460.0000	34.41	15.16	49.57	74.00	-24.43	Peak	
2	5460.0000	27.51	15.16	42.67	54.00	-11.33	AVG	
3	5470.0000	34.72	15.19	49.91	68.30	-18.39	Peak	
4	5502.4000	72.50	15.28	87.78	999.00	-911.22	AVG	No Limit
5 *	5502.9500	79.60	15.28	94.88	68.30	26.58	Peak	No Limit

Orthogonal Axis :	X
Test Mode :	UNII-2C/ TX N20 Mode 5500 MHz

**Vertical**

130 dBuV/m

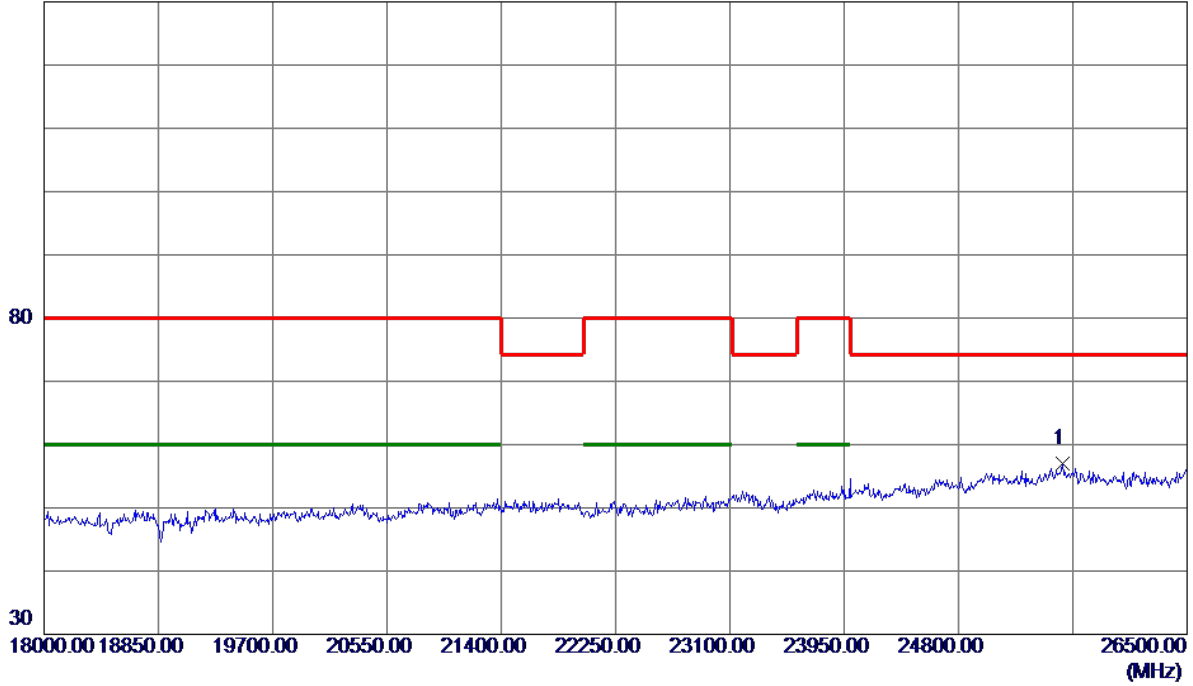


No.	Freq. MHz	Reading Level dBuV/m	Correct Factor dB	Measure ment dBuV/m	Limit dBuV/m	Margin dB	Detector	Comment
1 *	17991.5000	35.32	17.74	53.06	80.00	-26.94	Peak	

Orthogonal Axis :	X
Test Mode :	UNII-2C/ TX N20 Mode 5500 MHz

**Vertical**

130 dBuV/m

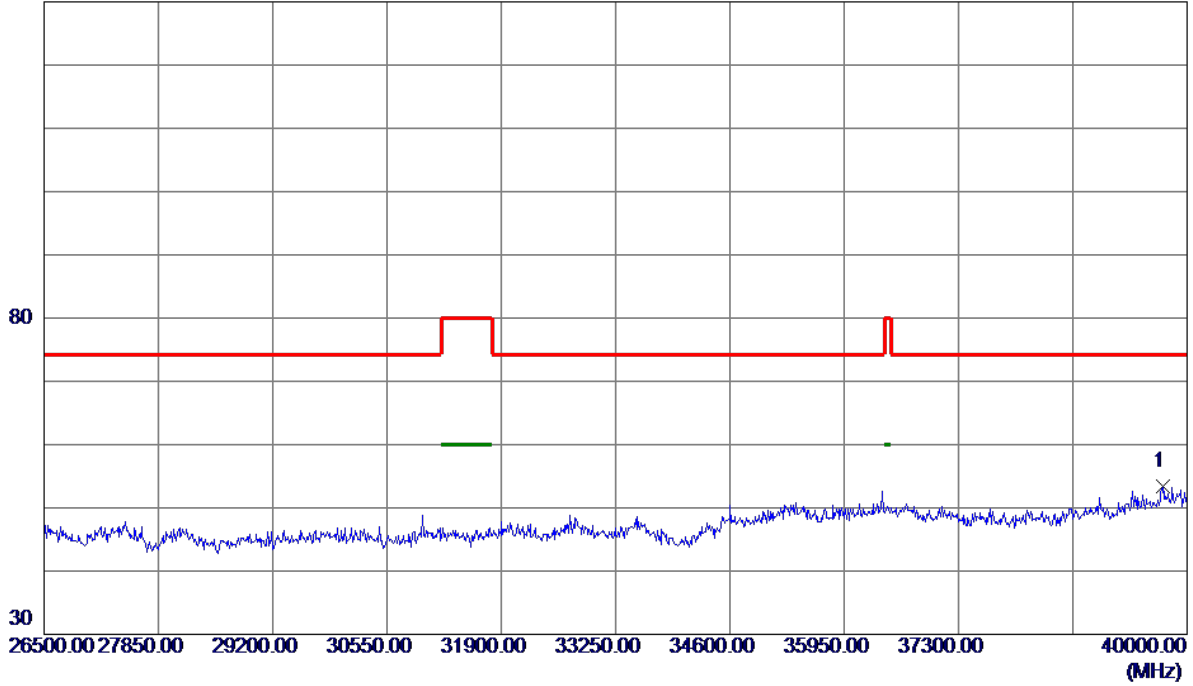


No.	Freq. MHz	Reading Level dBuV/m	Correct Factor dB	Measure ment dBuV/m	Limit dBuV/m	Margin dB	Detector	Comment
1 *	25577.7500	39.80	17.24	57.04	74.30	-17.26	Peak	

Orthogonal Axis :	X
Test Mode :	UNII-2C/ TX N20 Mode 5500 MHz

**Vertical**

130 dBuV/m

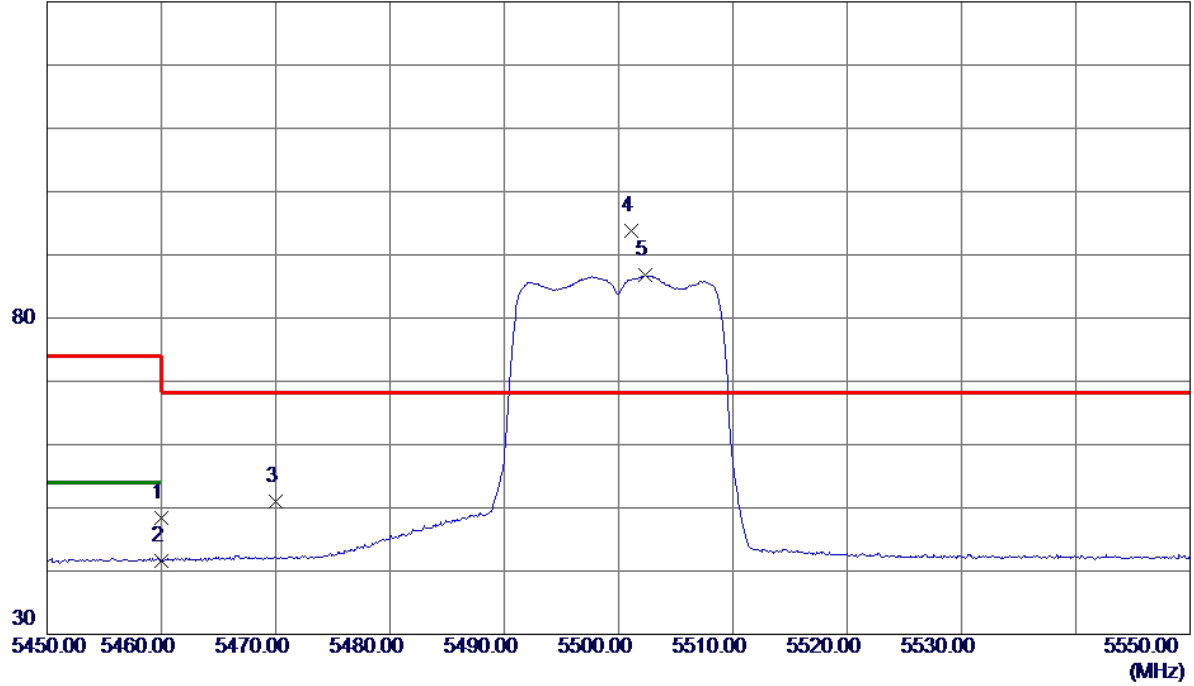


No.	Freq. MHz	Reading Level dBuV/m	Correct Factor dB	Measure ment dBuV/m	Limit dBuV/m	Margin dB	Detector	Comment
1 *	39709.7500	37.87	15.44	53.31	74.30	-20.99	Peak	

Orthogonal Axis :	X
Test Mode :	UNII-2C/ TX N20 Mode 5500 MHz

**Horizontal**

130 dBuV/m

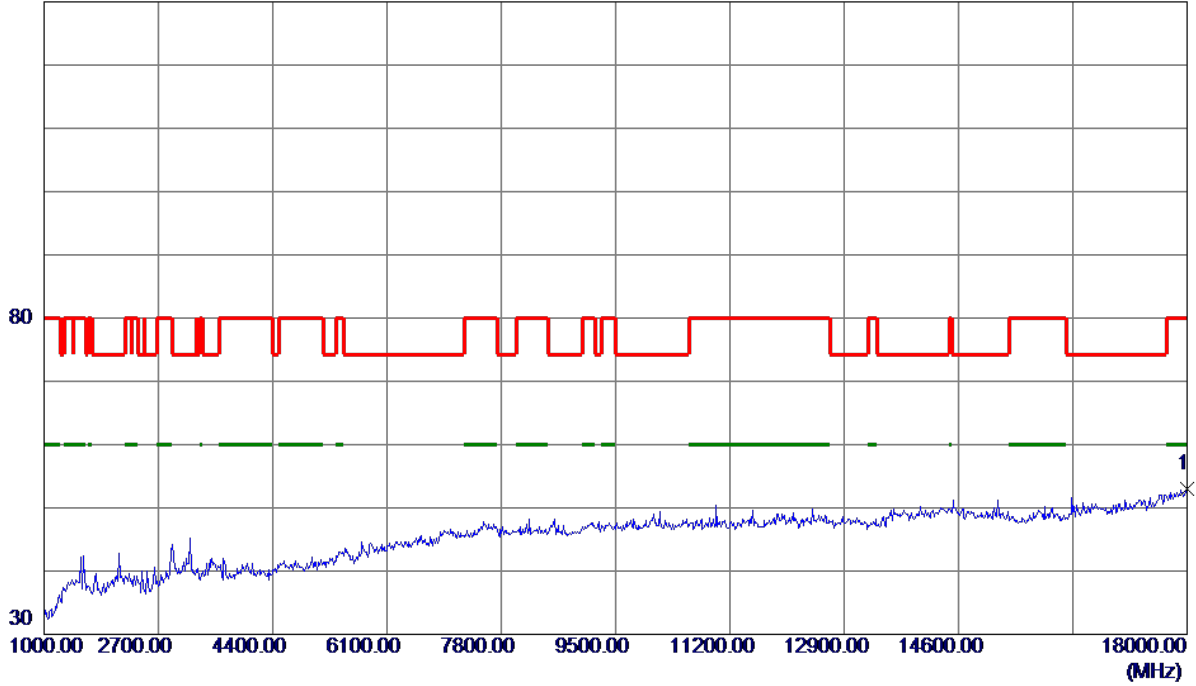


No.	Freq. MHz	Reading Level dBuV/m	Correct Factor dB	Measure ment dBuV/m	Limit dBuV/m	Margin dB	Detector	Comment
1	5460.0000	33.32	15.16	48.48	74.00	-25.52	Peak	
2	5460.0000	26.49	15.16	41.65	54.00	-12.35	AVG	
3	5470.0000	35.72	15.19	50.91	68.30	-17.39	Peak	
4 *	5501.1000	78.52	15.27	93.79	68.30	25.49	Peak	No Limit
5	5502.3000	71.43	15.28	86.71	999.00	-912.29	AVG	No Limit

Orthogonal Axis :	X
Test Mode :	UNII-2C/ TX N20 Mode 5500 MHz

**Horizontal**

130 dBuV/m



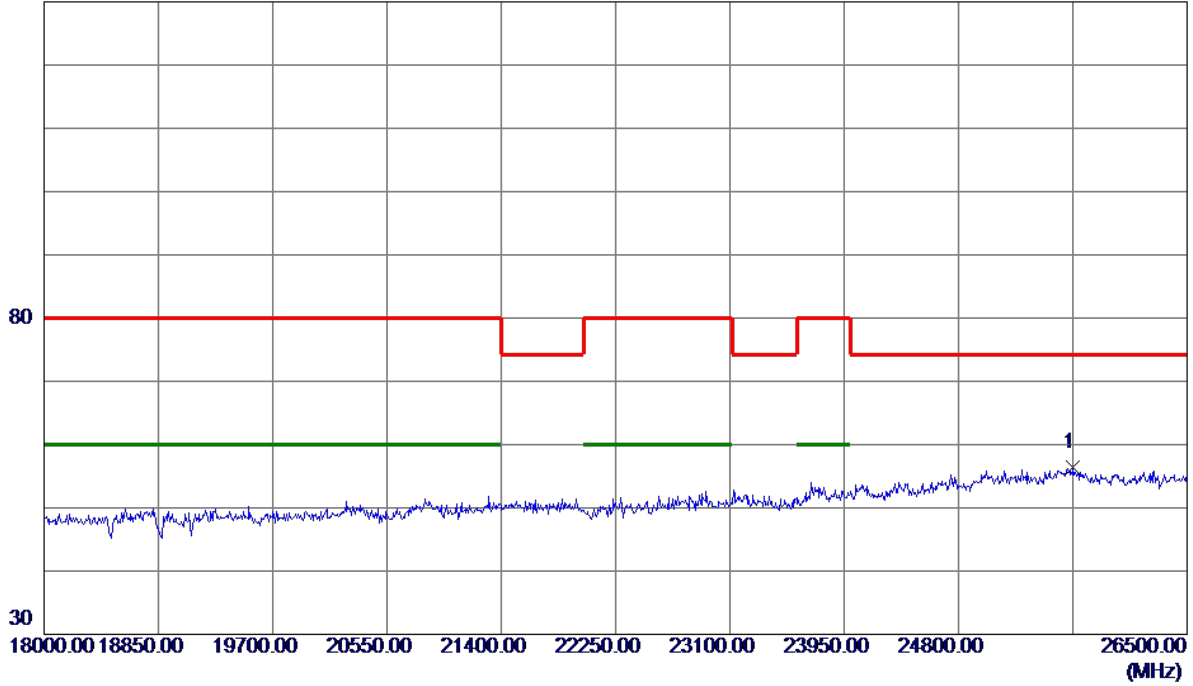
No.	Freq. MHz	Reading Level dBuV/m	Correct Factor dB	Measure ment dBuV/m	Limit dBuV/m	Margin dB	Detector	Comment
1 *	17991.5000	35.32	17.74	53.06	80.00	-26.94	Peak	



Orthogonal Axis :	X
Test Mode :	UNII-2C/ TX N20 Mode 5500 MHz

**Horizontal**

130 dBuV/m



No.	Freq. MHz	Reading Level dBuV/m	Correct Factor dB	Measure ment dBuV/m	Limit dBuV/m	Margin dB	Detector	Comment
1 *	25654.2500	39.33	17.15	56.48	74.30	-17.82	Peak	

Orthogonal Axis :	X
Test Mode :	UNII-2C/ TX N20 Mode 5500 MHz

**Horizontal**

130 dBuV/m

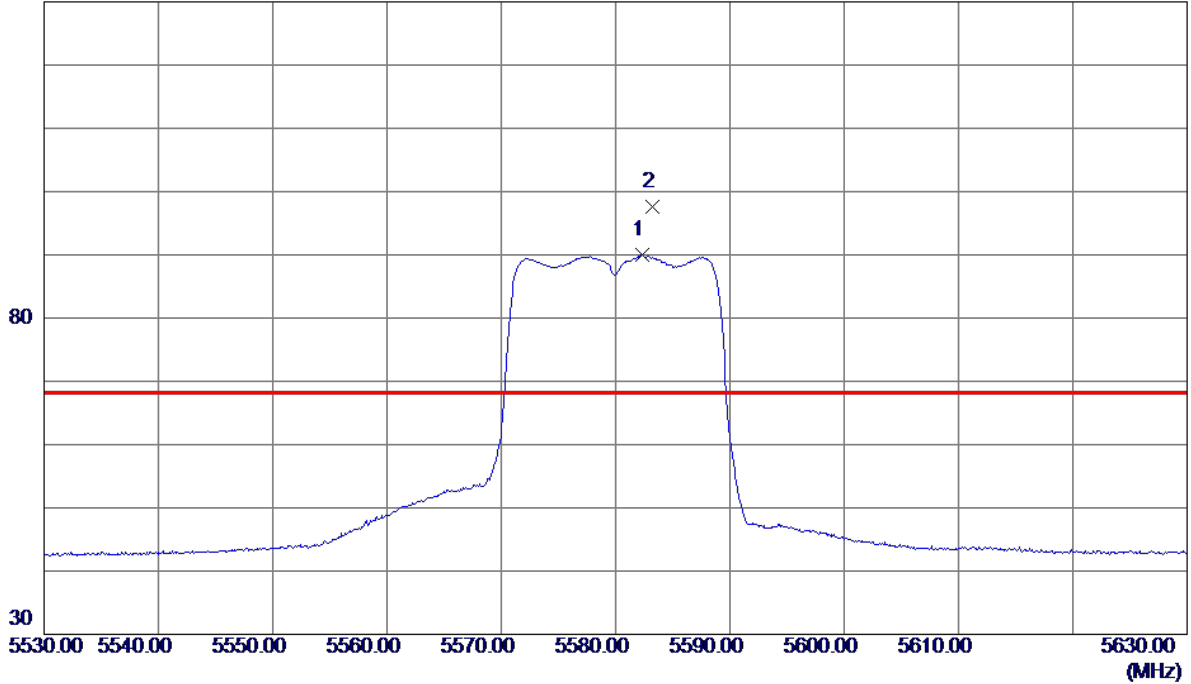


No.	Freq. MHz	Reading Level dBuV/m	Correct Factor dB	Measure ment dBuV/m	Limit dBuV/m	Margin dB	Detector	Comment
1 *	39703.0000	35.44	15.44	50.88	74.30	-23.42	Peak	

Orthogonal Axis :	X
Test Mode :	UNII-2C/ TX N20 Mode 5580 MHz

**Vertical**

130 dBuV/m

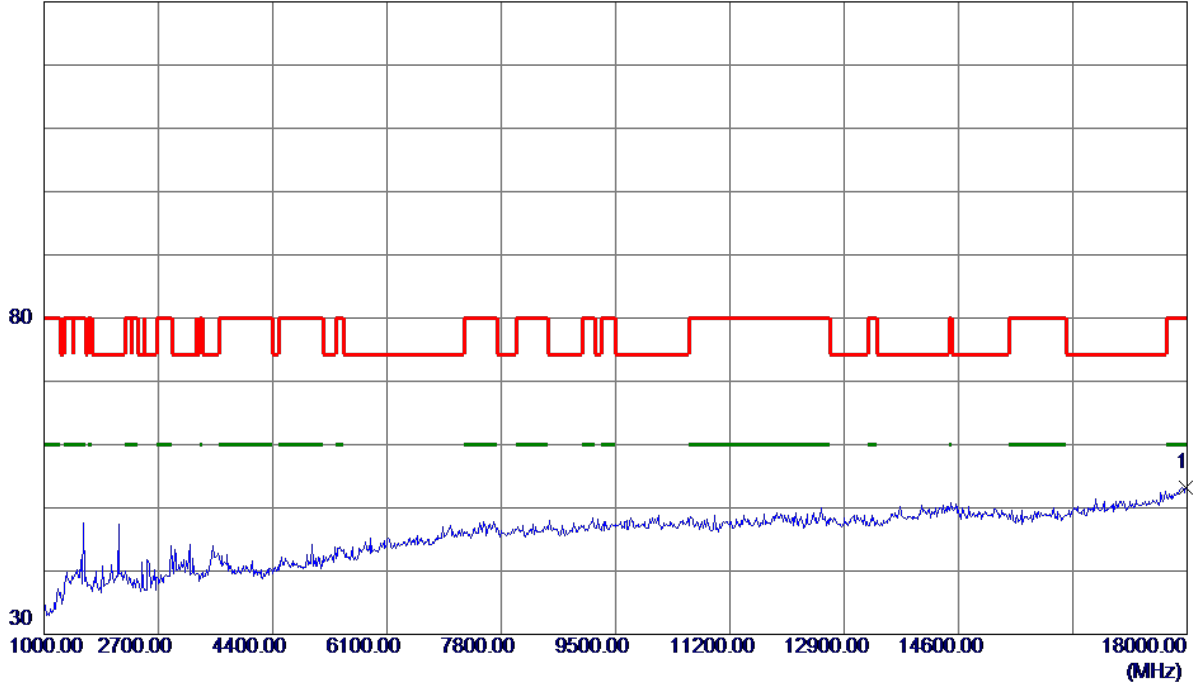


No.	Freq. MHz	Reading Level dBuV/m	Correct Factor dB	Measure ment dBuV/m	Limit dBuV/m	Margin dB	Detector	Comment
1	5582.3000	74.40	15.54	89.94	999.00	-909.06	AVG	No Limit
2 *	5583.2000	82.05	15.55	97.60	68.30	29.30	Peak	No Limit

Orthogonal Axis :	X
Test Mode :	UNII-2C/ TX N20 Mode 5580 MHz

**Vertical**

130 dBuV/m

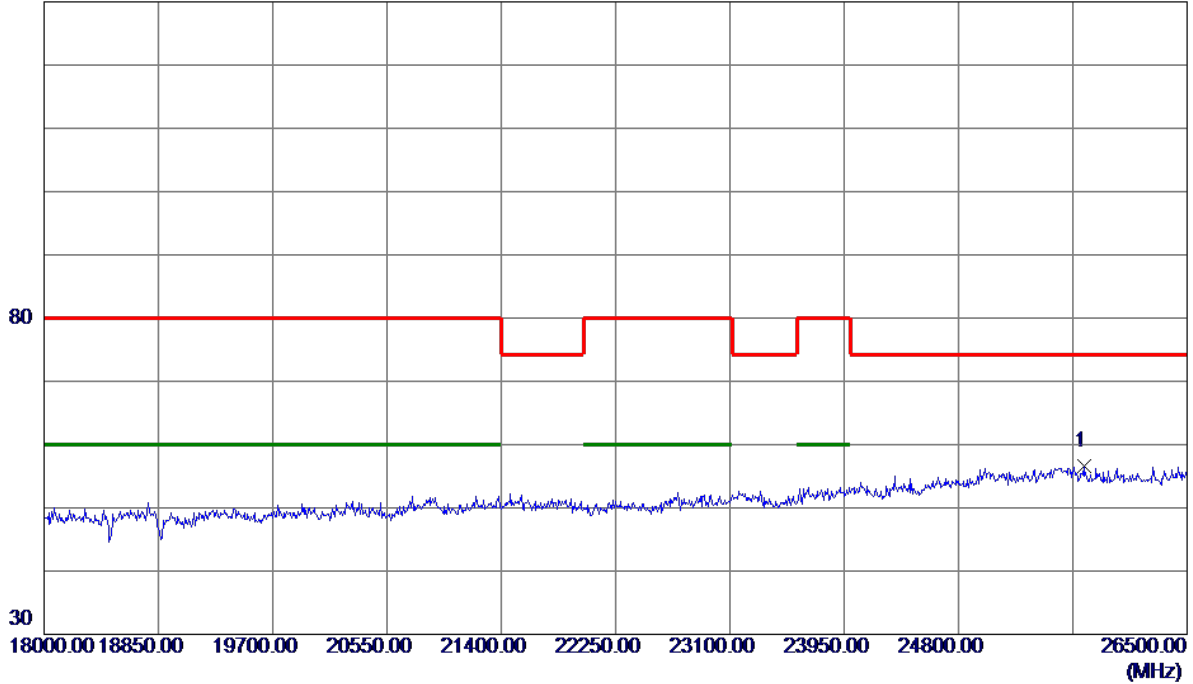


No.	Freq. MHz	Reading Level dBuV/m	Correct Factor dB	Measure ment dBuV/m	Limit dBuV/m	Margin dB	Detector	Comment
1 *	17983.0000	35.55	17.72	53.27	80.00	-26.73	Peak	

Orthogonal Axis :	X
Test Mode :	UNII-2C/ TX N20 Mode 5580 MHz

**Vertical**

130 dBuV/m



No.	Freq. MHz	Reading Level dBuV/m	Correct Factor dB	Measure ment dBuV/m	Limit dBuV/m	Margin dB	Detector	Comment
1 *	25730.7500	39.53	17.06	56.59	74.30	-17.71	Peak	

Orthogonal Axis :	X
Test Mode :	UNII-2C/ TX N20 Mode 5580 MHz

**Vertical**

130 dBuV/m

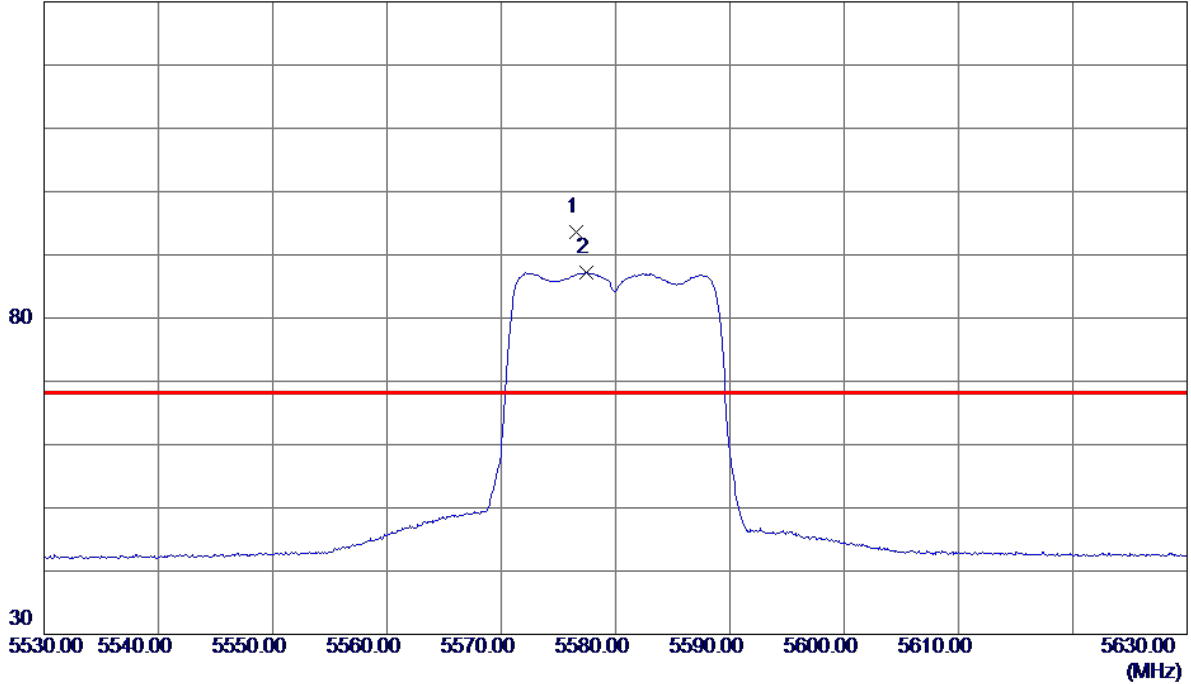


No.	Freq. MHz	Reading Level dBuV/m	Correct Factor dB	Measure ment dBuV/m	Limit dBuV/m	Margin dB	Detector	Comment
1 *	39898.7500	37.13	15.56	52.69	74.30	-21.61	Peak	

Orthogonal Axis :	X
Test Mode :	UNII-2C/ TX N20 Mode 5580 MHz

**Horizontal**

130 dBuV/m

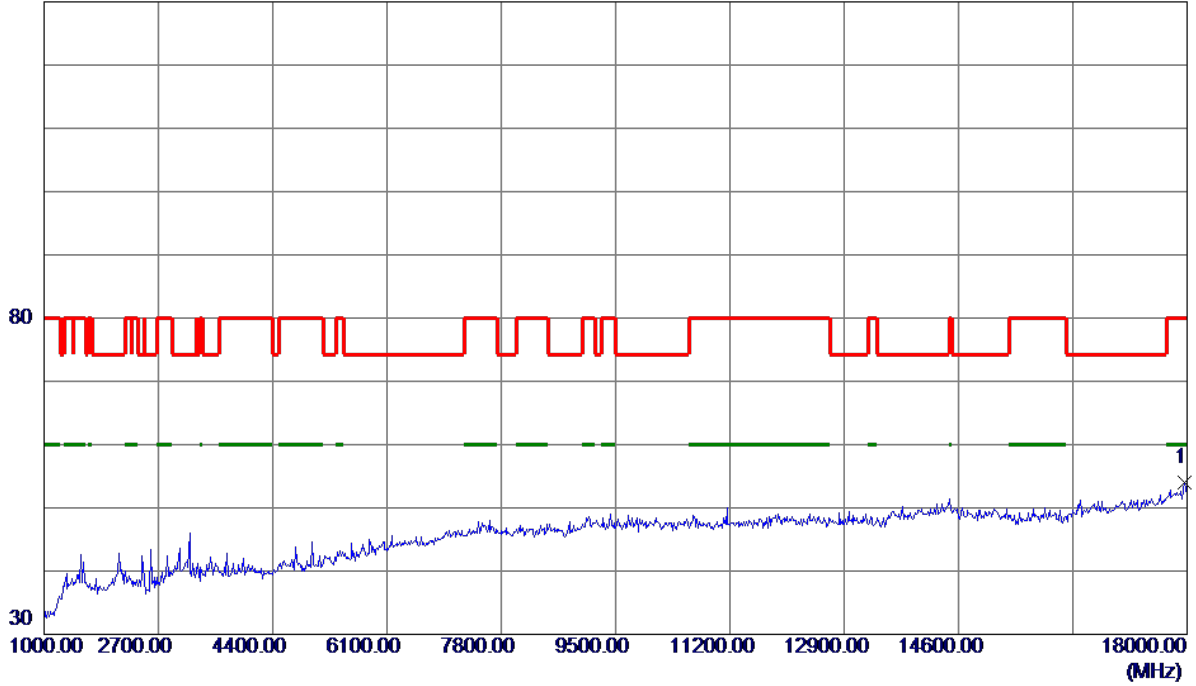


No.	Freq. MHz	Reading Level dBuV/m	Correct Factor dB	Measure ment dBuV/m	Limit dBuV/m	Margin dB	Detector	Comment
1 *	5576.6000	78.14	15.52	93.66	68.30	25.36	Peak	No Limit
2	5577.4500	71.70	15.53	87.23	999.00	-911.77	AVG	No Limit

Orthogonal Axis :	X
Test Mode :	UNII-2C/ TX N20 Mode 5580 MHz

**Horizontal**

130 dBuV/m



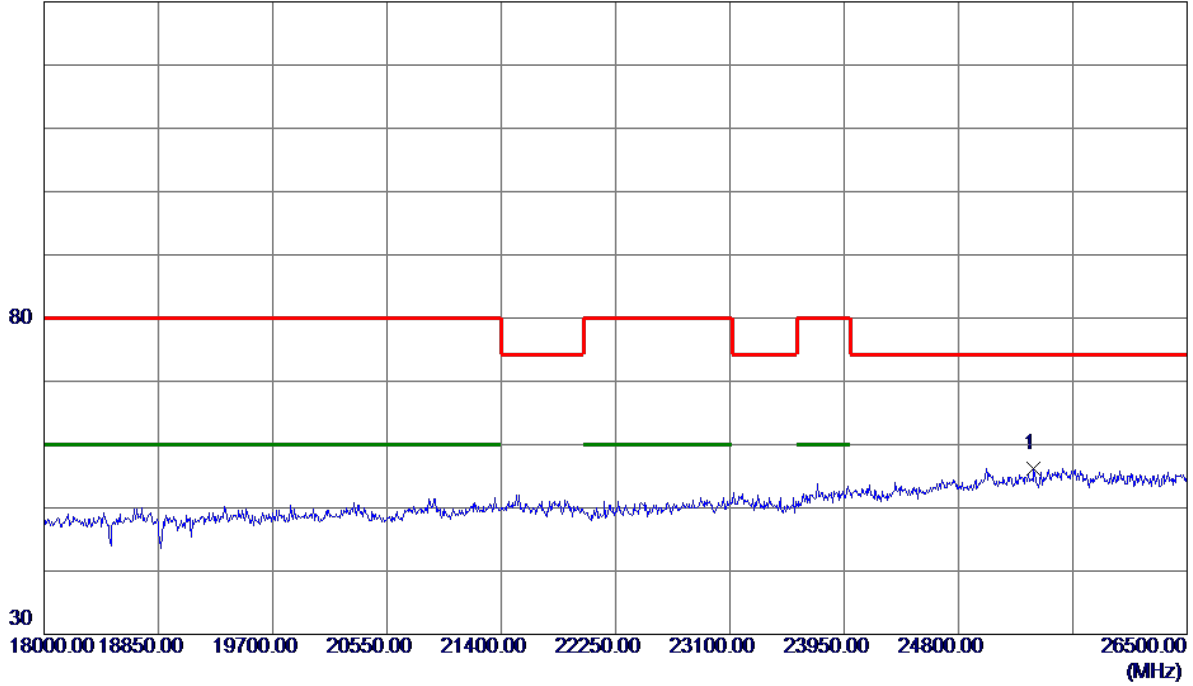
No.	Freq. MHz	Reading Level dBuV/m	Correct Factor dB	Measure ment dBuV/m	Limit dBuV/m	Margin dB	Detector	Comment
1 *	17966.0000	36.30	17.67	53.97	80.00	-26.03	Peak	



Orthogonal Axis :	X
Test Mode :	UNII-2C/ TX N20 Mode 5580 MHz

**Horizontal**

130 dBuV/m

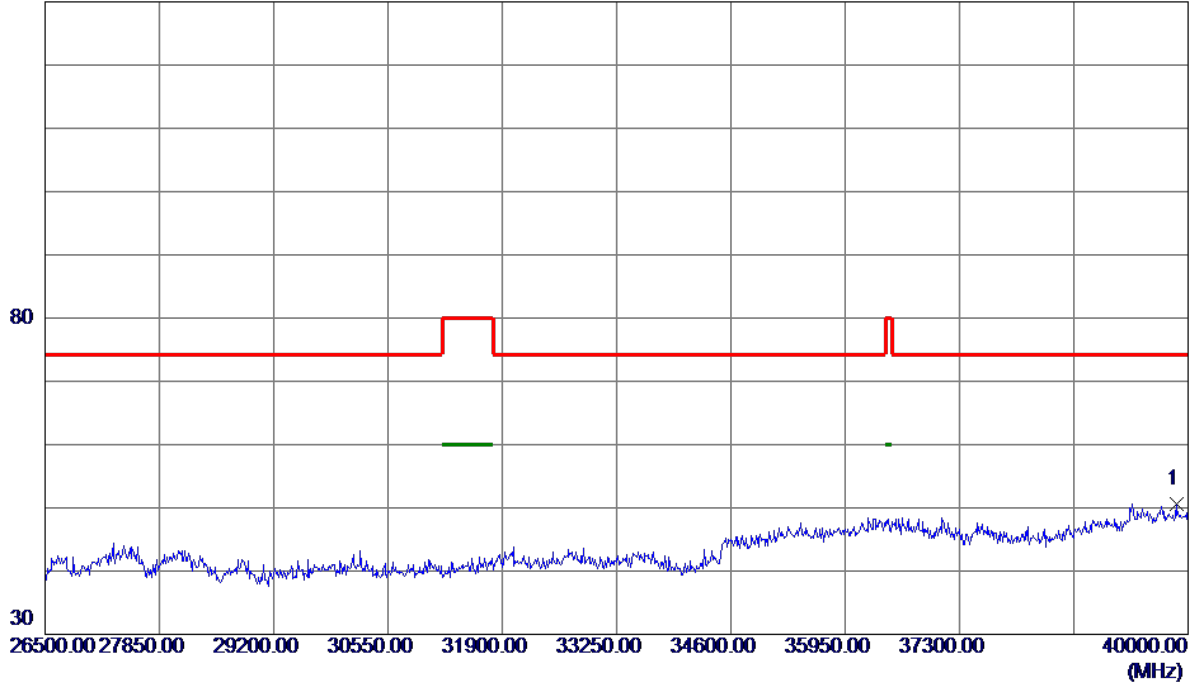


No.	Freq. MHz	Reading Level dBuV/m	Correct Factor dB	Measure ment dBuV/m	Limit dBuV/m	Margin dB	Detector	Comment
1 *	25361.0000	38.92	17.24	56.16	74.30	-18.14	Peak	

Orthogonal Axis :	X
Test Mode :	UNII-2C/ TX N20 Mode 5580 MHz

**Horizontal**

130 dBuV/m

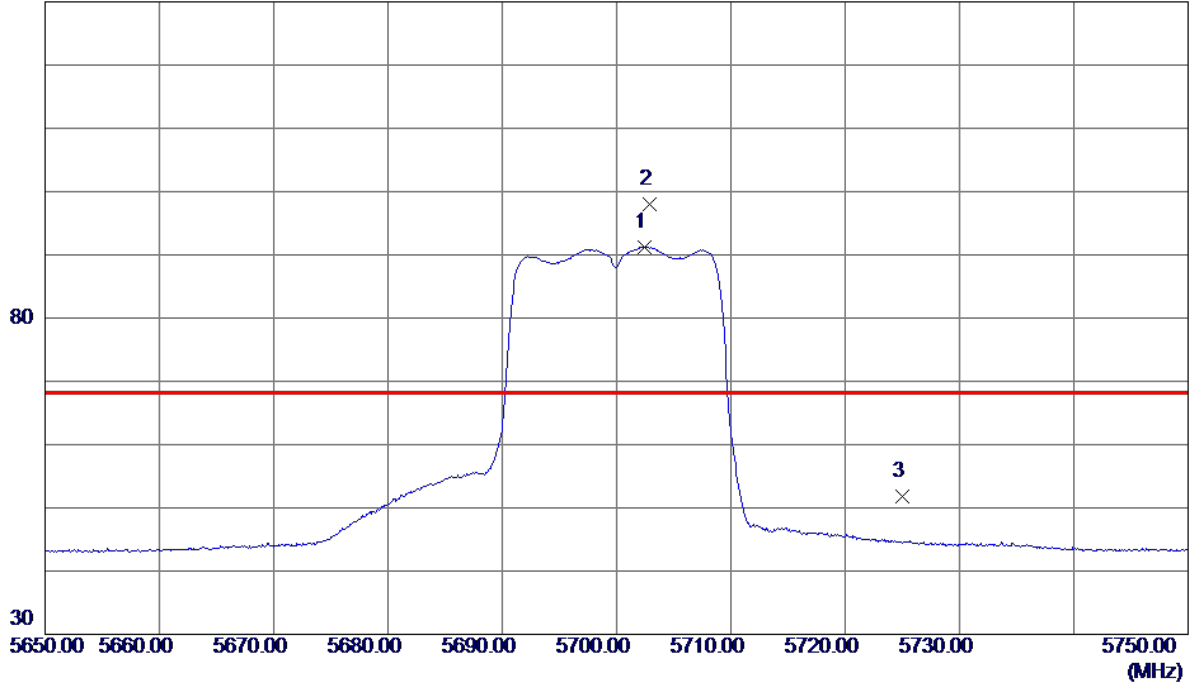


No.	Freq. MHz	Reading Level dBuV/m	Correct Factor dB	Measure ment dBuV/m	Limit dBuV/m	Margin dB	Detector	Comment
1 *	39858.2500	35.00	15.53	50.53	74.30	-23.77	Peak	

Orthogonal Axis :	X
Test Mode :	UNII-2C/ TX N20 Mode 5700 MHz

**Vertical**

130 dBuV/m

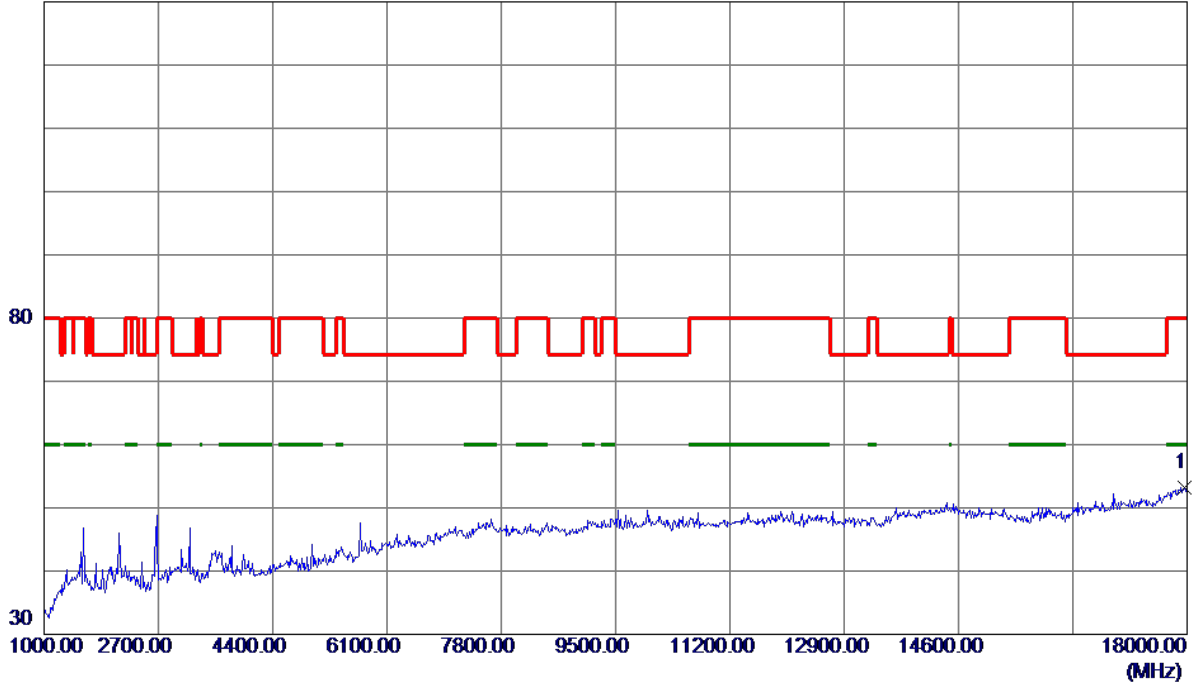


No.	Freq. MHz	Reading Level dBuV/m	Correct Factor dB	Measure ment dBuV/m	Limit dBuV/m	Margin dB	Detector	Comment
1	5702.4500	75.26	15.94	91.20	999.00	-907.80	AVG	No Limit
2 *	5702.8500	82.12	15.94	98.06	68.30	29.76	Peak	No Limit
3	5725.0000	35.74	16.02	51.76	68.30	-16.54	Peak	

Orthogonal Axis :	X
Test Mode :	UNII-2C/ TX N20 Mode 5700 MHz

**Vertical**

130 dBuV/m

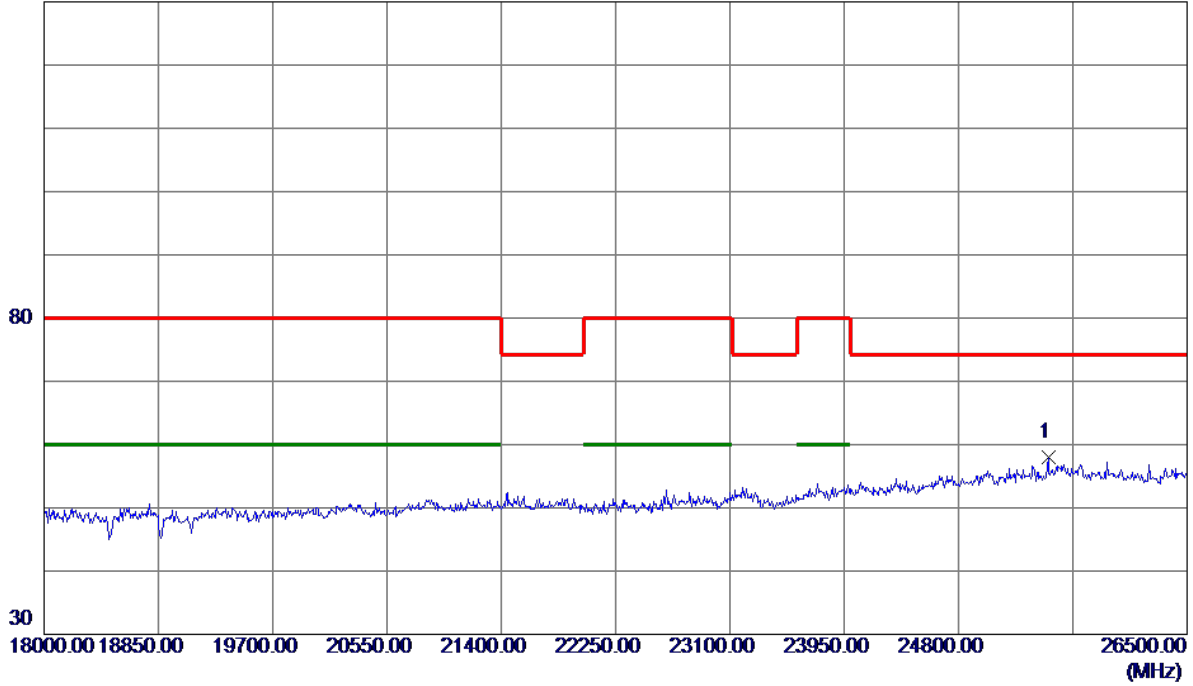


No.	Freq. MHz	Reading Level dBuV/m	Correct Factor dB	Measure ment dBuV/m	Limit dBuV/m	Margin dB	Detector	Comment
1 *	17966.0000	35.55	17.67	53.22	80.00	-26.78	Peak	

Orthogonal Axis :	X
Test Mode :	UNII-2C/ TX N20 Mode 5700 MHz

**Vertical**

130 dBuV/m



No.	Freq. MHz	Reading Level dBuV/m	Correct Factor dB	Measure ment dBuV/m	Limit dBuV/m	Margin dB	Detector	Comment
1 *	25467.2500	40.73	17.31	58.04	74.30	-16.26	Peak	

Orthogonal Axis :	X
Test Mode :	UNII-2C/ TX N20 Mode 5700 MHz

**Vertical**

130 dBuV/m

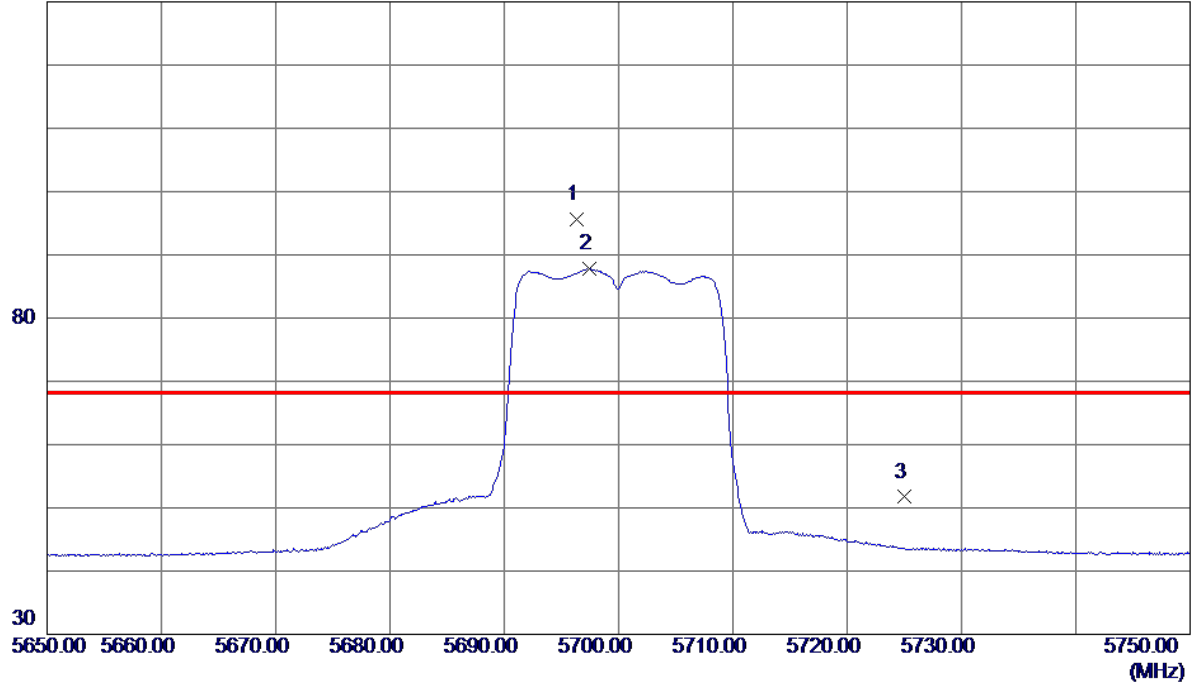


No.	Freq. MHz	Reading Level dBuV/m	Correct Factor dB	Measure ment dBuV/m	Limit dBuV/m	Margin dB	Detector	Comment
1 *	39601.7500	37.66	15.37	53.03	74.30	-21.27	Peak	

Orthogonal Axis :	X
Test Mode :	UNII-2C/ TX N20 Mode 5700 MHz

**Horizontal**

130 dBuV/m

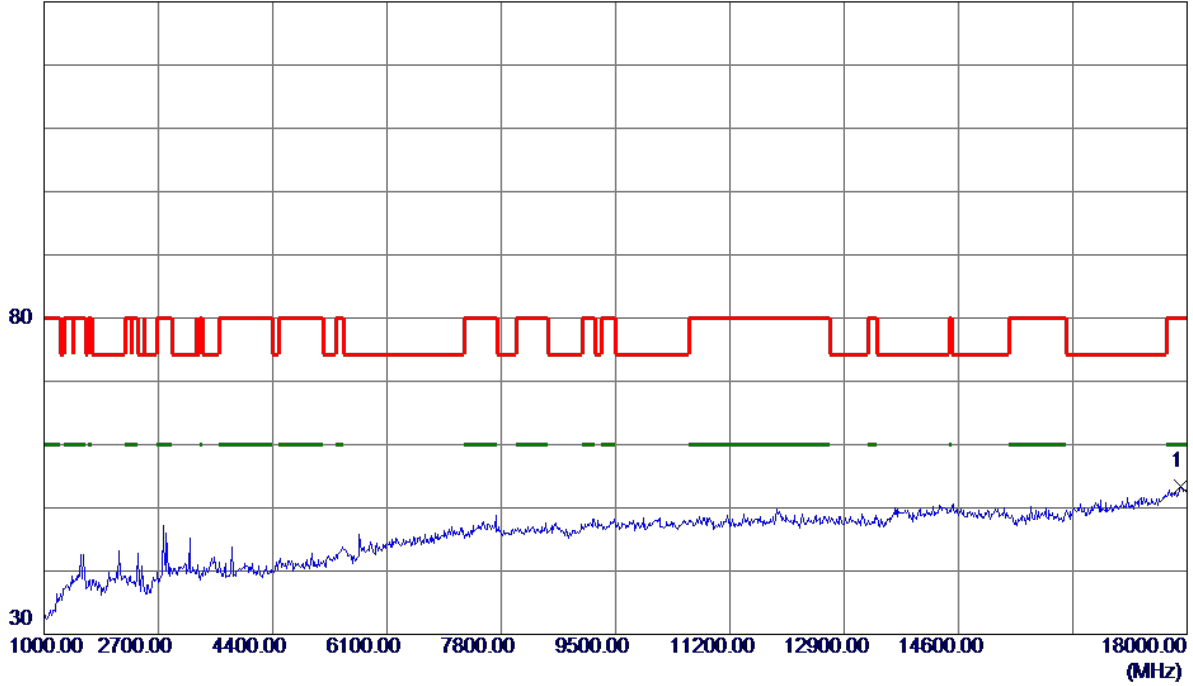


No.	Freq. MHz	Reading Level dBuV/m	Correct Factor dB	Measure ment dBuV/m	Limit dBuV/m	Margin dB	Detector	Comment
1 *	5696.3000	79.69	15.92	95.61	68.30	27.31	Peak	No Limit
2	5697.4500	71.84	15.93	87.77	999.00	-911.23	AVG	No Limit
3	5725.0000	35.68	16.02	51.70	68.30	-16.60	Peak	

Orthogonal Axis :	X
Test Mode :	UNII-2C/ TX N20 Mode 5700 MHz

**Horizontal**

130 dBuV/m



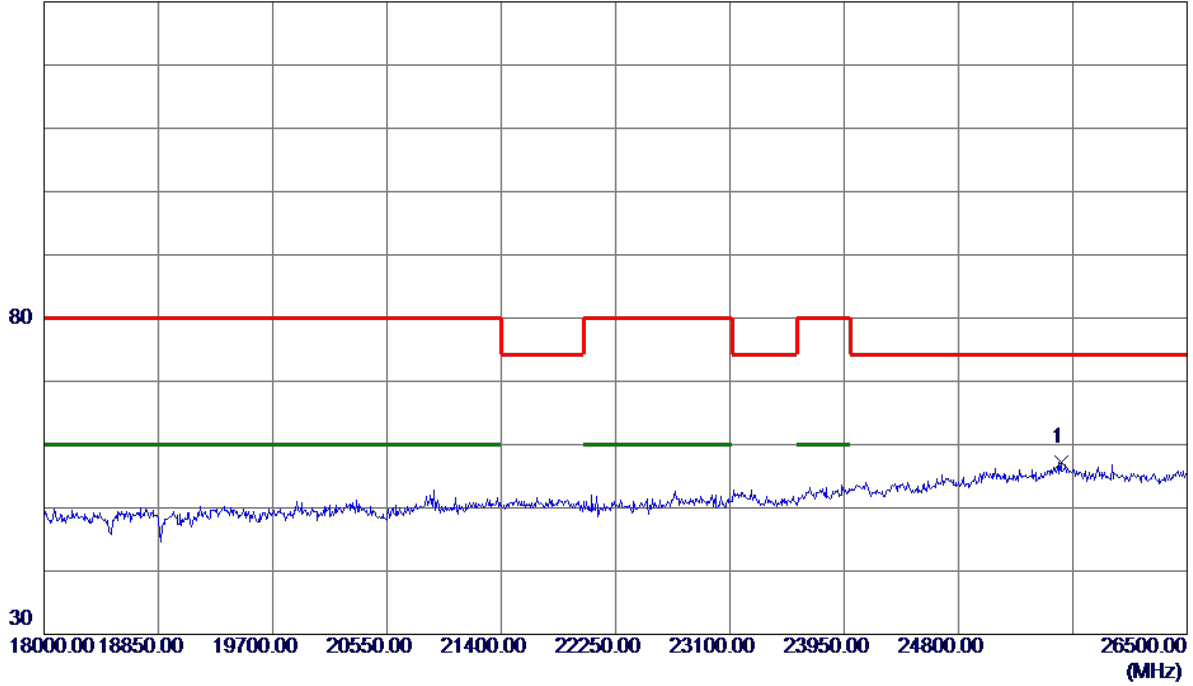
No.	Freq. MHz	Reading Level dBuV/m	Correct Factor dB	Measure ment dBuV/m	Limit dBuV/m	Margin dB	Detector	Comment
1 *	17898.0000	35.97	17.46	53.43	80.00	-26.57	Peak	



Orthogonal Axis :	X
Test Mode :	UNII-2C/ TX N20 Mode 5700 MHz

**Horizontal**

130 dBuV/m



No.	Freq. MHz	Reading Level dBuV/m	Correct Factor dB	Measure ment dBuV/m	Limit dBuV/m	Margin dB	Detector	Comment
1 *	25560.7500	39.92	17.26	57.18	74.30	-17.12	Peak	

Orthogonal Axis :	X
Test Mode :	UNII-2C/ TX N20 Mode 5700 MHz

**Horizontal**

130 dBuV/m

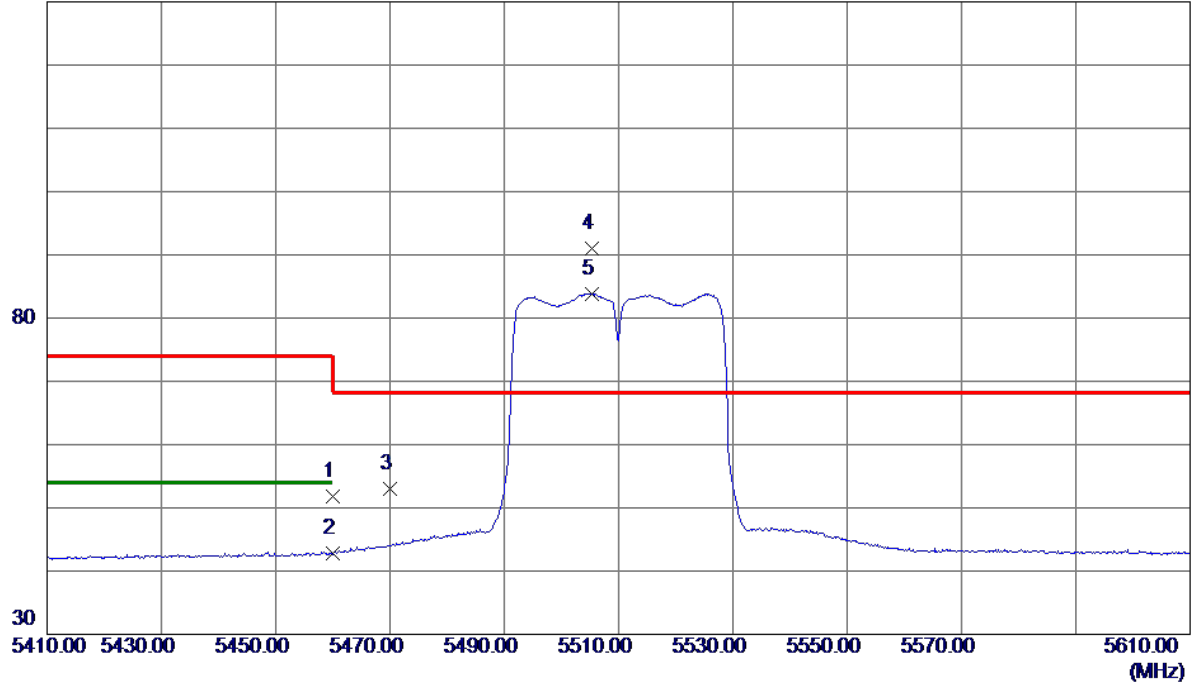


No.	Freq. MHz	Reading Level dBuV/m	Correct Factor dB	Measure ment dBuV/m	Limit dBuV/m	Margin dB	Detector	Comment
1 *	39736.7500	34.70	15.46	50.16	74.30	-24.14	Peak	

Orthogonal Axis :	X
Test Mode :	UNII-2C/ TX N40 Mode 5510MHz

**Vertical**

130 dBuV/m

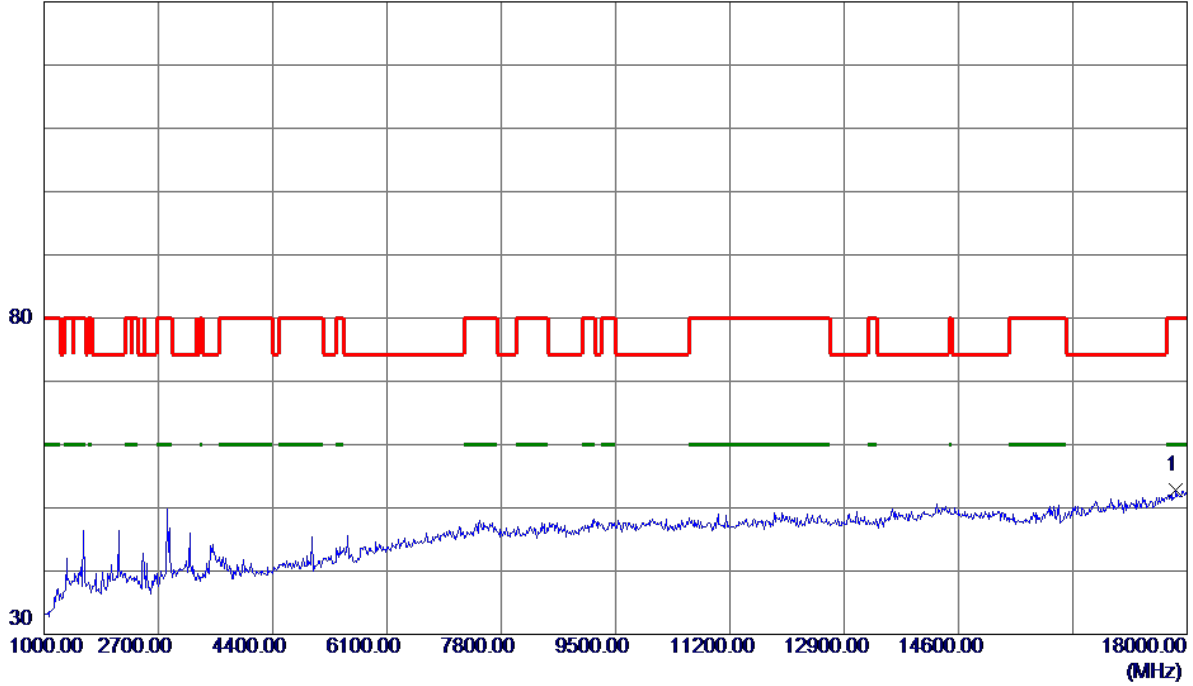


No.	Freq. MHz	Reading Level dBuV/m	Correct Factor dB	Measure ment dBuV/m	Limit dBuV/m	Margin dB	Detector	Comment
1	5460.0000	36.67	15.16	51.83	74.00	-22.17	Peak	
2	5460.0000	27.57	15.16	42.73	54.00	-11.27	AVG	
3	5470.0000	37.87	15.19	53.06	68.30	-15.24	Peak	
4 *	5505.4000	75.69	15.29	90.98	68.30	22.68	Peak	No Limit
5	5505.4000	68.52	15.29	83.81	999.00	-915.19	AVG	No Limit

Orthogonal Axis :	X
Test Mode :	UNII-2C/ TX N40 Mode 5510MHz

**Vertical**

130 dBuV/m

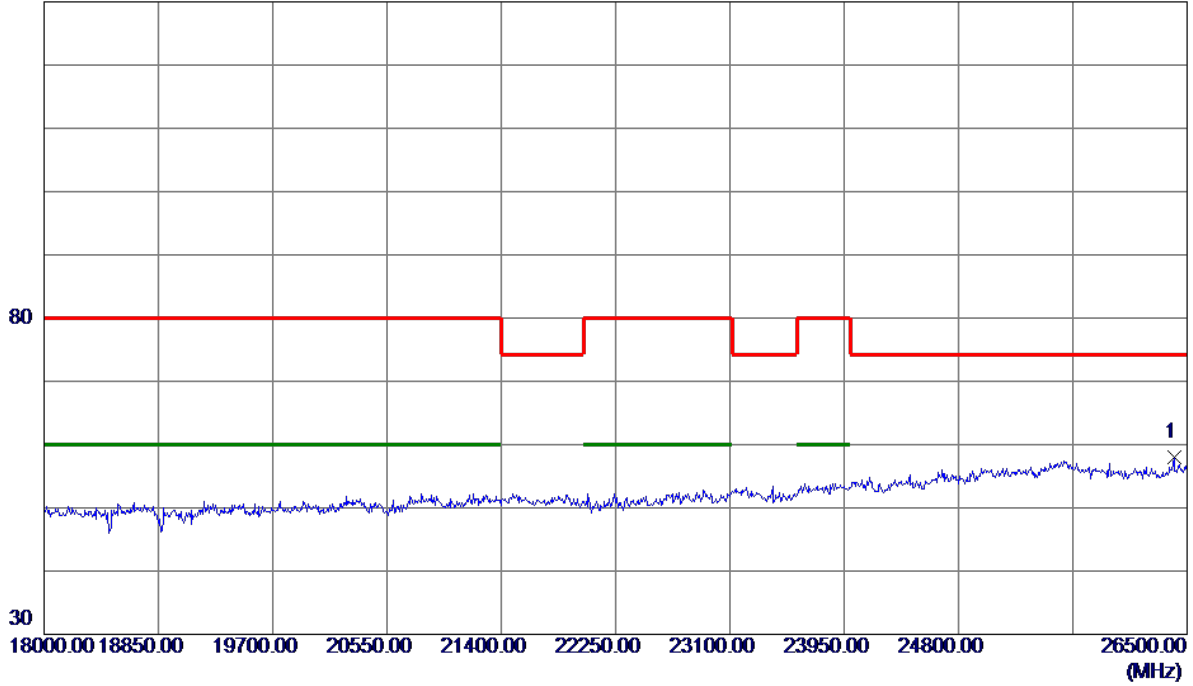


No.	Freq. MHz	Reading Level dBuV/m	Correct Factor dB	Measure ment dBuV/m	Limit dBuV/m	Margin dB	Detector	Comment
1 *	17838.5000	35.55	17.28	52.83	80.00	-27.17	Peak	

Orthogonal Axis :	X
Test Mode :	UNII-2C/ TX N40 Mode 5510MHz

**Vertical**

130 dBuV/m

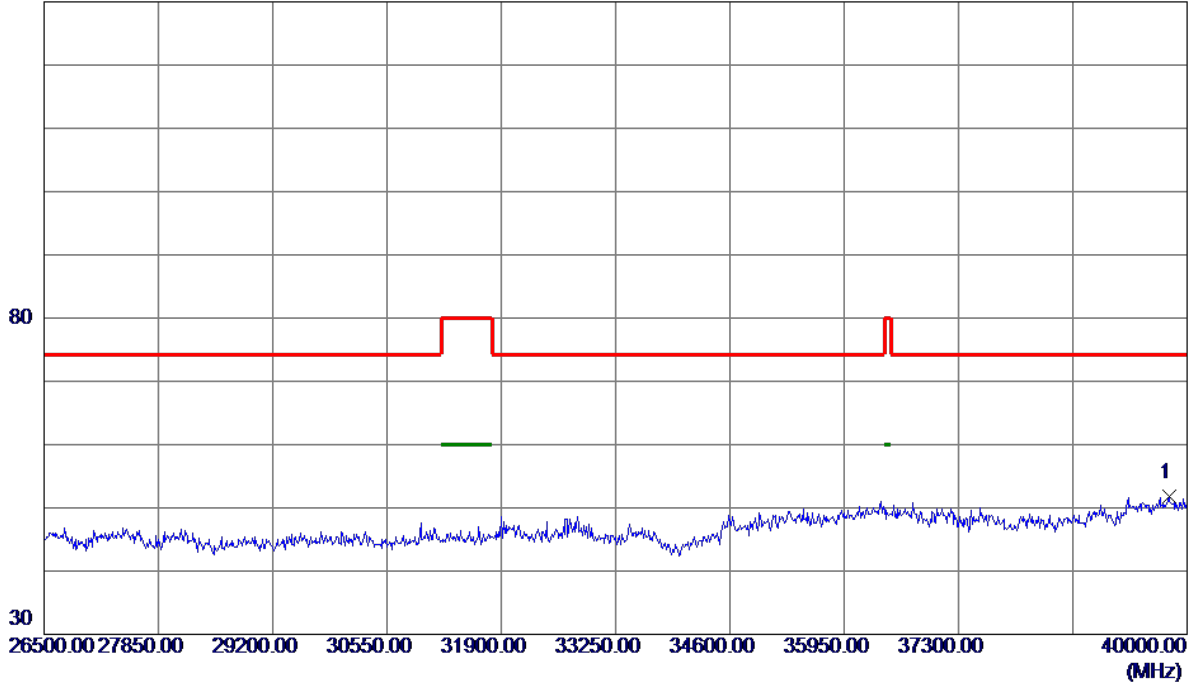


No.	Freq. MHz	Reading Level dBuV/m	Correct Factor dB	Measure ment dBuV/m	Limit dBuV/m	Margin dB	Detector	Comment
1 *	26402.2500	40.25	17.77	58.02	74.30	-16.28	Peak	

Orthogonal Axis :	X
Test Mode :	UNII-2C/ TX N40 Mode 5510MHz

**Vertical**

130 dBuV/m

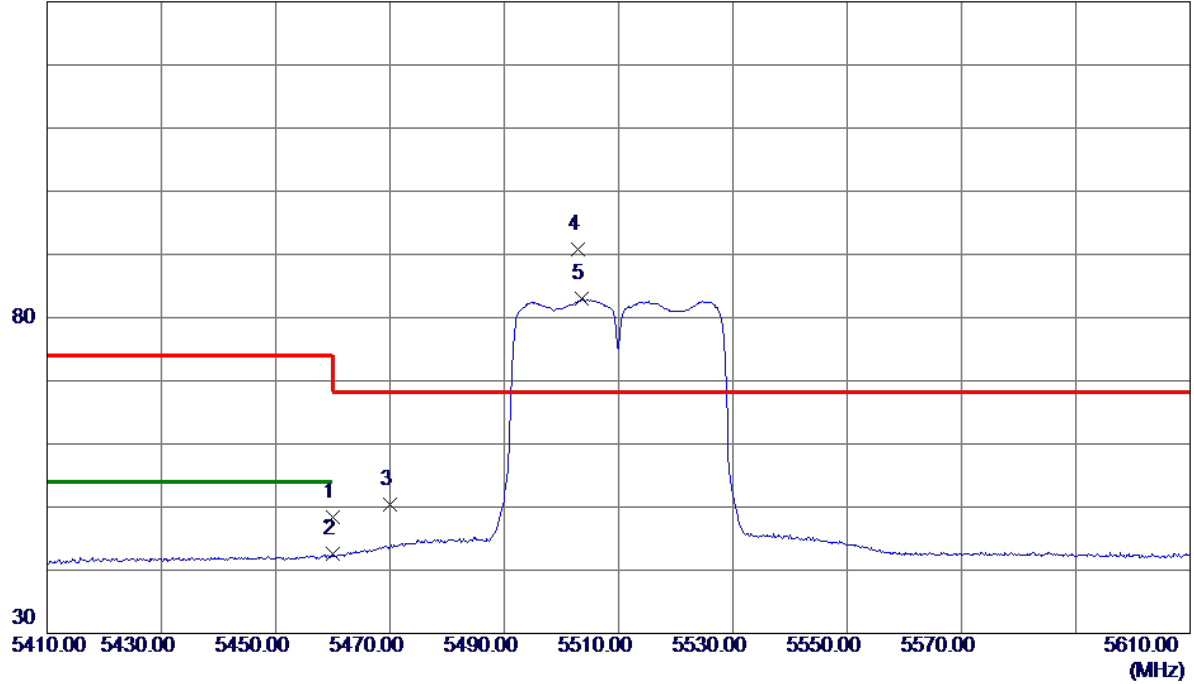


No.	Freq. MHz	Reading Level dBuV/m	Correct Factor dB	Measure ment dBuV/m	Limit dBuV/m	Margin dB	Detector	Comment
1 *	39784.0000	36.21	15.49	51.70	74.30	-22.60	Peak	

Orthogonal Axis :	X
Test Mode :	UNII-2C/ TX N40 Mode 5510MHz

**Horizontal**

130 dBuV/m

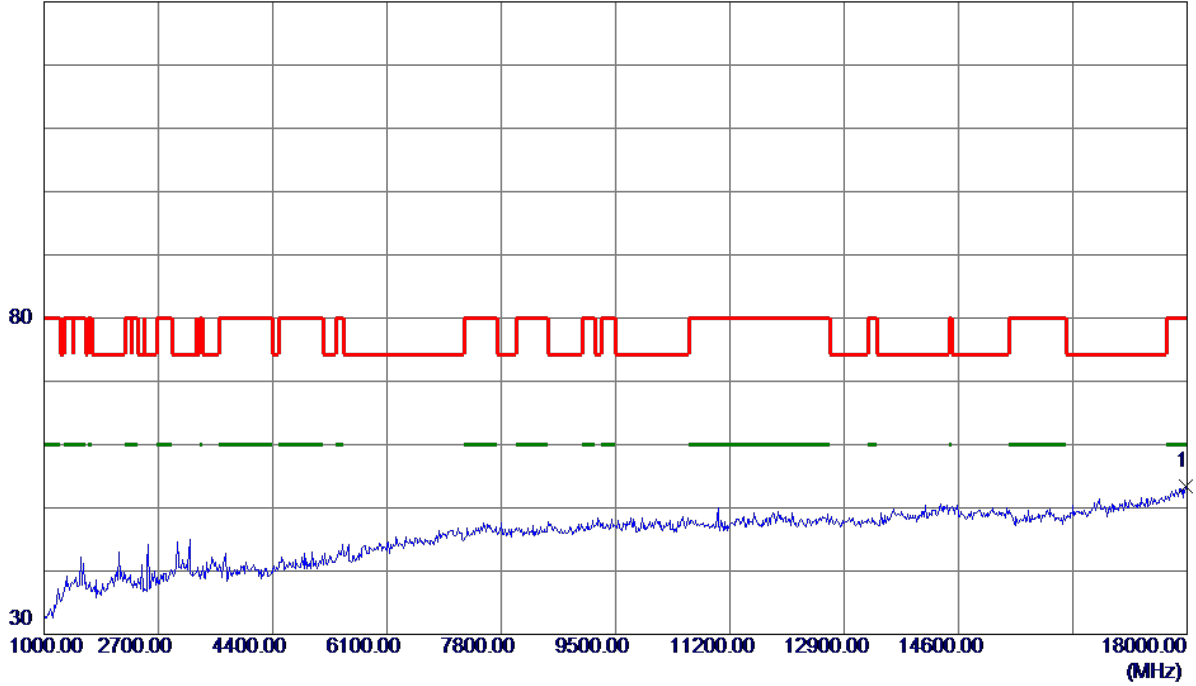


No.	Freq. MHz	Reading Level dBuV/m	Correct Factor dB	Measure ment dBuV/m	Limit dBuV/m	Margin dB	Detector	Comment
1	5460.0000	33.15	15.16	48.31	74.00	-25.69	Peak	
2	5460.0000	27.35	15.16	42.51	54.00	-11.49	AVG	
3	5470.0000	35.15	15.19	50.34	68.30	-17.96	Peak	
4 *	5502.9000	75.60	15.28	90.88	68.30	22.58	Peak	No Limit
5	5503.6000	67.64	15.28	82.92	999.00	-916.08	AVG	No Limit

Orthogonal Axis :	X
Test Mode :	UNII-2C/ TX N40 Mode 5510MHz

**Horizontal**

130 dBuV/m



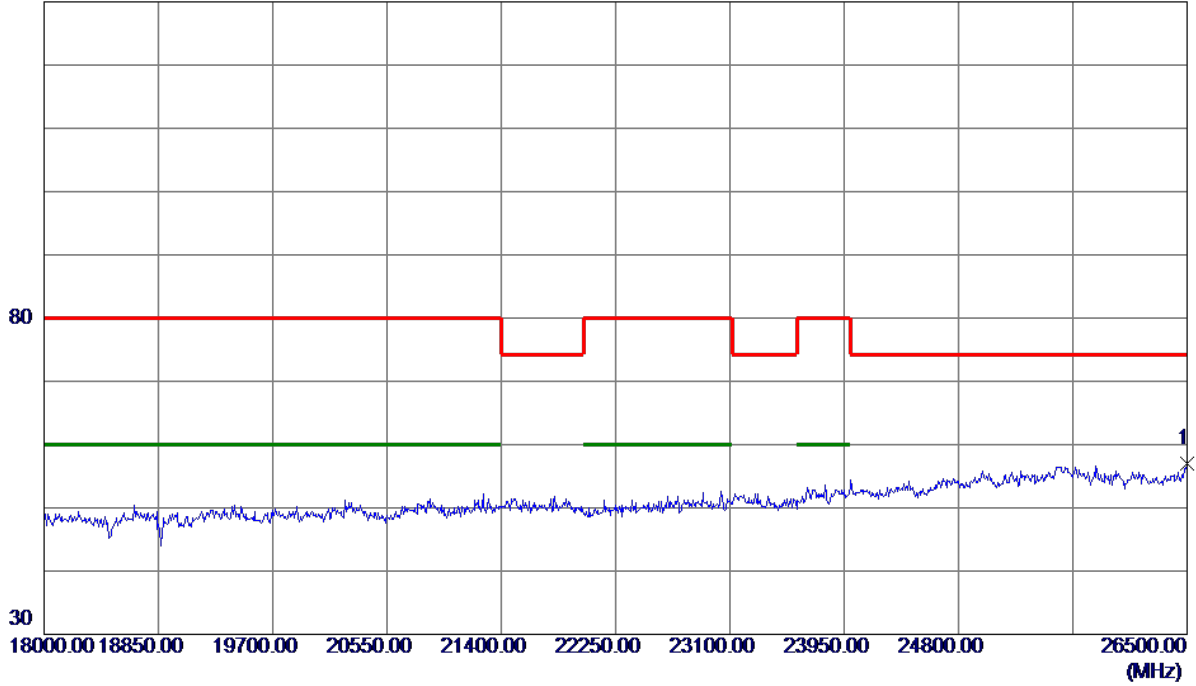
No.	Freq. MHz	Reading Level dBuV/m	Correct Factor dB	Measure ment dBuV/m	Limit dBuV/m	Margin dB	Detector	Comment
1 *	17983.0000	35.76	17.72	53.48	80.00	-26.52	Peak	



Orthogonal Axis :	X
Test Mode :	UNII-2C/ TX N40 Mode 5510MHz

**Horizontal**

130 dBuV/m



No.	Freq. MHz	Reading Level dBuV/m	Correct Factor dB	Measure ment dBuV/m	Limit dBuV/m	Margin dB	Detector	Comment
1 *	26500.0000	38.98	18.02	57.00	74.30	-17.30	Peak	

Orthogonal Axis :	X
Test Mode :	UNII-2C/ TX N40 Mode 5510MHz

**Horizontal**

130 dBuV/m

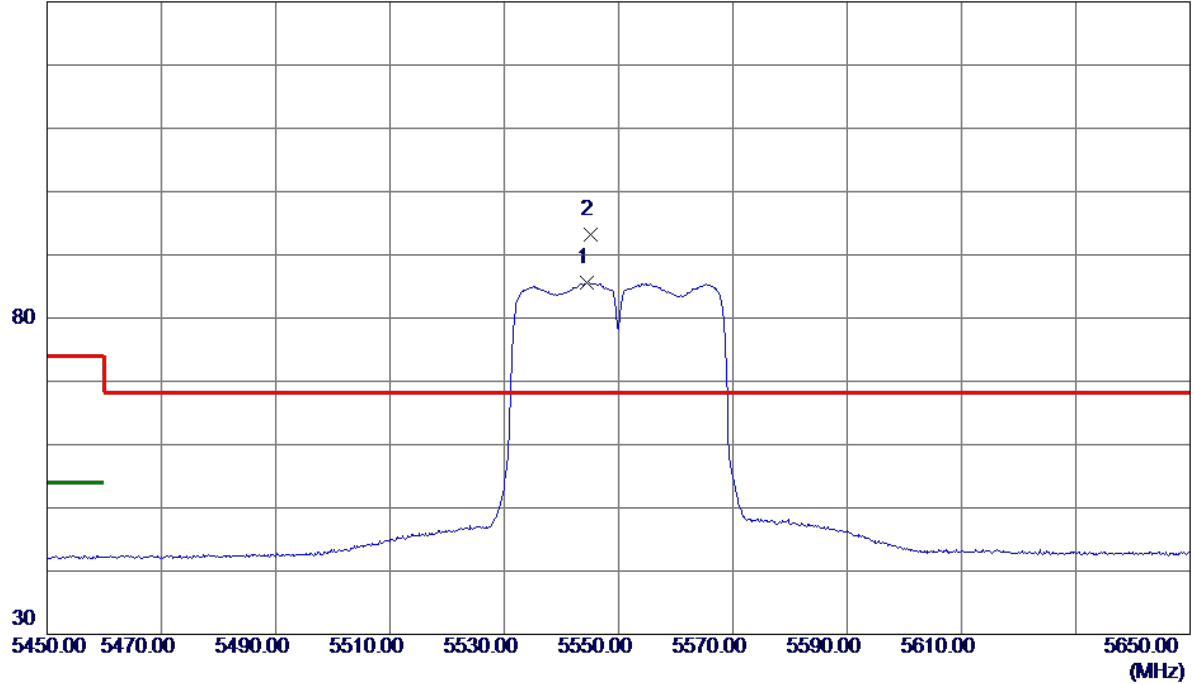


No.	Freq. MHz	Reading Level dBuV/m	Correct Factor dB	Measure ment dBuV/m	Limit dBuV/m	Margin dB	Detector	Comment
1 *	39473.5000	35.95	15.20	51.15	74.30	-23.15	Peak	

Orthogonal Axis :	X
Test Mode :	UNII-2C/ TX N40 Mode 5550MHz

**Vertical**

130 dBuV/m

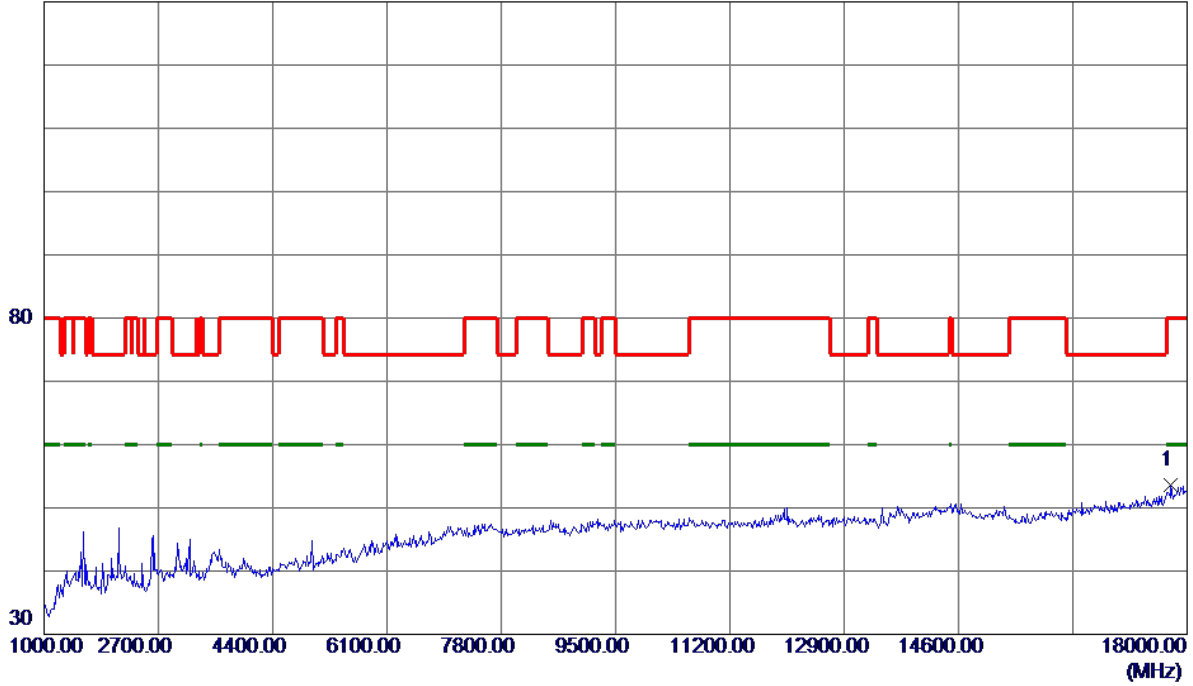


No.	Freq. MHz	Reading Level dBuV/m	Correct Factor dB	Measure ment dBuV/m	Limit dBuV/m	Margin dB	Detector	Comment
1	5544.5000	70.09	15.42	85.51	999.00	-913.49	AVG	No Limit
2 *	5545.1000	77.69	15.42	93.11	68.30	24.81	Peak	No Limit

Orthogonal Axis :	X
Test Mode :	UNII-2C/ TX N40 Mode 5550MHz

**Vertical**

130 dBuV/m

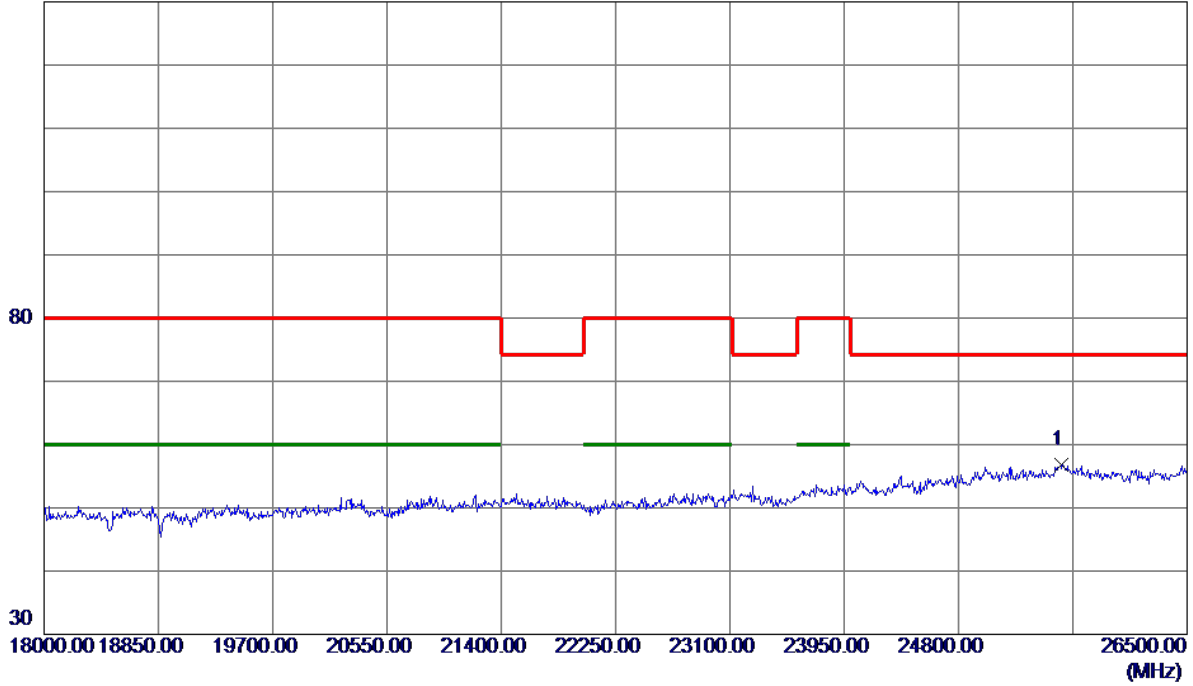


No.	Freq. MHz	Reading Level dBuV/m	Correct Factor dB	Measure ment dBuV/m	Limit dBuV/m	Margin dB	Detector	Comment
1 *	17762.0000	36.48	17.05	53.53	80.00	-26.47	Peak	

Orthogonal Axis :	X
Test Mode :	UNII-2C/ TX N40 Mode 5550MHz

**Vertical**

130 dBuV/m

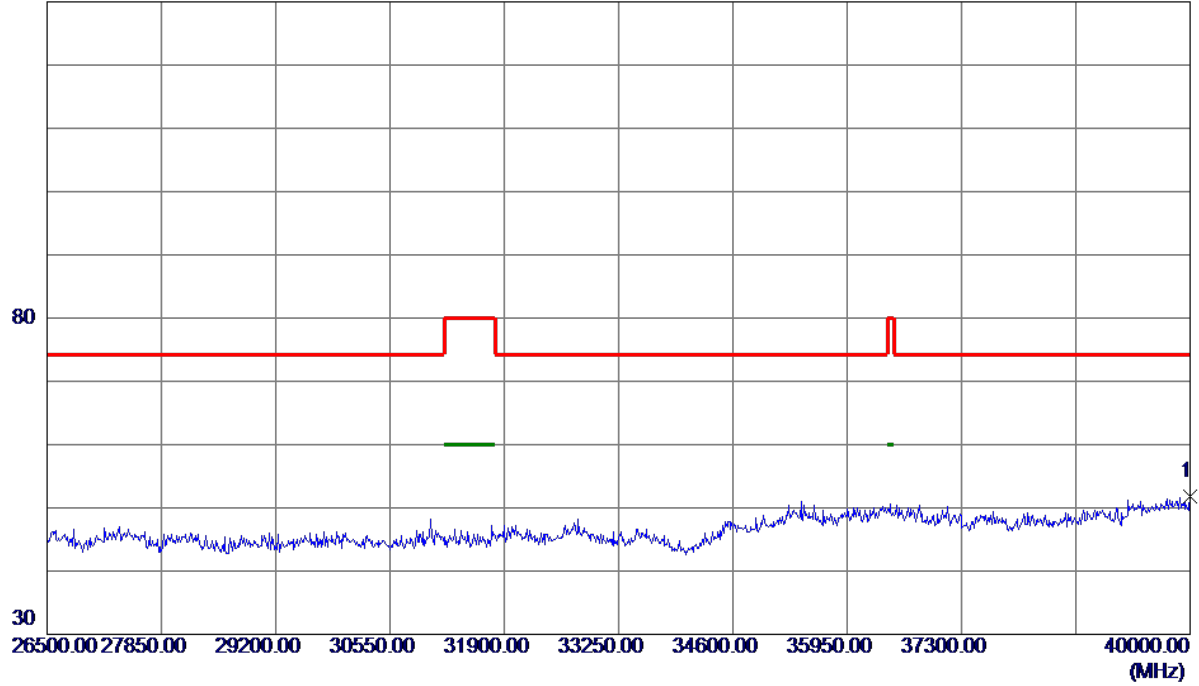


No.	Freq. MHz	Reading Level dBuV/m	Correct Factor dB	Measure ment dBuV/m	Limit dBuV/m	Margin dB	Detector	Comment
1 *	25560.7500	39.61	17.26	56.87	74.30	-17.43	Peak	

Orthogonal Axis :	X
Test Mode :	UNII-2C/ TX N40 Mode 5550MHz

**Vertical**

130 dBuV/m

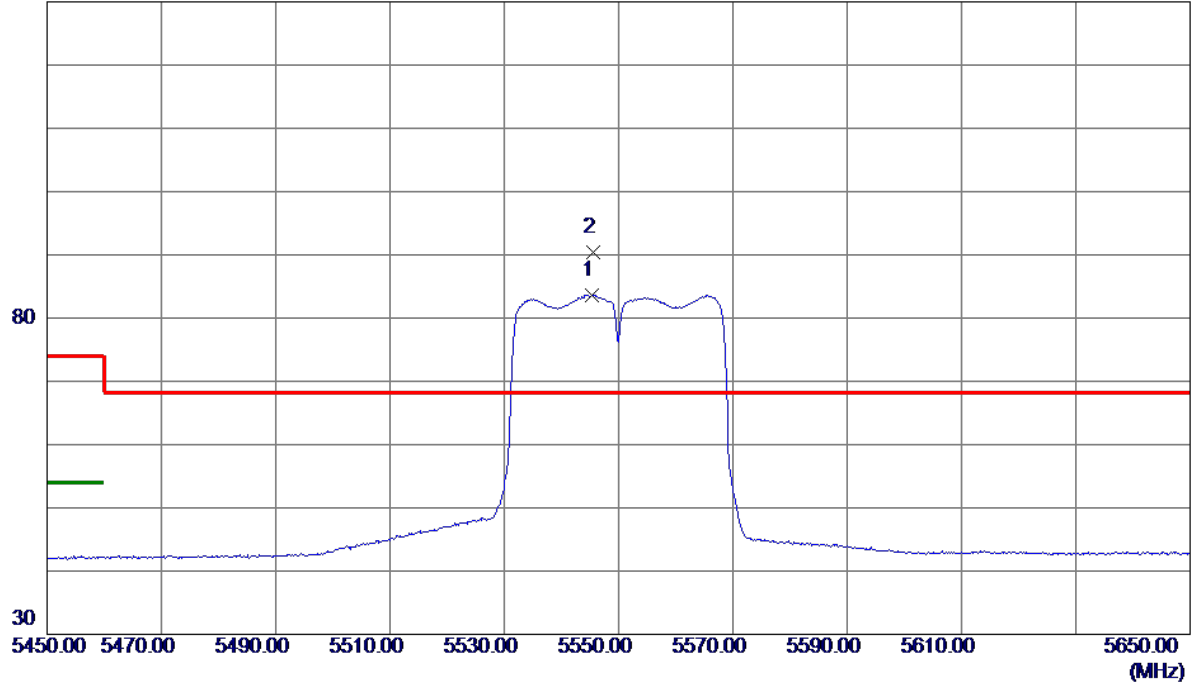


No.	Freq. MHz	Reading Level dBuV/m	Correct Factor dB	Measure ment dBuV/m	Limit dBuV/m	Margin dB	Detector	Comment
1 *	40000.0000	36.12	15.62	51.74	74.30	-22.56	Peak	

Orthogonal Axis :	X
Test Mode :	UNII-2C/ TX N40 Mode 5550MHz

**Horizontal**

130 dBuV/m

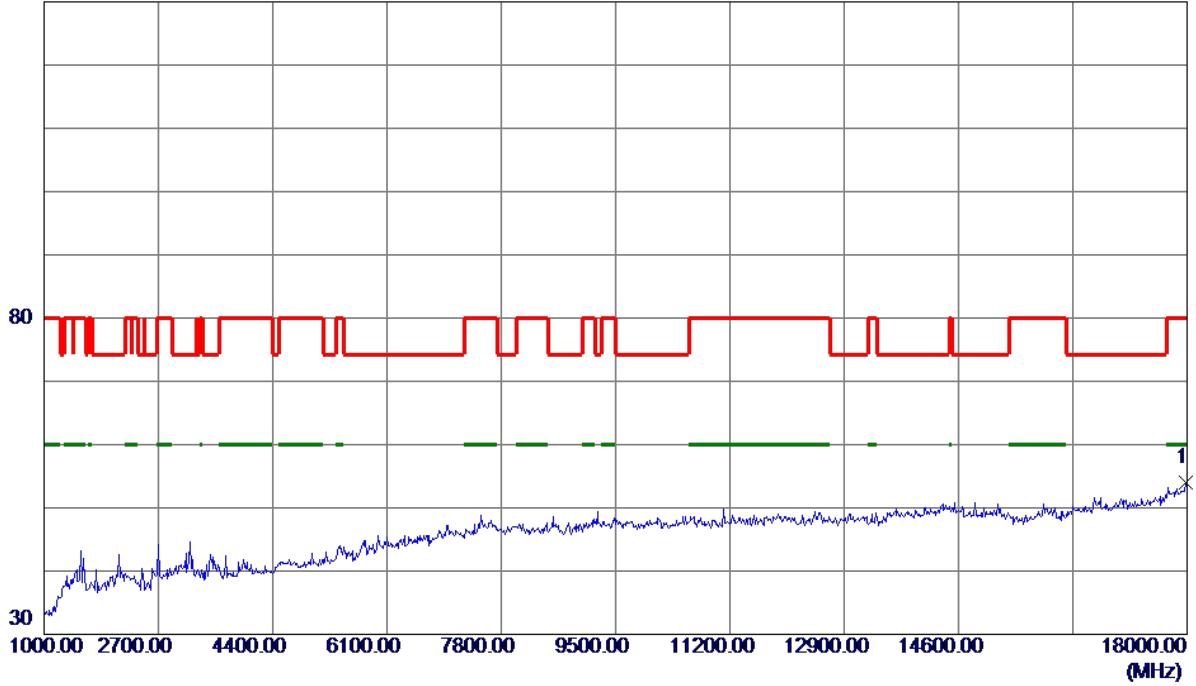


No.	Freq. MHz	Reading Level dBuV/m	Correct Factor dB	Measure ment dBuV/m	Limit dBuV/m	Margin dB	Detector	Comment
1	5545.3000	68.18	15.42	83.60	999.00	-915.40	AVG	No Limit
2 *	5545.5000	74.98	15.42	90.40	68.30	22.10	Peak	No Limit

Orthogonal Axis :	X
Test Mode :	UNII-2C/ TX N40 Mode 5550MHz

**Horizontal**

130 dBuV/m



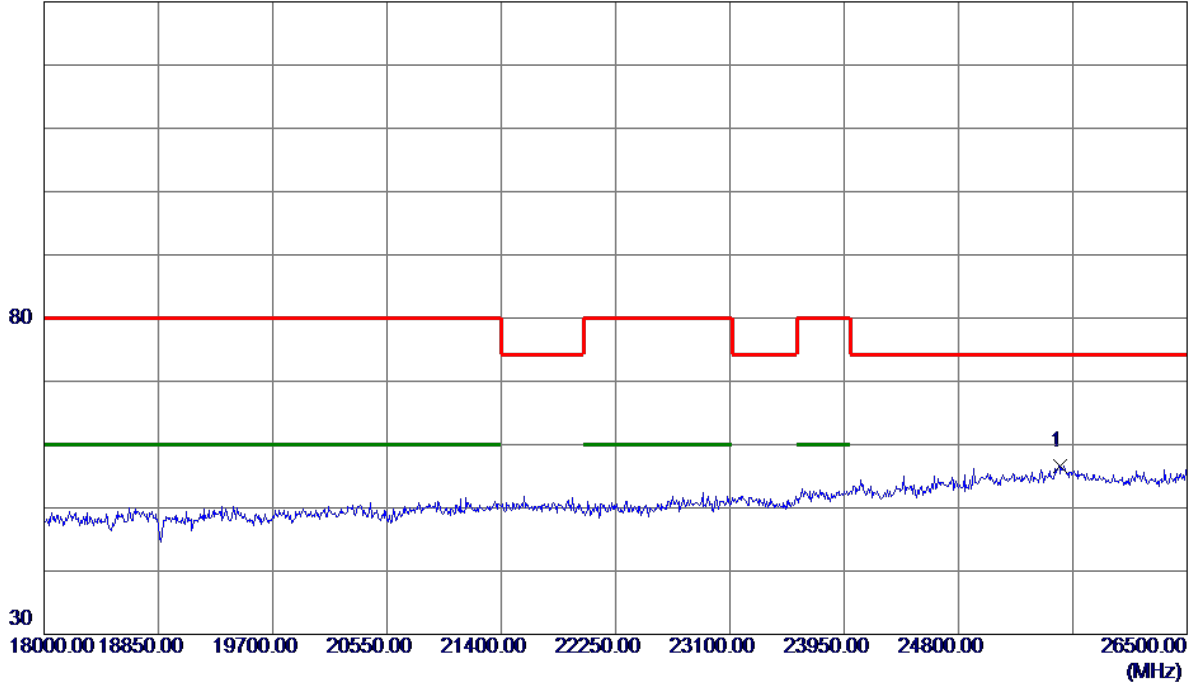
No.	Freq. MHz	Reading Level dBuV/m	Correct Factor dB	Measure ment dBuV/m	Limit dBuV/m	Margin dB	Detector	Comment
1 *	17974.5000	36.28	17.69	53.97	80.00	-26.03	Peak	



Orthogonal Axis :	X
Test Mode :	UNII-2C/ TX N40 Mode 5550MHz

**Horizontal**

130 dBuV/m

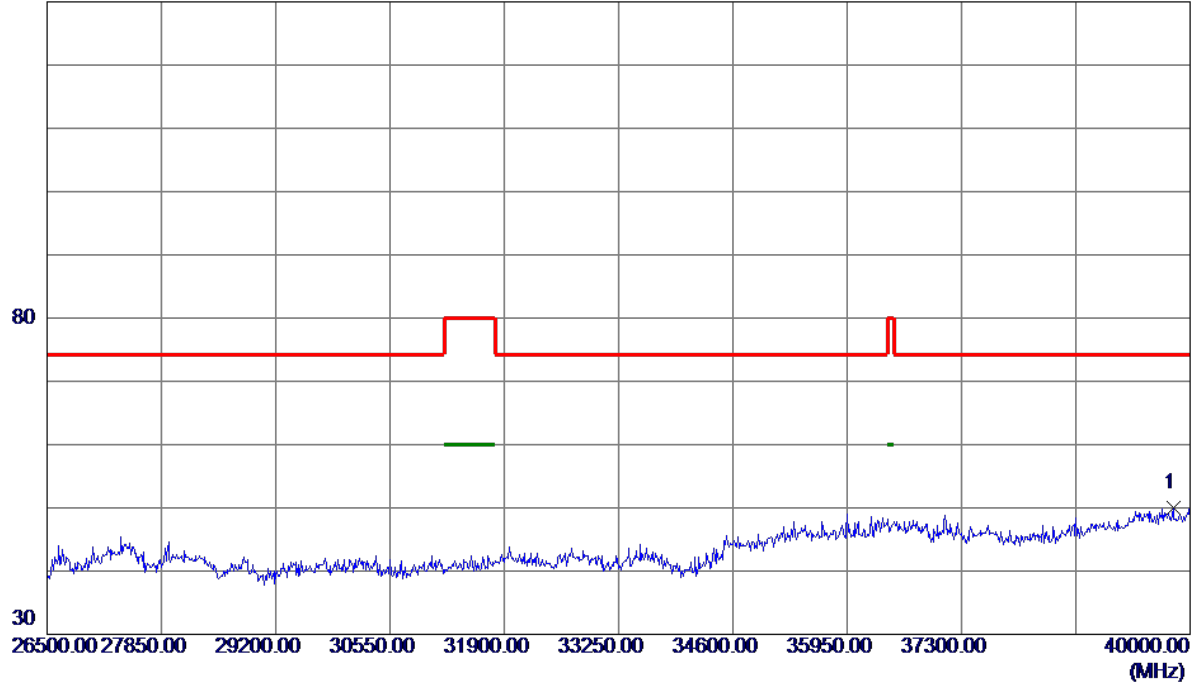


No.	Freq. MHz	Reading Level dBuV/m	Correct Factor dB	Measure ment dBuV/m	Limit dBuV/m	Margin dB	Detector	Comment
1 *	25552.2500	39.32	17.27	56.59	74.30	-17.71	Peak	

Orthogonal Axis :	X
Test Mode :	UNII-2C/ TX N40 Mode 5550MHz

**Horizontal**

130 dBuV/m



No.	Freq. MHz	Reading Level dBuV/m	Correct Factor dB	Measure ment dBuV/m	Limit dBuV/m	Margin dB	Detector	Comment
1 *	39804.2500	34.45	15.50	49.95	74.30	-24.35	Peak	

Orthogonal Axis :	X
Test Mode :	UNII-2C/ TX N40 Mode 5670MHz

**Vertical**

130 dBuV/m

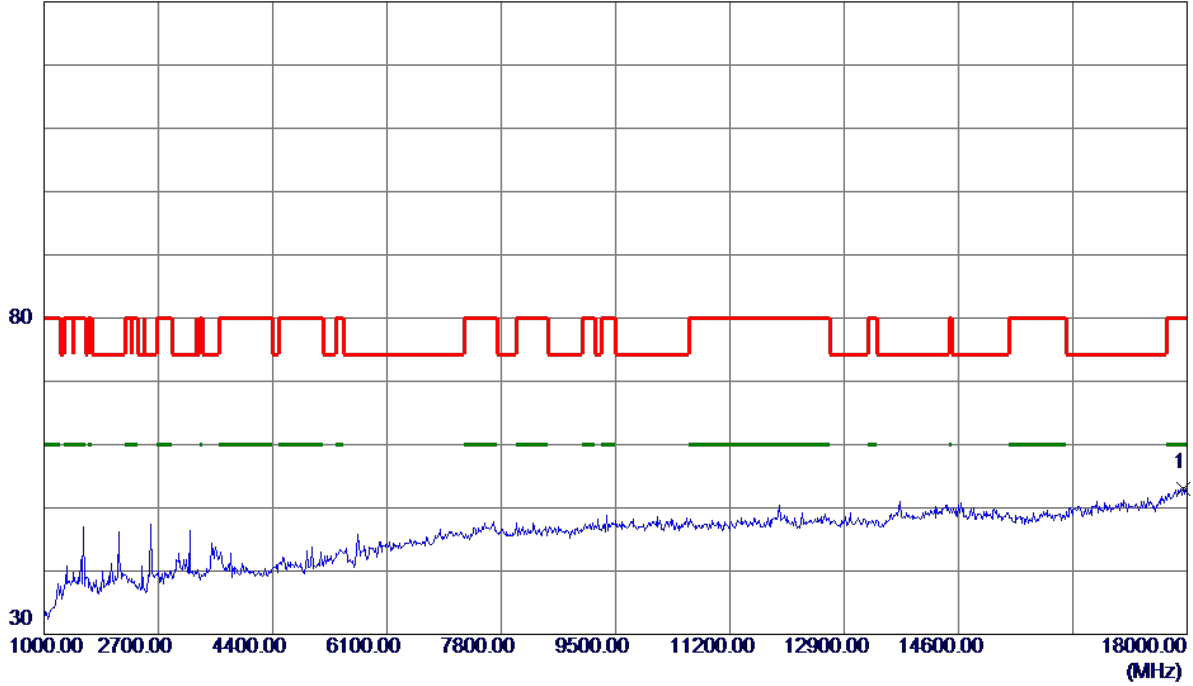


No.	Freq. MHz	Reading Level dBuV/m	Correct Factor dB	Measure ment dBuV/m	Limit dBuV/m	Margin dB	Detector	Comment
1 *	5656.0000	77.81	15.79	93.60	68.30	25.30	Peak	No Limit
2	5664.1000	70.16	15.81	85.97	999.00	-913.03	AVG	No Limit
3	5725.0000	34.65	16.02	50.67	68.30	-17.63	Peak	

Orthogonal Axis :	X
Test Mode :	UNII-2C/ TX N40 Mode 5670MHz

**Vertical**

130 dBuV/m

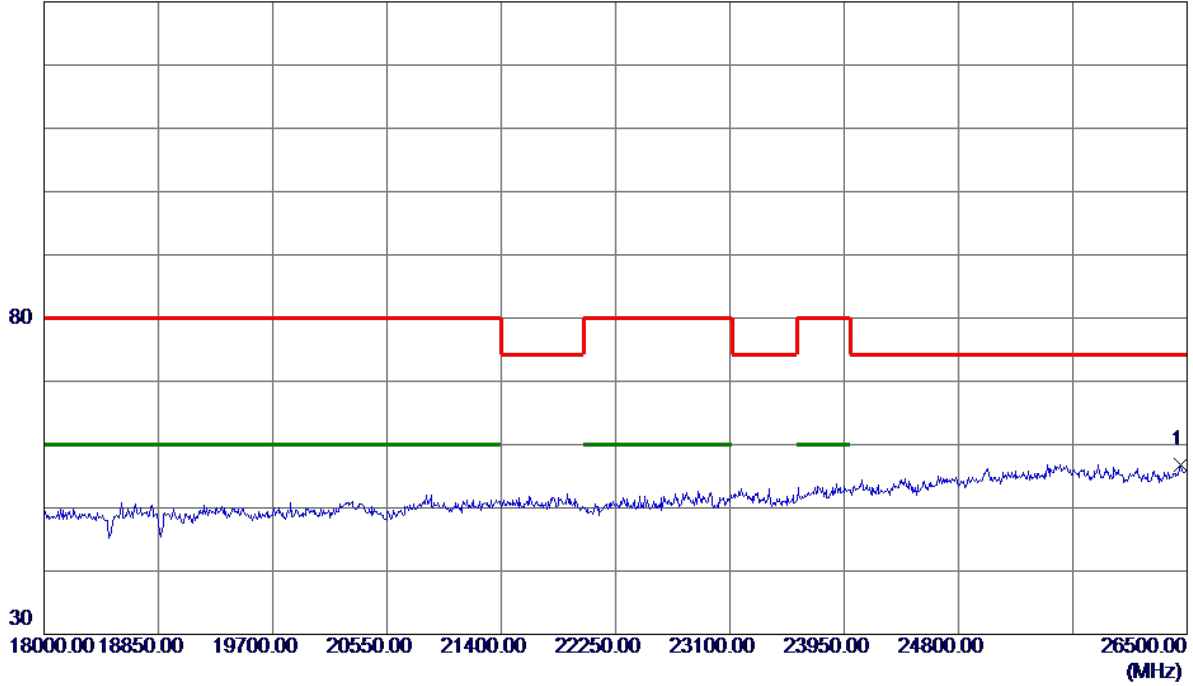


No.	Freq. MHz	Reading Level dBuV/m	Correct Factor dB	Measure ment dBuV/m	Limit dBuV/m	Margin dB	Detector	Comment
1 *	17940.5000	35.51	17.59	53.10	80.00	-26.90	Peak	

Orthogonal Axis :	X
Test Mode :	UNII-2C/ TX N40 Mode 5670MHz

**Vertical**

130 dBuV/m

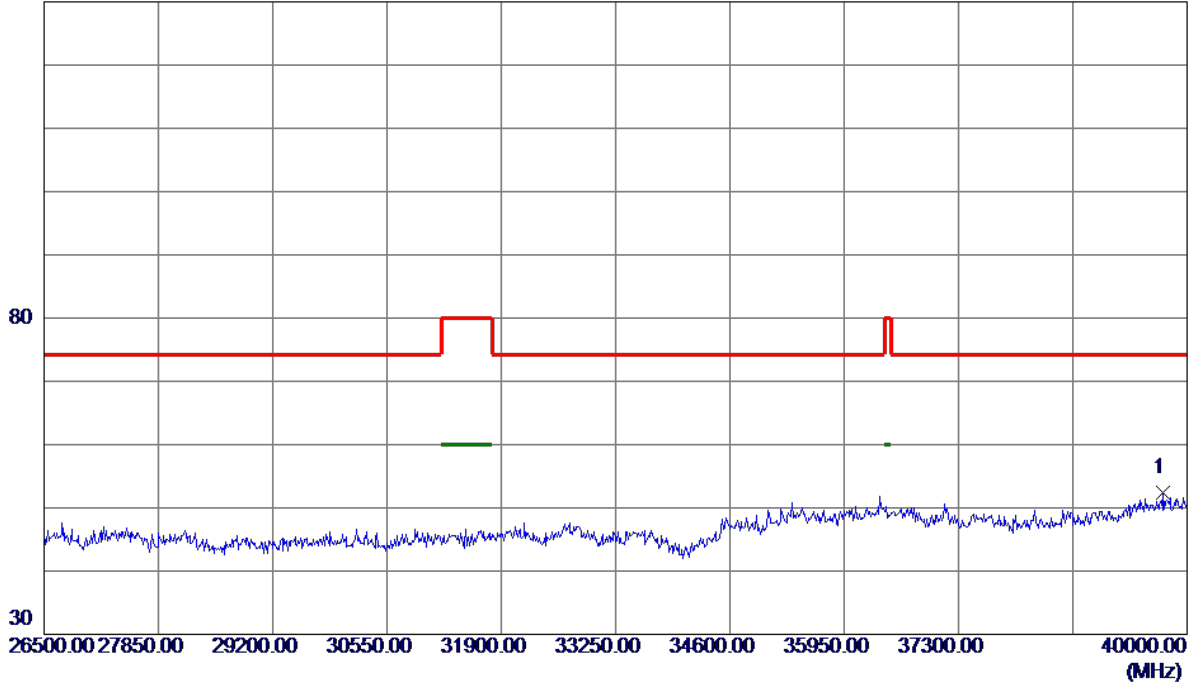


No.	Freq. MHz	Reading Level dBuV/m	Correct Factor dB	Measure ment dBuV/m	Limit dBuV/m	Margin dB	Detector	Comment
1 *	26453.2500	38.88	17.90	56.78	74.30	-17.52	Peak	

Orthogonal Axis :	X
Test Mode :	UNII-2C/ TX N40 Mode 5670MHz

**Vertical**

130 dBuV/m

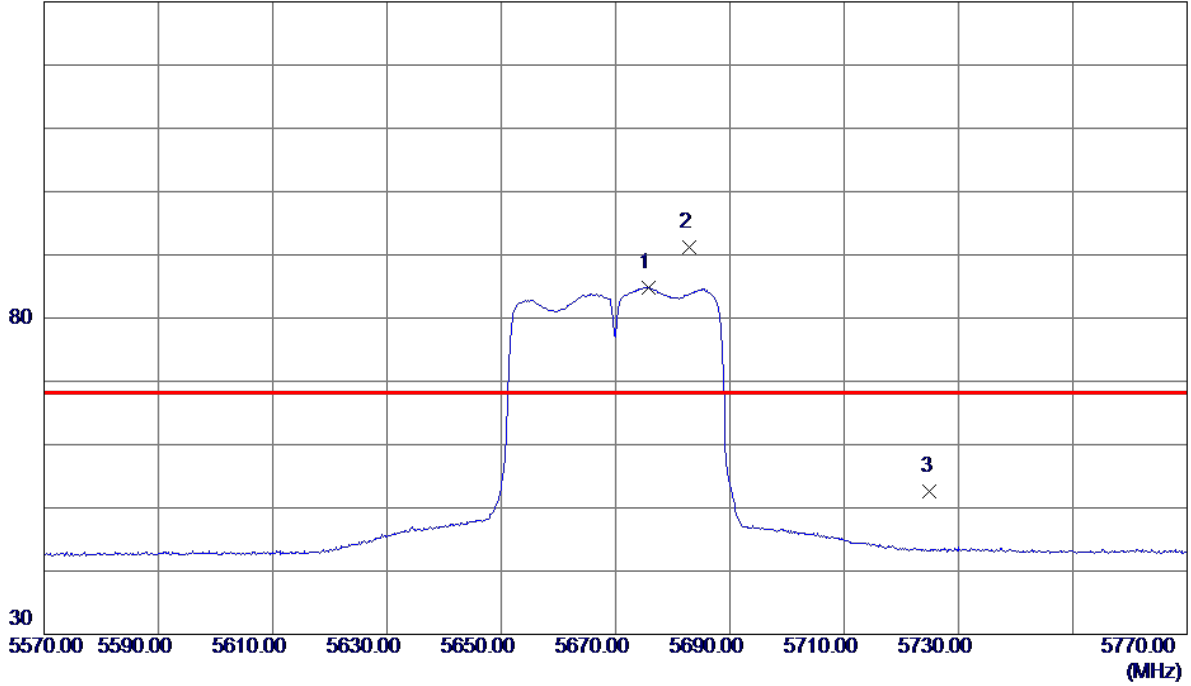


No.	Freq. MHz	Reading Level dBuV/m	Correct Factor dB	Measure ment dBuV/m	Limit dBuV/m	Margin dB	Detector	Comment
1 *	39716.5000	36.89	15.44	52.33	74.30	-21.97	Peak	

Orthogonal Axis :	X
Test Mode :	UNII-2C/ TX N40 Mode 5670MHz

**Horizontal**

130 dBuV/m

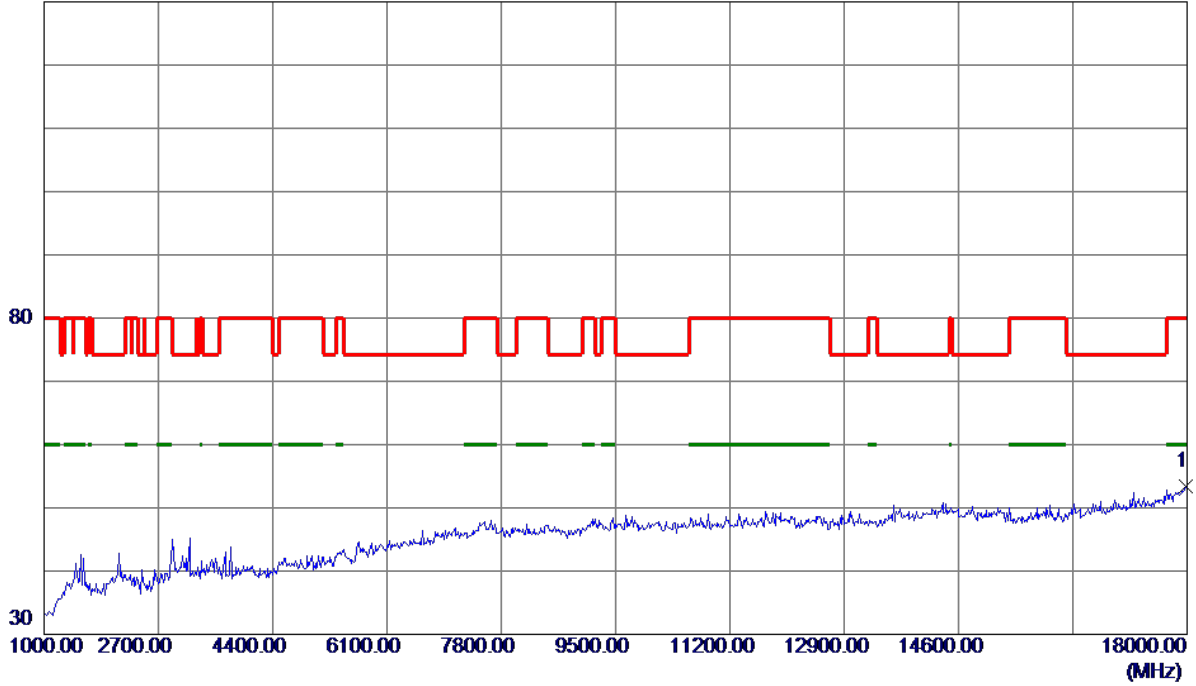


No.	Freq. MHz	Reading Level dBuV/m	Correct Factor dB	Measure ment dBuV/m	Limit dBuV/m	Margin dB	Detector	Comment
1	5675.8000	68.94	15.85	84.79	999.00	-914.21	AVG	No Limit
2 *	5682.8000	75.39	15.88	91.27	68.30	22.97	Peak	No Limit
3	5725.0000	36.50	16.02	52.52	68.30	-15.78	Peak	

Orthogonal Axis :	X
Test Mode :	UNII-2C/ TX N40 Mode 5670MHz

**Horizontal**

130 dBuV/m



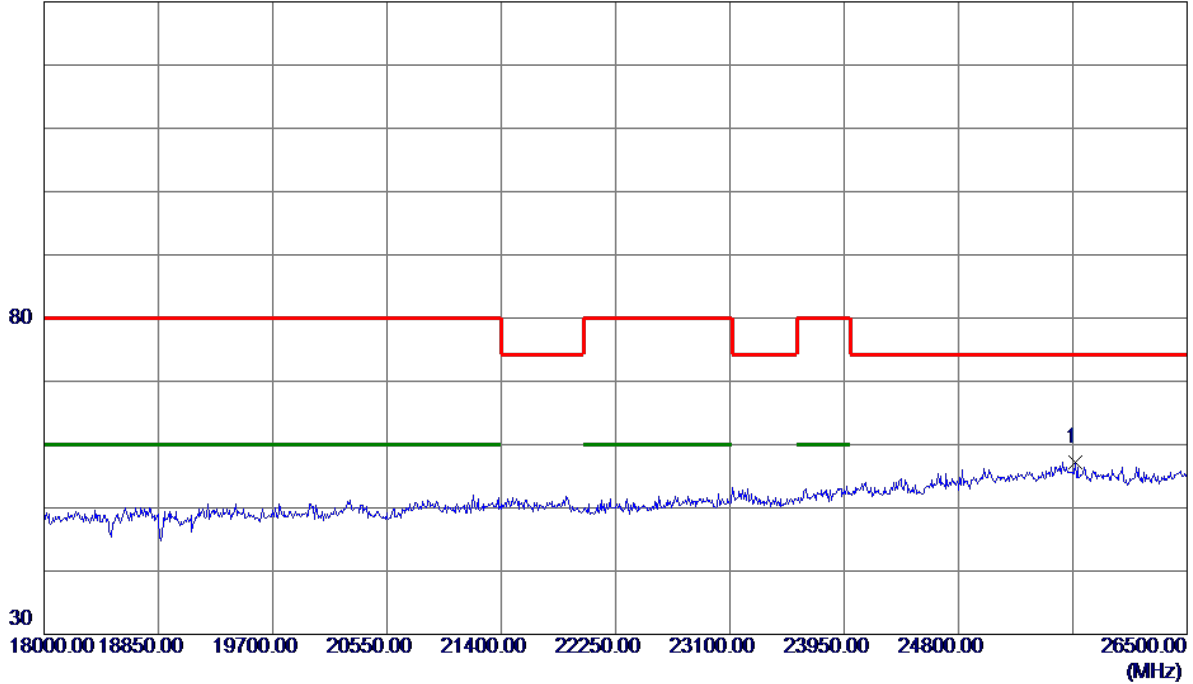
No.	Freq. MHz	Reading Level dBuV/m	Correct Factor dB	Measure ment dBuV/m	Limit dBuV/m	Margin dB	Detector	Comment
1 *	17974.5000	35.78	17.69	53.47	80.00	-26.53	Peak	



Orthogonal Axis :	X
Test Mode :	UNII-2C/ TX N40 Mode 5670MHz

**Horizontal**

130 dBuV/m

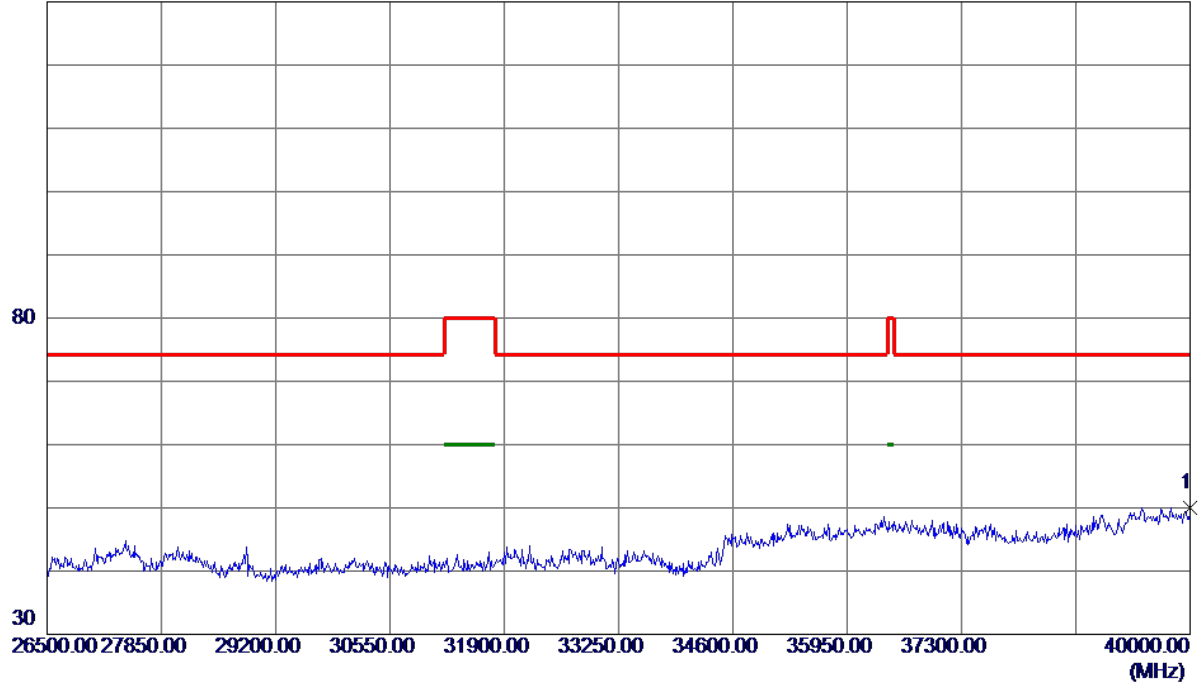


No.	Freq. MHz	Reading Level dBuV/m	Correct Factor dB	Measure ment dBuV/m	Limit dBuV/m	Margin dB	Detector	Comment
1 *	25667.0000	40.14	17.14	57.28	74.30	-17.02	Peak	

Orthogonal Axis :	X
Test Mode :	UNII-2C/ TX N40 Mode 5670MHz

**Horizontal**

130 dBuV/m

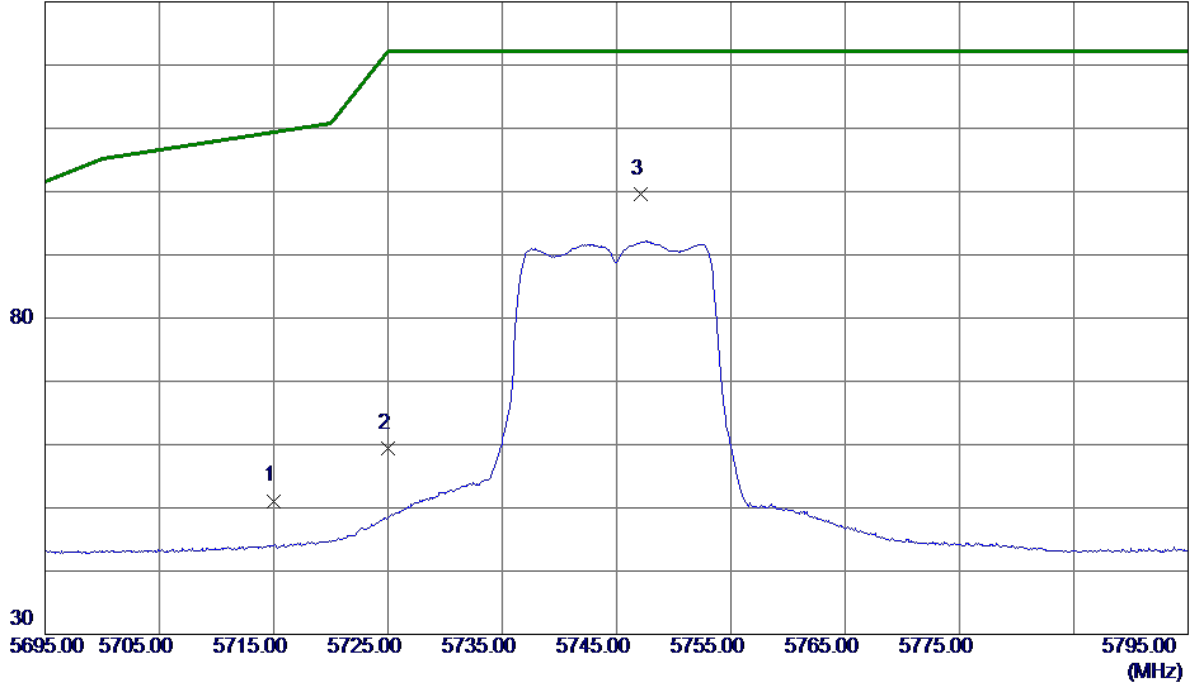


No.	Freq. MHz	Reading Level dBuV/m	Correct Factor dB	Measure ment dBuV/m	Limit dBuV/m	Margin dB	Detector	Comment
1 *	40000.0000	34.43	15.62	50.05	74.30	-24.25	Peak	

Orthogonal Axis:	X
Test Mode:	UNII-3/TX A Mode 5745 MHz

**Vertical**

130 dBuV/m

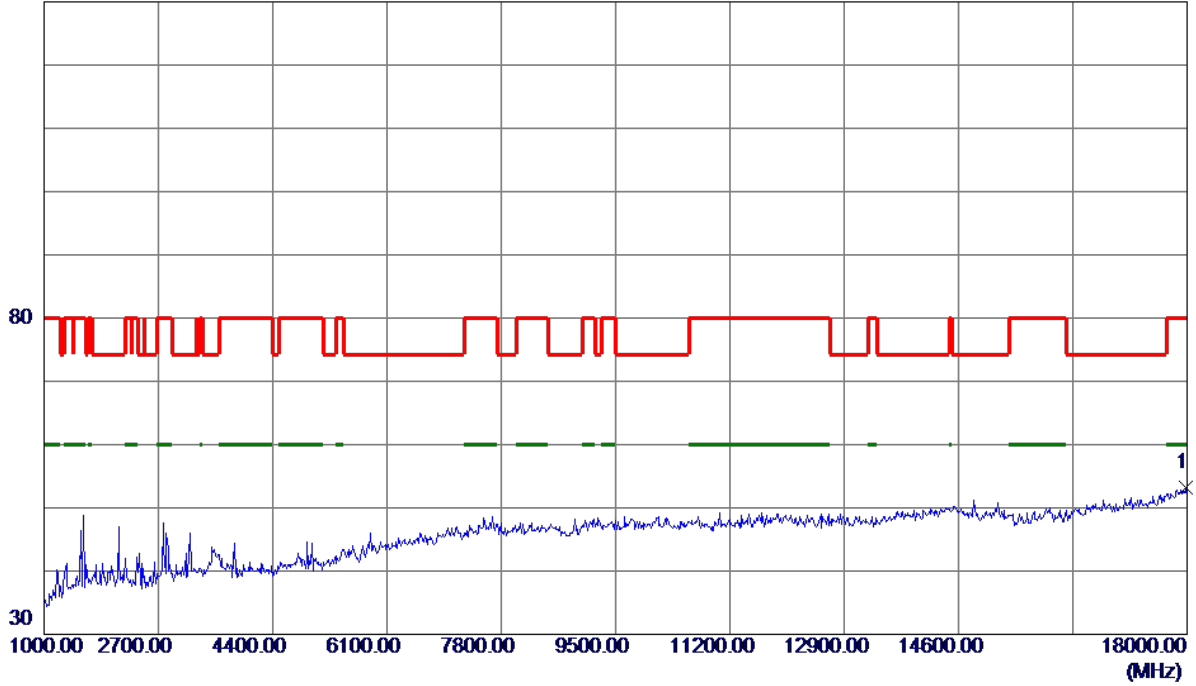


No.	Freq. MHz	Reading Level dBuV/m	Correct Factor dB	Measure ment dBuV/m	Limit dBuV/m	Margin dB	Detector	Comment
1	5715.0000	35.12	15.98	51.10	109.40	-58.30	Peak	
2	5725.0000	43.34	16.02	59.36	122.20	-62.84	Peak	
3 *	5747.1000	83.55	16.09	99.64	122.20	-22.56	Peak	No Limit

Orthogonal Axis:	X
Test Mode:	UNII-3/TX A Mode 5745 MHz

**Vertical**

130 dBuV/m

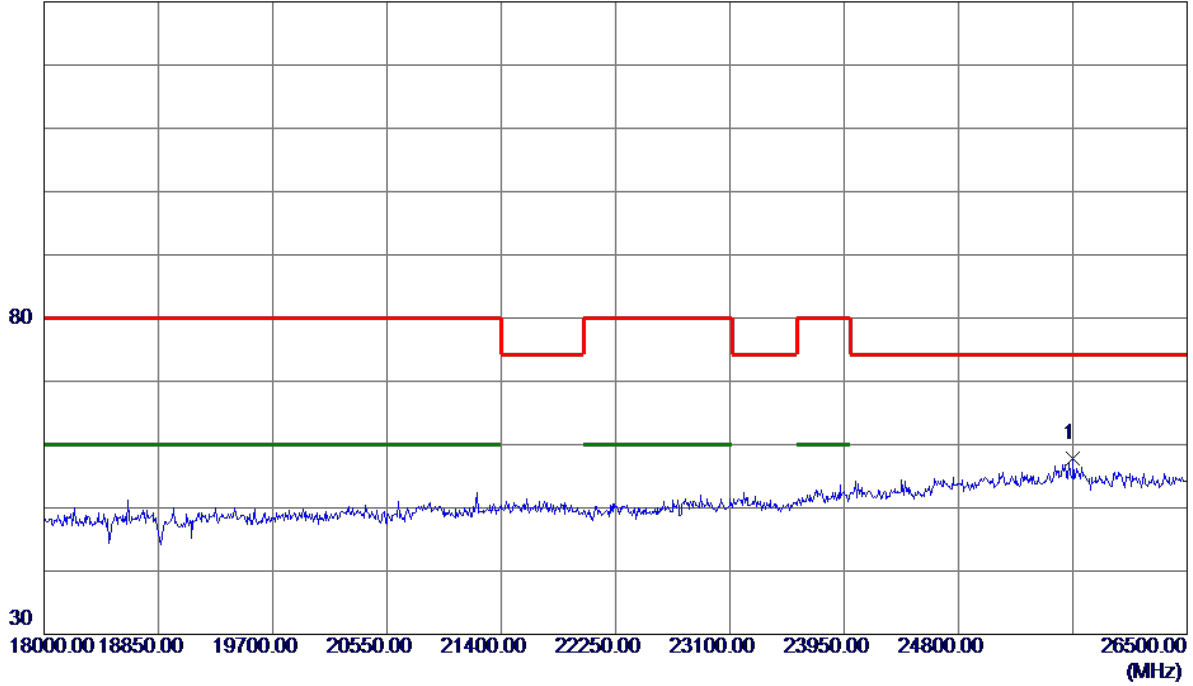


No.	Freq. MHz	Reading Level dBuV/m	Correct Factor dB	Measure ment dBuV/m	Limit dBuV/m	Margin dB	Detector	Comment
1 *	17974.5000	35.59	17.69	53.28	80.00	-26.72	Peak	

Orthogonal Axis:	X
Test Mode:	UNII-3/TX A Mode 5745 MHz

**Vertical**

130 dBuV/m

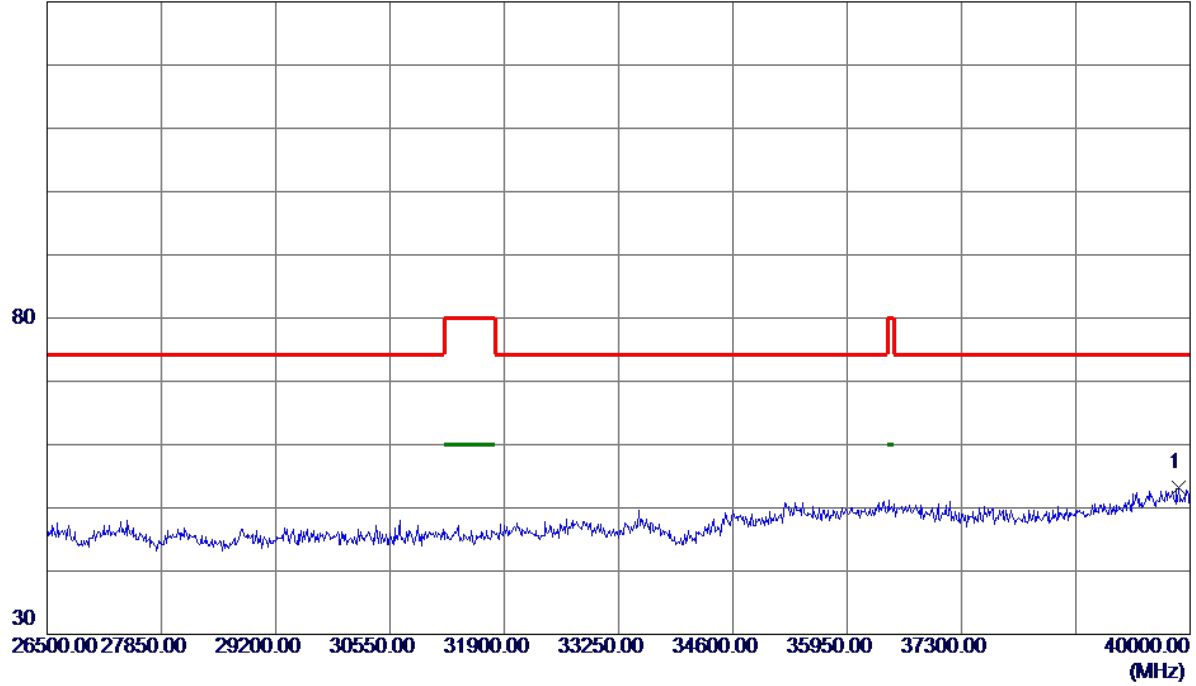


No.	Freq. MHz	Reading Level dBuV/m	Correct Factor dB	Measure ment dBuV/m	Limit dBuV/m	Margin dB	Detector	Comment
1 *	25650.0000	40.57	17.16	57.73	74.30	-16.57	Peak	

Orthogonal Axis:	X
Test Mode:	UNII-3/TX A Mode 5745 MHz

**Vertical**

130 dBuV/m

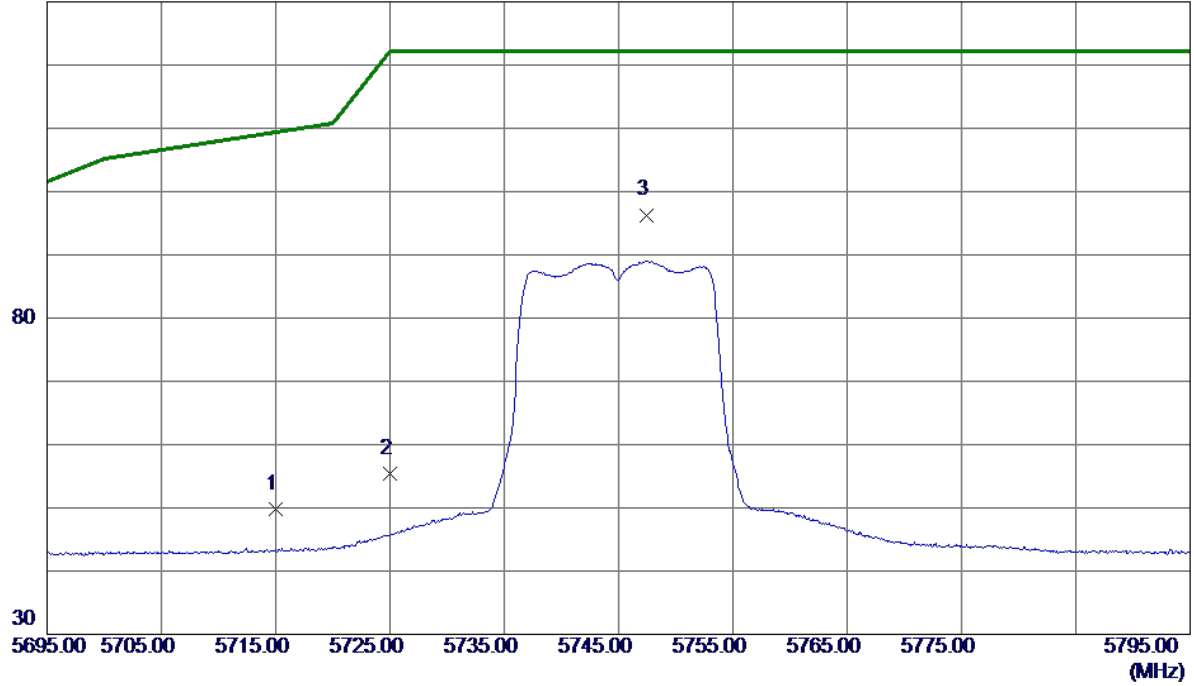


No.	Freq. MHz	Reading Level dBuV/m	Correct Factor dB	Measure ment dBuV/m	Limit dBuV/m	Margin dB	Detector	Comment
1 *	39865.0000	37.60	15.54	53.14	74.30	-21.16	Peak	

Orthogonal Axis:	X
Test Mode:	UNII-3/TX A Mode 5745 MHz

**Horizontal**

130 dBuV/m

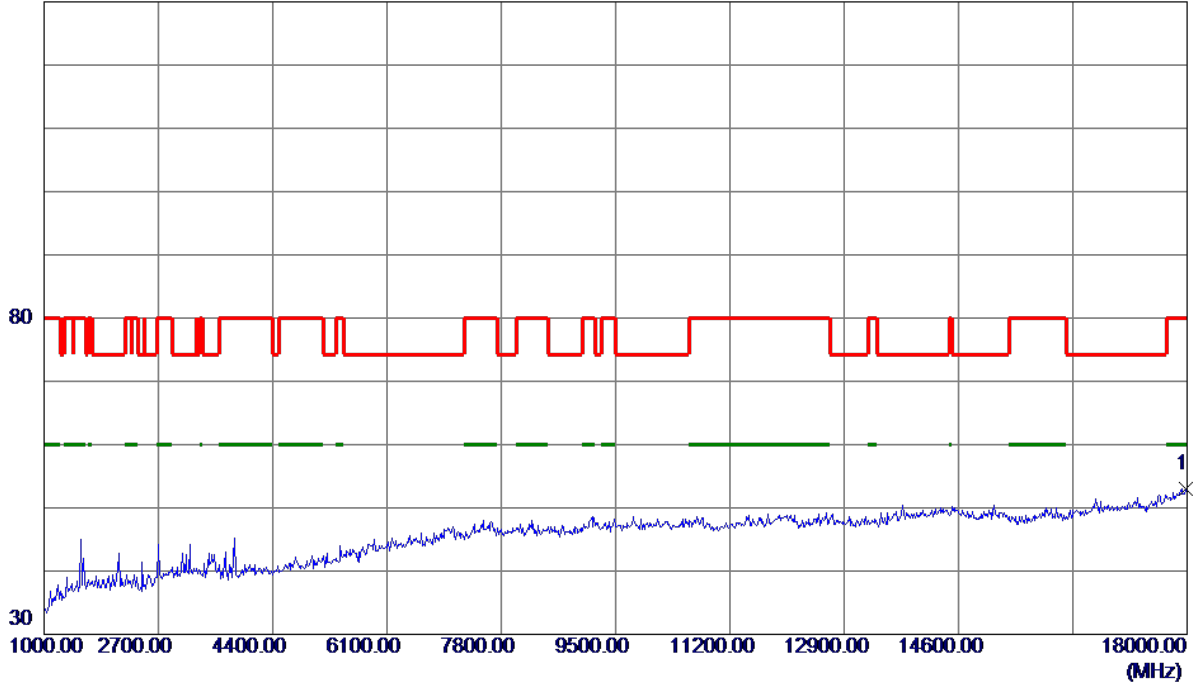


No.	Freq. MHz	Reading Level dBuV/m	Correct Factor dB	Measure ment dBuV/m	Limit dBuV/m	Margin dB	Detector	Comment
1	5715.0000	33.75	15.98	49.73	109.40	-59.67	Peak	
2	5725.0000	39.40	16.02	55.42	122.20	-66.78	Peak	
3 *	5747.4000	80.21	16.09	96.30	122.20	-25.90	Peak	No Limit

Orthogonal Axis:	X
Test Mode:	UNII-3/TX A Mode 5745 MHz

**Horizontal**

130 dBuV/m



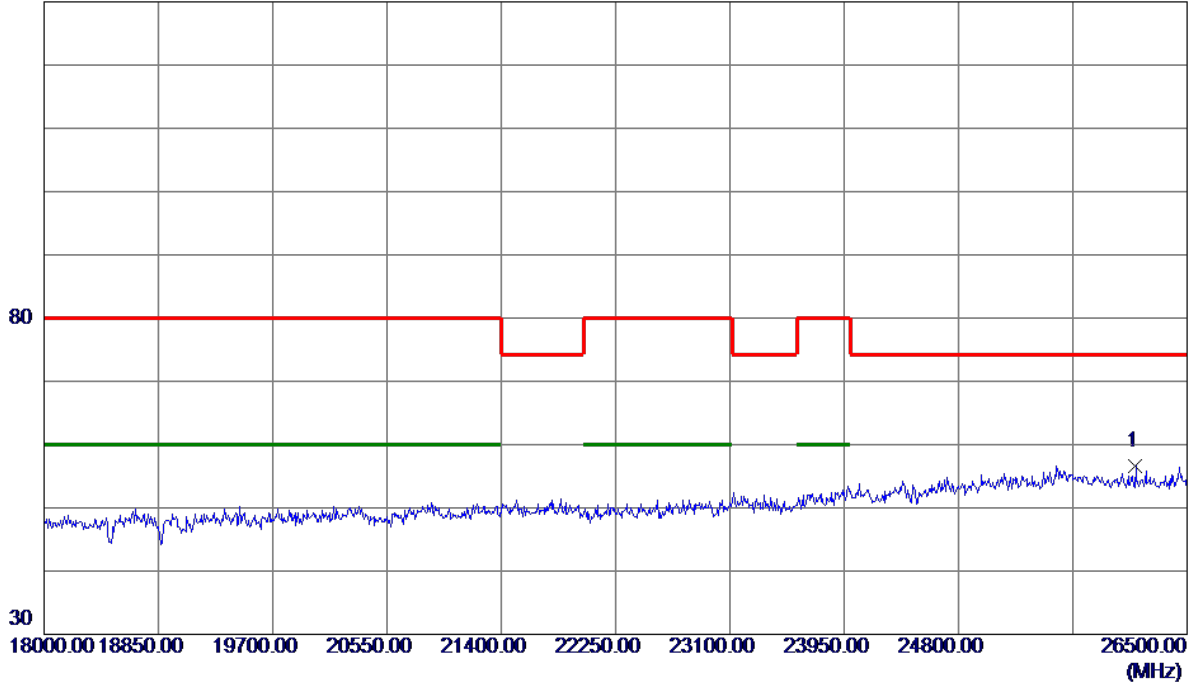
No.	Freq. MHz	Reading Level dBuV/m	Correct Factor dB	Measure ment dBuV/m	Limit dBuV/m	Margin dB	Detector	Comment
1 *	17974.5000	35.35	17.69	53.04	80.00	-26.96	Peak	



Orthogonal Axis:	X
Test Mode:	UNII-3/TX A Mode 5745 MHz

**Horizontal**

130 dBuV/m

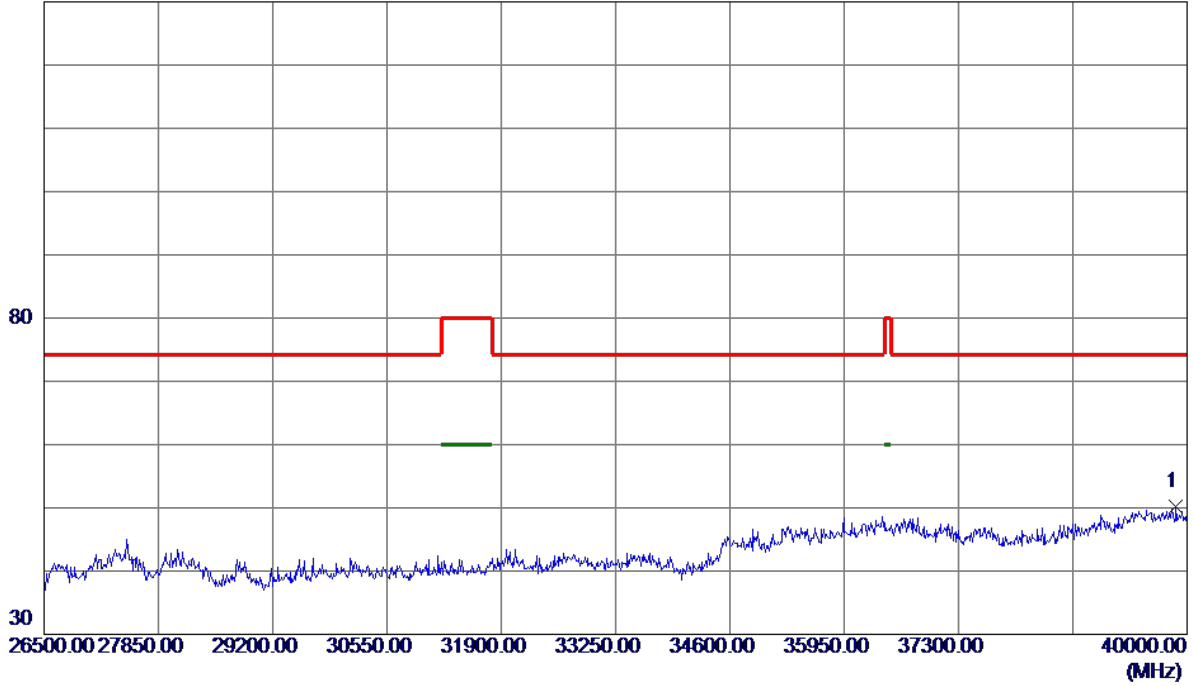


No.	Freq. MHz	Reading Level dBuV/m	Correct Factor dB	Measure ment dBuV/m	Limit dBuV/m	Margin dB	Detector	Comment
1 *	26117.5000	39.63	17.06	56.69	74.30	-17.61	Peak	

Orthogonal Axis:	X
Test Mode:	UNII-3/TX A Mode 5745 MHz

**Horizontal**

130 dBuV/m

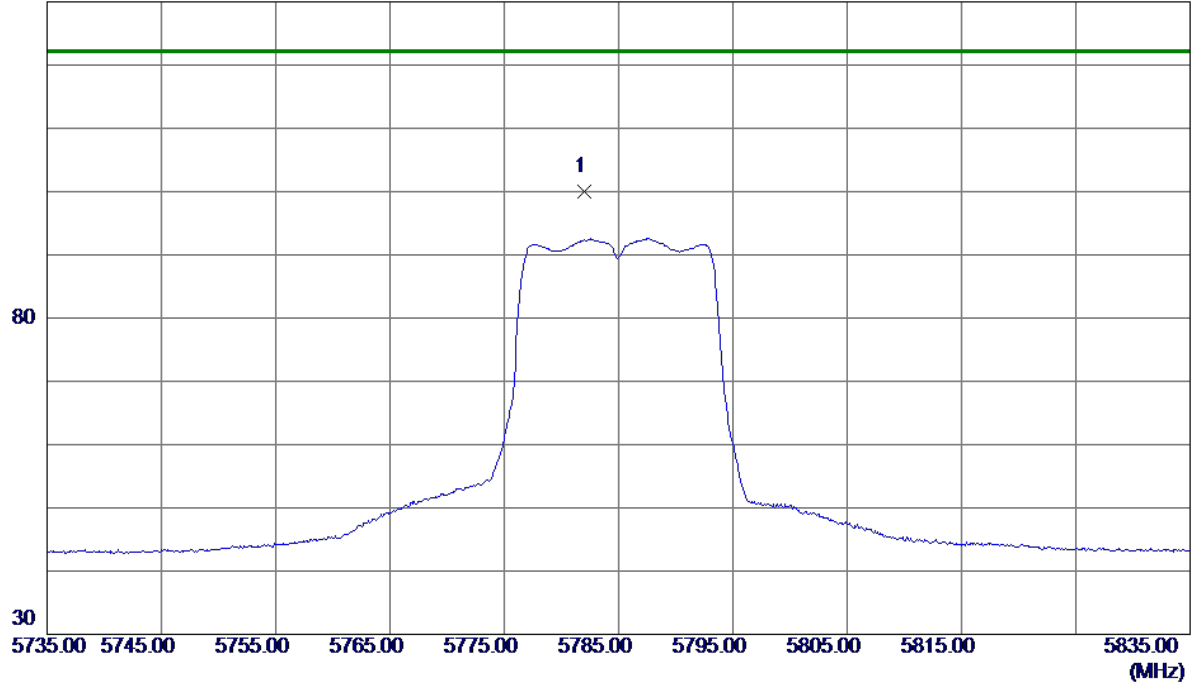


No.	Freq. MHz	Reading Level dBuV/m	Correct Factor dB	Measure ment dBuV/m	Limit dBuV/m	Margin dB	Detector	Comment
1 *	39871.7500	34.60	15.54	50.14	74.30	-24.16	Peak	

Orthogonal Axis:	X
Test Mode:	UNII-3/TX A Mode 5785 MHz

**Vertical**

130 dBuV/m

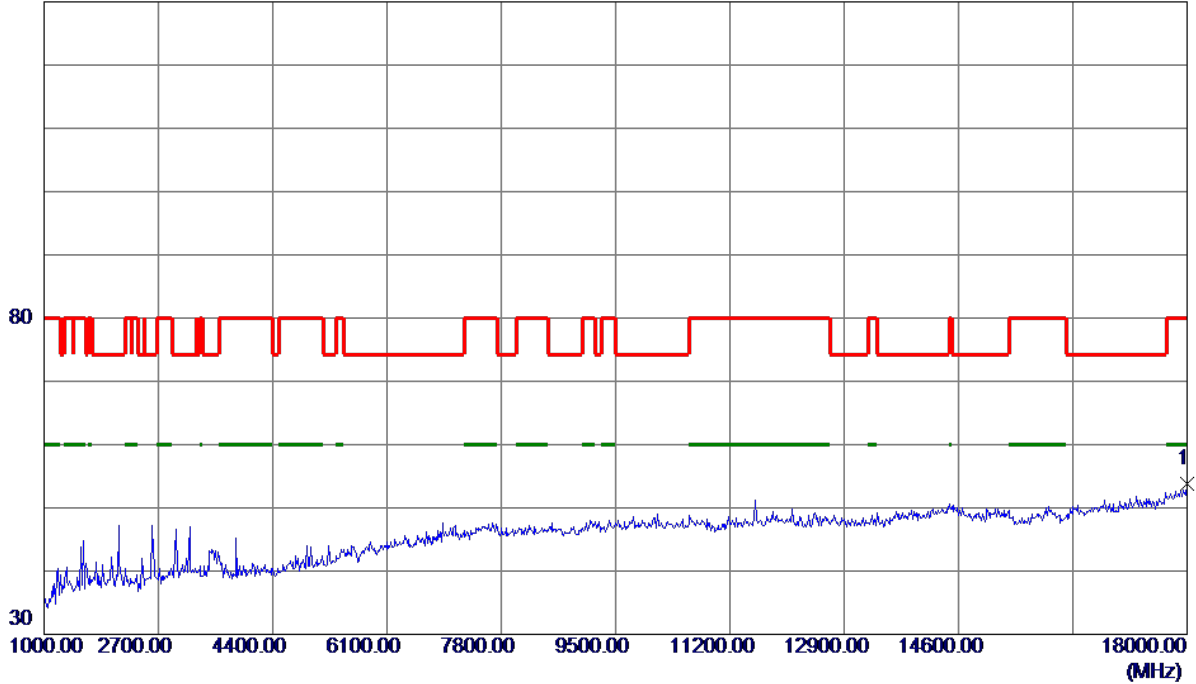


No.	Freq. MHz	Reading Level dBuV/m	Correct Factor dB	Measure ment dBuV/m	Limit dBuV/m	Margin dB	Detector	Comment
1 *	5782.0000	83.79	16.21	100.00	122.20	-22.20	Peak	No Limit

Orthogonal Axis:	X
Test Mode:	UNII-3/TX A Mode 5785 MHz

**Vertical**

130 dBuV/m

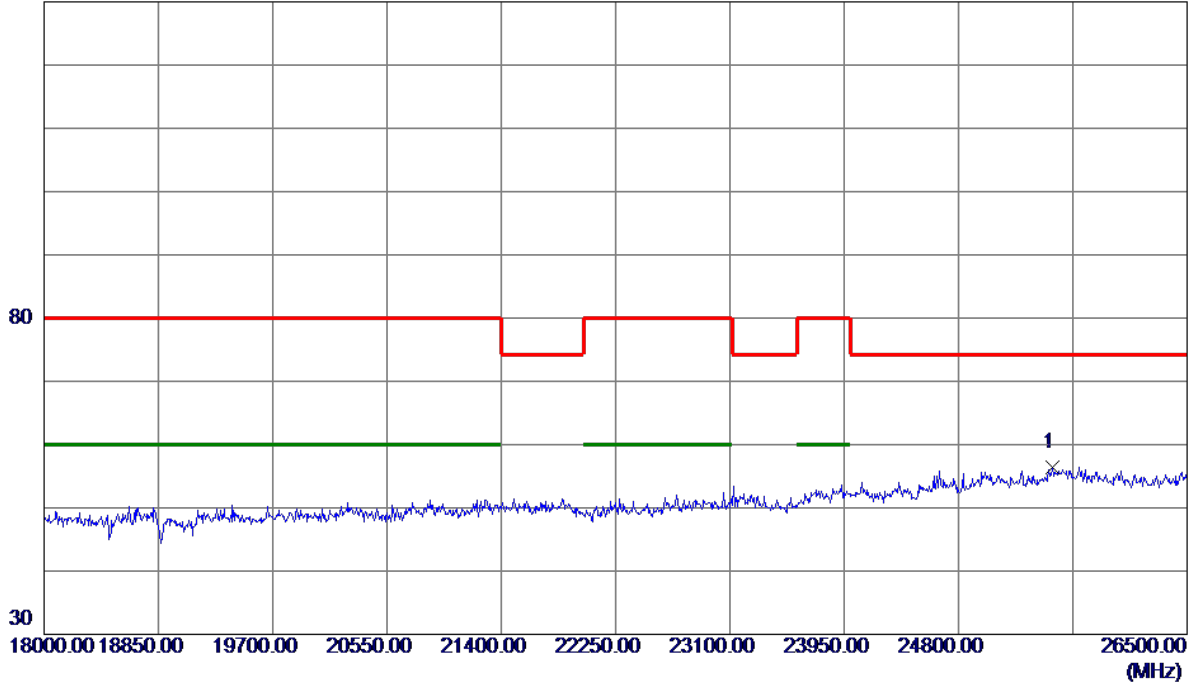


No.	Freq. MHz	Reading Level dBuV/m	Correct Factor dB	Measure ment dBuV/m	Limit dBuV/m	Margin dB	Detector	Comment
1 *	17991.5000	36.04	17.74	53.78	80.00	-26.22	Peak	

Orthogonal Axis:	X
Test Mode:	UNII-3/TX A Mode 5785 MHz

**Vertical**

130 dBuV/m

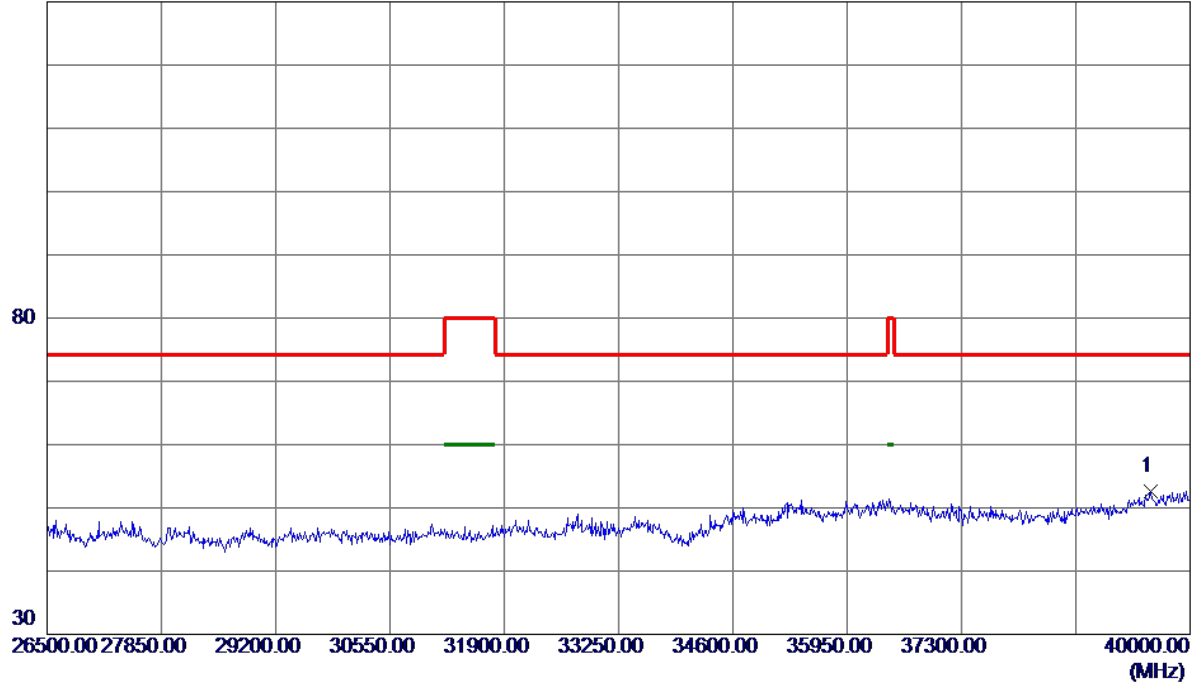


No.	Freq. MHz	Reading Level dBuV/m	Correct Factor dB	Measure ment dBuV/m	Limit dBuV/m	Margin dB	Detector	Comment
1 *	25501.2500	39.09	17.32	56.41	74.30	-17.89	Peak	

Orthogonal Axis:	X
Test Mode:	UNII-3/TX A Mode 5785 MHz

**Vertical**

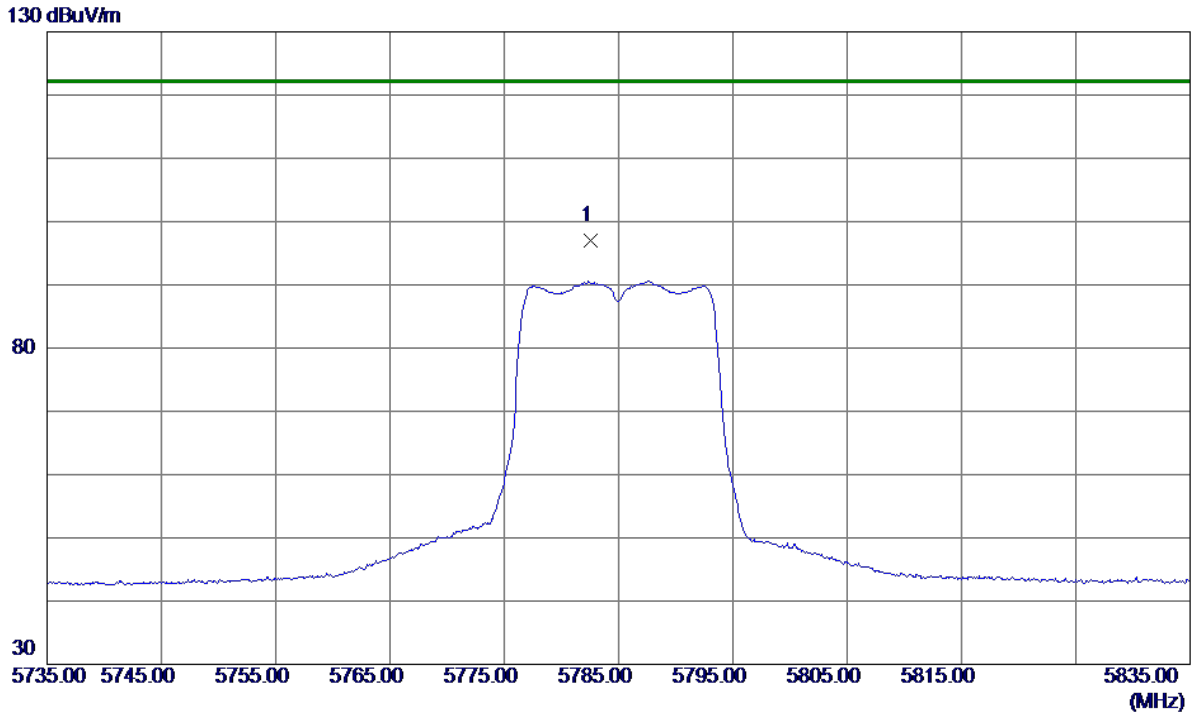
130 dBuV/m



No.	Freq. MHz	Reading Level dBuV/m	Correct Factor dB	Measure ment dBuV/m	Limit dBuV/m	Margin dB	Detector	Comment
1 *	39534.2500	37.36	15.33	52.69	74.30	-21.61	Peak	

Orthogonal Axis:	X
Test Mode:	UNII-3/TX A Mode 5785 MHz

**Horizontal**

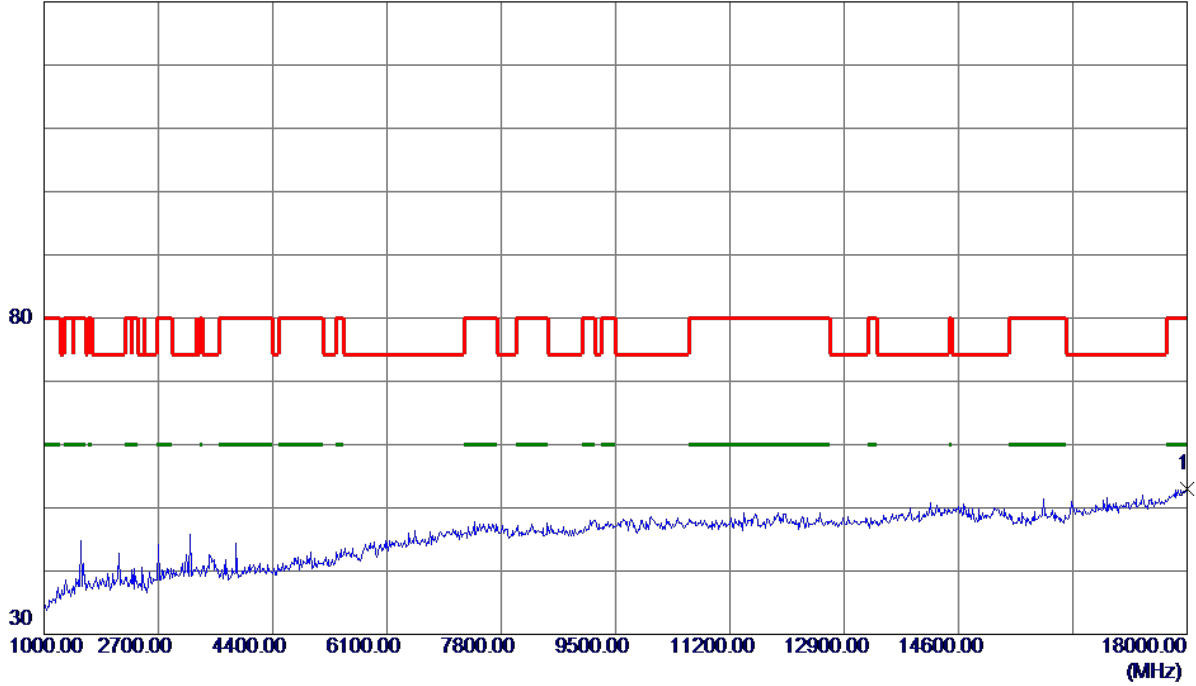


No.	Freq. MHz	Reading Level dBuV/m	Correct Factor dB	Measure ment dBuV/m	Limit dBuV/m	Margin dB	Detector	Comment
1 *	5782.6000	80.72	16.21	96.93	122.20	-25.27	Peak	No Limit

Orthogonal Axis:	X
Test Mode:	UNII-3/TX A Mode 5785 MHz

**Horizontal**

130 dBuV/m



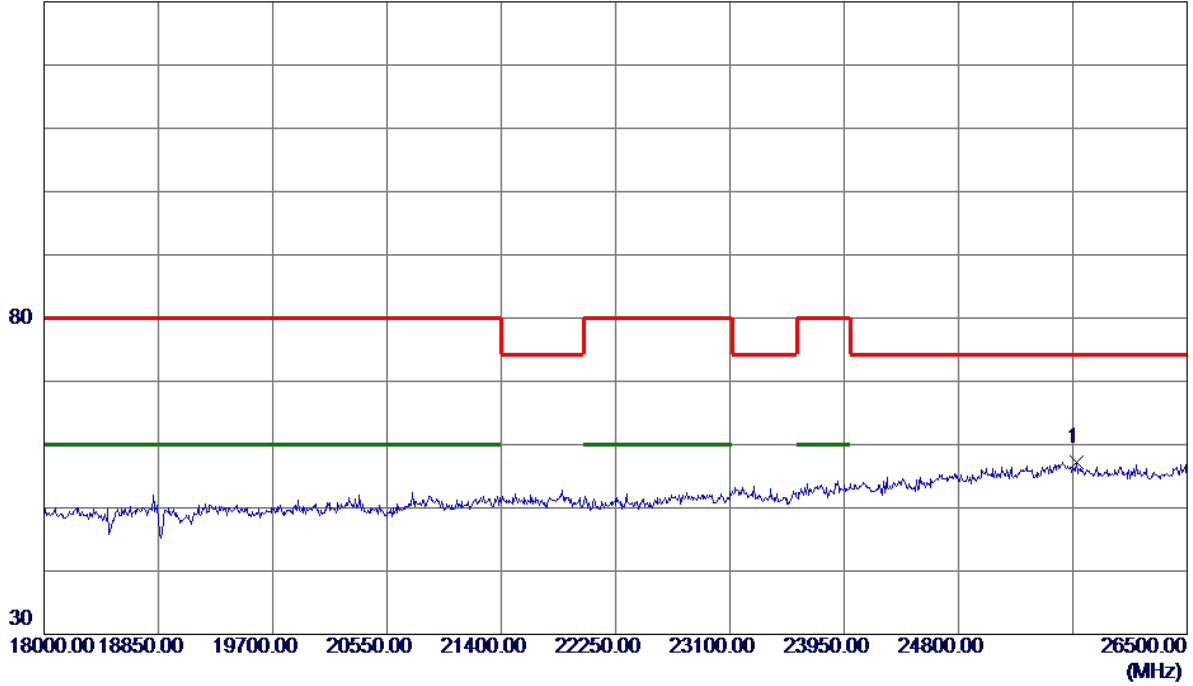
No.	Freq. MHz	Reading Level dBuV/m	Correct Factor dB	Measure ment dBuV/m	Limit dBuV/m	Margin dB	Detector	Comment
1 *	17991.5000	35.33	17.74	53.07	80.00	-26.93	Peak	



Orthogonal Axis:	X
Test Mode:	UNII-3/TX A Mode 5785 MHz

**Horizontal**

130 dBuV/m

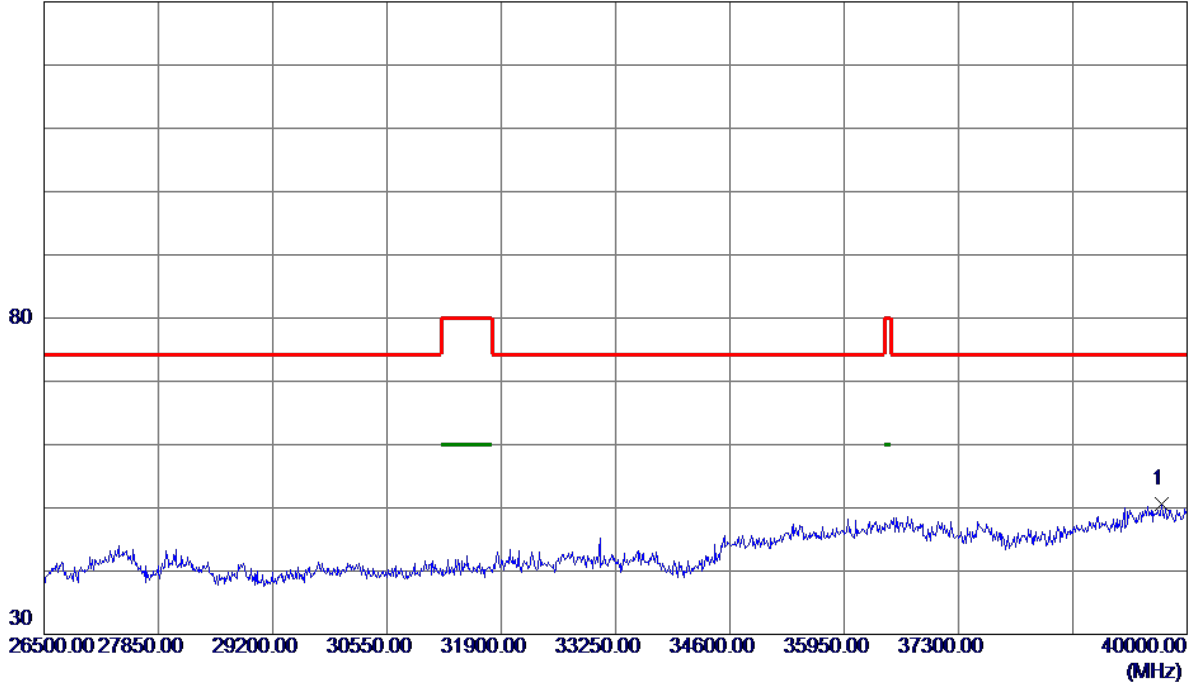


No.	Freq. MHz	Reading Level dBuV/m	Correct Factor dB	Measure ment dBuV/m	Limit dBuV/m	Margin dB	Detector	Comment
1 *	25675.5000	40.13	17.13	57.26	74.30	-17.04	Peak	

Orthogonal Axis:	X
Test Mode:	UNII-3/TX A Mode 5785 MHz

**Horizontal**

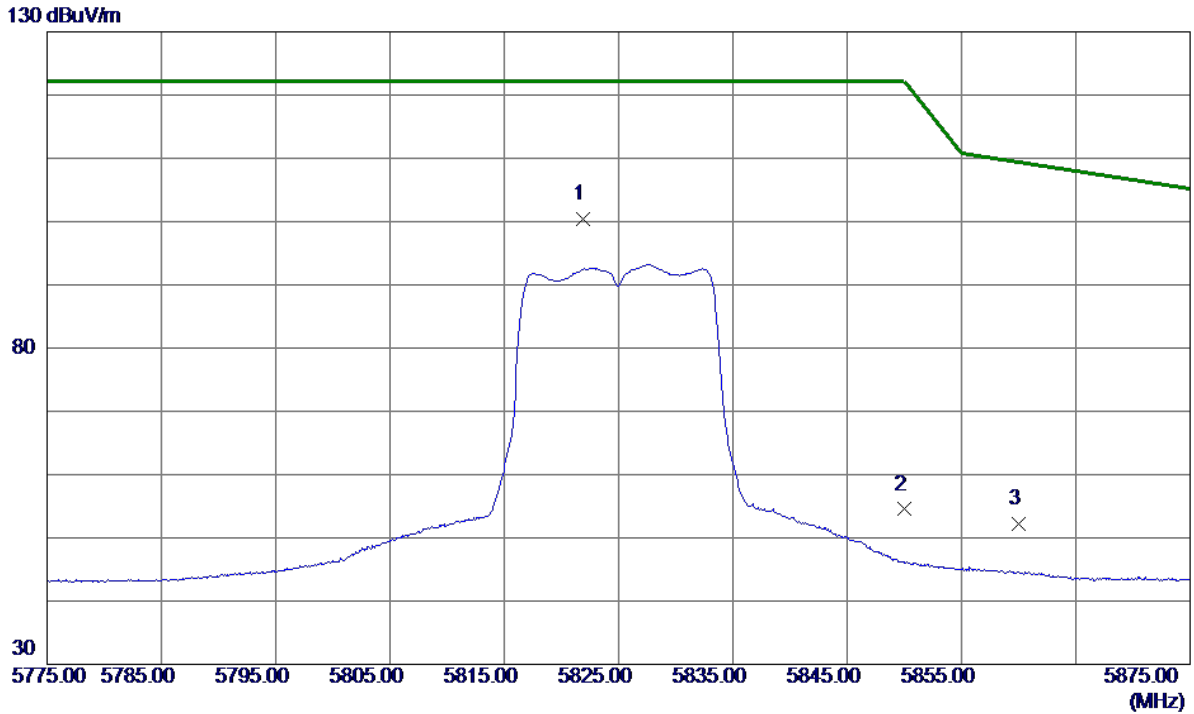
130 dBuV/m



No.	Freq. MHz	Reading Level dBuV/m	Correct Factor dB	Measure ment dBuV/m	Limit dBuV/m	Margin dB	Detector	Comment
1 *	39696.2500	35.22	15.43	50.65	74.30	-23.65	Peak	

Orthogonal Axis:	X
Test Mode:	UNII-3/TX A Mode 5825 MHz

**Vertical**

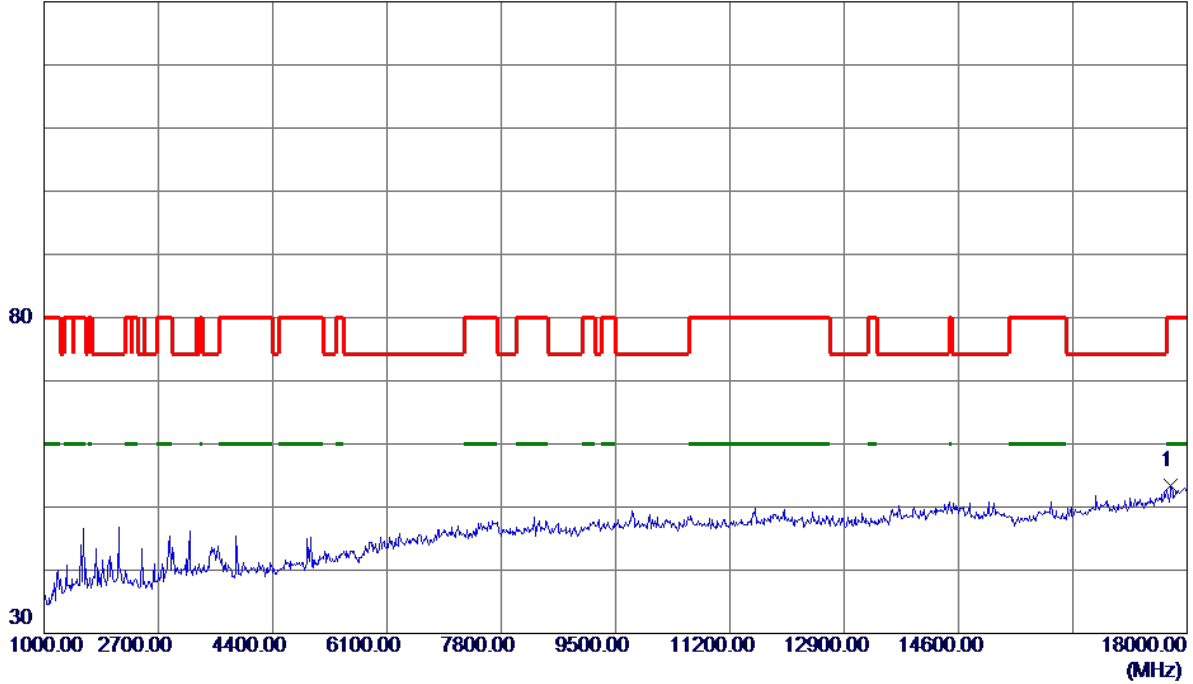


No.	Freq. MHz	Reading Level dBuV/m	Correct Factor dB	Measure ment dBuV/m	Limit dBuV/m	Margin dB	Detector	Comment
1 *	5821.9000	84.11	16.34	100.45	122.20	-21.75	Peak	No Limit
2	5850.0000	38.07	16.43	54.50	122.20	-67.70	Peak	
3	5860.0000	35.74	16.47	52.21	109.40	-57.19	Peak	

Orthogonal Axis:	X
Test Mode:	UNII-3/TX A Mode 5825 MHz

**Vertical**

130 dBuV/m

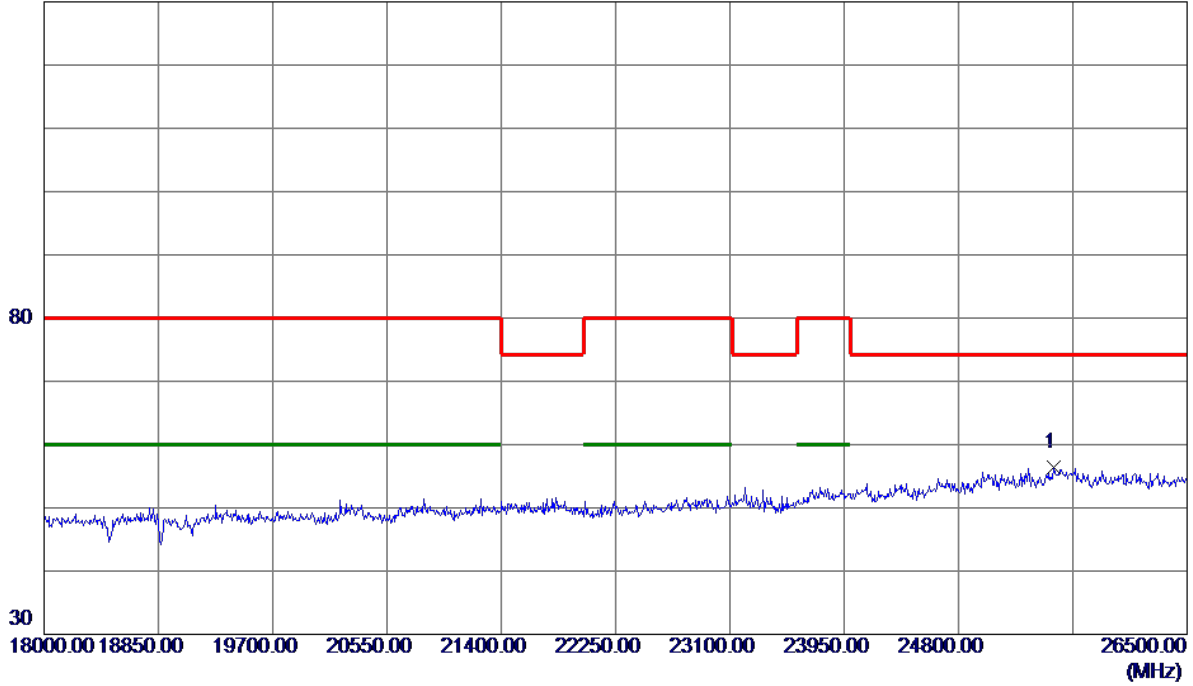


No.	Freq. MHz	Reading Level dBuV/m	Correct Factor dB	Measure ment dBuV/m	Limit dBuV/m	Margin dB	Detector	Comment
1 *	17762.0000	36.36	17.05	53.41	80.00	-26.59	Peak	

Orthogonal Axis:	X
Test Mode:	UNII-3/TX A Mode 5825 MHz

**Vertical**

130 dBuV/m



No.	Freq. MHz	Reading Level dBuV/m	Correct Factor dB	Measure ment dBuV/m	Limit dBuV/m	Margin dB	Detector	Comment
1 *	25505.5000	38.99	17.32	56.31	74.30	-17.99	Peak	

Orthogonal Axis:	X
Test Mode:	UNII-3/TX A Mode 5825 MHz

**Vertical**

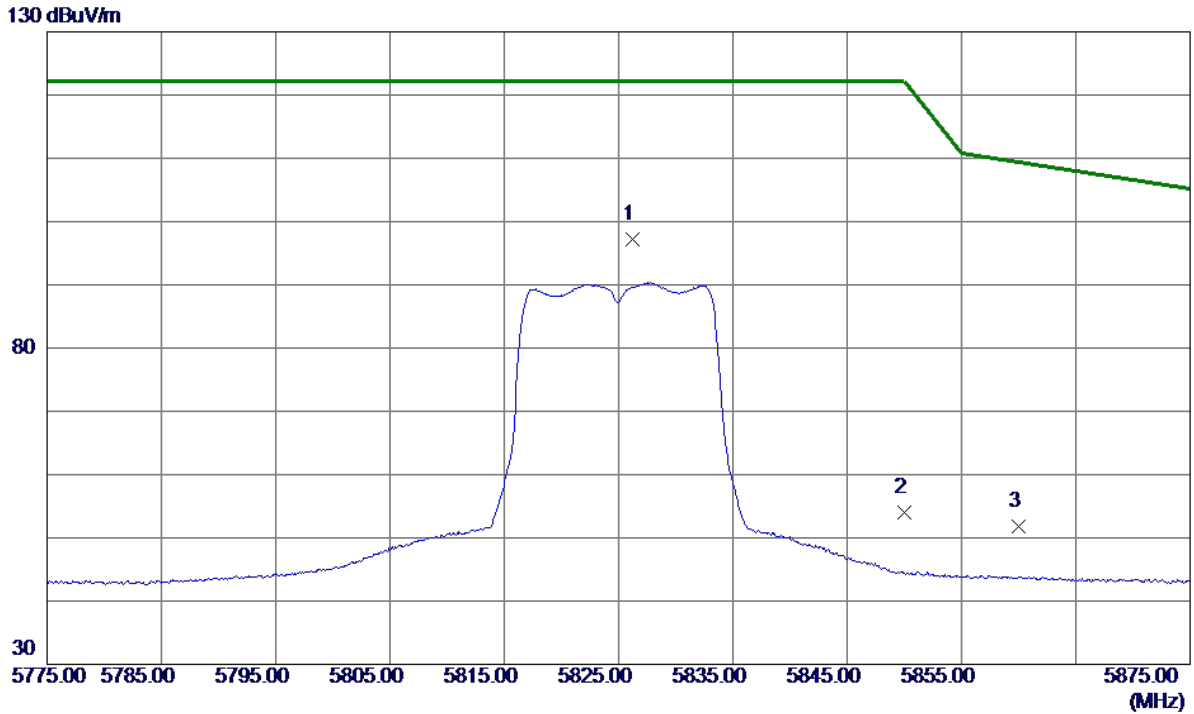
130 dBuV/m



No.	Freq. MHz	Reading Level dBuV/m	Correct Factor dB	Measure ment dBuV/m	Limit dBuV/m	Margin dB	Detector	Comment
1 *	39649.0000	38.24	15.40	53.64	74.30	-20.66	Peak	

Orthogonal Axis:	X
Test Mode:	UNII-3/TX A Mode 5825 MHz

**Horizontal**

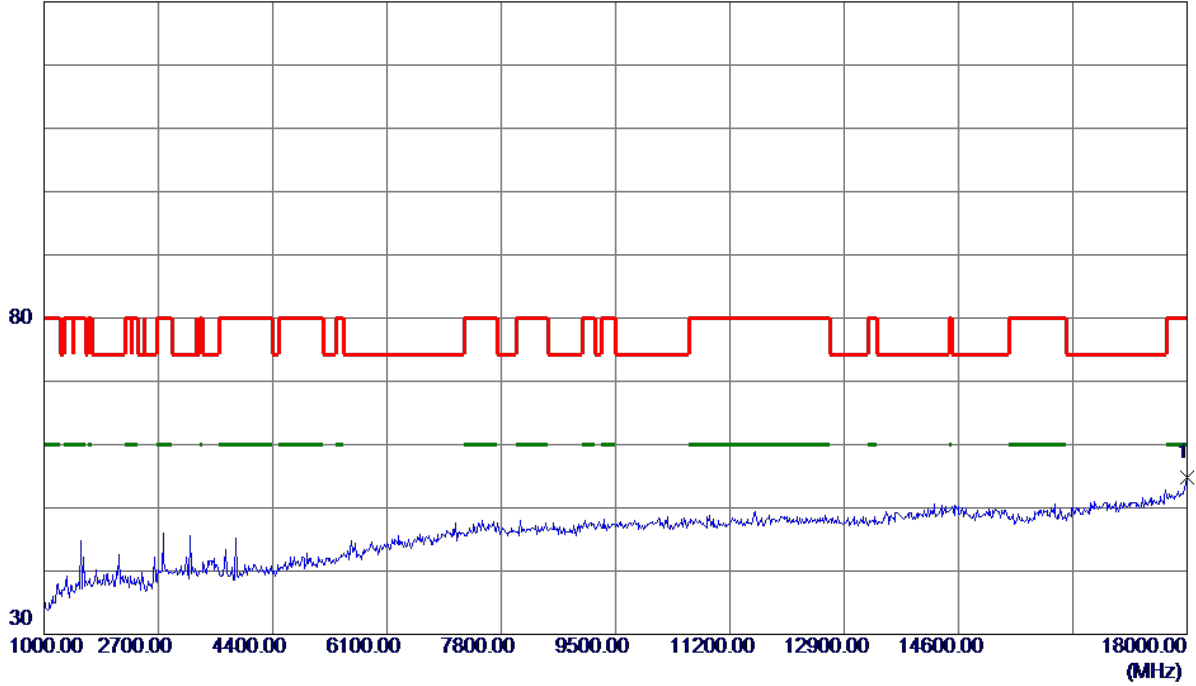


No.	Freq. MHz	Reading Level dBuV/m	Correct Factor dB	Measure ment dBuV/m	Limit dBuV/m	Margin dB	Detector	Comment
1 *	5826.2500	80.87	16.35	97.22	122.20	-24.98	Peak	No Limit
2	5850.0000	37.62	16.43	54.05	122.20	-68.15	Peak	
3	5860.0000	35.29	16.47	51.76	109.40	-57.64	Peak	

Orthogonal Axis:	X
Test Mode:	UNII-3/TX A Mode 5825 MHz

**Horizontal**

130 dBuV/m



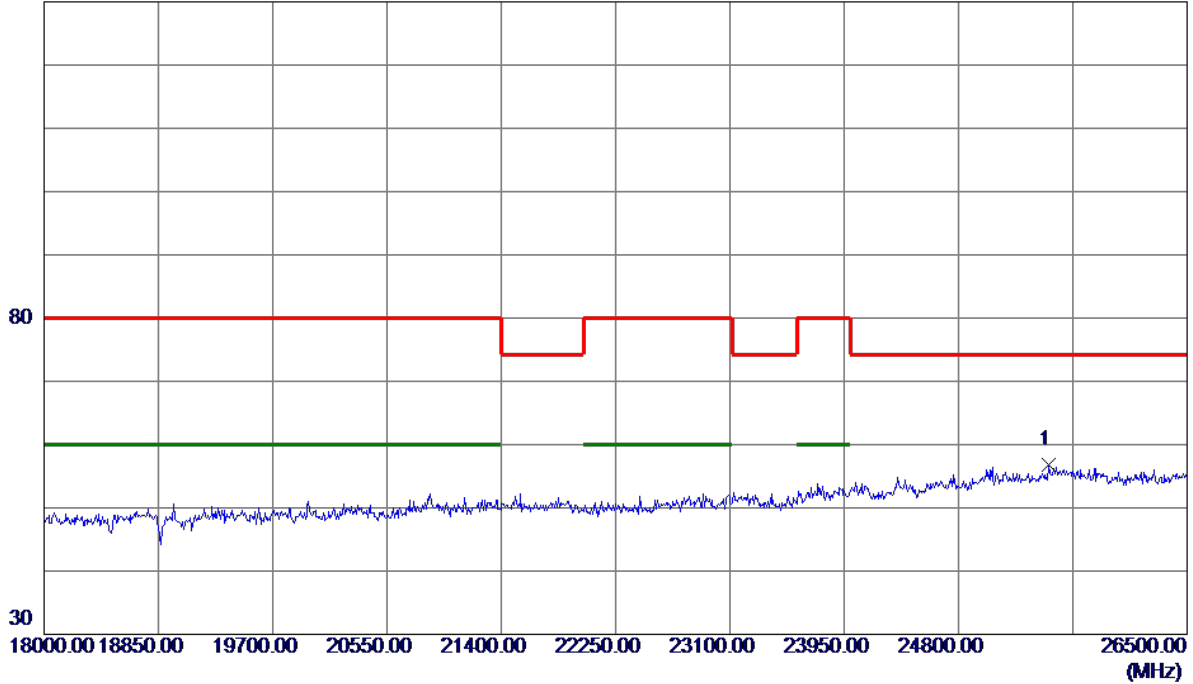
No.	Freq. MHz	Reading Level dBuV/m	Correct Factor dB	Measure ment dBuV/m	Limit dBuV/m	Margin dB	Detector	Comment
1 *	17991.5000	37.12	17.74	54.86	80.00	-25.14	Peak	



Orthogonal Axis:	X
Test Mode:	UNII-3/TX A Mode 5825 MHz

**Horizontal**

130 dBuV/m



No.	Freq. MHz	Reading Level dBuV/m	Correct Factor dB	Measure ment dBuV/m	Limit dBuV/m	Margin dB	Detector	Comment
1 *	25471.5000	39.43	17.31	56.74	74.30	-17.56	Peak	

Orthogonal Axis:	X
Test Mode:	UNII-3/TX A Mode 5825 MHz

**Horizontal**

130 dBuV/m

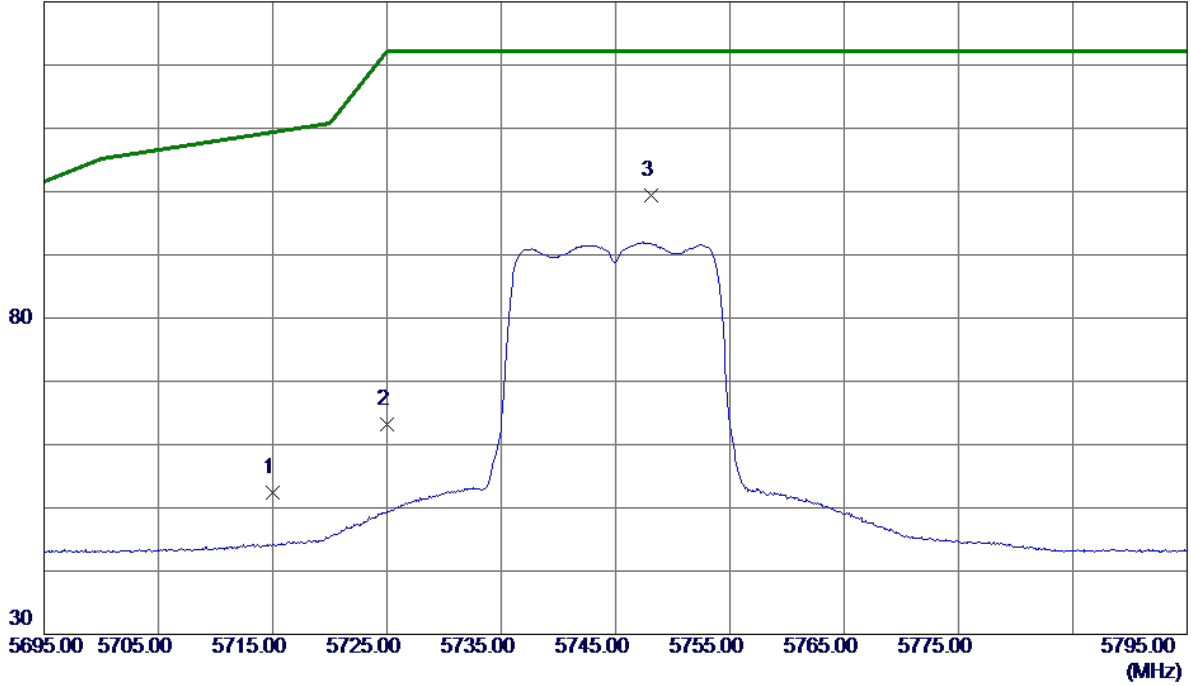


No.	Freq. MHz	Reading Level dBuV/m	Correct Factor dB	Measure ment dBuV/m	Limit dBuV/m	Margin dB	Detector	Comment
1 *	39811.0000	35.80	15.50	51.30	74.30	-23.00	Peak	

Orthogonal Axis:	X
Test Mode:	UNII-3/TX N20 Mode 5745 MHz

**Vertical**

130 dBuV/m

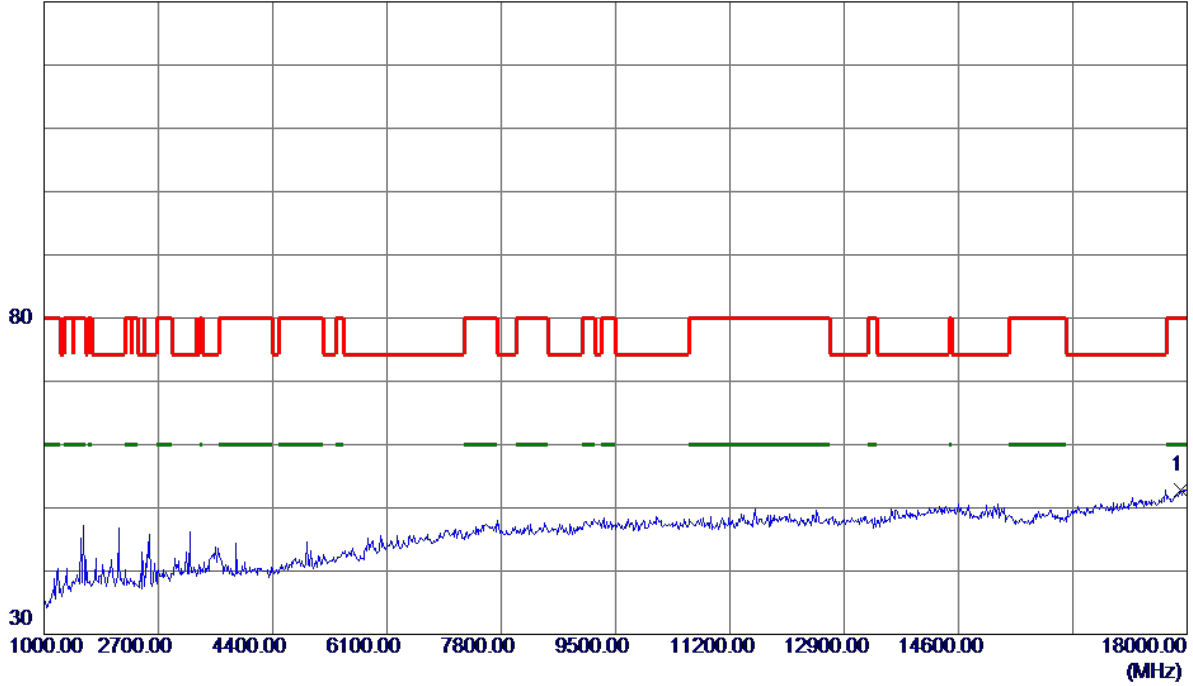


No.	Freq. MHz	Reading Level dBuV/m	Correct Factor dB	Measure ment dBuV/m	Limit dBuV/m	Margin dB	Detector	Comment
1	5715.0000	36.51	15.98	52.49	109.40	-56.91	Peak	
2	5725.0000	47.17	16.02	63.19	122.20	-59.01	Peak	
3 *	5748.1000	83.40	16.09	99.49	122.20	-22.71	Peak	No Limit

Orthogonal Axis:	X
Test Mode:	UNII-3/TX N20 Mode 5745 MHz

**Vertical**

130 dBuV/m

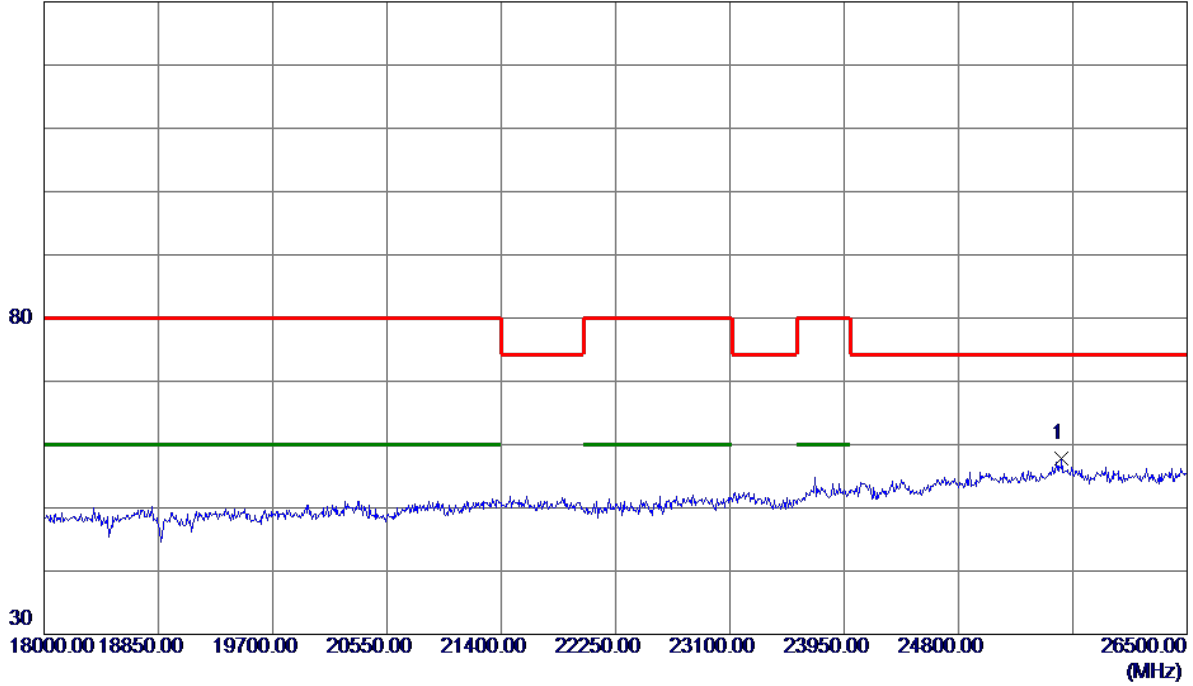


No.	Freq. MHz	Reading Level dBuV/m	Correct Factor dB	Measure ment dBuV/m	Limit dBuV/m	Margin dB	Detector	Comment
1 *	17906.5000	35.35	17.49	52.84	80.00	-27.16	Peak	

Orthogonal Axis:	X
Test Mode:	UNII-3/TX N20 Mode 5745 MHz

**Vertical**

130 dBuV/m

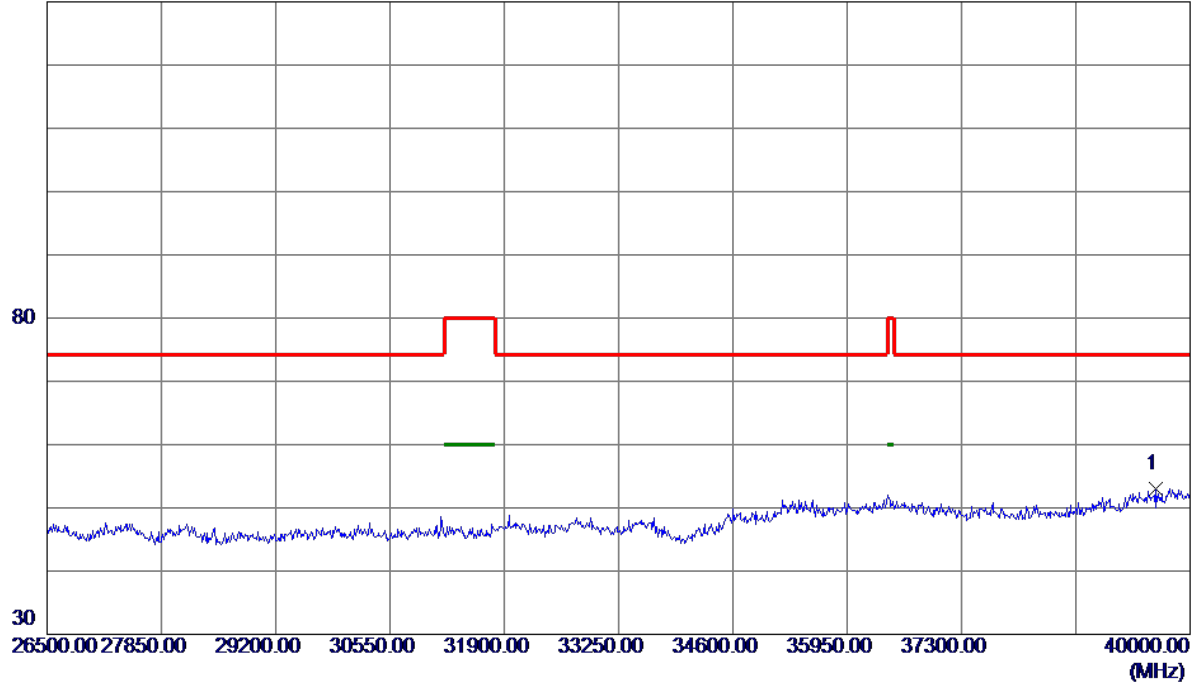


No.	Freq. MHz	Reading Level dBuV/m	Correct Factor dB	Measure ment dBuV/m	Limit dBuV/m	Margin dB	Detector	Comment
1 *	25569.2500	40.46	17.25	57.71	74.30	-16.59	Peak	

Orthogonal Axis:	X
Test Mode:	UNII-3/TX N20 Mode 5745 MHz

**Vertical**

130 dBuV/m

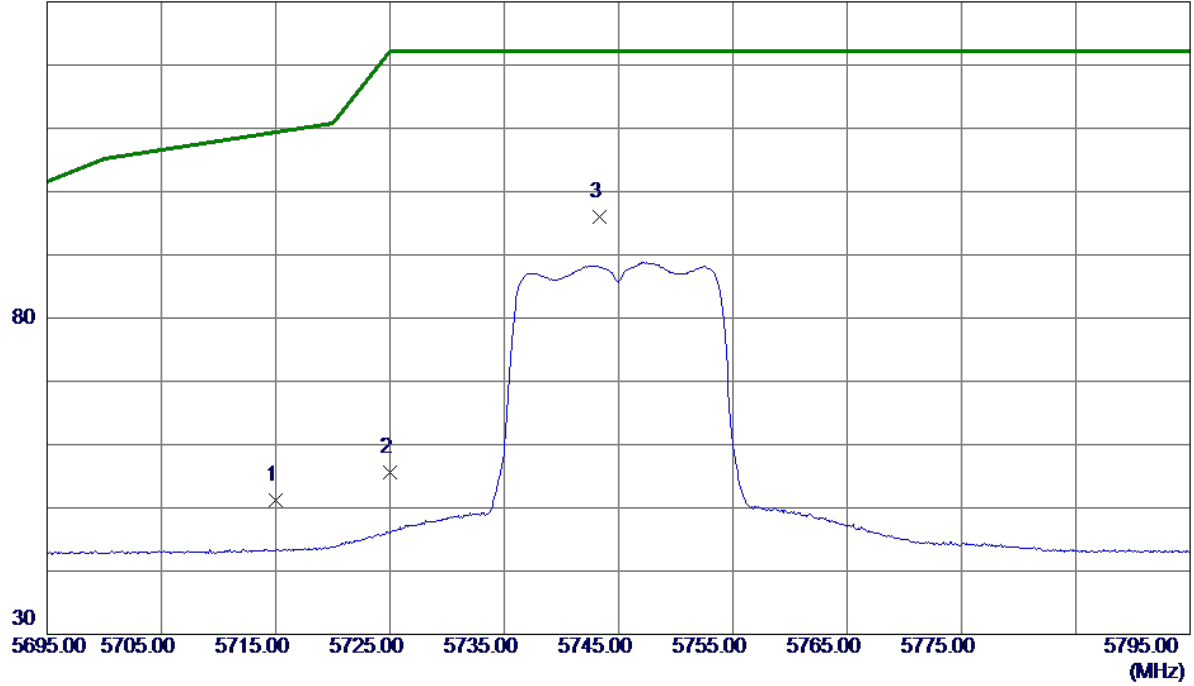


No.	Freq. MHz	Reading Level dBuV/m	Correct Factor dB	Measure ment dBuV/m	Limit dBuV/m	Margin dB	Detector	Comment
1 *	39601.7500	37.66	15.37	53.03	74.30	-21.27	Peak	

Orthogonal Axis:	X
Test Mode:	UNII-3/TX N20 Mode 5745 MHz

**Horizontal**

130 dBuV/m

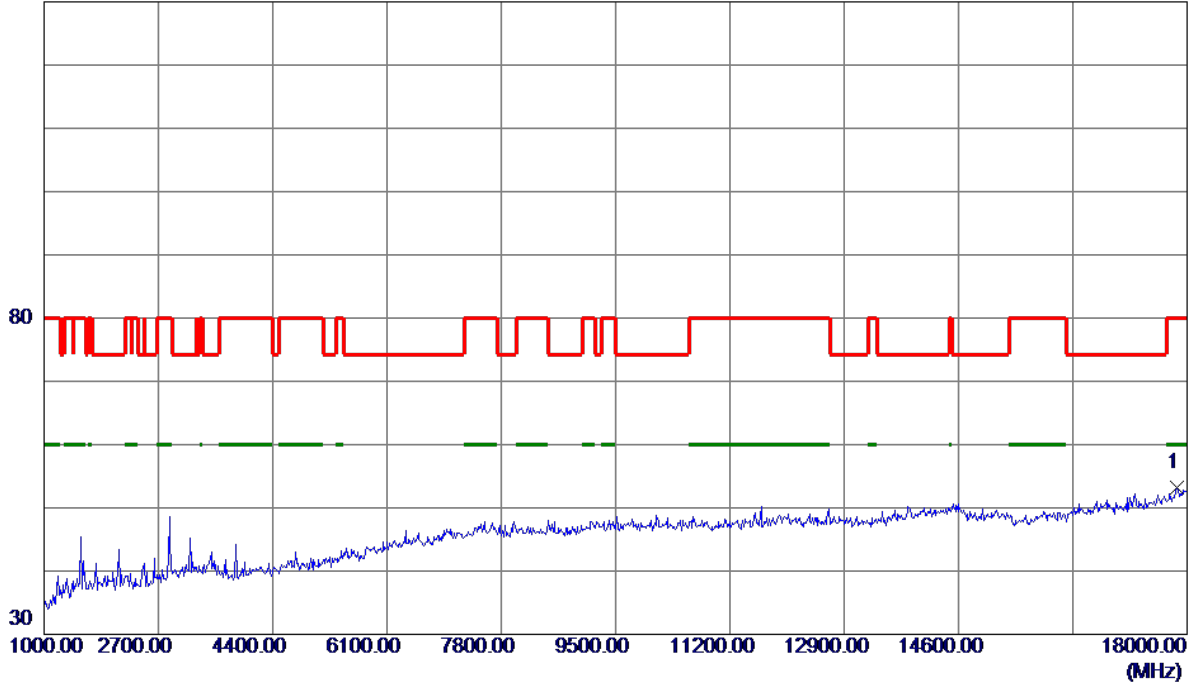


No.	Freq. MHz	Reading Level dBuV/m	Correct Factor dB	Measure ment dBuV/m	Limit dBuV/m	Margin dB	Detector	Comment
1	5715.0000	35.29	15.98	51.27	109.40	-58.13	Peak	
2	5725.0000	39.56	16.02	55.58	122.20	-66.62	Peak	
3 *	5743.3500	79.84	16.08	95.92	122.20	-26.28	Peak	No Limit

Orthogonal Axis:	X
Test Mode:	UNII-3/TX N20 Mode 5745 MHz

**Horizontal**

130 dBuV/m



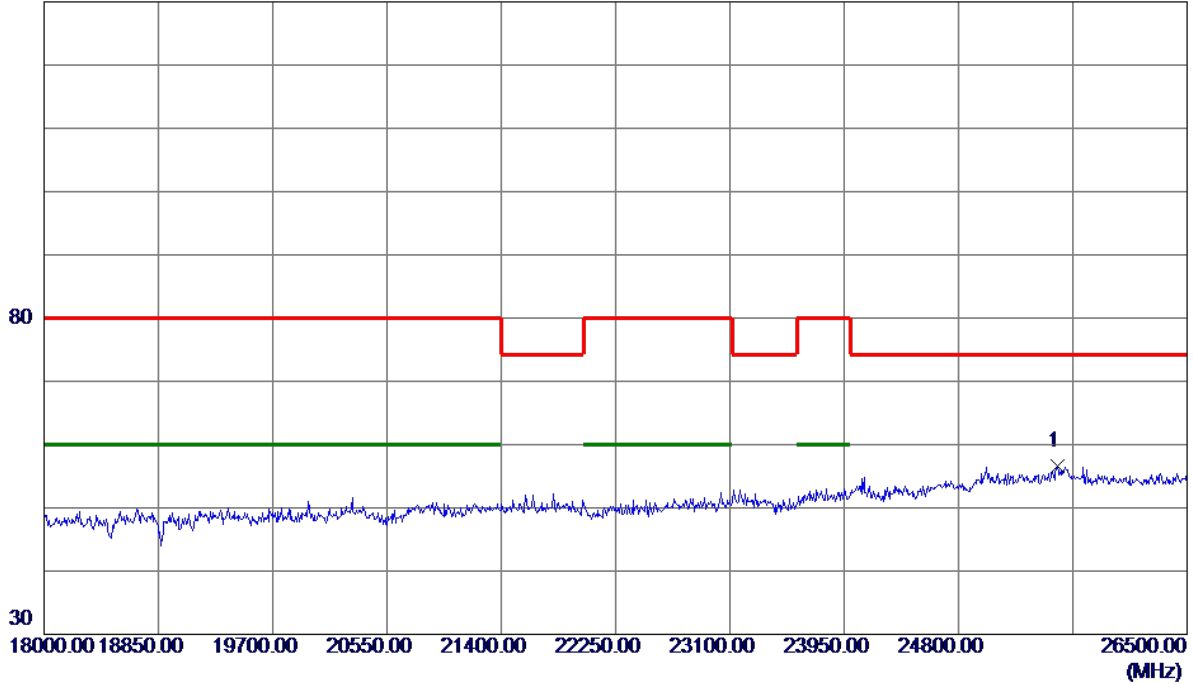
No.	Freq. MHz	Reading Level dBuV/m	Correct Factor dB	Measure ment dBuV/m	Limit dBuV/m	Margin dB	Detector	Comment
1 *	17855.5000	35.82	17.33	53.15	80.00	-26.85	Peak	



Orthogonal Axis:	X
Test Mode:	UNII-3/TX N20 Mode 5745 MHz

**Horizontal**

130 dBuV/m

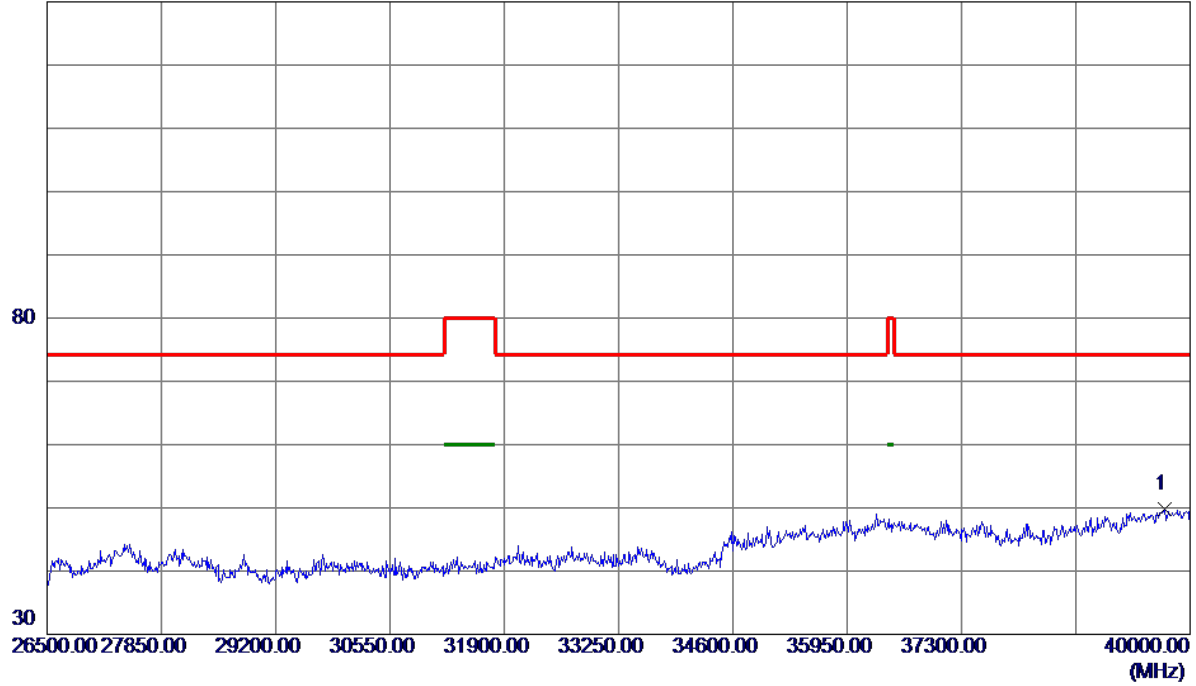


No.	Freq. MHz	Reading Level dBuV/m	Correct Factor dB	Measure ment dBuV/m	Limit dBuV/m	Margin dB	Detector	Comment
1 *	25535.2500	39.29	17.28	56.57	74.30	-17.73	Peak	

Orthogonal Axis:	X
Test Mode:	UNII-3/TX N20 Mode 5745 MHz

**Horizontal**

130 dBuV/m

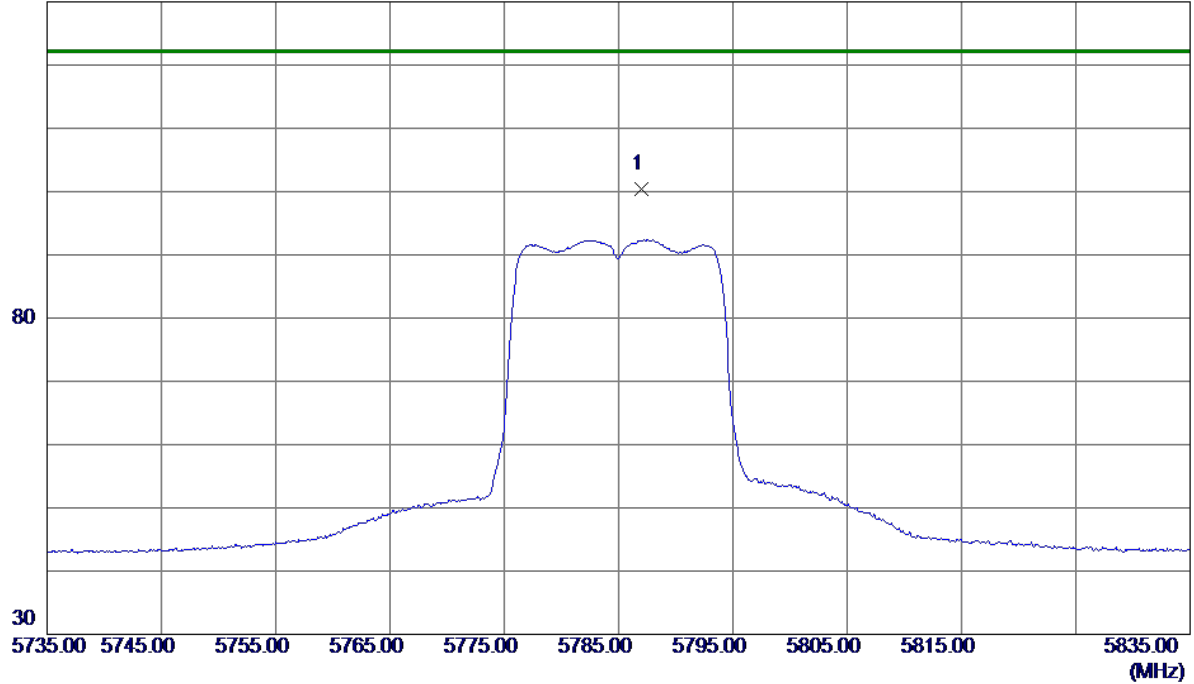


No.	Freq. MHz	Reading Level dBuV/m	Correct Factor dB	Measure ment dBuV/m	Limit dBuV/m	Margin dB	Detector	Comment
1 *	39696.2500	34.29	15.43	49.72	74.30	-24.58	Peak	

Orthogonal Axis:	X
Test Mode:	UNII-3/TX N20 Mode 5785 MHz

**Vertical**

130 dBuV/m

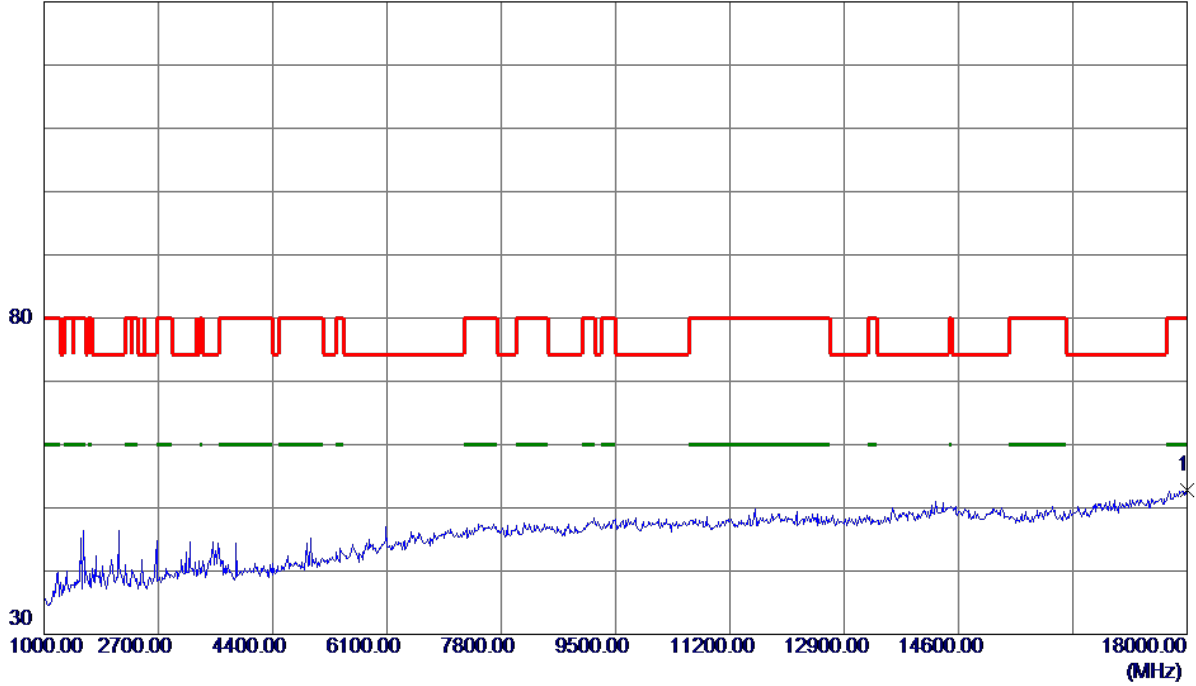


No.	Freq. MHz	Reading Level dBuV/m	Correct Factor dB	Measure ment dBuV/m	Limit dBuV/m	Margin dB	Detector	Comment
1 *	5787.0500	84.19	16.22	100.41	122.20	-21.79	Peak	No Limit

Orthogonal Axis:	X
Test Mode:	UNII-3/TX N20 Mode 5785 MHz

**Vertical**

130 dBuV/m

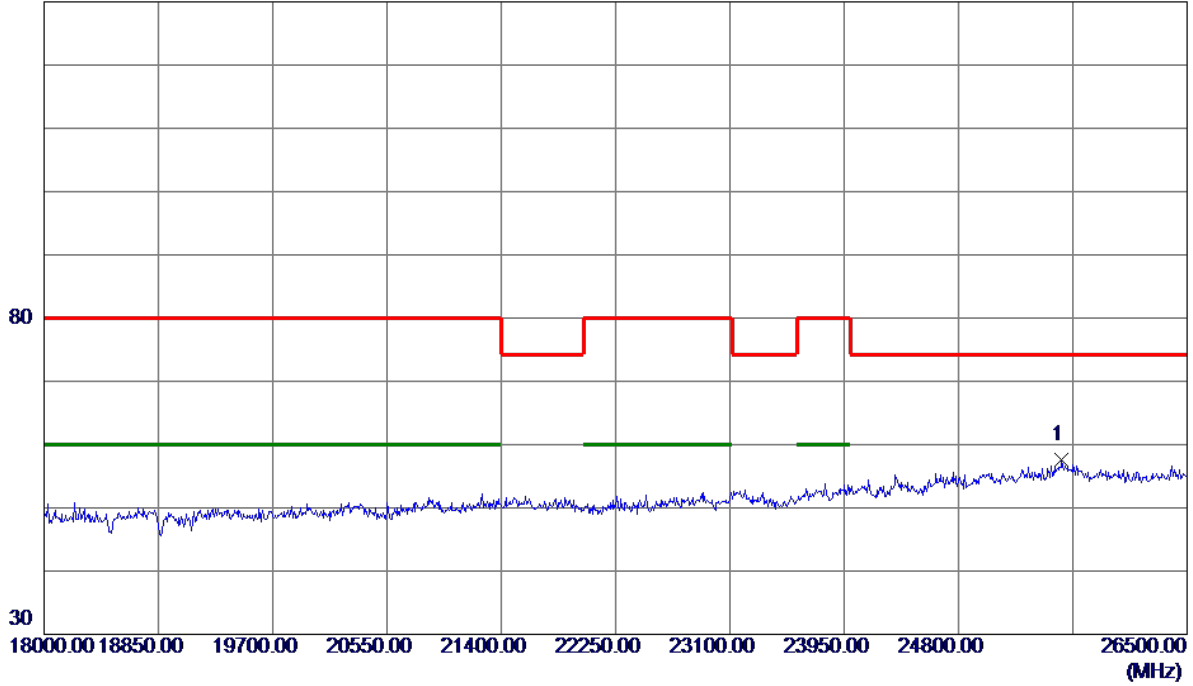


No.	Freq. MHz	Reading Level dBuV/m	Correct Factor dB	Measure ment dBuV/m	Limit dBuV/m	Margin dB	Detector	Comment
1 *	17991.5000	35.10	17.74	52.84	80.00	-27.16	Peak	

Orthogonal Axis:	X
Test Mode:	UNII-3/TX N20 Mode 5785 MHz

**Vertical**

130 dBuV/m



No.	Freq. MHz	Reading Level dBuV/m	Correct Factor dB	Measure ment dBuV/m	Limit dBuV/m	Margin dB	Detector	Comment
1 *	25565.0000	40.38	17.25	57.63	74.30	-16.67	Peak	

Orthogonal Axis:	X
Test Mode:	UNII-3/TX N20 Mode 5785 MHz

**Vertical**

130 dBuV/m

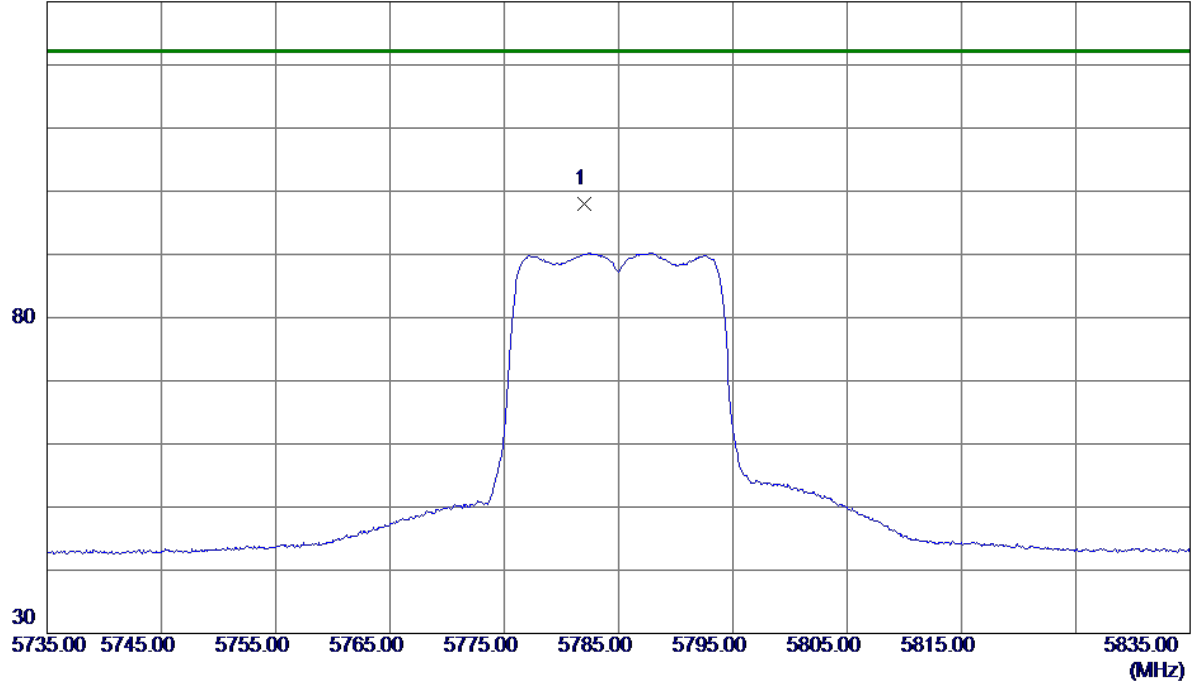


No.	Freq. MHz	Reading Level dBuV/m	Correct Factor dB	Measure ment dBuV/m	Limit dBuV/m	Margin dB	Detector	Comment
1 *	39831.2500	37.34	15.52	52.86	74.30	-21.44	Peak	

Orthogonal Axis:	X
Test Mode:	UNII-3/TX N20 Mode 5785 MHz

**Horizontal**

130 dBuV/m

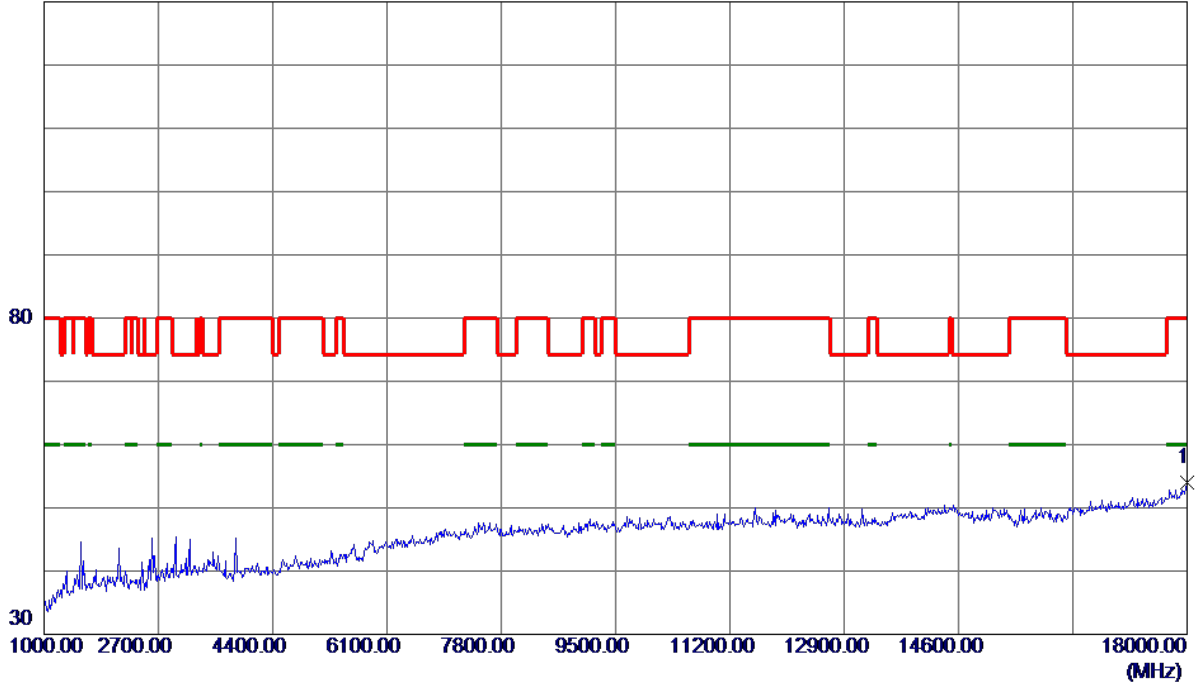


No.	Freq. MHz	Reading Level dBuV/m	Correct Factor dB	Measure ment dBuV/m	Limit dBuV/m	Margin dB	Detector	Comment
1 *	5782.0000	81.76	16.21	97.97	122.20	-24.23	Peak	No Limit

Orthogonal Axis:	X
Test Mode:	UNII-3/TX N20 Mode 5785 MHz

**Horizontal**

130 dBuV/m



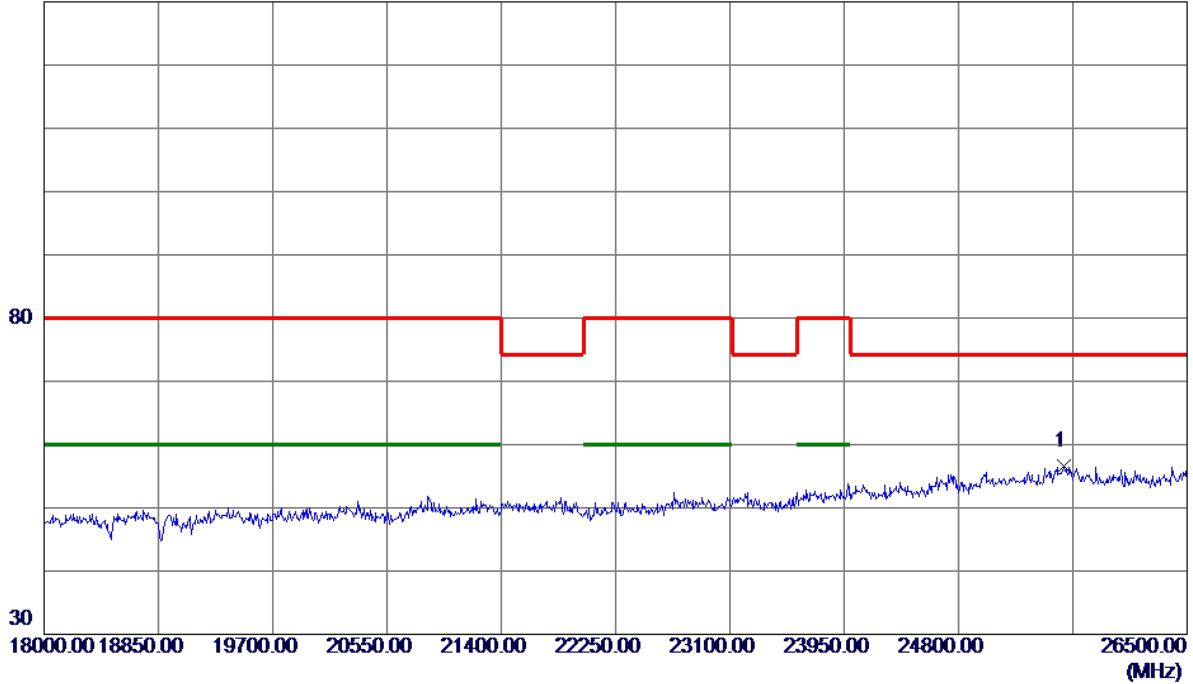
No.	Freq. MHz	Reading Level dBuV/m	Correct Factor dB	Measure ment dBuV/m	Limit dBuV/m	Margin dB	Detector	Comment
1 *	17991.5000	36.34	17.74	54.08	80.00	-25.92	Peak	



Orthogonal Axis:	X
Test Mode:	UNII-3/TX N20 Mode 5785 MHz

**Horizontal**

130 dBuV/m

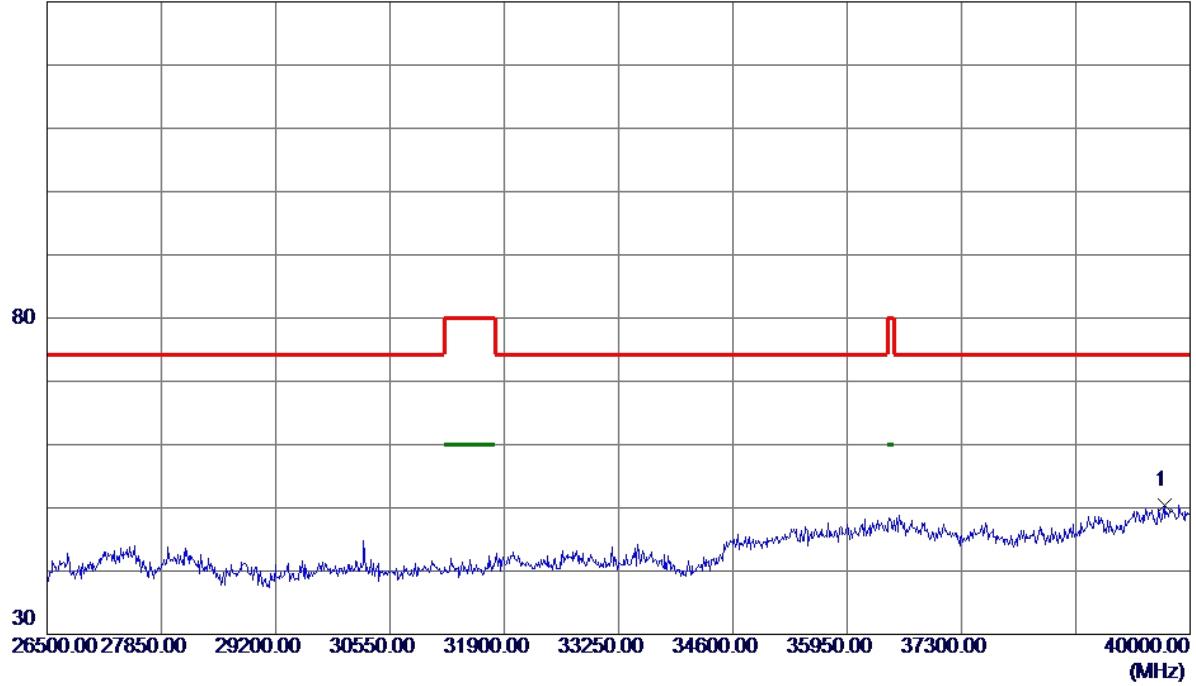


No.	Freq. MHz	Reading Level dBuV/m	Correct Factor dB	Measure ment dBuV/m	Limit dBuV/m	Margin dB	Detector	Comment
1 *	25586.2500	39.33	17.23	56.56	74.30	-17.74	Peak	

Orthogonal Axis:	X
Test Mode:	UNII-3/TX N20 Mode 5785 MHz

**Horizontal**

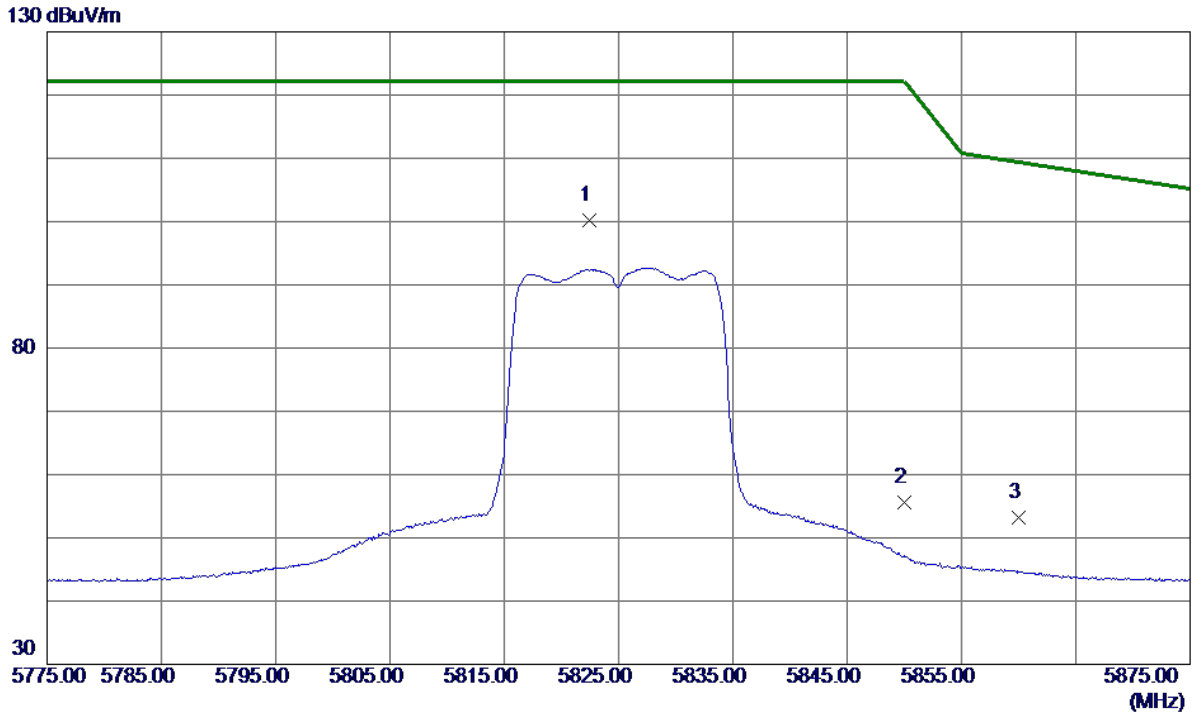
130 dBuV/m



No.	Freq. MHz	Reading Level dBuV/m	Correct Factor dB	Measure ment dBuV/m	Limit dBuV/m	Margin dB	Detector	Comment
1 *	39696.2500	35.06	15.43	50.49	74.30	-23.81	Peak	

Orthogonal Axis:	X
Test Mode:	UNII-3/TX N20 Mode 5825 MHz

**Vertical**

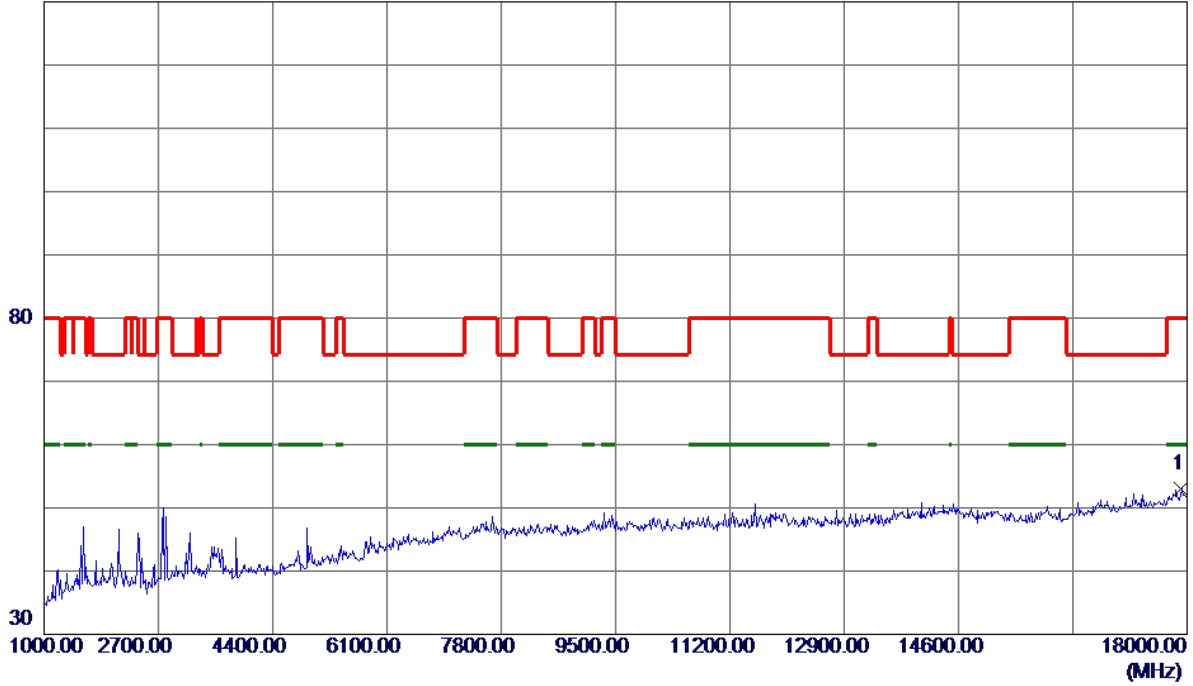


No.	Freq. MHz	Reading Level dBuV/m	Correct Factor dB	Measure ment dBuV/m	Limit dBuV/m	Margin dB	Detector	Comment
1 *	5822.4500	83.82	16.34	100.16	122.20	-22.04	Peak	No Limit
2	5850.0000	39.16	16.43	55.59	122.20	-66.61	Peak	
3	5860.0000	36.79	16.47	53.26	109.40	-56.14	Peak	

Orthogonal Axis:	X
Test Mode:	UNII-3/TX N20 Mode 5825 MHz

**Vertical**

130 dBuV/m

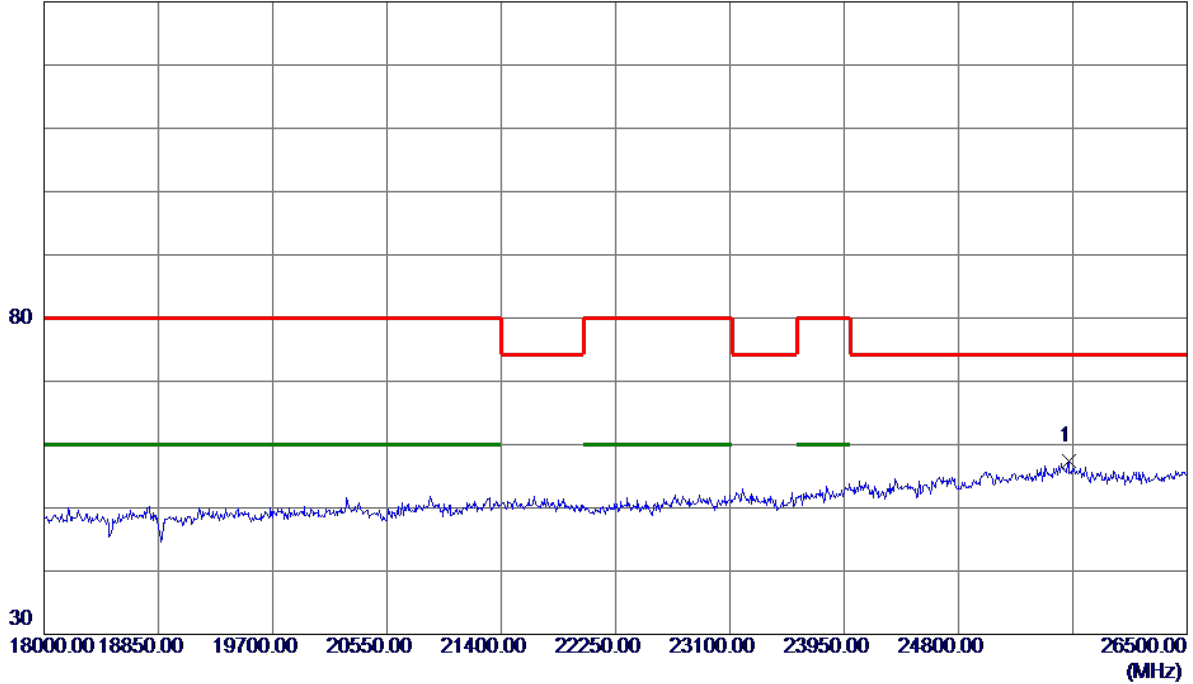


No.	Freq. MHz	Reading Level dBuV/m	Correct Factor dB	Measure ment dBuV/m	Limit dBuV/m	Margin dB	Detector	Comment
1 *	17915.0000	35.43	17.51	52.94	80.00	-27.06	Peak	

Orthogonal Axis:	X
Test Mode:	UNII-3/TX N20 Mode 5825 MHz

**Vertical**

130 dBuV/m

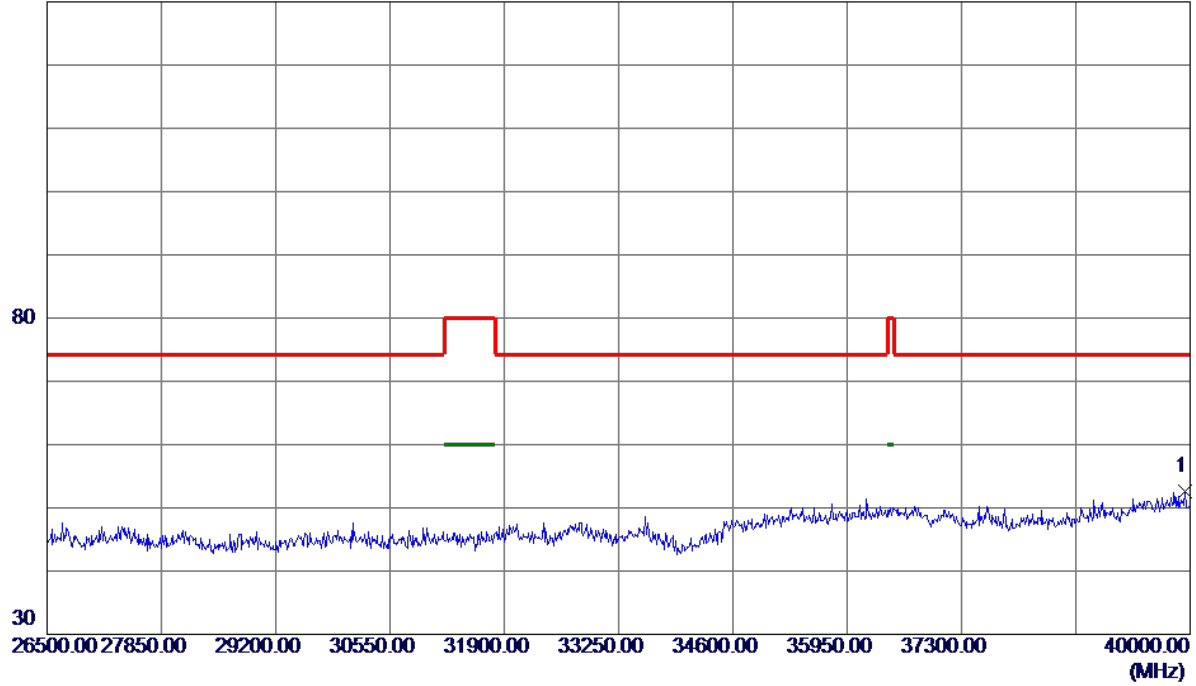


No.	Freq. MHz	Reading Level dBuV/m	Correct Factor dB	Measure ment dBuV/m	Limit dBuV/m	Margin dB	Detector	Comment
1 *	25620.2500	40.22	17.19	57.41	74.30	-16.89	Peak	

Orthogonal Axis:	X
Test Mode:	UNII-3/TX N20 Mode 5825 MHz

**Vertical**

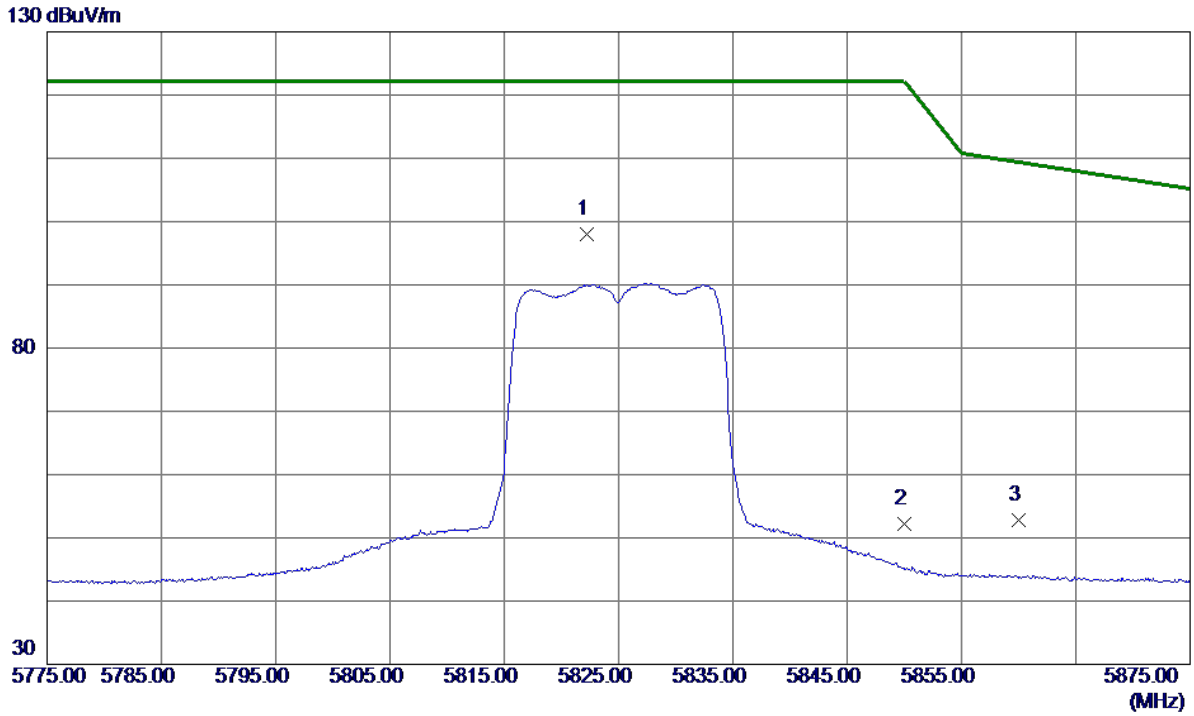
130 dBuV/m



No.	Freq. MHz	Reading Level dBuV/m	Correct Factor dB	Measure ment dBuV/m	Limit dBuV/m	Margin dB	Detector	Comment
1 *	39939.2500	37.06	15.58	52.64	74.30	-21.66	Peak	

Orthogonal Axis:	X
Test Mode:	UNII-3/TX N20 Mode 5825 MHz

**Horizontal**

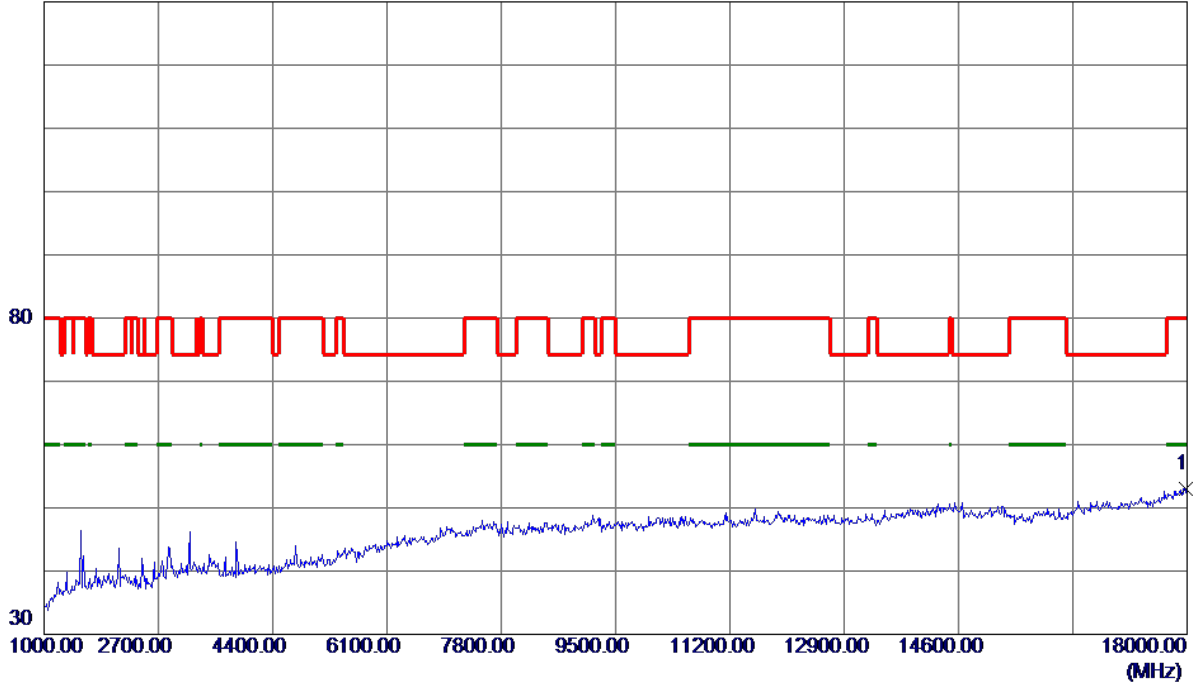


No.	Freq. MHz	Reading Level dBuV/m	Correct Factor dB	Measure ment dBuV/m	Limit dBuV/m	Margin dB	Detector	Comment
1 *	5822.2000	81.62	16.34	97.96	122.20	-24.24	Peak	No Limit
2	5850.0000	35.86	16.43	52.29	122.20	-69.91	Peak	
3	5860.0000	36.35	16.47	52.82	109.40	-56.58	Peak	

Orthogonal Axis:	X
Test Mode:	UNII-3/TX N20 Mode 5825 MHz

**Horizontal**

130 dBuV/m



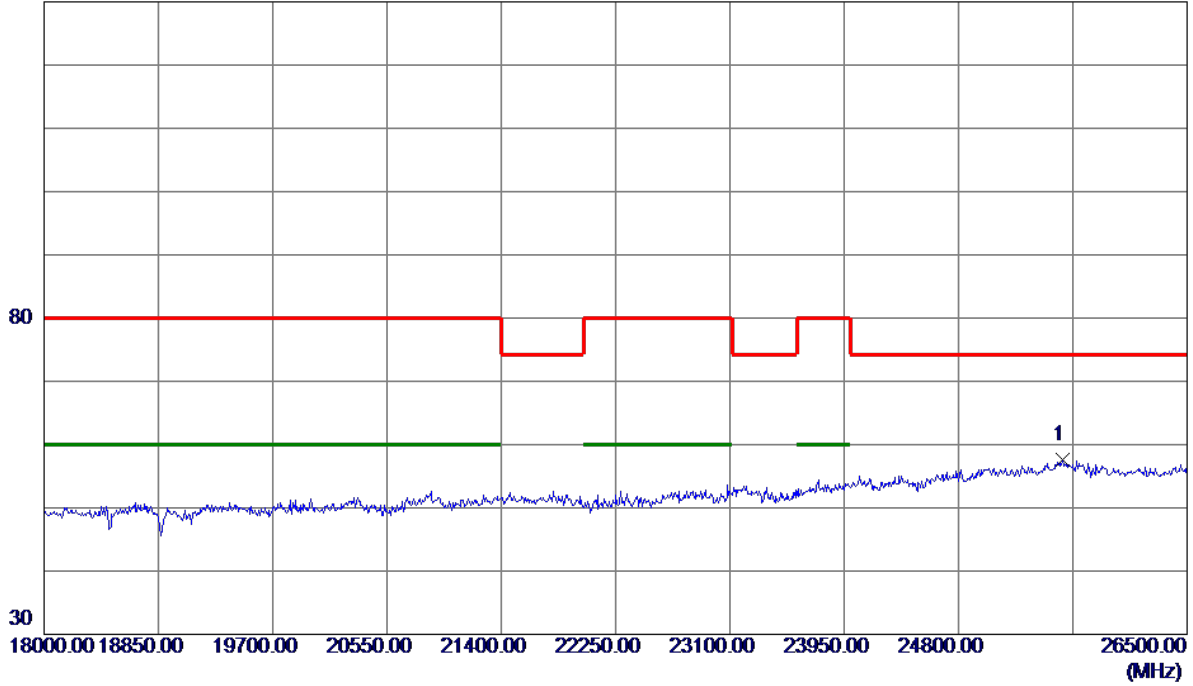
No.	Freq. MHz	Reading Level dBuV/m	Correct Factor dB	Measure ment dBuV/m	Limit dBuV/m	Margin dB	Detector	Comment
1 *	17974.5000	35.37	17.69	53.06	80.00	-26.94	Peak	



Orthogonal Axis:	X
Test Mode:	UNII-3/TX N20 Mode 5825 MHz

**Horizontal**

130 dBuV/m

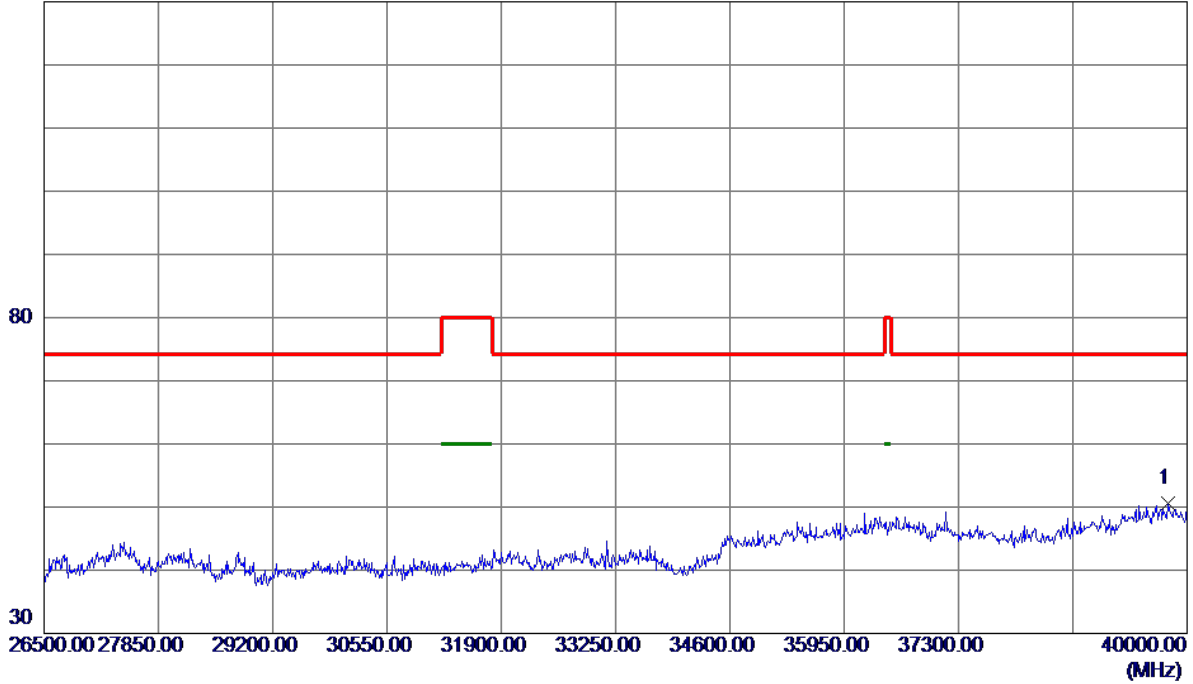


No.	Freq. MHz	Reading Level dBuV/m	Correct Factor dB	Measure ment dBuV/m	Limit dBuV/m	Margin dB	Detector	Comment
1 *	25573.5000	40.32	17.24	57.56	74.30	-16.74	Peak	

Orthogonal Axis:	X
Test Mode:	UNII-3/TX N20 Mode 5825 MHz

**Horizontal**

130 dBuV/m

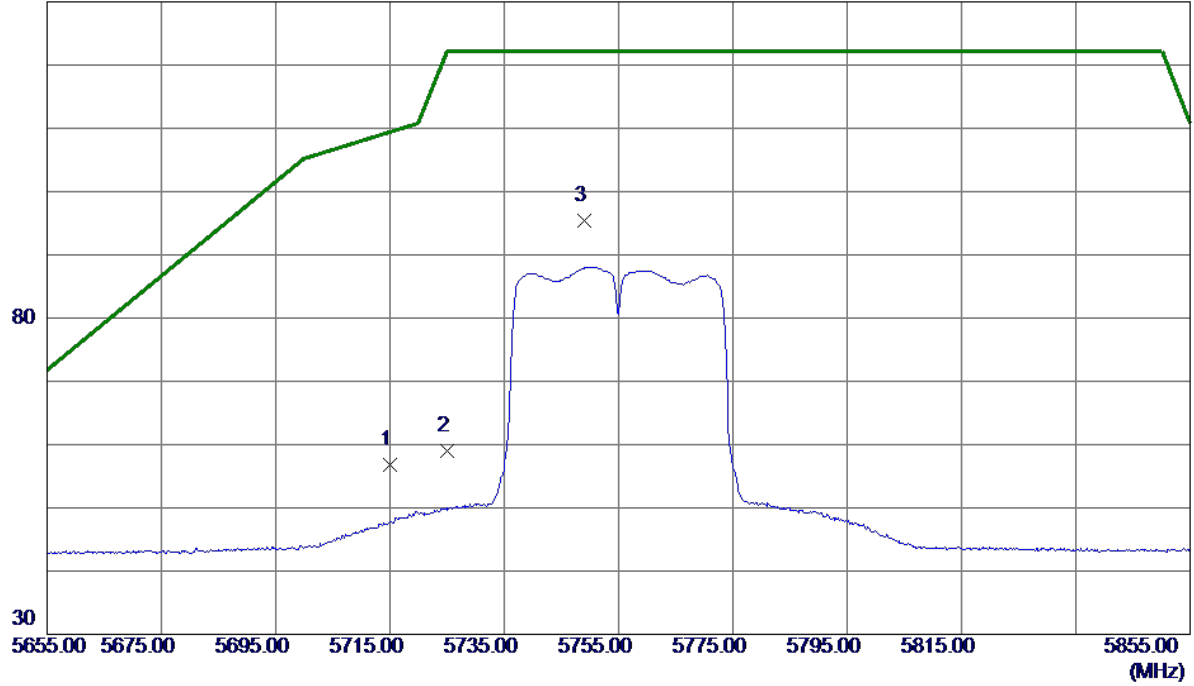


No.	Freq. MHz	Reading Level dBuV/m	Correct Factor dB	Measure ment dBuV/m	Limit dBuV/m	Margin dB	Detector	Comment
1 *	39770.5000	35.03	15.48	50.51	74.30	-23.79	Peak	

Orthogonal Axis:	X
Test Mode:	UNII-3/TX N40 Mode 5755MHz

**Vertical**

130 dBuV/m

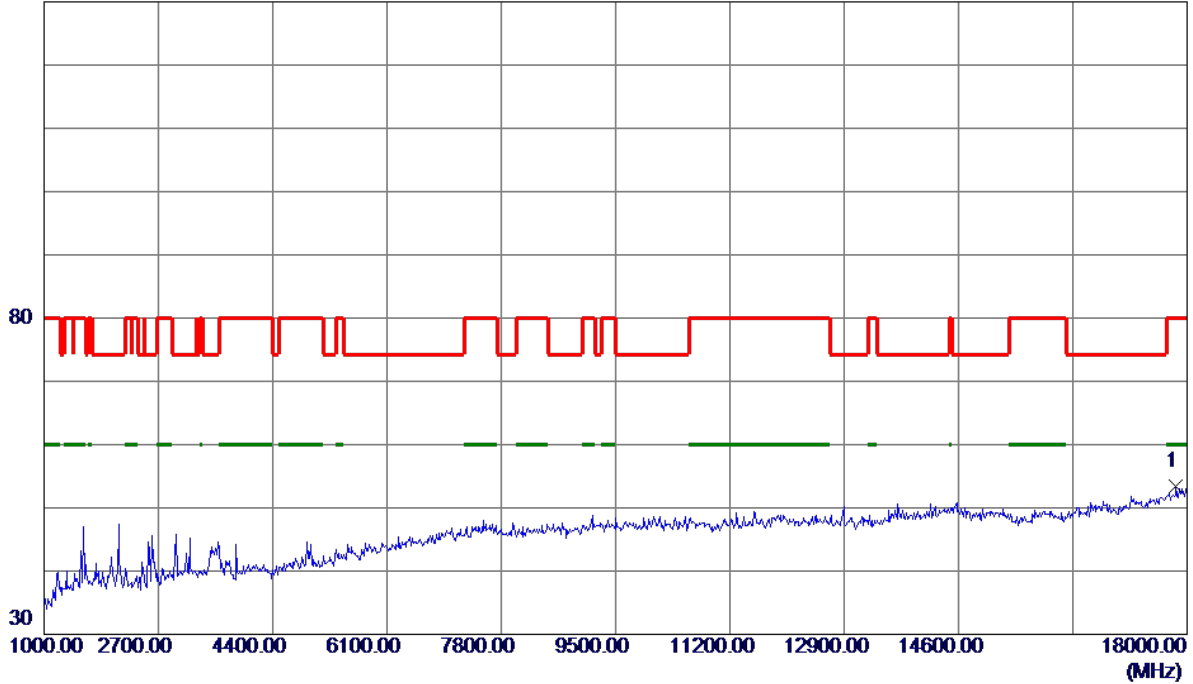


No.	Freq. MHz	Reading Level dBuV/m	Correct Factor dB	Measure ment dBuV/m	Limit dBuV/m	Margin dB	Detector	Comment
1	5715.0000	40.82	15.98	56.80	109.40	-52.60	Peak	
2	5725.0000	43.04	16.02	59.06	122.20	-63.14	Peak	
3 *	5749.1000	79.37	16.10	95.47	122.20	-26.73	Peak	No Limit

Orthogonal Axis:	X
Test Mode:	UNII-3/TX N40 Mode 5755MHz

**Vertical**

130 dBuV/m

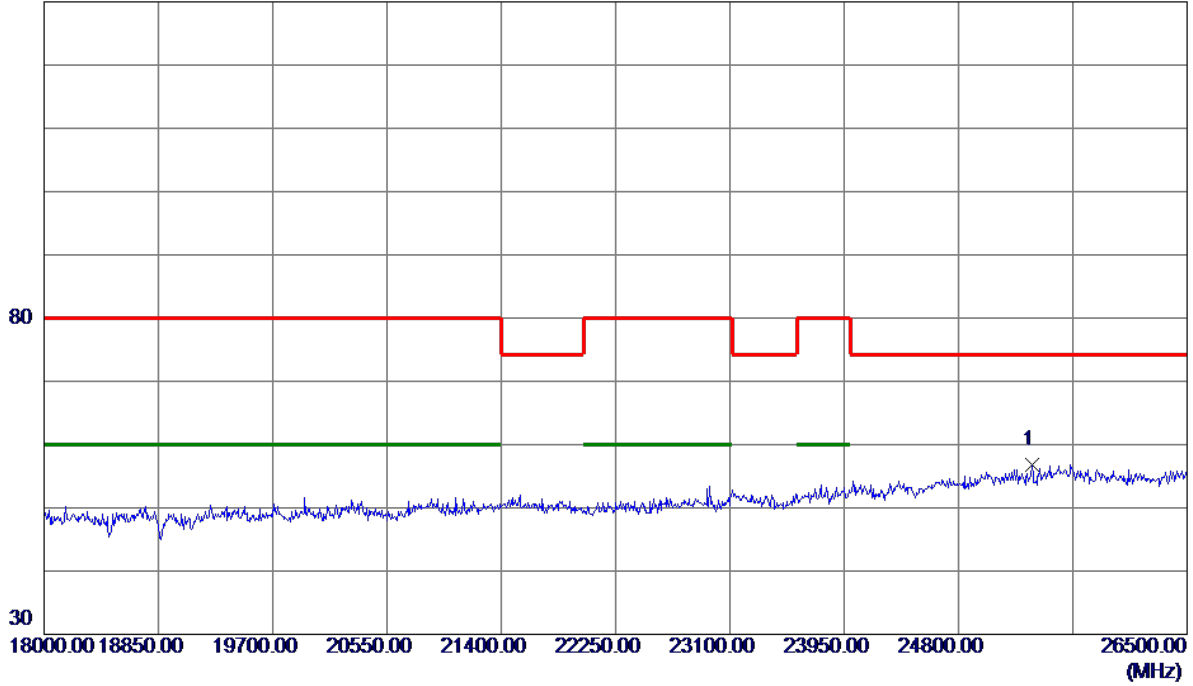


No.	Freq. MHz	Reading Level dBuV/m	Correct Factor dB	Measure ment dBuV/m	Limit dBuV/m	Margin dB	Detector	Comment
1 *	17838.5000	36.20	17.28	53.48	80.00	-26.52	Peak	

Orthogonal Axis:	X
Test Mode:	UNII-3/TX N40 Mode 5755MHz

**Vertical**

130 dBuV/m



No.	Freq. MHz	Reading Level dBuV/m	Correct Factor dB	Measure ment dBuV/m	Limit dBuV/m	Margin dB	Detector	Comment
1 *	25348.2500	39.63	17.24	56.87	74.30	-17.43	Peak	

Orthogonal Axis:	X
Test Mode:	UNII-3/TX N40 Mode 5755MHz

**Vertical**

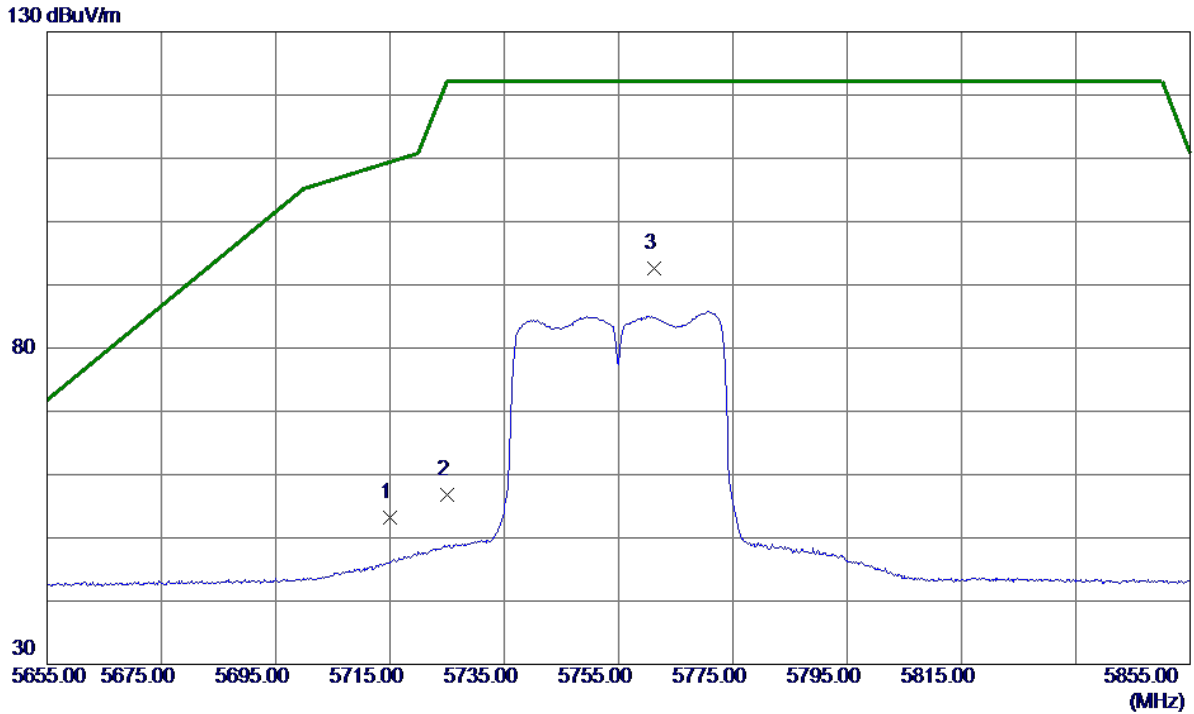
130 dBuV/m



No.	Freq. MHz	Reading Level dBuV/m	Correct Factor dB	Measure ment dBuV/m	Limit dBuV/m	Margin dB	Detector	Comment
1 *	39649.0000	37.04	15.40	52.44	74.30	-21.86	Peak	

Orthogonal Axis:	X
Test Mode:	UNII-3/TX N40 Mode 5755MHz

**Horizontal**

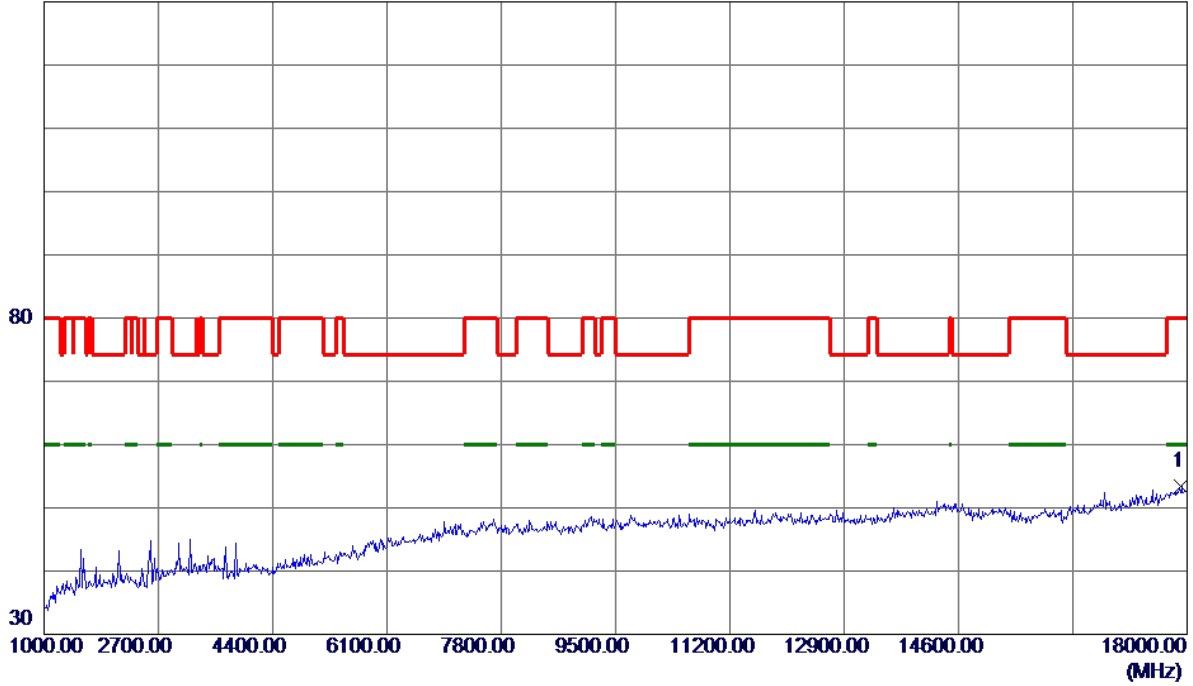


No.	Freq. MHz	Reading Level dBuV/m	Correct Factor dB	Measure ment dBuV/m	Limit dBuV/m	Margin dB	Detector	Comment
1	5715.0000	37.25	15.98	53.23	109.40	-56.17	Peak	
2	5725.0000	40.78	16.02	56.80	122.20	-65.40	Peak	
3 *	5761.2000	76.46	16.14	92.60	122.20	-29.60	Peak	No Limit

Orthogonal Axis:	X
Test Mode:	UNII-3/TX N40 Mode 5755MHz

**Horizontal**

130 dBuV/m



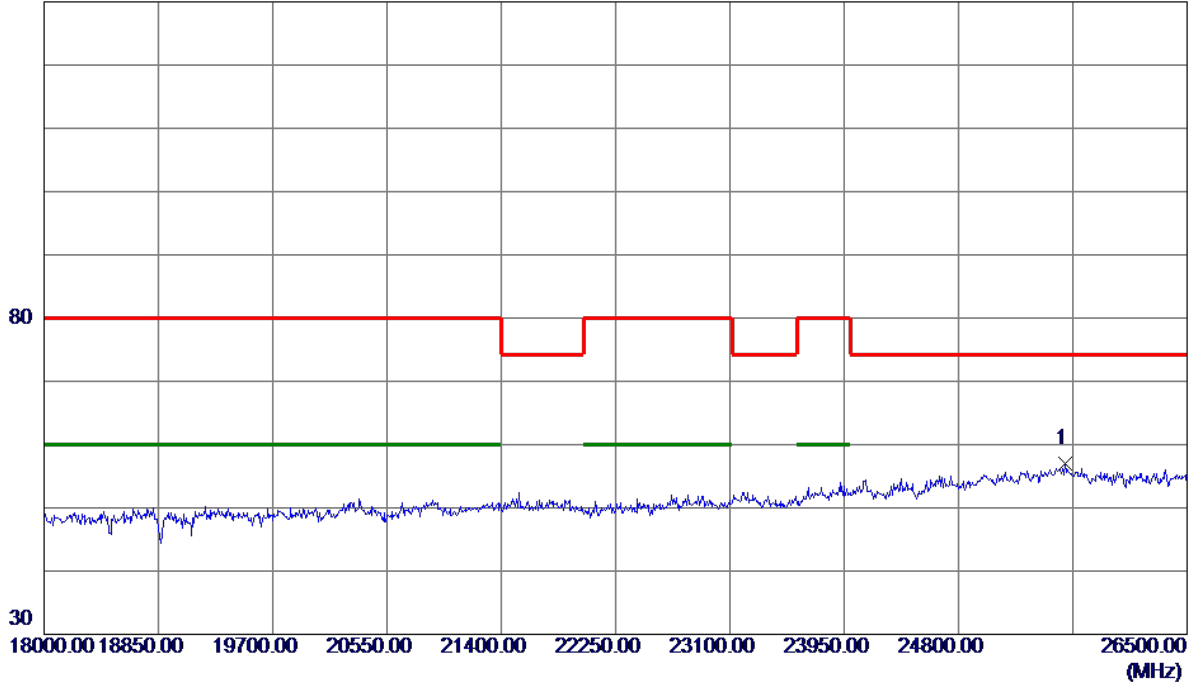
No.	Freq. MHz	Reading Level dBuV/m	Correct Factor dB	Measure ment dBuV/m	Limit dBuV/m	Margin dB	Detector	Comment
1 *	17915.0000	35.84	17.51	53.35	80.00	-26.65	Peak	



Orthogonal Axis:	X
Test Mode:	UNII-3/TX N40 Mode 5755MHz

**Horizontal**

130 dBuV/m



No.	Freq. MHz	Reading Level dBuV/m	Correct Factor dB	Measure ment dBuV/m	Limit dBuV/m	Margin dB	Detector	Comment
1 *	25590.5000	39.70	17.22	56.92	74.30	-17.38	Peak	

Orthogonal Axis:	X
Test Mode:	UNII-3/TX N40 Mode 5755MHz

**Horizontal**

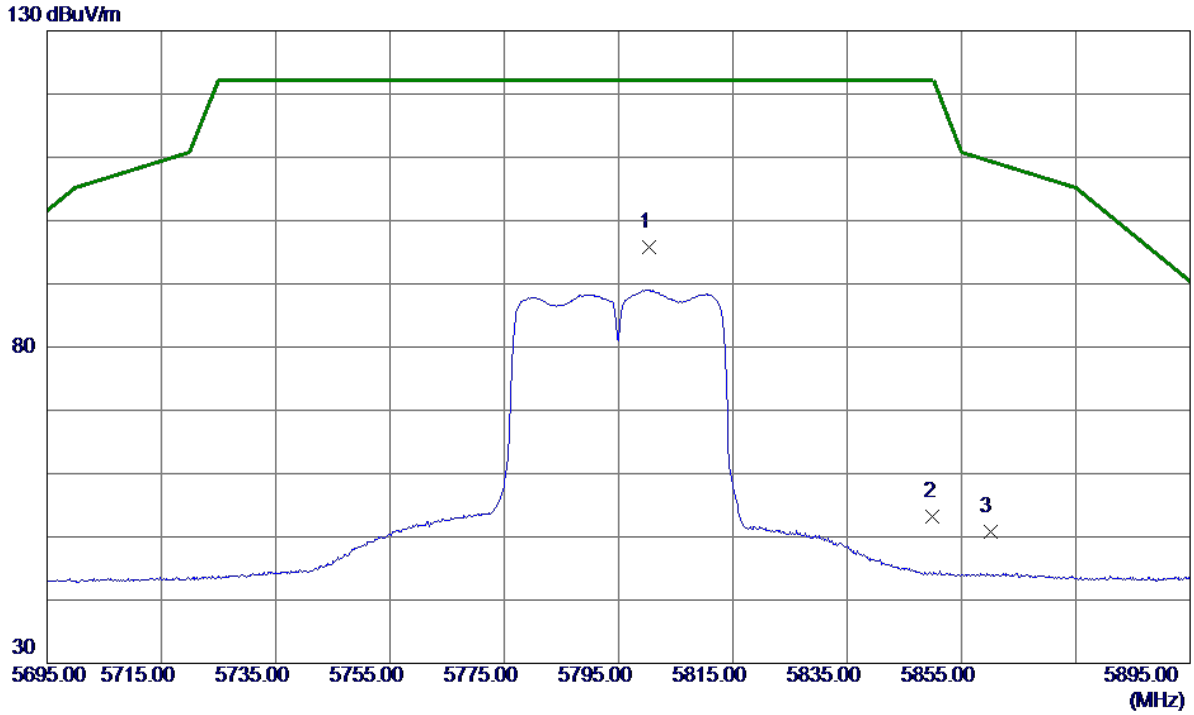
130 dBuV/m



No.	Freq. MHz	Reading Level dBuV/m	Correct Factor dB	Measure ment dBuV/m	Limit dBuV/m	Margin dB	Detector	Comment
1 *	39912.2500	34.71	15.57	50.28	74.30	-24.02	Peak	

Orthogonal Axis:	X
Test Mode:	UNII-3/TX N40 Mode 5795MHz

**Vertical**

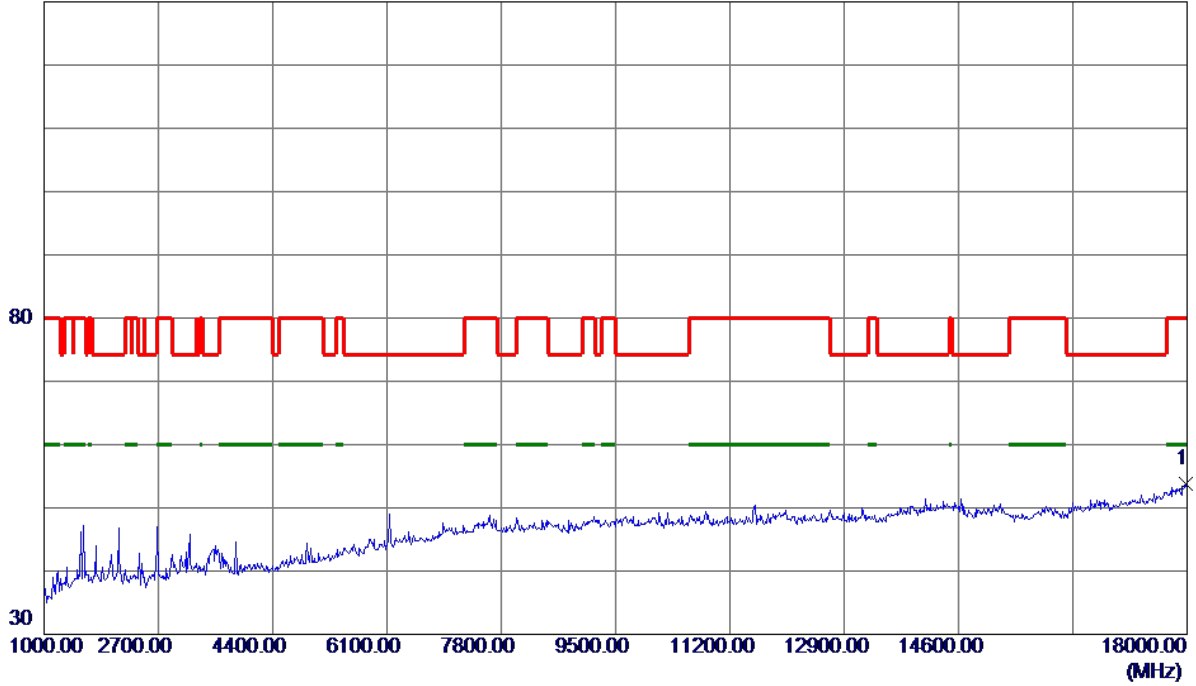


No.	Freq. MHz	Reading Level dBuV/m	Correct Factor dB	Measure ment dBuV/m	Limit dBuV/m	Margin dB	Detector	Comment
1 *	5800.3000	79.50	16.27	95.77	122.20	-26.43	Peak	No Limit
2	5850.0000	36.78	16.43	53.21	122.20	-68.99	Peak	
3	5860.0000	34.41	16.47	50.88	109.40	-58.52	Peak	

Orthogonal Axis:	X
Test Mode:	UNII-3/TX N40 Mode 5795MHz

**Vertical**

130 dBuV/m

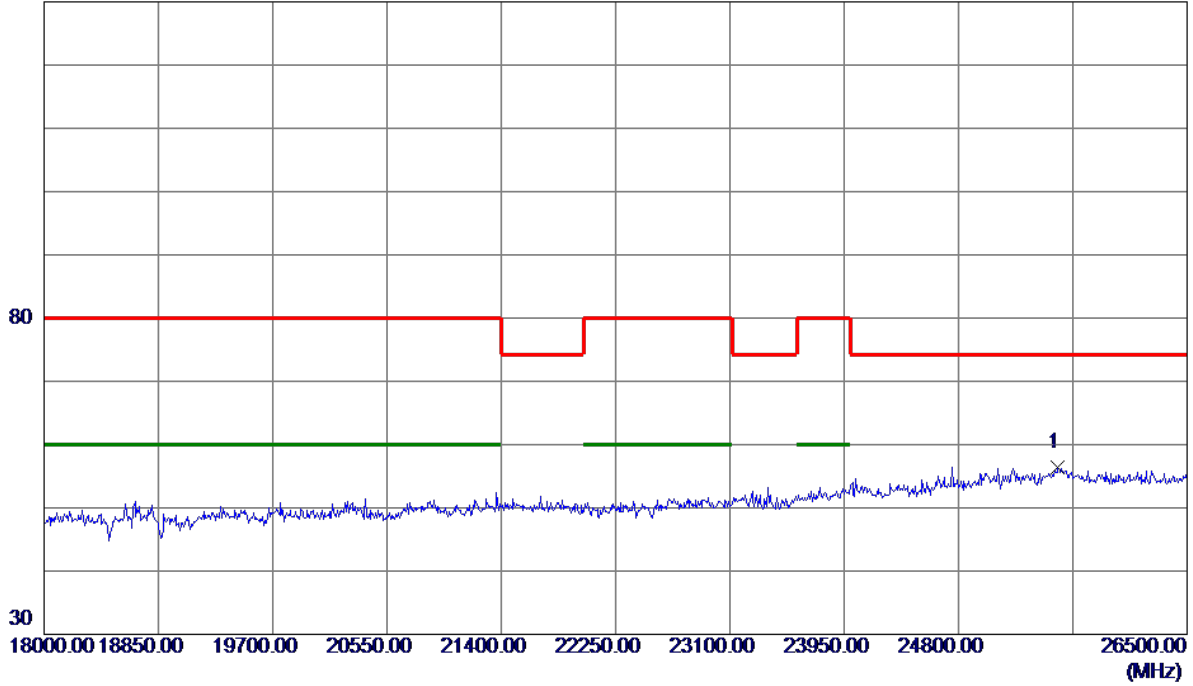


No.	Freq. MHz	Reading Level dBuV/m	Correct Factor dB	Measure ment dBuV/m	Limit dBuV/m	Margin dB	Detector	Comment
1 *	17974.5000	36.02	17.69	53.71	80.00	-26.29	Peak	

Orthogonal Axis:	X
Test Mode:	UNII-3/TX N40 Mode 5795MHz

**Vertical**

130 dBuV/m

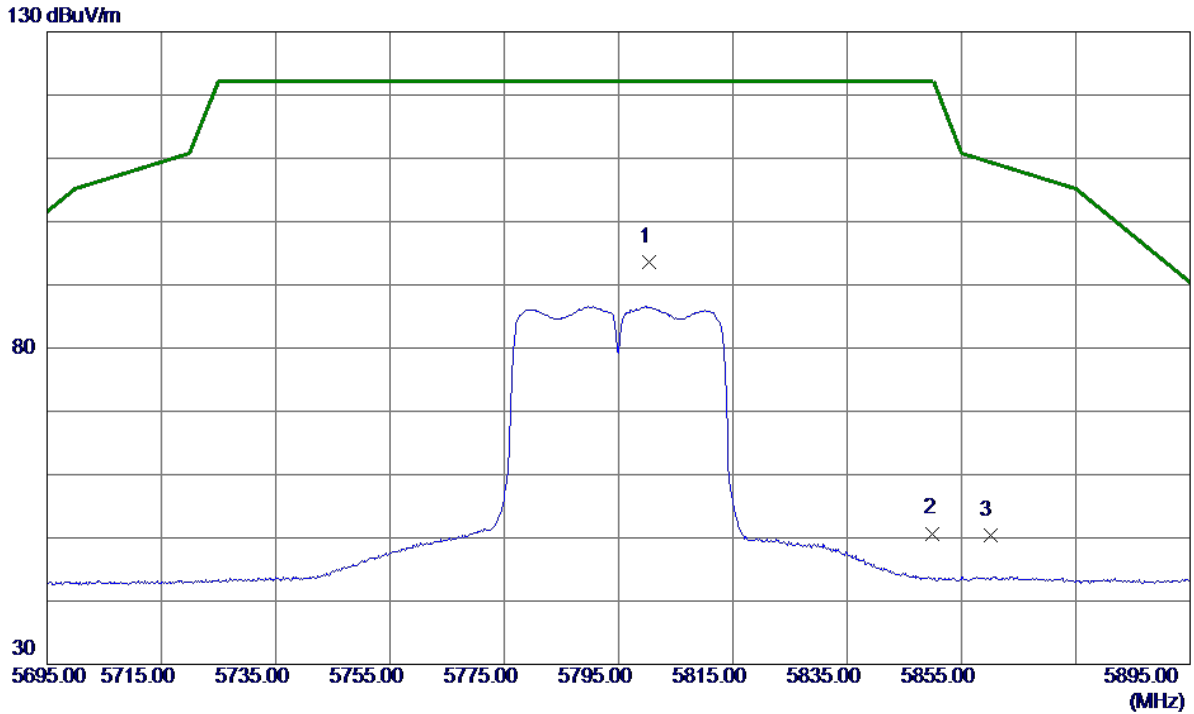


No.	Freq. MHz	Reading Level dBuV/m	Correct Factor dB	Measure ment dBuV/m	Limit dBuV/m	Margin dB	Detector	Comment
1 *	25539.5000	39.18	17.28	56.46	74.30	-17.84	Peak	



Orthogonal Axis:	X
Test Mode:	UNII-3/TX N40 Mode 5795MHz

**Horizontal**

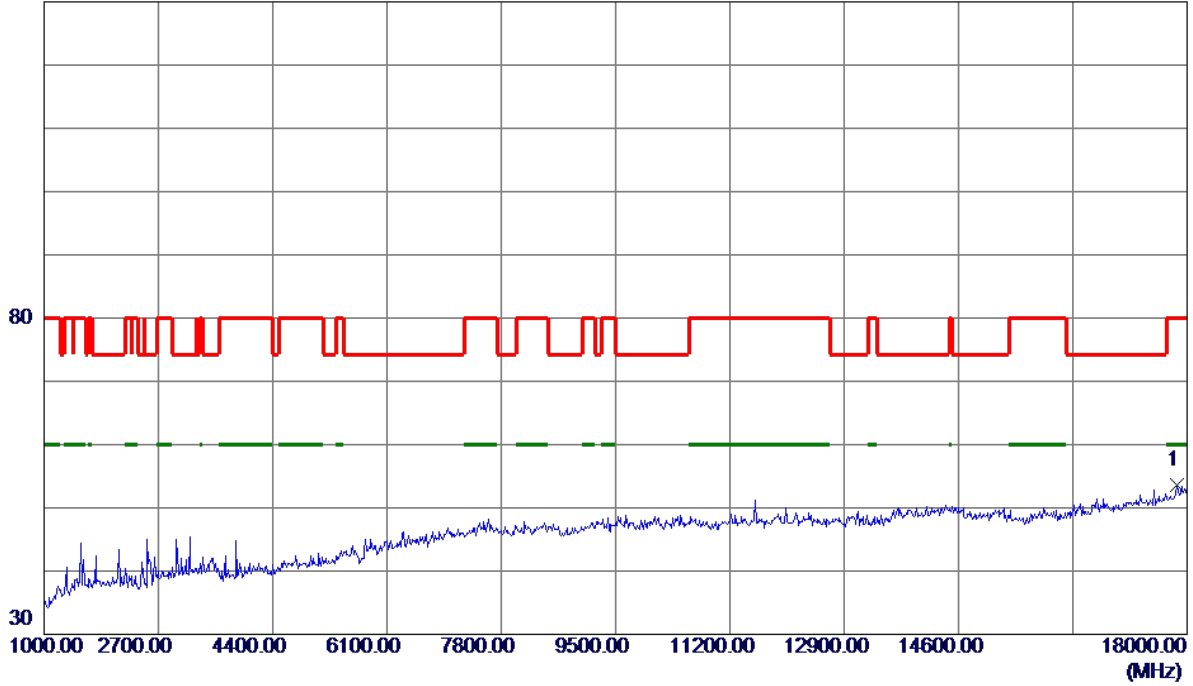


No.	Freq. MHz	Reading Level dBuV/m	Correct Factor dB	Measure ment dBuV/m	Limit dBuV/m	Margin dB	Detector	Comment
1 *	5800.3000	77.42	16.27	93.69	122.20	-28.51	Peak	No Limit
2	5850.0000	34.27	16.43	50.70	122.20	-71.50	Peak	
3	5860.0000	33.85	16.47	50.32	109.40	-59.08	Peak	

Orthogonal Axis:	X
Test Mode:	UNII-3/TX N40 Mode 5795MHz

**Horizontal**

130 dBuV/m



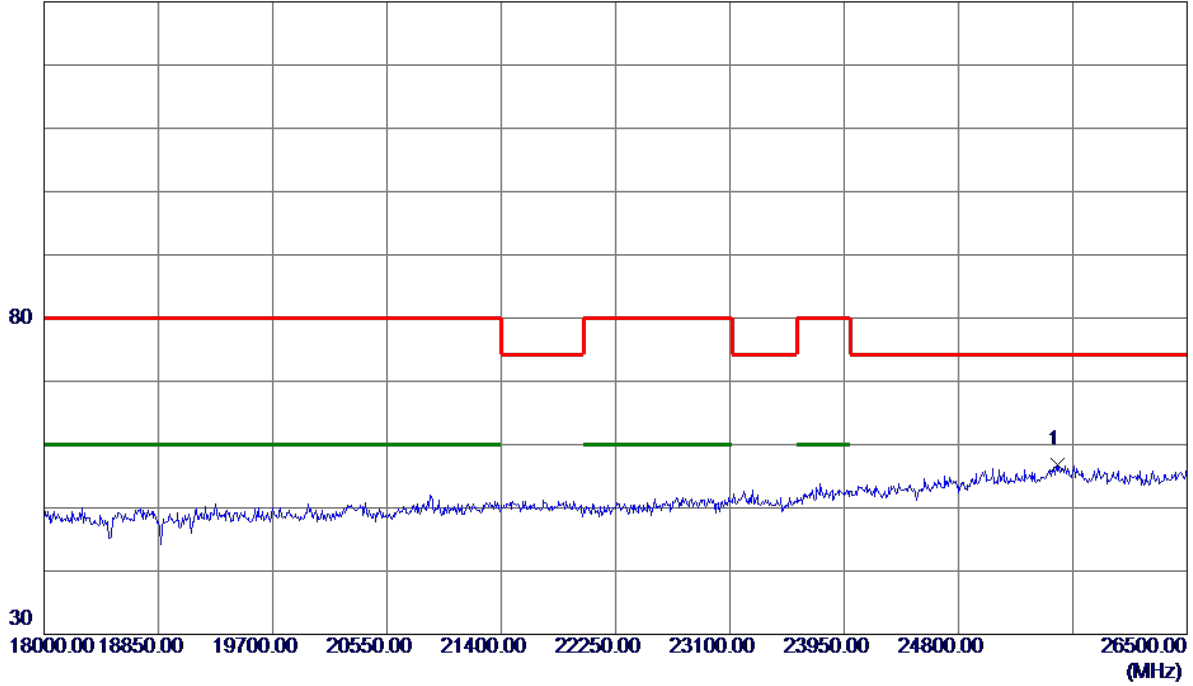
No.	Freq. MHz	Reading Level dBuV/m	Correct Factor dB	Measure ment dBuV/m	Limit dBuV/m	Margin dB	Detector	Comment
1 *	17855.5000	36.29	17.33	53.62	80.00	-26.38	Peak	



Orthogonal Axis:	X
Test Mode:	UNII-3/TX N40 Mode 5795MHz

**Horizontal**

130 dBuV/m



No.	Freq. MHz	Reading Level dBuV/m	Correct Factor dB	Measure ment dBuV/m	Limit dBuV/m	Margin dB	Detector	Comment
1 *	25539.5000	39.54	17.28	56.82	74.30	-17.48	Peak	

Orthogonal Axis:	X
Test Mode:	UNII-3/TX N40 Mode 5795MHz

**Horizontal**

130 dBuV/m

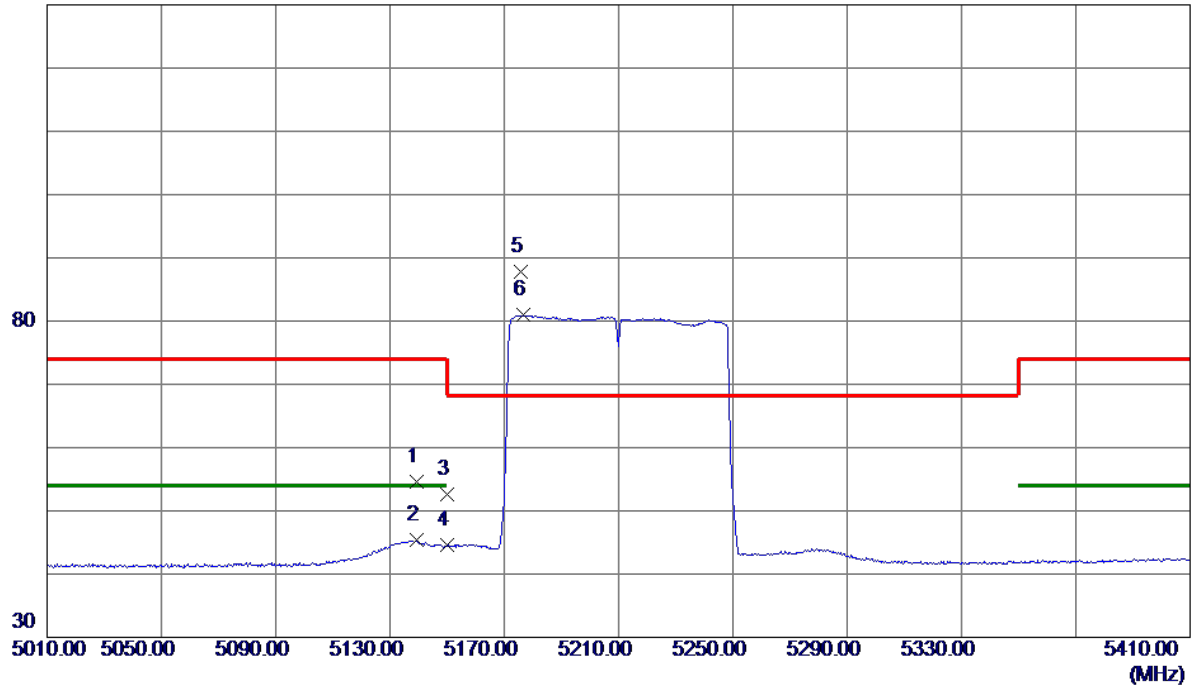


No.	Freq. MHz	Reading Level dBuV/m	Correct Factor dB	Measure ment dBuV/m	Limit dBuV/m	Margin dB	Detector	Comment
1 *	39392.5000	35.67	14.86	50.53	74.30	-23.77	Peak	

Orthogonal Axis:	X
Test Mode:	UNII-1/ TX AC80 Mode 5210MHz

**Vertical**

130 dBuV/m

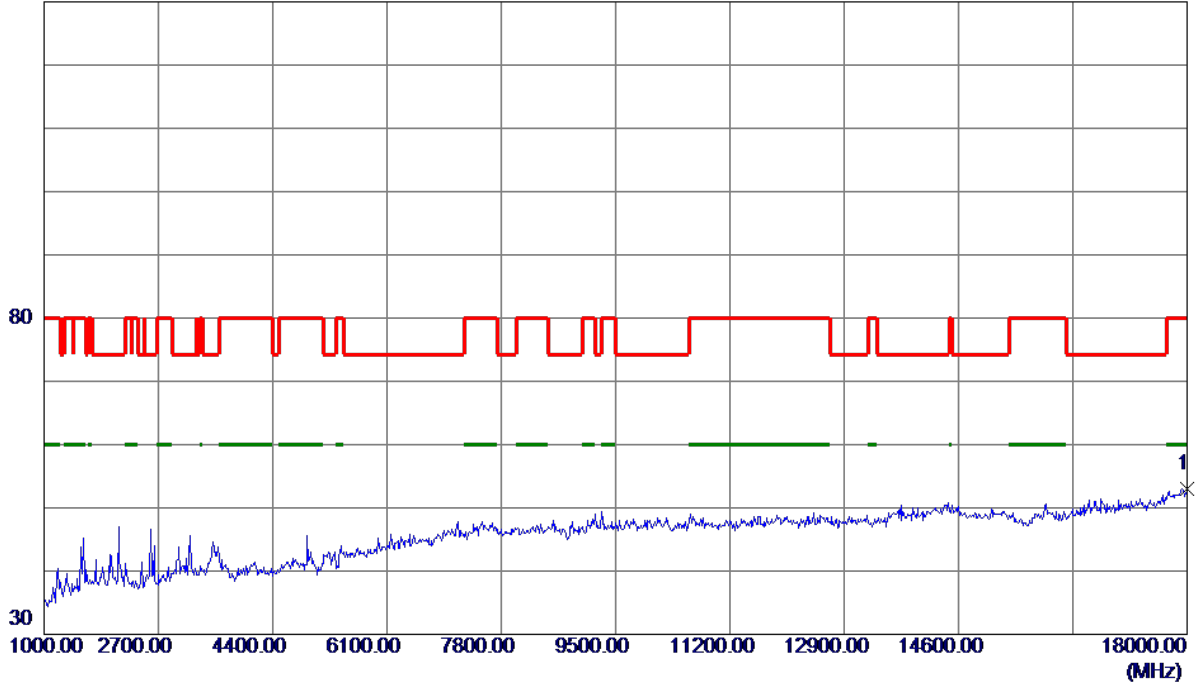


No.	Freq. MHz	Reading Level dBuV/m	Correct Factor dB	Measure ment dBuV/m	Limit dBuV/m	Margin dB	Detector	Comment
1	5139.4000	40.36	14.29	54.65	74.00	-19.35	Peak	
2	5139.4000	31.14	14.29	45.43	54.00	-8.57	AVG	
3	5150.0000	38.24	14.32	52.56	74.00	-21.44	Peak	
4	5150.0000	30.31	14.32	44.63	54.00	-9.37	AVG	
5 *	5175.8000	73.40	14.39	87.79	68.30	19.49	Peak	No Limit
6	5176.6000	66.52	14.39	80.91	999.00	-918.09	AVG	No Limit

Orthogonal Axis:	X
Test Mode:	UNII-1/ TX AC80 Mode 5210MHz

**Vertical**

130 dBuV/m

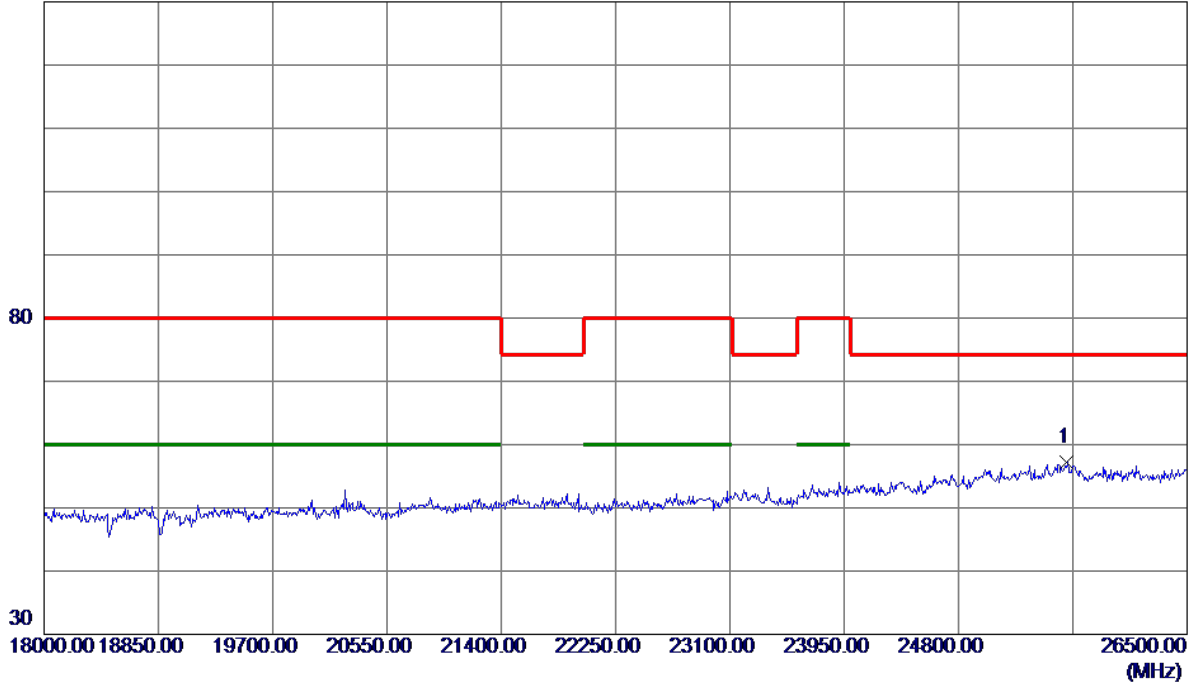


No.	Freq. MHz	Reading Level dBuV/m	Correct Factor dB	Measure ment dBuV/m	Limit dBuV/m	Margin dB	Detector	Comment
1 *	18000.0000	35.32	17.77	53.09	80.00	-26.91	Peak	

Orthogonal Axis:	X
Test Mode:	UNII-1/ TX AC80 Mode 5210MHz

**Vertical**

130 dBuV/m



No.	Freq. MHz	Reading Level dBuV/m	Correct Factor dB	Measure ment dBuV/m	Limit dBuV/m	Margin dB	Detector	Comment
1 *	25607.5000	40.08	17.20	57.28	74.30	-17.02	Peak	

Orthogonal Axis:	X
Test Mode:	UNII-1/ TX AC80 Mode 5210MHz

**Vertical**

130 dBuV/m

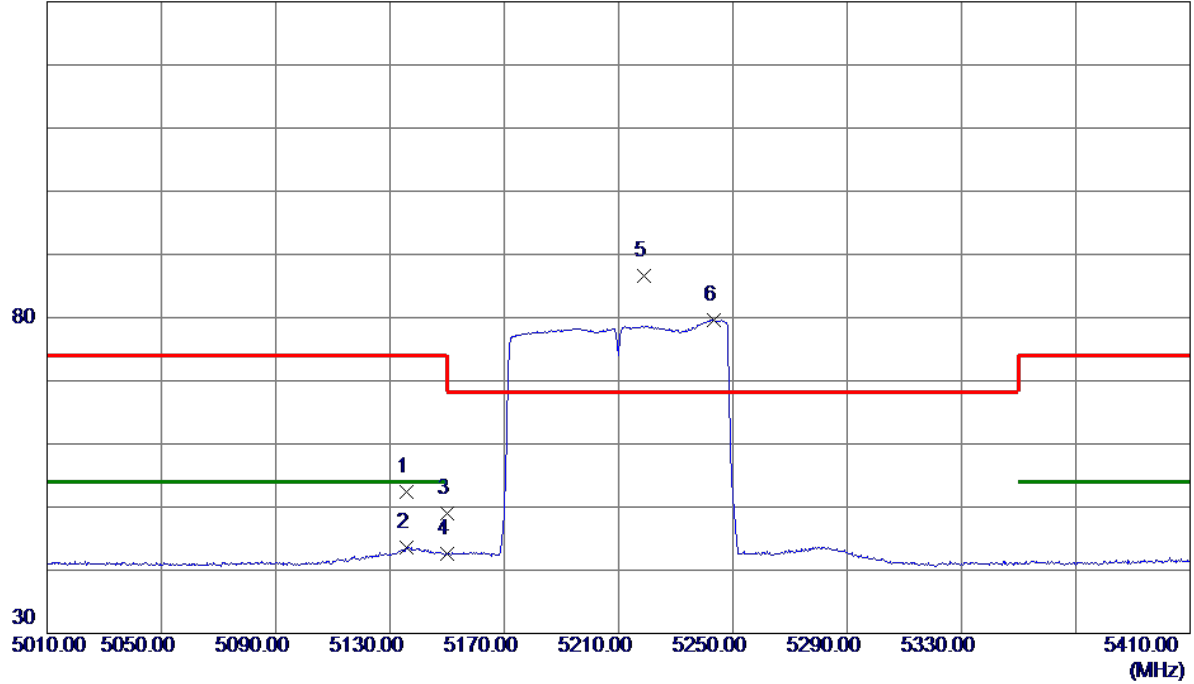


No.	Freq. MHz	Reading Level dBuV/m	Correct Factor dB	Measure ment dBuV/m	Limit dBuV/m	Margin dB	Detector	Comment
1 *	39831.2500	36.10	15.52	51.62	74.30	-22.68	Peak	

Orthogonal Axis:	X
Test Mode:	UNII-1/ TX AC80 Mode 5210MHz

**Horizontal**

130 dBuV/m

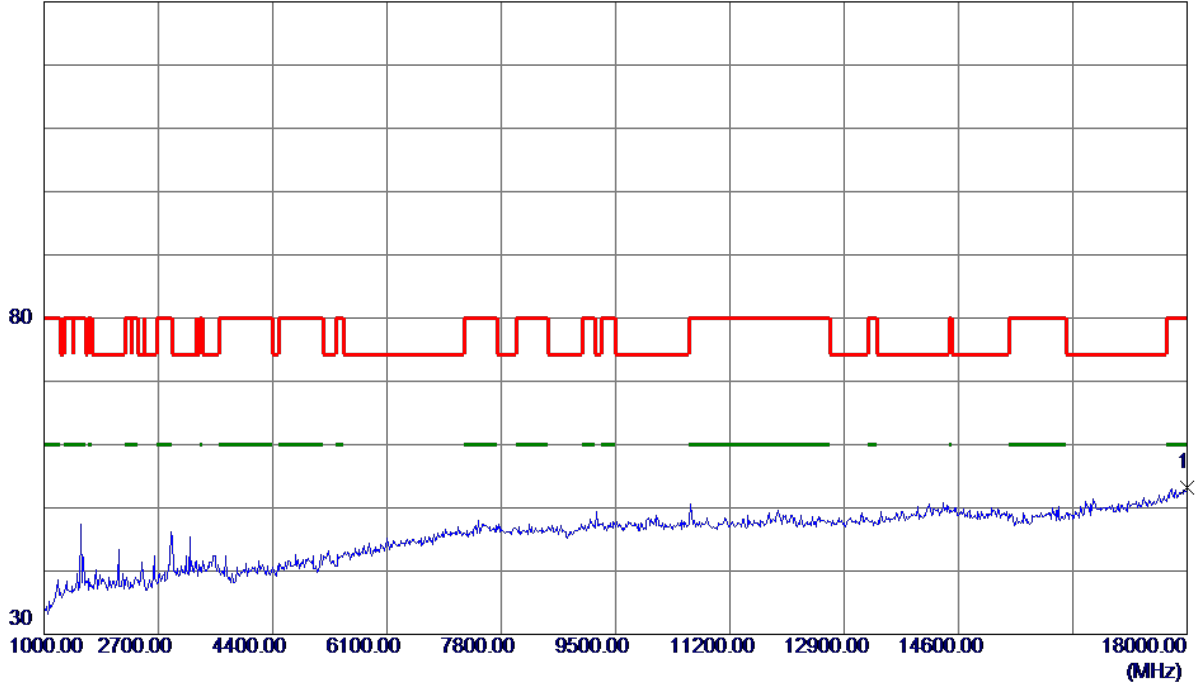


No.	Freq. MHz	Reading Level dBuV/m	Correct Factor dB	Measure ment dBuV/m	Limit dBuV/m	Margin dB	Detector	Comment
1	5135.8000	38.03	14.28	52.31	74.00	-21.69	Peak	
2	5135.8000	29.31	14.28	43.59	54.00	-10.41	AVG	
3	5150.0000	34.69	14.32	49.01	74.00	-24.99	Peak	
4	5150.0000	28.22	14.32	42.54	54.00	-11.46	AVG	
5 *	5219.0000	72.11	14.51	86.62	68.30	18.32	Peak	No Limit
6	5243.2000	65.02	14.57	79.59	999.00	-919.41	AVG	No Limit

Orthogonal Axis:	X
Test Mode:	UNII-1/ TX AC80 Mode 5210MHz

**Horizontal**

130 dBuV/m



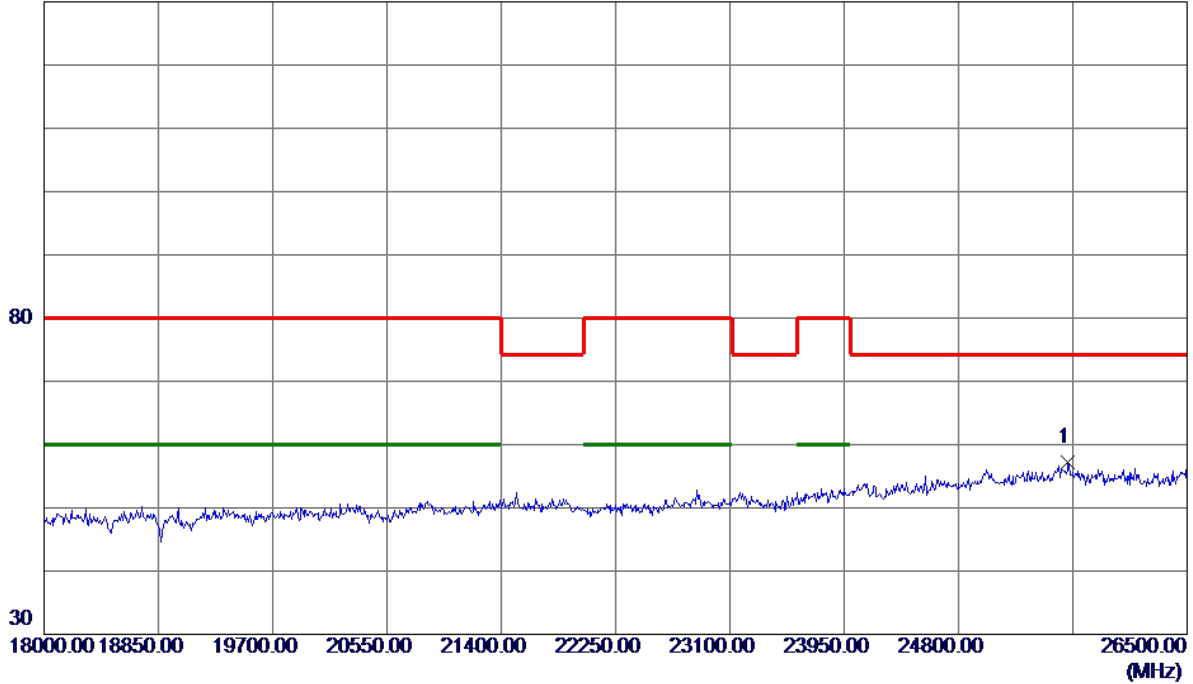
No.	Freq. MHz	Reading Level dBuV/m	Correct Factor dB	Measure ment dBuV/m	Limit dBuV/m	Margin dB	Detector	Comment
1 *	18000.0000	35.50	17.77	53.27	80.00	-26.73	Peak	



Orthogonal Axis:	X
Test Mode:	UNII-1/ TX AC80 Mode 5210MHz

**Horizontal**

130 dBuV/m



No.	Freq. MHz	Reading Level dBuV/m	Correct Factor dB	Measure ment dBuV/m	Limit dBuV/m	Margin dB	Detector	Comment
1 *	25616.0000	40.03	17.19	57.22	74.30	-17.08	Peak	

Orthogonal Axis:	X
Test Mode:	UNII-1/ TX AC80 Mode 5210MHz

**Horizontal**

130 dBuV/m

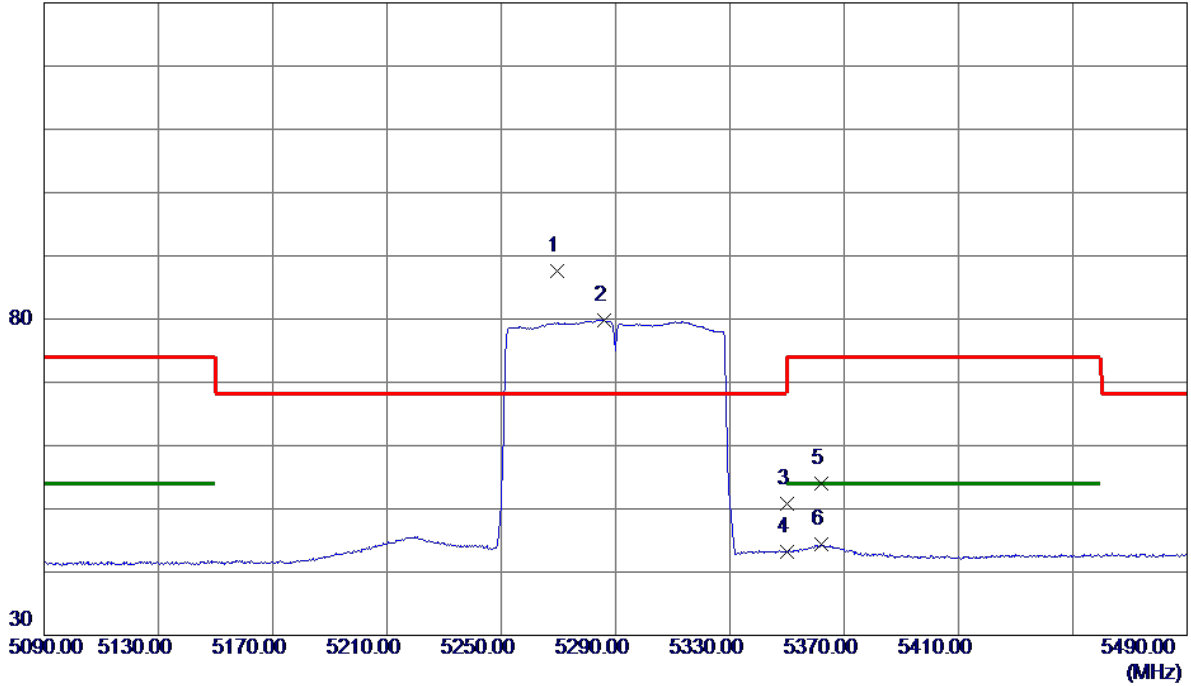


No.	Freq. MHz	Reading Level dBuV/m	Correct Factor dB	Measure ment dBuV/m	Limit dBuV/m	Margin dB	Detector	Comment
1 *	39770.5000	34.93	15.48	50.41	74.30	-23.89	Peak	

Orthogonal Axis :	X
Test Mode :	UNII-2A/ TX AC80 Mode 5290MHz

**Vertical**

130 dBuV/m

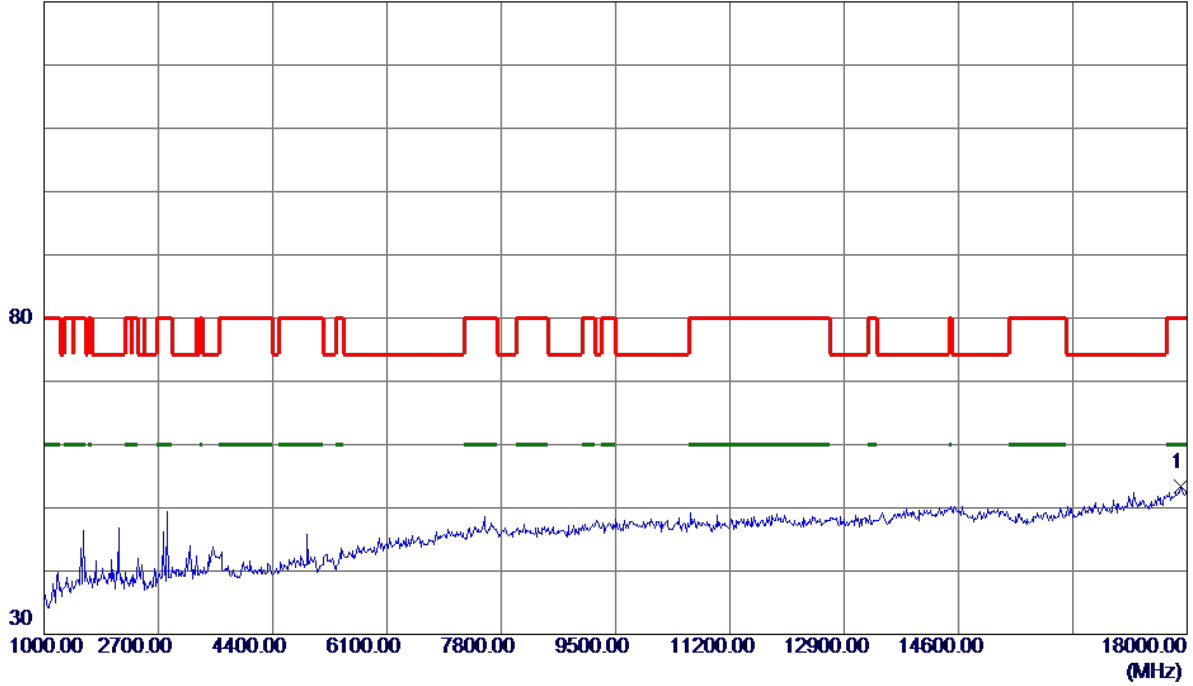


No.	Freq. MHz	Reading Level dBuV/m	Correct Factor dB	Measure ment dBuV/m	Limit dBuV/m	Margin dB	Detector	Comment
1 *	5269.4000	72.97	14.64	87.61	68.30	19.31	Peak	No Limit
2	5285.8000	65.18	14.69	79.87	999.00	-919.13	AVG	No Limit
3	5350.0000	36.01	14.86	50.87	74.00	-23.13	Peak	
4	5350.0000	28.38	14.86	43.24	999.00	-955.76	AVG	
5	5362.2000	39.19	14.90	54.09	74.00	-19.91	Peak	
6	5362.2000	29.53	14.90	44.43	54.00	-9.57	AVG	

Orthogonal Axis :	X
Test Mode :	UNII-2A/ TX AC80 Mode 5290MHz

**Vertical**

130 dBuV/m

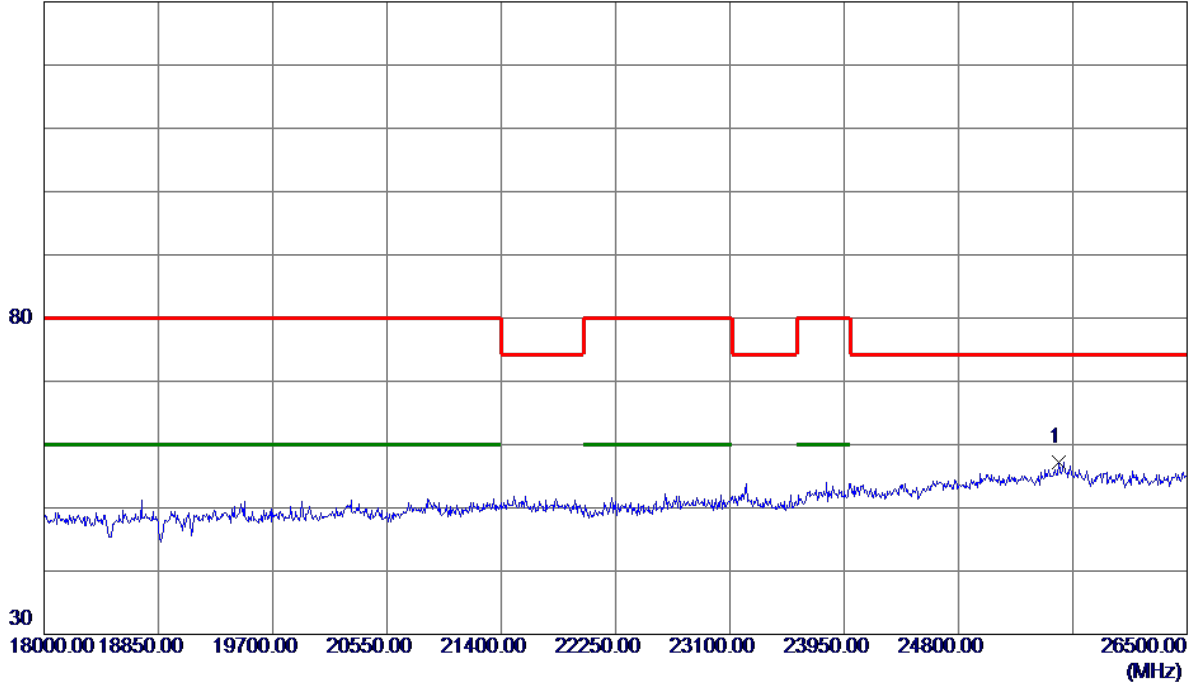


No.	Freq. MHz	Reading Level dBuV/m	Correct Factor dB	Measure ment dBuV/m	Limit dBuV/m	Margin dB	Detector	Comment
1 *	17898.0000	35.84	17.46	53.30	80.00	-26.70	Peak	

Orthogonal Axis :	X
Test Mode :	UNII-2A/ TX AC80 Mode 5290MHz

**Vertical**

130 dBuV/m

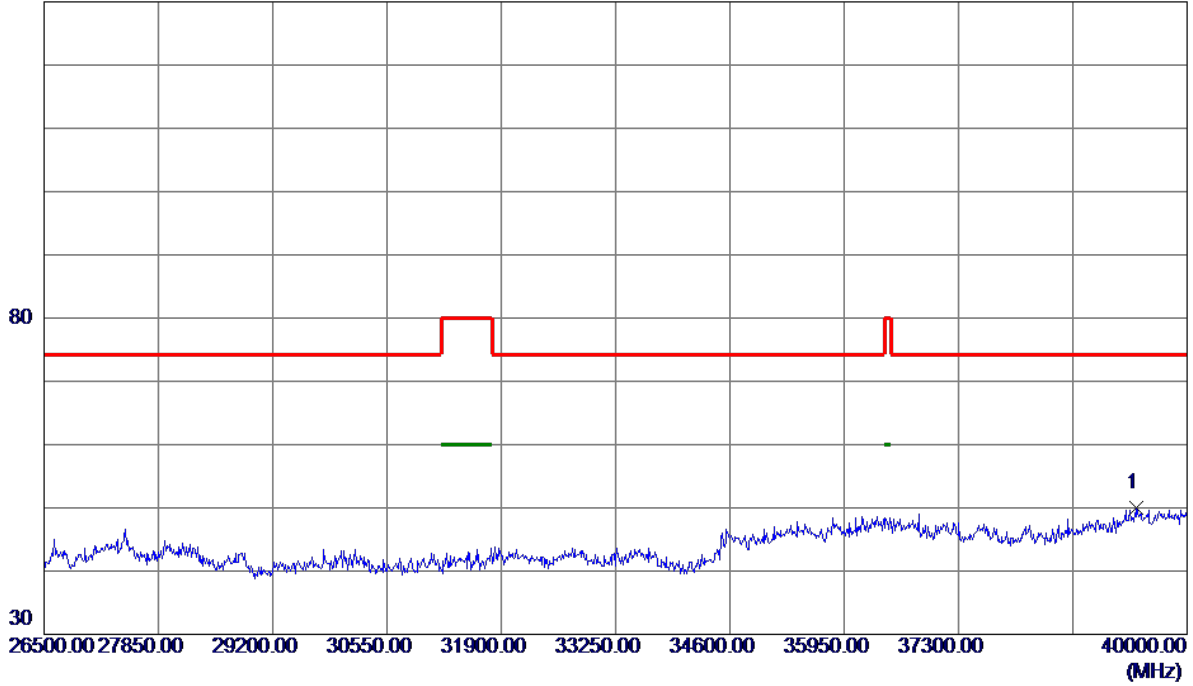


No.	Freq. MHz	Reading Level dBuV/m	Correct Factor dB	Measure ment dBuV/m	Limit dBuV/m	Margin dB	Detector	Comment
1 *	25543.7500	40.00	17.28	57.28	74.30	-17.02	Peak	

Orthogonal Axis :	X
Test Mode :	UNII-2A/ TX AC80 Mode 5290MHz

**Vertical**

130 dBuV/m

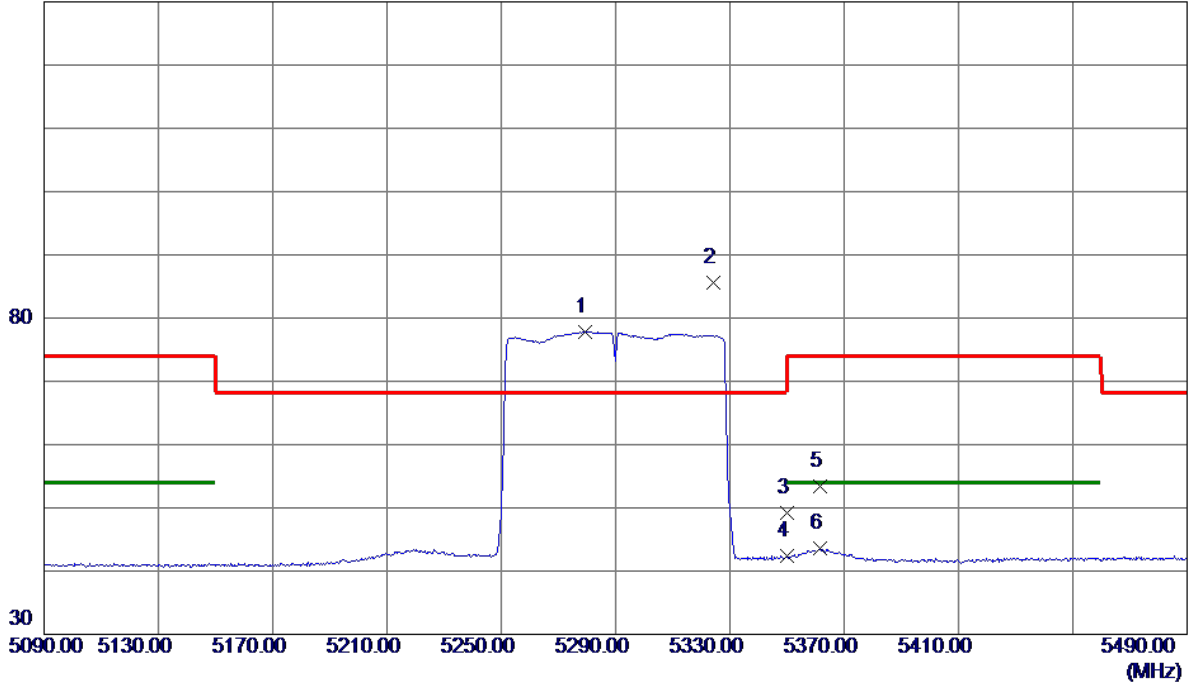


No.	Freq. MHz	Reading Level dBuV/m	Correct Factor dB	Measure ment dBuV/m	Limit dBuV/m	Margin dB	Detector	Comment
1 *	39406.0000	35.02	14.91	49.93	74.30	-24.37	Peak	

Orthogonal Axis :	X
Test Mode :	UNII-2A/ TX AC80 Mode 5290MHz

Horizontal

130 dBuV/m

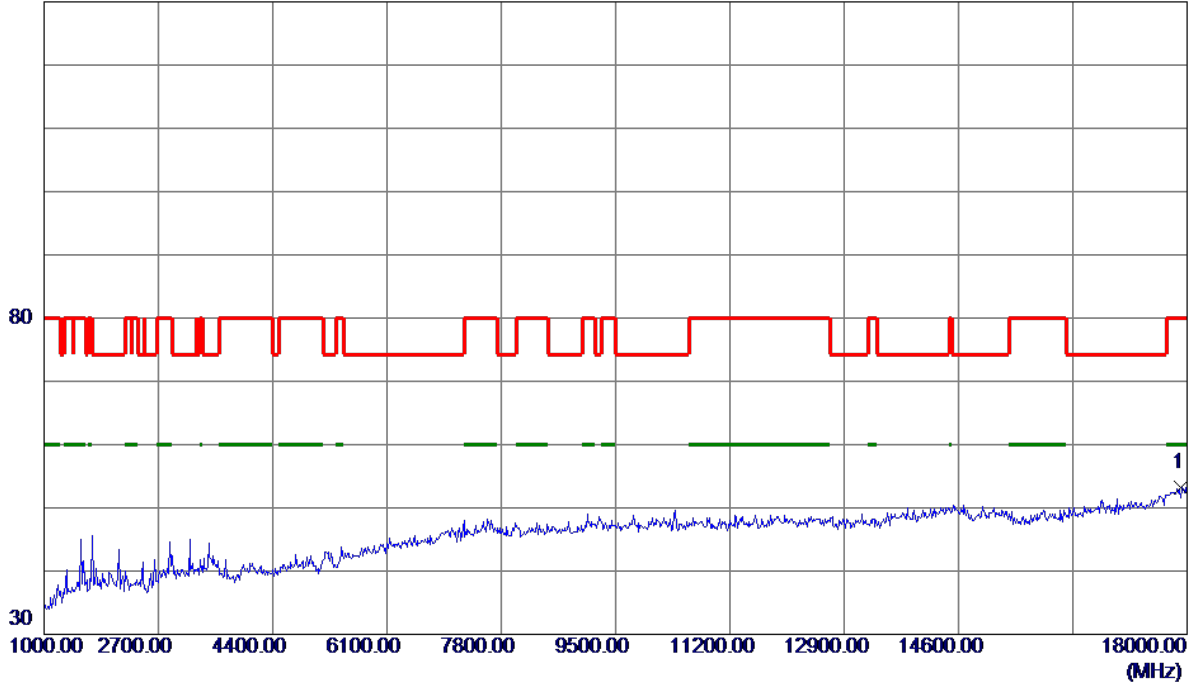


No.	Freq. MHz	Reading Level dBuV/m	Correct Factor dB	Measure ment dBuV/m	Limit dBuV/m	Margin dB	Detector	Comment
1	5279.2000	63.17	14.67	77.84	999.00	-921.16	AVG	No Limit
2 *	5324.2000	70.89	14.79	85.68	68.30	17.38	Peak	No Limit
3	5350.0000	34.39	14.86	49.25	74.00	-24.75	Peak	
4	5350.0000	27.46	14.86	42.32	999.00	-956.68	AVG	
5	5361.4000	38.52	14.89	53.41	74.00	-20.59	Peak	
6	5361.4000	28.73	14.89	43.62	54.00	-10.38	AVG	

Orthogonal Axis :	X
Test Mode :	UNII-2A/ TX AC80 Mode 5290MHz

**Horizontal**

130 dBuV/m



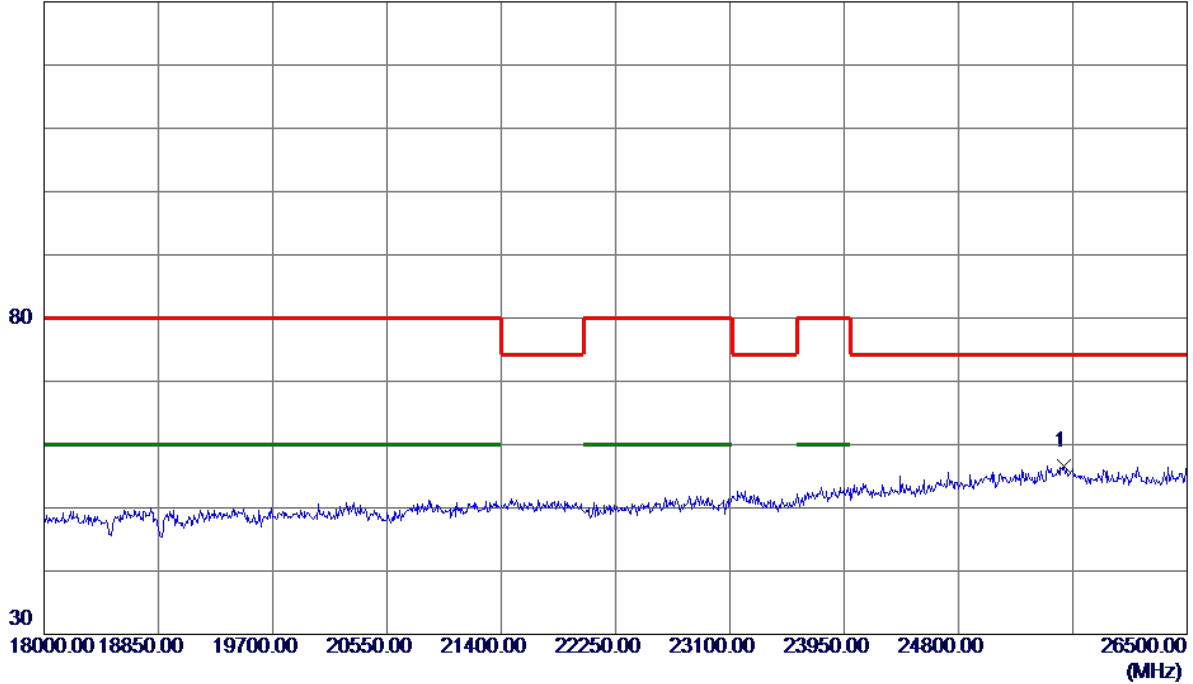
No.	Freq. MHz	Reading Level dBuV/m	Correct Factor dB	Measure ment dBuV/m	Limit dBuV/m	Margin dB	Detector	Comment
1 *	17915.0000	35.74	17.51	53.25	80.00	-26.75	Peak	



Orthogonal Axis :	X
Test Mode :	UNII-2A/ TX AC80 Mode 5290MHz

**Horizontal**

130 dBuV/m

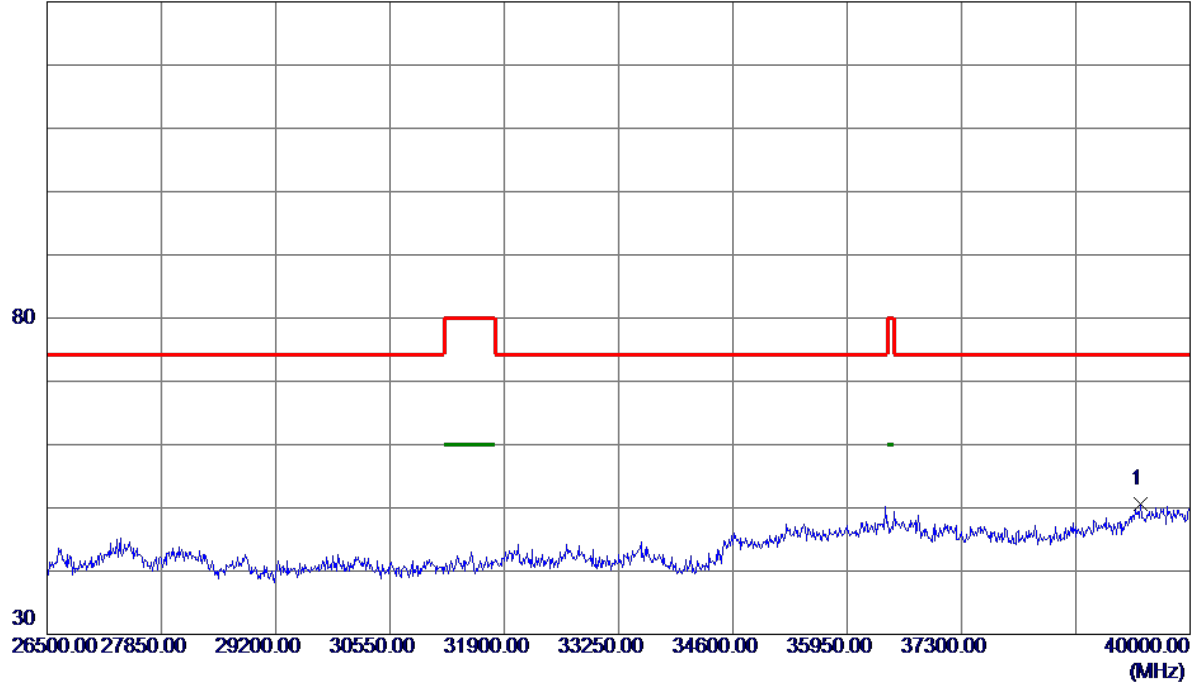


No.	Freq. MHz	Reading Level dBuV/m	Correct Factor dB	Measure ment dBuV/m	Limit dBuV/m	Margin dB	Detector	Comment
1 *	25582.0000	39.39	17.23	56.62	74.30	-17.68	Peak	

Orthogonal Axis :	X
Test Mode :	UNII-2A/ TX AC80 Mode 5290MHz

**Horizontal**

130 dBuV/m

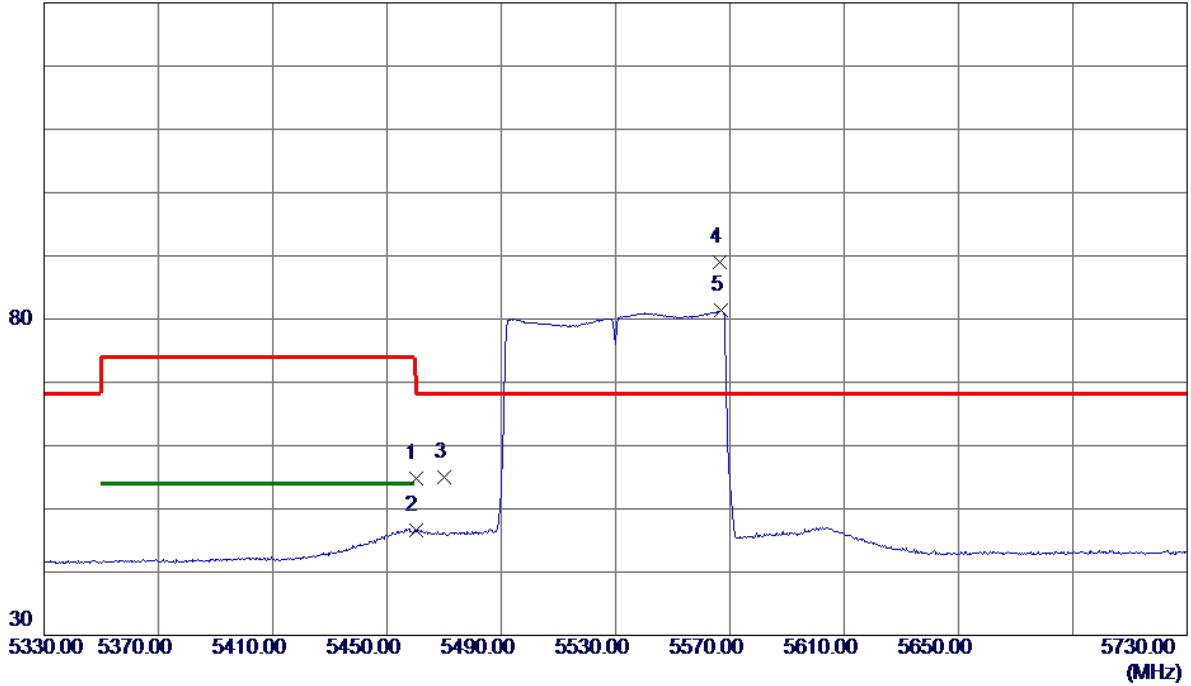


No.	Freq. MHz	Reading Level dBuV/m	Correct Factor dB	Measure ment dBuV/m	Limit dBuV/m	Margin dB	Detector	Comment
1 *	39419.5000	35.60	14.97	50.57	74.30	-23.73	Peak	

Orthogonal Axis :	X
Test Mode :	UNII-2C/ TX AC80 Mode 5530MHz

**Vertical**

130 dBuV/m

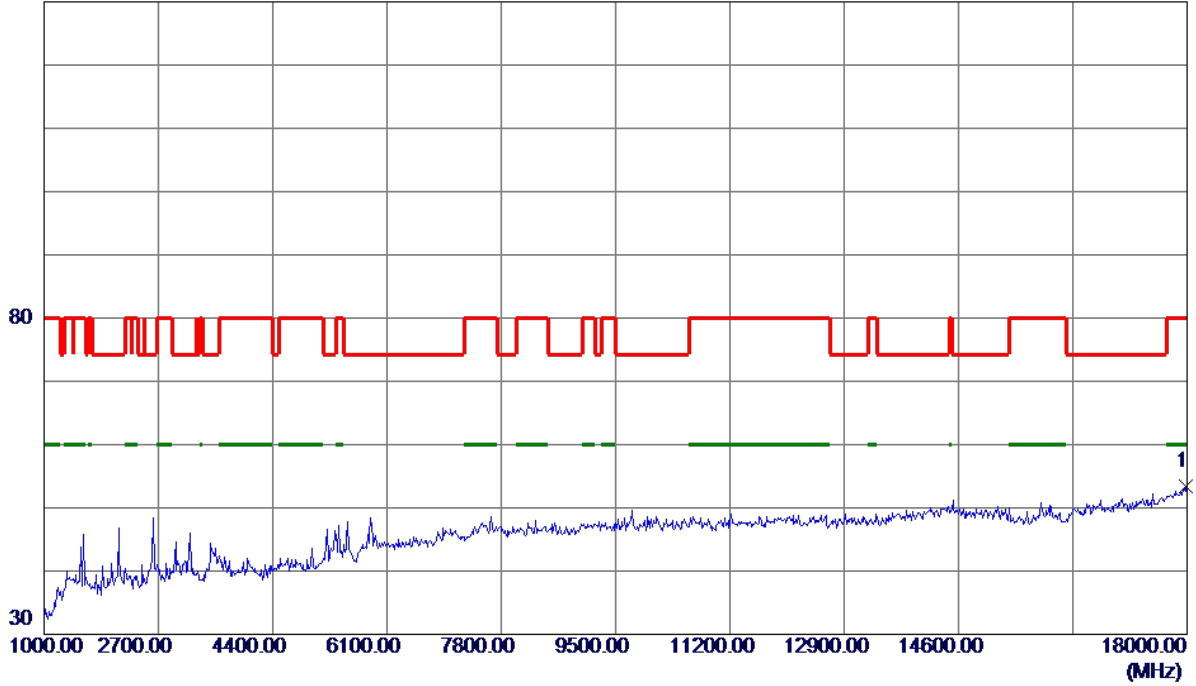


No.	Freq. MHz	Reading Level dBuV/m	Correct Factor dB	Measure ment dBuV/m	Limit dBuV/m	Margin dB	Detector	Comment
1	5460.0000	39.68	15.16	54.84	74.00	-19.16	Peak	
2	5460.0000	31.45	15.16	46.61	54.00	-7.39	AVG	
3	5470.0000	39.86	15.19	55.05	68.30	-13.25	Peak	
4 *	5566.6000	73.52	15.49	89.01	68.30	20.71	Peak	No Limit
5	5567.0000	65.86	15.49	81.35	999.00	-917.65	AVG	No Limit

Orthogonal Axis :	X
Test Mode :	UNII-2C/ TX AC80 Mode 5530MHz

**Vertical**

130 dBuV/m

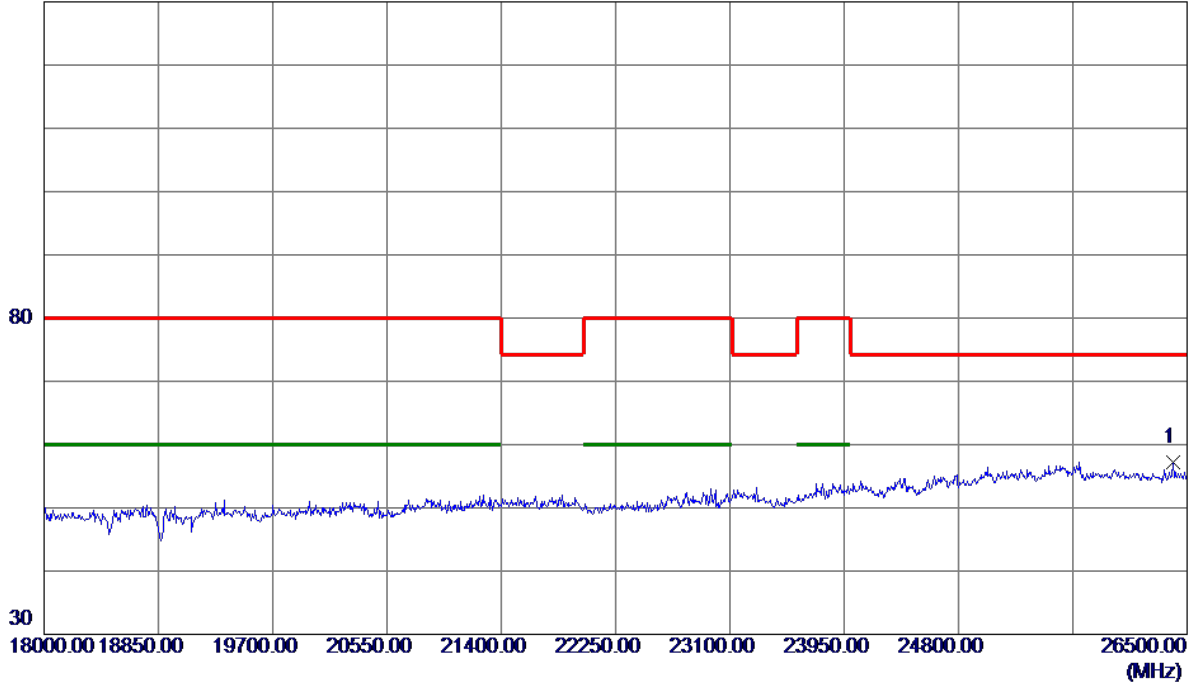


No.	Freq. MHz	Reading Level dBuV/m	Correct Factor dB	Measure ment dBuV/m	Limit dBuV/m	Margin dB	Detector	Comment
1 *	17983.0000	35.71	17.72	53.43	80.00	-26.57	Peak	

Orthogonal Axis :	X
Test Mode :	UNII-2C/ TX AC80 Mode 5530MHz

**Vertical**

130 dBuV/m



No.	Freq. MHz	Reading Level dBuV/m	Correct Factor dB	Measure ment dBuV/m	Limit dBuV/m	Margin dB	Detector	Comment
1 *	26393.7500	39.51	17.75	57.26	74.30	-17.04	Peak	

Orthogonal Axis :	X
Test Mode :	UNII-2C/ TX AC80 Mode 5530MHz

**Vertical**

130 dBuV/m

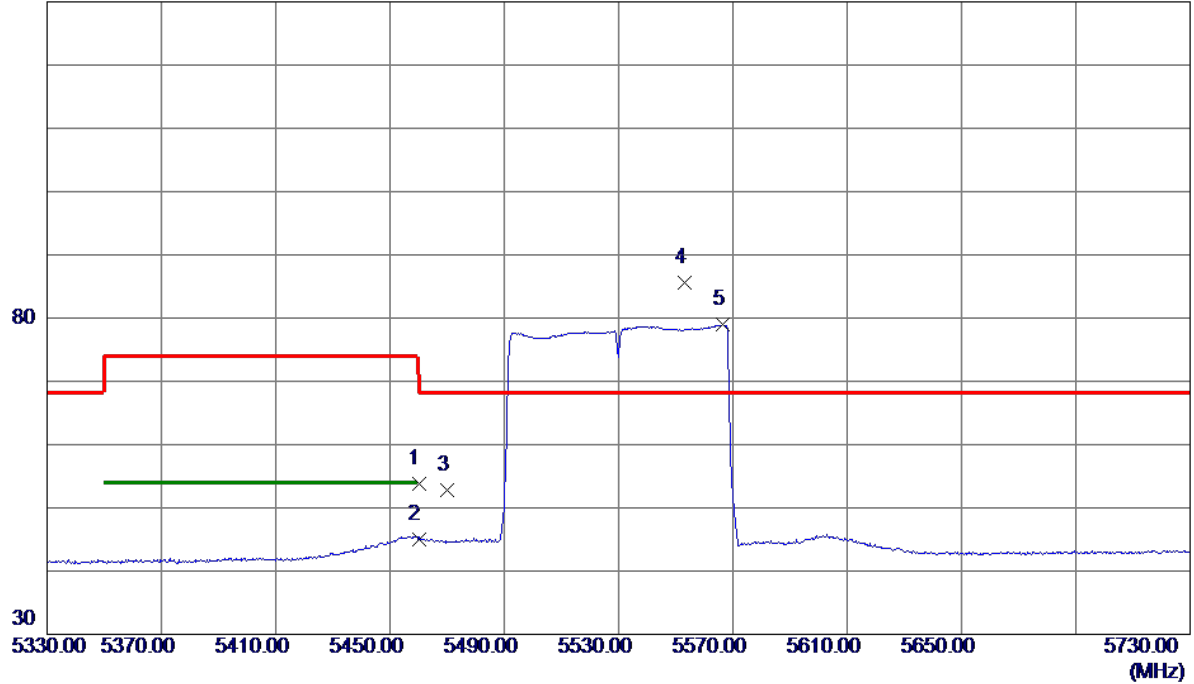


No.	Freq. MHz	Reading Level dBuV/m	Correct Factor dB	Measure ment dBuV/m	Limit dBuV/m	Margin dB	Detector	Comment
1 *	39871.7500	35.56	15.54	51.10	74.30	-23.20	Peak	

Orthogonal Axis :	X
Test Mode :	UNII-2C/ TX AC80 Mode 5530MHz

**Horizontal**

130 dBuV/m

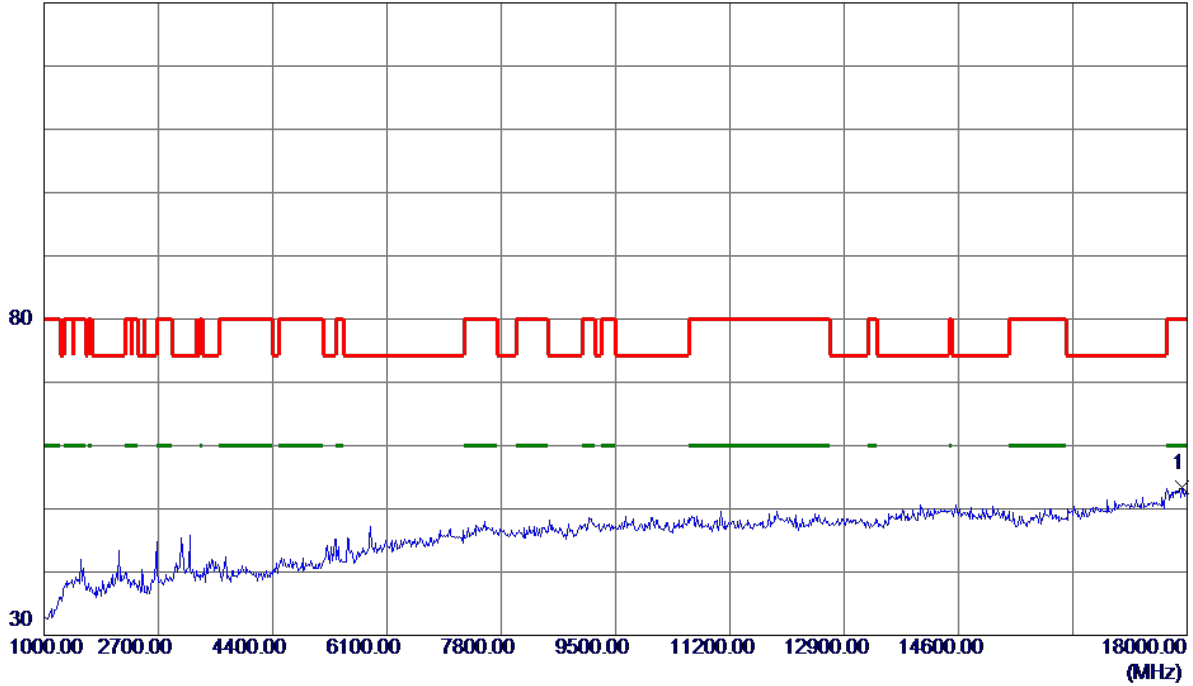


No.	Freq. MHz	Reading Level dBuV/m	Correct Factor dB	Measure ment dBuV/m	Limit dBuV/m	Margin dB	Detector	Comment
1	5460.0000	38.64	15.16	53.80	74.00	-20.20	Peak	
2	5460.0000	29.86	15.16	45.02	54.00	-8.98	AVG	
3	5470.0000	37.61	15.19	52.80	68.30	-15.50	Peak	
4 *	5553.2000	70.15	15.45	85.60	68.30	17.30	Peak	No Limit
5	5566.4000	63.42	15.49	78.91	999.00	-920.09	AVG	No Limit

Orthogonal Axis :	X
Test Mode :	UNII-2C/ TX AC80 Mode 5530MHz

**Horizontal**

130 dBuV/m



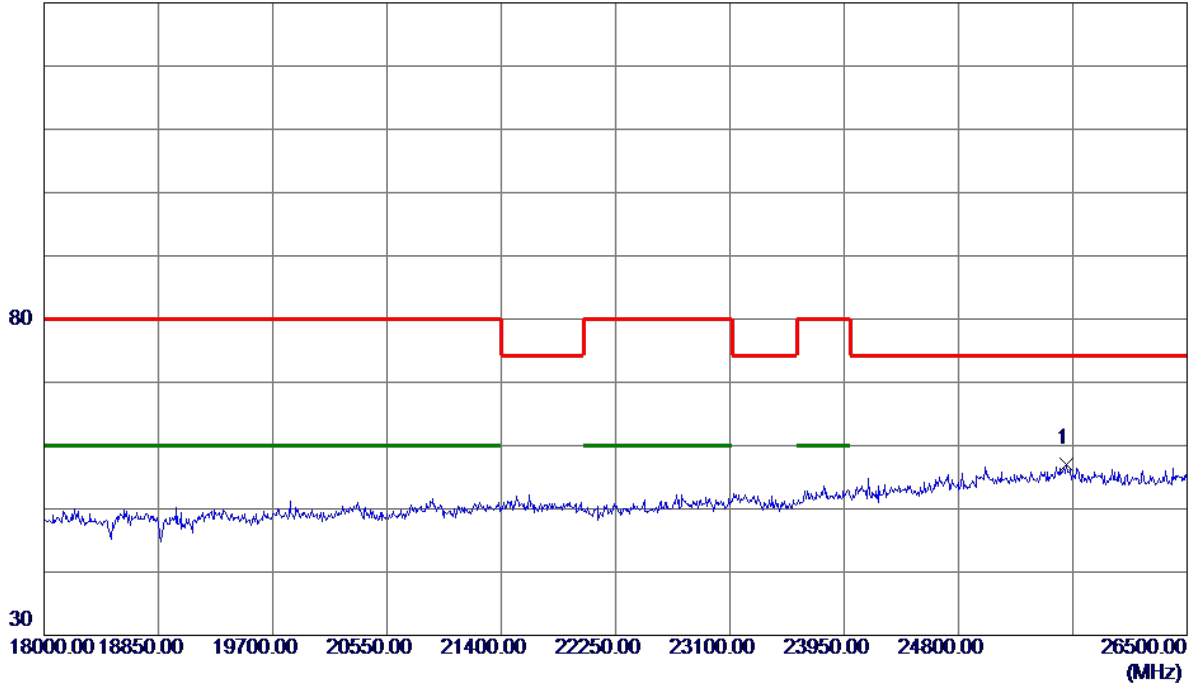
No.	Freq. MHz	Reading Level dBuV/m	Correct Factor dB	Measure ment dBuV/m	Limit dBuV/m	Margin dB	Detector	Comment
1 *	17923.5000	35.76	17.54	53.30	80.00	-26.70	Peak	



Orthogonal Axis :	X
Test Mode :	UNII-2C/ TX AC80 Mode 5530MHz

**Horizontal**

130 dBuV/m

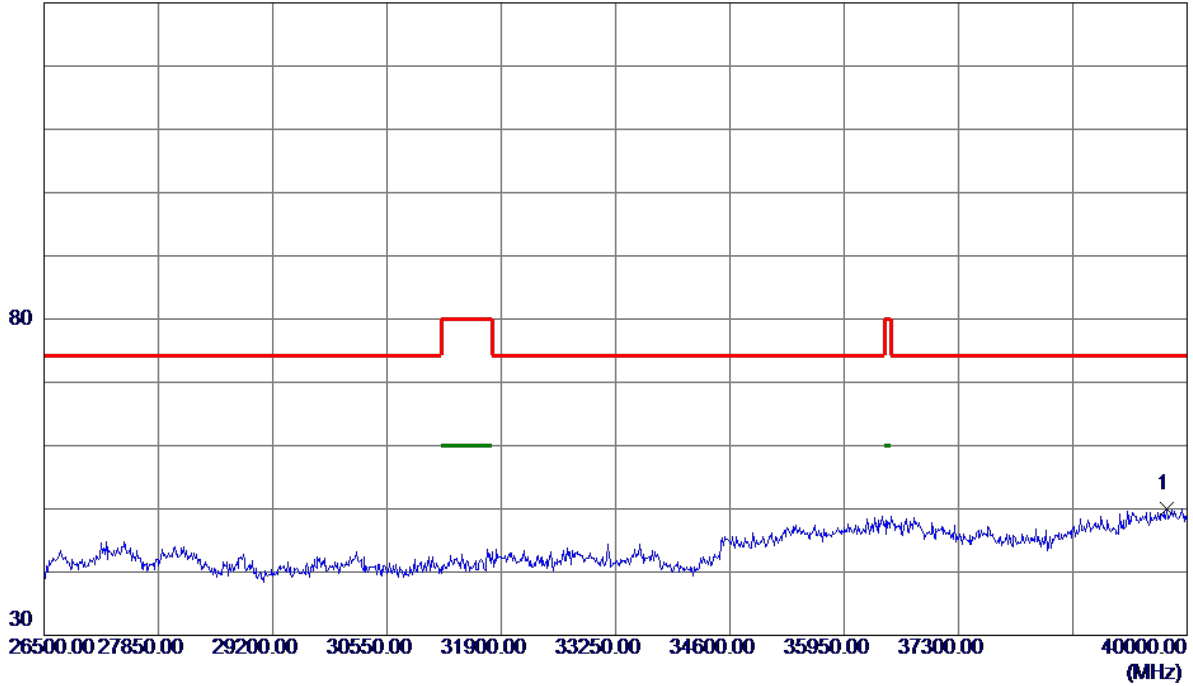


No.	Freq. MHz	Reading Level dBuV/m	Correct Factor dB	Measure ment dBuV/m	Limit dBuV/m	Margin dB	Detector	Comment
1 *	25603.2500	39.89	17.21	57.10	74.30	-17.20	Peak	

Orthogonal Axis :	X
Test Mode :	UNII-2C/ TX AC80 Mode 5530MHz

**Horizontal**

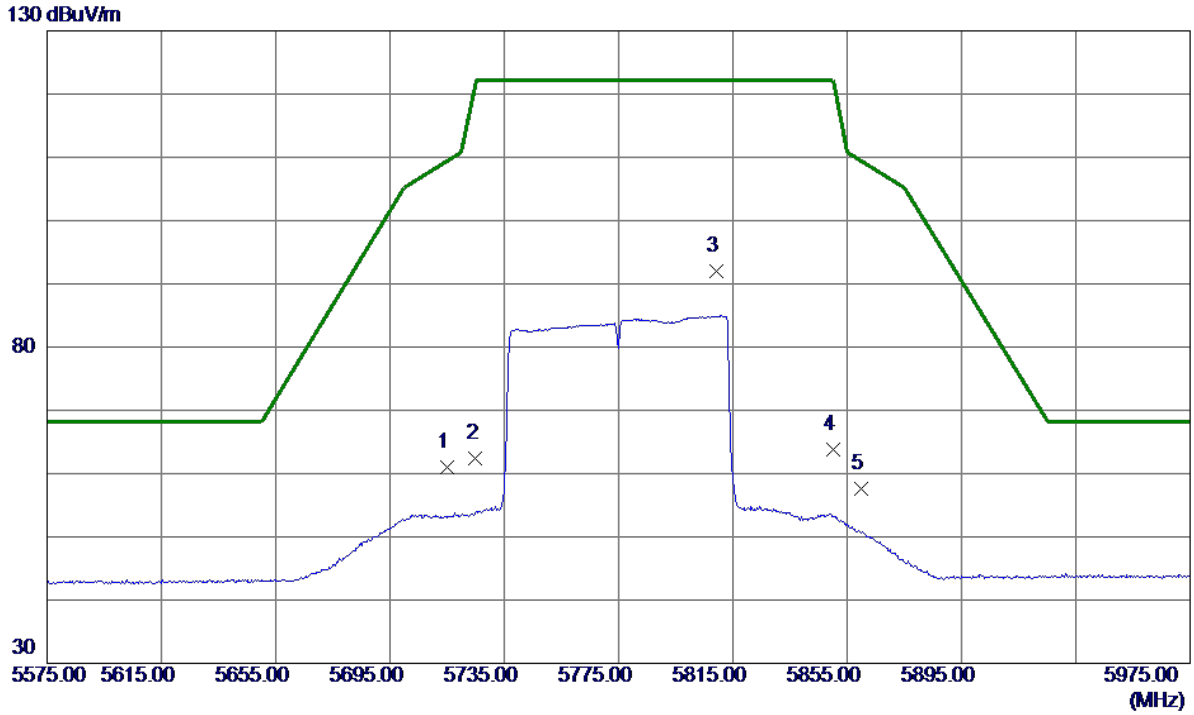
130 dBuV/m



No.	Freq. MHz	Reading Level dBuV/m	Correct Factor dB	Measure ment dBuV/m	Limit dBuV/m	Margin dB	Detector	Comment
1 *	39763.7500	34.53	15.47	50.00	74.30	-24.30	Peak	

Orthogonal Axis:	X
Test Mode:	UNII-3/TX AC80 Mode 5775MHz

**Vertical**

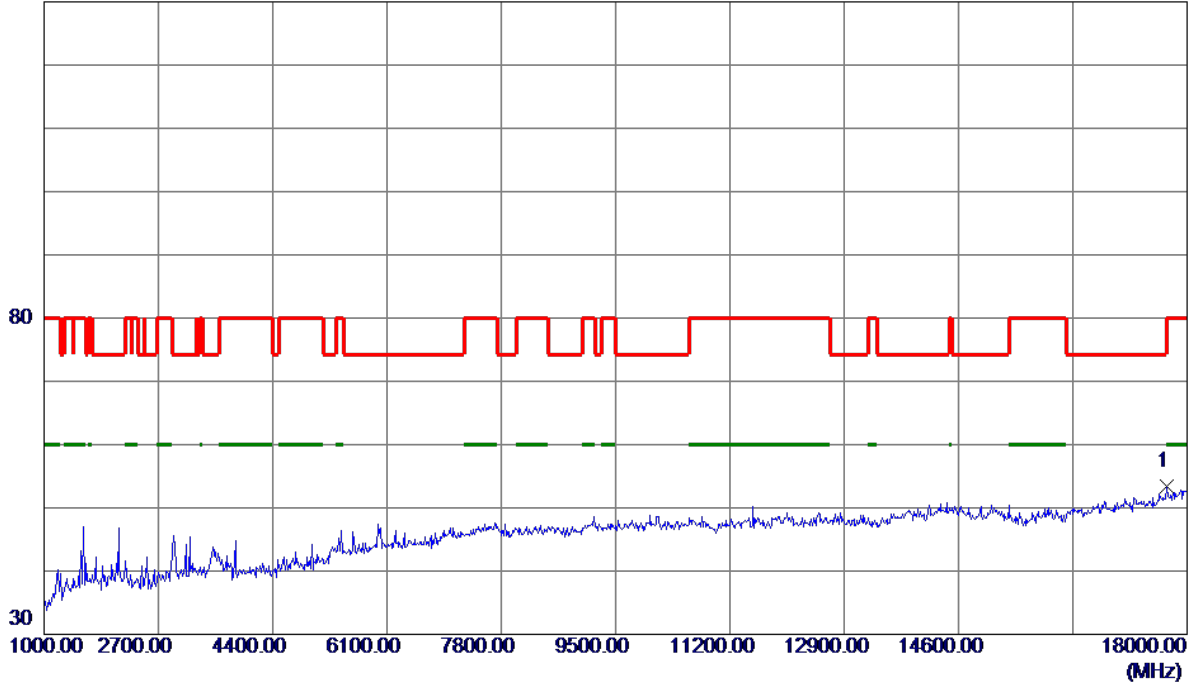


No.	Freq. MHz	Reading Level dBuV/m	Correct Factor dB	Measure ment dBuV/m	Limit dBuV/m	Margin dB	Detector	Comment
1	5715.0000	45.09	15.98	61.07	109.40	-48.33	Peak	
2	5725.0000	46.43	16.02	62.45	122.20	-59.75	Peak	
3 *	5809.4000	75.68	16.30	91.98	122.20	-30.22	Peak	No Limit
4	5850.0000	47.30	16.43	63.73	122.20	-58.47	Peak	
5	5860.0000	41.04	16.47	57.51	109.40	-51.89	Peak	

Orthogonal Axis:	X
Test Mode:	UNII-3/TX AC80 Mode 5775MHz

**Vertical**

130 dBuV/m

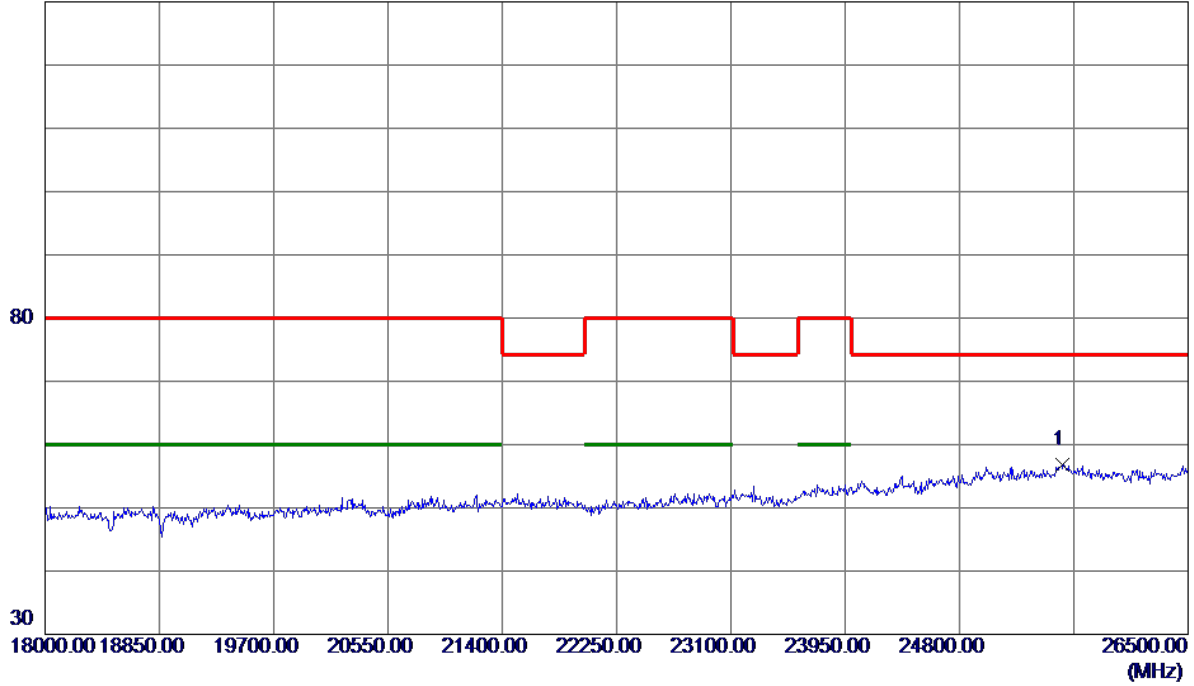


No.	Freq. MHz	Reading Level dBuV/m	Correct Factor dB	Measure ment dBuV/m	Limit dBuV/m	Margin dB	Detector	Comment
1 *	17702.5000	36.47	16.87	53.34	80.00	-26.66	Peak	

Orthogonal Axis:	X
Test Mode:	UNII-3/TX AC80 Mode 5775MHz

**Vertical**

130 dBuV/m

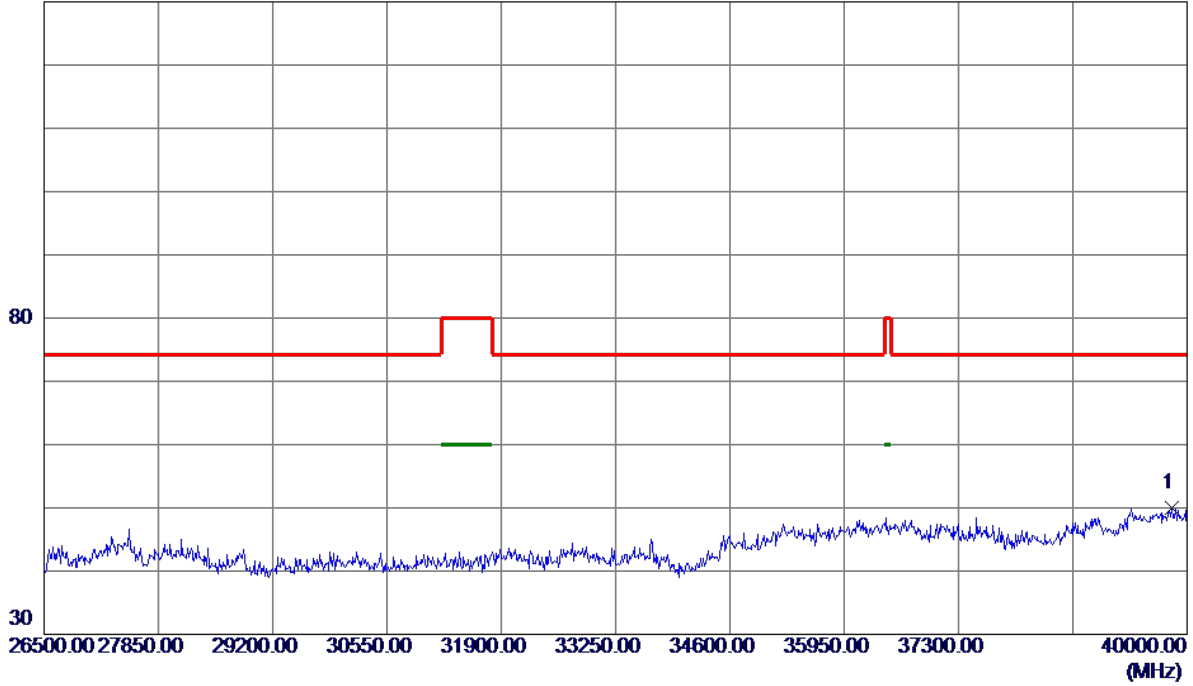


No.	Freq. MHz	Reading Level dBuV/m	Correct Factor dB	Measure ment dBuV/m	Limit dBuV/m	Margin dB	Detector	Comment
1 *	25560.7500	39.61	17.26	56.87	74.30	-17.43	Peak	

Orthogonal Axis:	X
Test Mode:	UNII-3/TX AC80 Mode 5775MHz

**Vertical**

130 dBuV/m

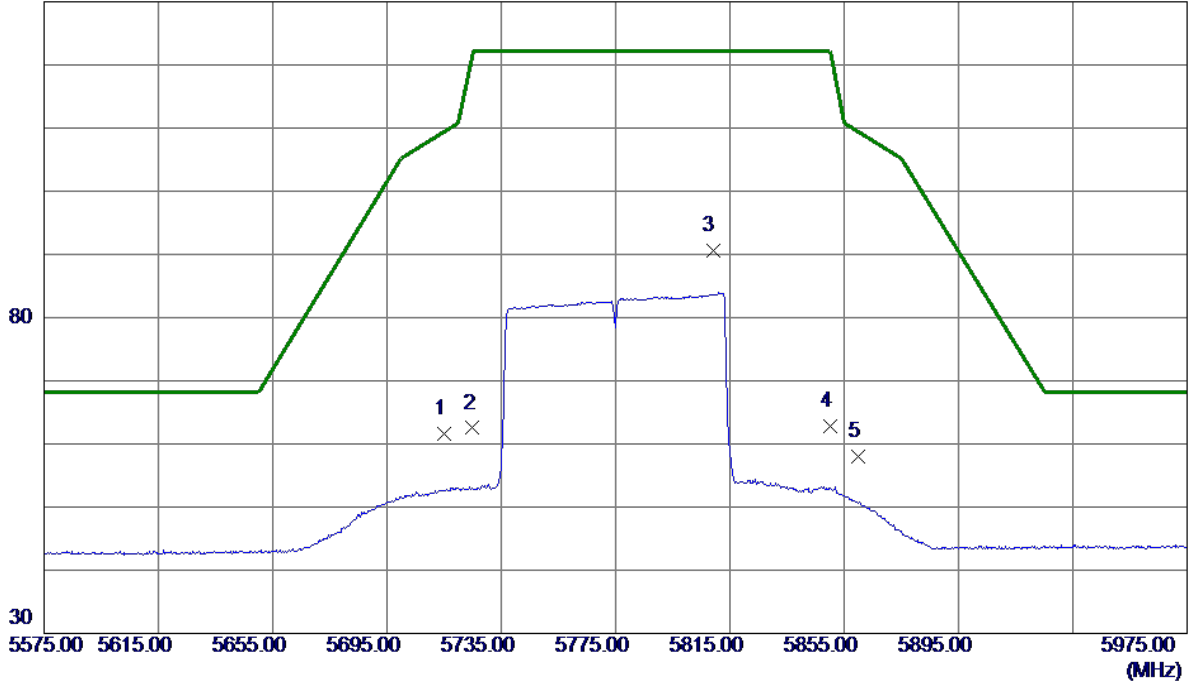


No.	Freq. MHz	Reading Level dBuV/m	Correct Factor dB	Measure ment dBuV/m	Limit dBuV/m	Margin dB	Detector	Comment
1 *	39817.7500	34.47	15.51	49.98	74.30	-24.32	Peak	

Orthogonal Axis:	X
Test Mode:	UNII-3/TX AC80 Mode 5775MHz

**Horizontal**

130 dBuV/m

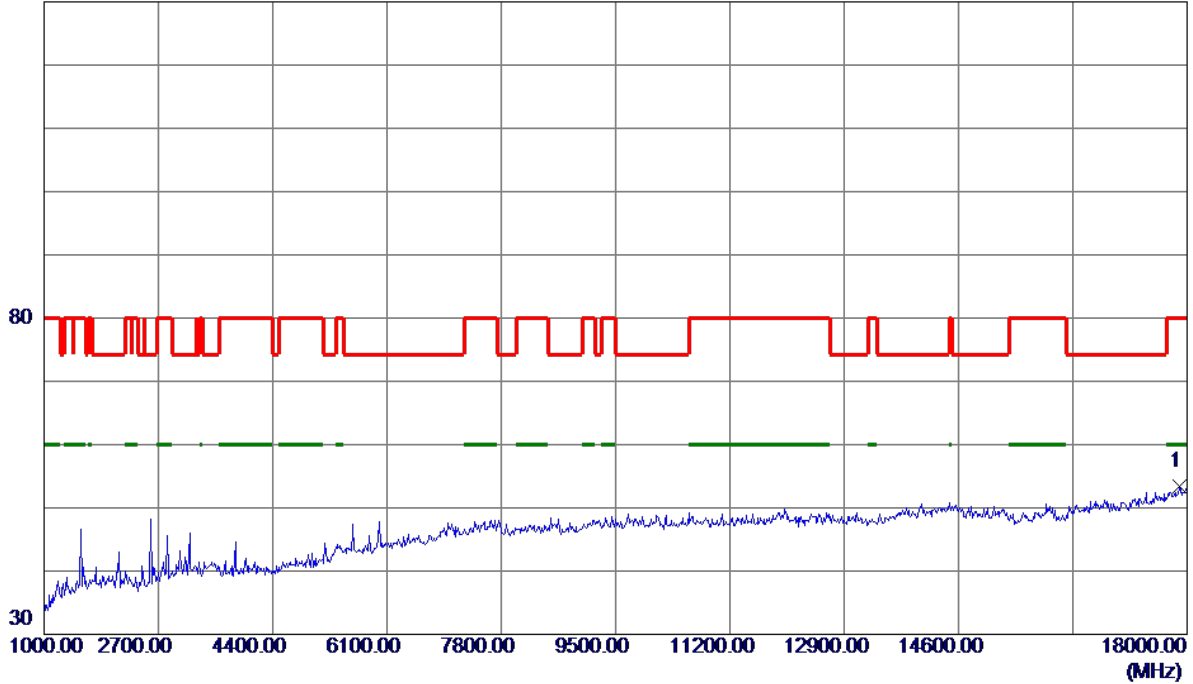


No.	Freq. MHz	Reading Level dBuV/m	Correct Factor dB	Measure ment dBuV/m	Limit dBuV/m	Margin dB	Detector	Comment
1	5715.0000	45.69	15.98	61.67	109.40	-47.73	Peak	
2	5725.0000	46.48	16.02	62.50	122.20	-59.70	Peak	
3 *	5809.0000	74.31	16.30	90.61	122.20	-31.59	Peak	No Limit
4	5850.0000	46.45	16.43	62.88	122.20	-59.32	Peak	
5	5860.0000	41.60	16.47	58.07	109.40	-51.33	Peak	

Orthogonal Axis:	X
Test Mode:	UNII-3/TX AC80 Mode 5775MHz

**Horizontal**

130 dBuV/m



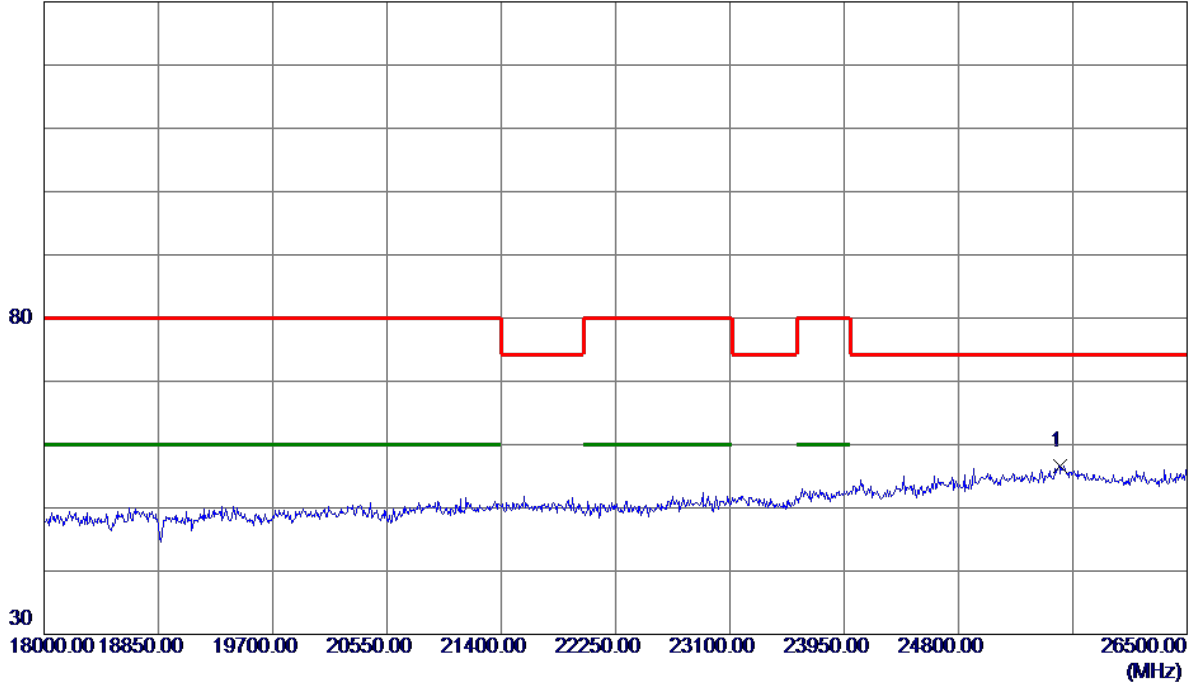
No.	Freq. MHz	Reading Level dBuV/m	Correct Factor dB	Measure ment dBuV/m	Limit dBuV/m	Margin dB	Detector	Comment
1 *	17889.5000	35.95	17.44	53.39	80.00	-26.61	Peak	



Orthogonal Axis:	X
Test Mode:	UNII-3/TX AC80 Mode 5775MHz

**Horizontal**

130 dBuV/m



No.	Freq. MHz	Reading Level dBuV/m	Correct Factor dB	Measure ment dBuV/m	Limit dBuV/m	Margin dB	Detector	Comment
1 *	25552.2500	39.32	17.27	56.59	74.30	-17.71	Peak	

Orthogonal Axis:	X
Test Mode:	UNII-3/TX AC80 Mode 5775MHz

**Horizontal**

130 dBuV/m



No.	Freq. MHz	Reading Level dBuV/m	Correct Factor dB	Measure ment dBuV/m	Limit dBuV/m	Margin dB	Detector	Comment
1 *	39655.7500	35.31	15.41	50.72	74.30	-23.58	Peak	

## APPENDIX D - BANDWIDTH

**Test Mode: N/A**

Note: According to customers's requirement, this test item wasn't performed.

## APPENDIX E - MAXIMUM AVG OUTPUT POWER

Test Mode: UNII-1/TX A Mode				
Average Output Power ( dBm )				
Frequency (MHz)		5180	5200	5240
Channel		CH36	CH40	CH48
Bit Rate of Transmitter	6 Mbps	5.08	5.19	4.62
	9 Mbps	5.09	5.29	4.64
	12 Mbps	5.13	5.27	4.65
	18 Mbps	4.98	5.27	4.64
	24 Mbps	5.04	5.19	4.69
	36 Mbps	5.10	5.30	4.56
	48 Mbps	5.14	5.34	4.67
	54 Mbps	4.88	5.20	4.23
Max AVG Power		5.34		
Limits		24		
Result		Pass		

Test Mode: UNII-1/TX N20 Mode				
Average Output Power ( dBm )				
Frequency (MHz)		5180	5200	5240
Channel		CH36	CH40	CH48
Bit Rate of Transmitter	MCS0	5.03	5.42	4.72
	MCS1	4.80	5.29	4.40
	MCS2	4.82	5.10	4.40
	MCS3	4.76	5.04	4.38
	MCS4	4.84	5.02	4.42
	MCS5	4.86	5.04	4.39
	MCS6	4.72	5.06	4.46
	MCS7	4.86	4.96	4.47
Max AVG Power		5.42		
Limits		24		
Result		Pass		

Test Mode: UNII-1/TX N40 Mode			
Average Output Power ( dBm )			
Frequency (MHz)	5190	5230	
Channel	CH38	CH46	
Bit Rate of Transmitter	MCS0	4.95	3.96
	MCS1	4.91	4.00
	MCS2	4.68	4.01
	MCS3	4.51	4.06
	MCS4	4.65	4.04
	MCS5	4.90	3.95
	MCS6	4.90	4.00
	MCS7	4.79	4.00
Max AVG Power	4.95		
Limits	24		
Result	Pass		

Test Mode: UNII-2A /TX A Mode				
Average Output Power ( dBm )				
Frequency (MHz)		5260	5280	5320
Channel		CH52	CH56	CH64
Bit Rate of Transmitter	6 Mbps	4.65	4.60	5.25
	9 Mbps	4.60	4.52	5.26
	12 Mbps	4.65	4.62	5.34
	18 Mbps	4.69	4.57	5.33
	24 Mbps	4.64	4.64	5.25
	36 Mbps	4.71	4.17	4.90
	48 Mbps	4.70	4.62	4.89
	54 Mbps	4.72	4.19	4.92
Max AVG Power			5.34	
Limits			22.70	
Result			Pass	

Test Mode: UNII-2A /TX N20 Mode				
Average Output Power ( dBm )				
Frequency (MHz)		5260	5280	5320
Channel		CH52	CH56	CH64
Bit Rate of Transmitter	MCS0	4.74	4.23	5.38
	MCS1	4.81	4.32	5.07
	MCS2	4.86	4.41	5.08
	MCS3	4.79	4.36	5.13
	MCS4	4.54	4.38	5.14
	MCS5	4.46	4.45	5.09
	MCS6	4.38	4.38	5.16
	MCS7	4.41	4.42	5.10
Max AVG Power			5.38	
Limits			22.70	
Result			Pass	

Test Mode: UNII-2A /TX N40 Mode			
Average Output Power ( dBm )			
Frequency (MHz)	5270	5310	
Channel	CH54	CH62	
Bit Rate of Transmitter	MCS0	4.24	4.28
	MCS1	4.22	3.90
	MCS2	3.87	4.23
	MCS3	3.87	3.96
	MCS4	3.80	3.91
	MCS5	3.86	4.13
	MCS6	3.81	3.93
	MCS7	3.87	4.20
Max AVG Power	4.28		
Limits	22.70		
Result	Pass		



Test Mode: UNII-2C /TX A Mode				
Average Output Power ( dBm )				
Frequency (MHz)		5500	5580	5700
Channel		CH100	CH116	CH140
Bit Rate of Transmitter	6 Mbps	4.70	4.75	5.58
	9 Mbps	4.64	4.68	5.58
	12 Mbps	4.79	4.78	5.68
	18 Mbps	4.72	4.74	5.67
	24 Mbps	4.86	4.86	5.75
	36 Mbps	4.70	4.73	5.34
	48 Mbps	4.77	4.82	5.24
	54 Mbps	4.75	4.79	5.30
Max AVG Power		5.75		
Limits		24		
Result		Pass		

Test Mode: UNII-2C /TX N20 Mode				
Average Output Power ( dBm )				
Frequency (MHz)		5500	5580	5700
Channel		CH100	CH116	CH140
Bit Rate of Transmitter	MCS0	4.80	4.93	5.42
	MCS1	4.92	5.01	5.35
	MCS2	4.45	4.99	5.51
	MCS3	4.78	4.71	5.55
	MCS4	4.93	4.80	5.52
	MCS5	4.68	4.61	5.47
	MCS6	4.73	4.58	5.49
	MCS7	4.89	4.65	5.54
Max AVG Power		5.55		
Limits		24		
Result		Pass		

Test Mode: UNII-2C /TX N40 Mode				
Average Output Power ( dBm )				
Frequency (MHz)		5510	5550	5670
Channel		CH102	CH110	CH134
Bit Rate of Transmitter	MCS0	3.76	4.62	5.54
	MCS1	3.87	4.17	5.52
	MCS2	3.92	4.20	5.57
	MCS3	3.97	4.15	5.63
	MCS4	3.81	4.23	5.52
	MCS5	3.52	4.55	5.56
	MCS6	3.87	4.54	5.55
	MCS7	3.88	4.16	5.62
Max AVG Power		5.63		
Limits		24		
Result		Pass		

Test Mode: UNII-3 /TX A Mode				
Average Output Power ( dBm )				
Frequency (MHz)	5745	5785	5825	
Channel	CH149	CH157	CH165	
Bit Rate of Transmitter	6 Mbps	6.37	6.09	6.69
	9 Mbps	6.75	5.73	6.32
	12 Mbps	6.59	5.72	6.36
	18 Mbps	6.27	5.63	6.33
	24 Mbps	6.25	5.81	6.40
	36 Mbps	6.31	5.73	6.43
	48 Mbps	6.28	5.85	6.38
	54 Mbps	6.28	5.69	6.43
Max AVG Power		6.75		
Limits		30		
Result		Pass		

Test Mode: UNII-3 /TX N20 Mode				
Average Output Power ( dBm )				
Frequency (MHz)	5745	5785	5825	
Channel	CH149	CH157	CH165	
Bit Rate of Transmitter	MCS0	6.39	5.79	6.51
	MCS1	6.50	5.88	6.52
	MCS2	6.58	5.94	6.31
	MCS3	6.54	5.98	6.66
	MCS4	6.54	5.69	6.67
	MCS5	6.55	5.63	6.24
	MCS6	6.49	5.53	6.15
	MCS7	6.60	5.94	6.52
Max AVG Power		6.67		
Limits		30		
Result		Pass		

Test Mode: UNII-3 /TX N40 Mode			
Average Output Power ( dBm )			
Frequency (MHz)	5755	5795	
Channel	CH151	CH159	
Bit Rate of Transmitter	MCS0	5.88	5.91
	MCS1	5.92	5.96
	MCS2	5.96	5.98
	MCS3	5.91	5.94
	MCS4	5.90	5.98
	MCS5	5.88	5.95
	MCS6	5.94	5.95
	MCS7	5.89	5.87
Max AVG Power	5.98		
Limits	30		
Result	Pass		

Test Mode: UNII-1/TX AC20 Mode				
Average Output Power ( dBm )				
Frequency (MHz)		5180	5200	5240
Channel		CH36	CH40	CH48
Bit Rate of Transmitter	MCS0	0.81	1.16	0.05
	MCS1	0.54	0.86	0.23
	MCS2	0.72	0.97	0.21
	MCS3	0.76	0.91	0.24
	MCS4	0.68	0.90	0.29
	MCS5	0.74	0.91	0.33
	MCS6	0.72	0.92	0.15
	MCS7	0.76	0.96	0.28
	MCS8	0.65	0.90	0.27
	MCS9	0.63	0.84	0.26
Max AVG Power		1.16		
Limits		24		
Result		Pass		

Test Mode: UNII-1/TX AC40 Mode			
Average Output Power ( dBm )			
Frequency (MHz)		5190	5230
Channel		CH38	CH46
Bit Rate of Transmitter	MCS0	0.72	-0.13
	MCS1	0.70	-0.19
	MCS2	0.54	-0.25
	MCS3	0.74	-0.23
	MCS4	0.59	-0.20
	MCS5	0.30	0.16
	MCS6	0.61	0.10
	MCS7	0.44	-0.31
	MCS8	0.34	-0.26
	MCS9	0.40	-0.09
Max AVG Power		0.74	
Limits		24	
Result		Pass	

Test Mode: UNII-1/TX AC80 Mode		
Average Output Power ( dBm )		
Frequency (MHz)	5210	
Channel	CH42	
Bit Rate of Transmitter	MCS0	0.08
	MCS1	0.27
	MCS2	0.25
	MCS3	0.26
	MCS4	0.03
	MCS5	0.11
	MCS6	-0.04
	MCS7	0.29
	MCS8	0.01
	MCS9	0.27
Max AVG Power	0.29	
Limits	24	
Result	Pass	

Test Mode: UNII-2A /TX AC20 Mode				
Average Output Power ( dBm )				
Frequency (MHz)		5260	5280	5320
Channel		CH52	CH56	CH64
Bit Rate of Transmitter	MCS0	0.60	0.50	1.16
	MCS1	0.69	0.11	0.85
	MCS2	0.48	0.20	0.81
	MCS3	0.61	0.27	0.87
	MCS4	0.20	0.20	0.89
	MCS5	0.43	0.25	0.90
	MCS6	0.61	0.17	0.82
	MCS7	0.48	0.12	0.93
	MCS8	0.42	0.26	0.85
	MCS9	0.46	0.18	0.85
Max AVG Power			1.16	
Limits			22.70	
Result			Pass	

Test Mode: UNII-2A /TX AC40 Mode			
Average Output Power ( dBm )			
Frequency (MHz)		5270	5310
Channel		CH54	CH62
Bit Rate of Transmitter	MCS0	0.05	0.07
	MCS1	-0.14	0.06
	MCS2	0.00	0.03
	MCS3	-0.15	-0.38
	MCS4	-0.45	-0.38
	MCS5	-0.04	0.05
	MCS6	-0.04	-0.26
	MCS7	-0.09	-0.38
	MCS8	-0.49	-0.02
	MCS9	-0.41	-0.03
Max AVG Power		0.07	
Limits		22.70	
Result		Pass	

Test Mode: UNII-2A /TX AC80 Mode		
Average Output Power ( dBm )		
Frequency (MHz)	5290	
Channel	CH58	
Bit Rate of Transmitter	MCS0	-0.22
	MCS1	-0.25
	MCS2	-0.30
	MCS3	0.01
	MCS4	-0.43
	MCS5	-0.54
	MCS6	-0.21
	MCS7	-0.21
	MCS8	-0.34
	MCS9	-0.34
Max AVG Power	0.01	
Limits	22.70	
Result	Pass	



Test Mode: UNII-2C /TX AC20 Mode				
Average Output Power ( dBm )				
Frequency (MHz)		5500	5580	5700
Channel		CH100	CH116	CH140
Bit Rate of Transmitter	MCS0	0.72	0.96	1.39
	MCS1	0.78	1.07	1.53
	MCS2	0.83	0.66	1.54
	MCS3	0.79	1.10	1.62
	MCS4	0.42	1.10	1.60
	MCS5	0.74	0.67	1.51
	MCS6	0.71	0.69	1.53
	MCS7	0.77	0.74	1.56
	MCS8	0.54	0.92	1.52
	MCS9	0.70	0.85	1.49
Max AVG Power		1.62		
Limits		24		
Result		Pass		

Test Mode: UNII-2C /TX AC40 Mode				
Average Output Power ( dBm )				
Frequency (MHz)		5510	5550	5670
Channel		CH102	CH110	CH134
Bit Rate of Transmitter	MCS0	-0.10	0.56	1.63
	MCS1	-0.12	0.39	1.70
	MCS2	-0.28	0.62	1.65
	MCS3	-0.21	0.18	1.24
	MCS4	-0.21	0.44	1.23
	MCS5	-0.24	0.19	1.19
	MCS6	-0.13	-0.12	1.63
	MCS7	-0.60	0.18	1.11
	MCS8	-0.53	0.53	1.62
	MCS9	-0.37	0.44	1.59
Max AVG Power		1.70		
Limits		24		
Result		Pass		

Test Mode: UNII-2C /TX AC80 Mode		
Average Output Power ( dBm )		
Frequency (MHz)	5530	
Channel	CH106	
Bit Rate of Transmitter	MCS0	0.71
	MCS1	0.53
	MCS2	0.45
	MCS3	0.44
	MCS4	0.36
	MCS5	0.30
	MCS6	0.22
	MCS7	0.28
	MCS8	0.19
	MCS9	0.17
Max AVG Power	0.71	
Limits	24	
Result	Pass	

Test Mode: UNII-3 /TX AC20 Mode				
Average Output Power ( dBm )				
Frequency (MHz)		5745	5785	5825
Channel		CH149	CH157	CH165
Bit Rate of Transmitter	MCS0	2.84	1.77	2.42
	MCS1	2.47	1.82	2.54
	MCS2	2.53	1.86	2.60
	MCS3	2.53	1.88	2.62
	MCS4	2.59	1.93	2.64
	MCS5	2.55	1.97	2.59
	MCS6	2.54	1.44	2.65
	MCS7	2.50	1.89	2.61
	MCS8	2.48	1.91	2.48
	MCS9	2.56	1.86	2.60
Max AVG Power		2.84		
Limits		30		
Result		Pass		

Test Mode: UNII-3 /TX AC40 Mode			
Average Output Power ( dBm )			
Frequency (MHz)		5755	5795
Channel		CH151	CH159
Bit Rate of Transmitter	MCS0	1.96	1.99
	MCS1	1.97	2.01
	MCS2	2.08	2.02
	MCS3	1.87	2.01
	MCS4	2.01	1.98
	MCS5	1.57	1.99
	MCS6	1.99	2.03
	MCS7	1.91	2.00
	MCS8	1.51	1.98
	MCS9	1.95	1.94
Max AVG Power		2.08	
Limits		30	
Result		Pass	

Test Mode: UNII-3 /TX AC80 Mode		
Average Output Power ( dBm )		
Frequency (MHz)	5775	
Channel	CH155	
Bit Rate of Transmitter	MCS0	2.56
	MCS1	2.39
	MCS2	2.40
	MCS3	2.31
	MCS4	2.27
	MCS5	2.17
	MCS6	2.08
	MCS7	2.11
	MCS8	2.10
	MCS9	2.50
Max AVG Power	2.56	
Limits	30	
Result	Pass	

## APPENDIX F - POWER SPECTRAL DENSITY

**Test Mode: N/A**

Note: According to customers's requirement, this test item wasn't performed.

## APPENDIX G - FREQUENCY STABILITY

**Test Mode: N/A**

Note: According to customers's requirement, this test item wasn't performed.

**-----END OF TEST REPORT-----**