

Annex D

1-9154/19-01-01_AnnexD

[Setup photos of the Equipment Under Test](#)

This addendum is electronically signed and valid without handwritten signature.
For verification of the electronic signatures, the public keys can be requested at the testing laboratory.

Document authorized:

David Lang
Lab Manager
Radio Communications & EMC

Photos



Photo 1 - RSE setup (>1GHz)



Photo 2 - RSE setup (>1GHz)




Photo 3 - RSE setup (>1GHz)



Photo 4 - RSE setup (>1GHz)



Photo 5 - RSE setup (>1GHz)




Photo 6 - antenna gain measurement setup




Photo 7 - antenna gain measurement setup




Photo 8 - antenna gain measurement setup



Photo 9 - DFS setup




Photo 10 - RSE setup (30MHz to 1GHz)




Photo 11 - RSE setup (30MHz to 1GHz)

Document history

Version	Applied changes	Date of release
	initial release	2019-12-05

- END OF DOCUMENT -
