

Measurement Results

1-9154/19-01-07_log3_conducted

[Test logging](#)

This addendum is electronically signed and valid without handwritten signature.
For verification of the electronic signatures, the public keys can be requested at the testing laboratory.

Document authorized:

David Lang
Lab Manager
Radio Communications & EMC

Table of Content

IUT Summary	3
1. FCC Part 15.407 Max Output Power and PSD ~ WLAN5Gx n-HT40 mode U-NII-1	4
2. FCC Part 15.407 Max Output Power and PSD ~ WLAN5Gx n-HT40 mode U-NII-1	7
3. FCC Part 15.407 Max Output Power and PSD ~ WLAN5Gx n-HT40 mode U-NII-2A	10
4. FCC Part 15.407 Max Output Power and PSD ~ WLAN5Gx n-HT40 mode U-NII-2A	13
5. FCC Part 15.407 Max Output Power and PSD ~ WLAN5Gx n-HT40 mode U-NII-2C	16
6. FCC Part 15.407 Max Output Power and PSD ~ WLAN5Gx n-HT40 mode U-NII-2C	19
7. FCC Part 15.407 Max Output Power and PSD ~ WLAN5Gx n-HT40 mode U-NII-2C	22
8. FCC Part 15.407 Max Output Power and PSD ~ WLAN5Gx n-HT40 mode U-NII-3	25
9. FCC Part 15.407 Max Output Power and PSD ~ WLAN5Gx n-HT40 mode U-NII-3	29
10. ISED Max Output Power and PSD ~ WLAN5Gx n-HT40 mode U-NII-1	33
11. ISED Max Output Power and PSD ~ WLAN5Gx n-HT40 mode U-NII-1	36
12. ISED Max Output Power and PSD ~ WLAN5Gx n-HT40 mode U-NII-2A	39
13. ISED Max Output Power and PSD ~ WLAN5Gx n-HT40 mode U-NII-2A	42
14. ISED Max Output Power and PSD ~ WLAN5Gx n-HT40 mode U-NII-2C	45
15. ISED Max Output Power and PSD ~ WLAN5Gx n-HT40 mode U-NII-2C	48
16. ISED Max Output Power and PSD ~ WLAN5Gx n-HT40 mode U-NII-2C	51
17. ISED Max Output Power and PSD ~ WLAN5Gx n-HT40 mode U-NII-3	54
18. ISED Max Output Power and PSD ~ WLAN5Gx n-HT40 mode U-NII-3	58
19. FCC Part 15.407 & ISED Bandwidths ~ WLAN5Gx n-HT40 mode U-NII-1	62
20. FCC Part 15.407 & ISED Bandwidths ~ WLAN5Gx n-HT40 mode U-NII-1	65
21. FCC Part 15.407 & ISED Bandwidths ~ WLAN5Gx n-HT40 mode U-NII-2A	68
22. FCC Part 15.407 & ISED Bandwidths ~ WLAN5Gx n-HT40 mode U-NII-2A	71
23. FCC Part 15.407 & ISED Bandwidths ~ WLAN5Gx n-HT40 mode U-NII-2C	74
24. FCC Part 15.407 & ISED Bandwidths ~ WLAN5Gx n-HT40 mode U-NII-2C	77
25. FCC Part 15.407 & ISED Bandwidths ~ WLAN5Gx n-HT40 mode U-NII-2C	80
26. FCC Part 15.407 & ISED Bandwidths ~ WLAN5Gx n-HT40 mode U-NII-3	83
27. FCC Part 15.407 & ISED Bandwidths ~ WLAN5Gx n-HT40 mode U-NII-3	86
28. FCC Part 15.407 & ISED Minimum Emission BW ~ WLAN5Gx n-HT40 mode U-NII-3	89
29. FCC Part 15.407 & ISED Minimum Emission BW ~ WLAN5Gx n-HT40 mode U-NII-3	91

IUT Summary

IUT DEFINITION & Common settings	
Manufacturer	Bosch
Type	AIVIH61L2
Serial No. Setup No.	Conducted unit #1 (all bandwidth measurements): 2656329 2591A9FV0C A 283C33692E 001 001 42K Conducted unit #2 (all other measurements): 2656321 2591A9FV0C A 283C33692E 001 001 40K
SW Version HW Version	NI NI
Comment 1 2	
Tlow Tmid Thigh [°C]	-30 20 70
Vlow Vmid Vhigh [V] @Imax [A]	12.15 13.5 14.85 @1
Auto Control enabled Power Supply Climatic Box	No No
Antenna Gain [dBi]	0
Additional Path Loss [dB]	0
IUT Common Settings WLAN5Gx	
Number of Antenna Ports	1
User Interaction	No

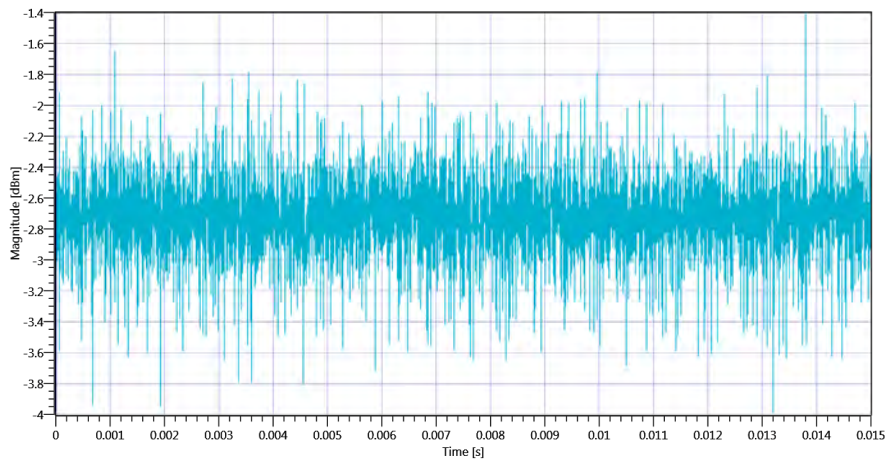
1. FCC Part 15.407 Max Output Power and PSD ~ WLAN5Gx n-HT40 mode U-NII-1

Test References	
TC Start	28.11.2019 11:42:16
System Version	1.0.0.24
Test Specification	FCC Part 15.407
Test Method	KDB789033 D02, F., E.2.e.
Class / TC Version / TC ID	TC_VM_FCC15407_Max_Output_Power_and_PSD_V01 Version: 0.0.1 TCID_FCC15407_3
My Description	FCC 15.407 Max Output Power & PSD - WLAN5Gx n-HT40 mode U-NII-1
Add. Information	

Test Parameter	
Technology to test	WLAN5Gx n-HT40 mode U-NII-1
Antenna Port used	1
Temperature	mid
Voltage	mid
Frequency low to test	True Freq [MHz] 5190
Frequency mid to test	False Freq [MHz] 0
Frequency high to test	False Freq [MHz] 5230
Switched Path	IUT - SignalingUnit - SpectrumAnalyzer
Devices in use	SA: Rohde&Schwarz,FSV-40,1307.9002K40/101042,3.60

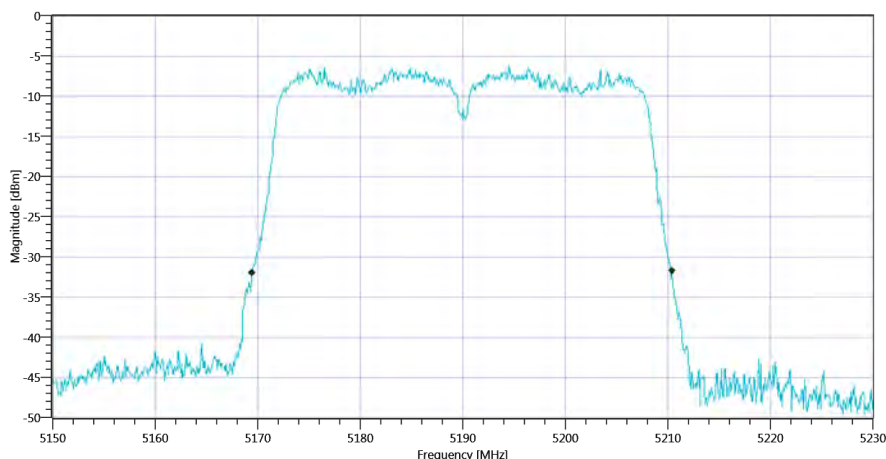
Test at TX 5190 MHz

RESULT: Duty Cycle evaluation					
Test Description	Lower Limit	Upper Limit	Measured	Unit	Verdict
No enough Bursts detected, Duty Cycle Burst Ratio set to 1					
Duty Cycle (Burst Ratio) max	---	---	1	---	Information
Duty Cycle max	---	---	0	dB	Information
Duty Cycle (Burst Ratio) min	---	---	1	---	Information
Duty Cycle min	---	---	0	dB	Information



Plot_FCC Part 15.407 Max Output Power and PSD ~ WLAN5Gx n-HT40 mode U-NII-1 5190 MHz - Duty Cycle_28112019_114229.png

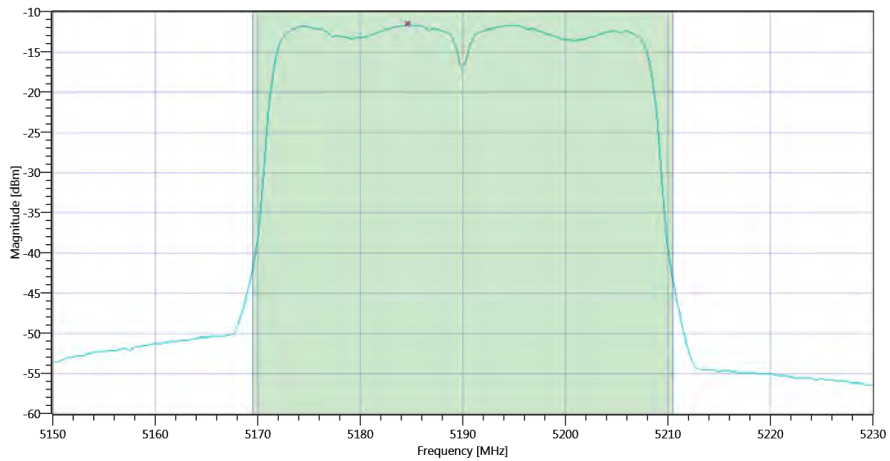
RESULT: TC_VM_FCC15407_Max_Output_Power_and_PSD_V01					
Test Description	Lower Limit	Upper Limit	Measured	Unit	Verdict
Bandwidth 26dB	---	---	40.96	MHz	Information
T1 26dB	---	---	5169.4400	MHz	Information
T2 26dB	---	---	5210.4000	MHz	Information



Plot_FCC Part 15.407 Max Output Power and PSD ~ WLAN5Gx n-HT40 mode U-NII-1 BW_28112019_114241.png

READ SA SETTINGS:	
RefLevel [dBm] RefLevelOffset [dB] InpAtt [dB]	8.04 14.28 10
Start [MHz] Stop [MHz]	5150.000 5230.000
RBW [MHz] VBW [MHz]	1.000000 3.000000
Detector TraceMode	RMS MAXH
Sweep: Time [ms] Count Points per Section Type	8000 1 160 SWE

RESULT: TC_VM_FCC15407_Max_Output_Power_and_PSD_V01					
Test Description	Lower Limit	Upper Limit	Measured	Unit	Verdict
Max Output Power	---	---	2.74	dBm	Information
Duty Cycle Correction	---	---	0	dB	Information
Limit absolute					
Max Output Power DC corrected	---	24	2.74	dBm	PASS
Limit by: 11 dBm + 10 log Bandwidth					
Max Output Power DC corrected	---	27.12	2.74	dBm	PASS



Plot_FCC Part 15.407 Max Output Power and PSD ~ WLAN5Gx n-HT40 mode U-NII-1 Max OP and PSD_28112019_114254.png

RESULT: TC_VM_FCC15407_Max_Output_Power_and_PSD_V01					
Test Description	Lower Limit	Upper Limit	Measured	Unit	Verdict
Power Spectral Density	---	---	-11.63	dBm/1MHz	Information
Duty Cycle Correction	---	---	0	dB	Information
Power Spectral Density DC corrected	---	11	-11.63	dBm/1MHz	PASS

TEST FINISHED		
General Verdict	28.11.2019 11:42:54 / RT: 38 s	PASS

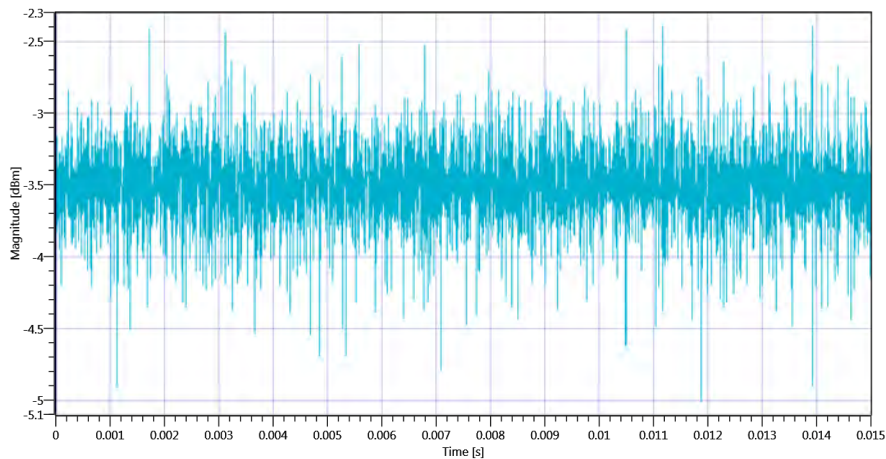
2. FCC Part 15.407 Max Output Power and PSD ~ WLAN5Gx n-HT40 mode U-NII-1

Test References	
TC Start	28.11.2019 11:45:33
System Version	1.0.0.24
Test Specification	FCC Part 15.407
Test Method	KDB789033 D02, F., E.2.e.
Class / TC Version / TC ID	TC_VM_FCC15407_Max_Output_Power_and_PSD_V01 Version: 0.0.1 TCID_FCC15407_3
My Description	FCC 15.407 Max Output Power & PSD - WLAN5Gx n-HT40 mode U-NII-1
Add. Information	

Test Parameter	
Technology to test	WLAN5Gx n-HT40 mode U-NII-1
Antenna Port used	1
Temperature	mid
Voltage	mid
Frequency low to test	False Freq [MHz] 5190
Frequency mid to test	False Freq [MHz] 0
Frequency high to test	True Freq [MHz] 5230
Switched Path	IUT - SignalingUnit - SpectrumAnalyzer
Devices in use	SA: Rohde&Schwarz,FSV-40,1307.9002K40/101042,3.60

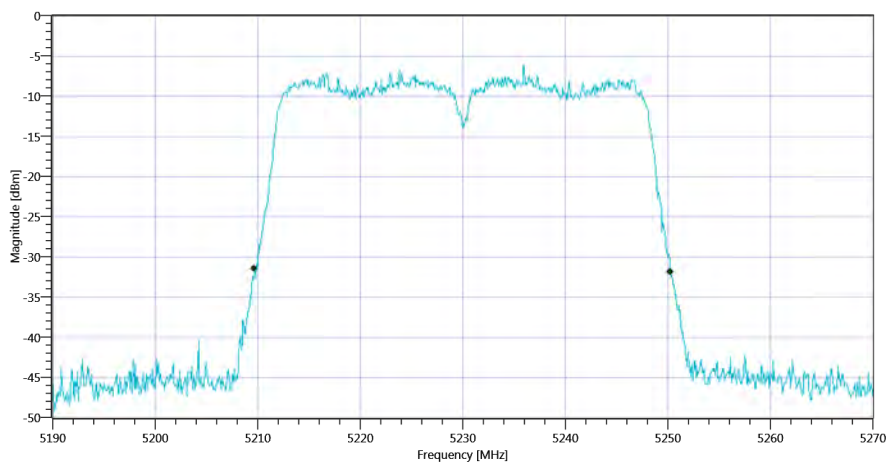
Test at TX 5230 MHz

RESULT: Duty Cycle evaluation					
Test Description	Lower Limit	Upper Limit	Measured	Unit	Verdict
No enough Bursts detected, Duty Cycle Burst Ratio set to 1					
Duty Cycle (Burst Ratio) max	---	---	1	---	Information
Duty Cycle max	---	---	0	dB	Information
Duty Cycle (Burst Ratio) min	---	---	1	---	Information
Duty Cycle min	---	---	0	dB	Information



Plot_FCC Part 15.407 Max Output Power and PSD ~ WLAN5Gx n-HT40 mode U-NII-1 5230 MHz - Duty Cycle_28112019_114546.png

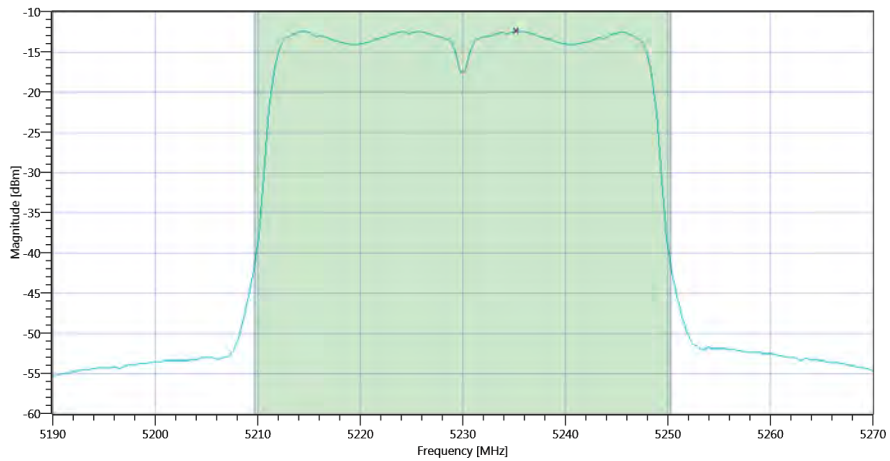
RESULT: TC_VM_FCC15407_Max_Output_Power_and_PSD_V01					
Test Description	Lower Limit	Upper Limit	Measured	Unit	Verdict
Bandwidth 26dB	---	---	40.56	MHz	Information
T1 26dB	---	---	5209.6800	MHz	Information
T2 26dB	---	---	5250.2400	MHz	Information



Plot_FCC Part 15.407 Max Output Power and PSD ~ WLAN5Gx n-HT40 mode U-NII-1 BW_28112019_114557.png

READ SA SETTINGS:	
RefLevel [dBm] RefLevelOffset [dB] InpAtt [dB]	7.53 14.53 10
Start [MHz] Stop [MHz]	5190.000 5270.000
RBW [MHz] VBW [MHz]	1.000000 3.000000
Detector TraceMode	RMS MAXH
Sweep: Time [ms] Count Points per Section Type	8000 1 160 SWE

RESULT: TC_VM_FCC15407_Max_Output_Power_and_PSD_V01					
Test Description	Lower Limit	Upper Limit	Measured	Unit	Verdict
Max Output Power	---	---	2.09	dBm	Information
Duty Cycle Correction	---	---	0	dB	Information
Limit absolute					
Max Output Power DC corrected	---	24	2.09	dBm	PASS
Limit by: 11 dBm + 10 log Bandwidth					
Max Output Power DC corrected	---	27.08	2.09	dBm	PASS



Plot_FCC Part 15.407 Max Output Power and PSD ~ WLAN5Gx n-HT40 mode U-NII-1 Max OP and PSD_28112019_114610.png

RESULT: TC_VM_FCC15407_Max_Output_Power_and_PSD_V01					
Test Description	Lower Limit	Upper Limit	Measured	Unit	Verdict
Power Spectral Density	---	---	-12.44	dBm/1MHz	Information
Duty Cycle Correction	---	---	0	dB	Information
Power Spectral Density DC corrected	---	11	-12.44	dBm/1MHz	PASS

TEST FINISHED		
General Verdict	28.11.2019 11:46:11 / RT: 37 s	PASS

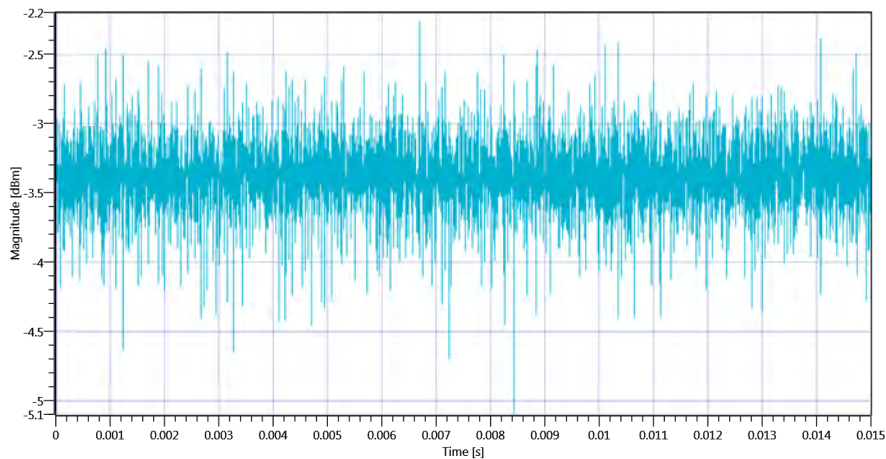
3. FCC Part 15.407 Max Output Power and PSD ~ WLAN5Gx n-HT40 mode U-NII-2A

Test References	
TC Start	28.11.2019 11:51:52
System Version	1.0.0.24
Test Specification	FCC Part 15.407
Test Method	KDB789033 D02, F., E.2.e.
Class / TC Version / TC ID	TC_VM_FCC15407_Max_Output_Power_and_PSD_V01 Version: 0.0.1 TCID_FCC15407_3
My Description	FCC 15.407 Max Output Power & PSD - WLAN5Gx n-HT40 mode U-NII-2A
Add. Information	

Test Parameter	
Technology to test	WLAN5Gx n-HT40 mode U-NII-2A
Antenna Port used	1
Temperature	mid
Voltage	mid
Frequency low to test	True Freq [MHz] 5270
Frequency mid to test	False Freq [MHz] 0
Frequency high to test	False Freq [MHz] 5310
Switched Path	IUT - SignalingUnit - SpectrumAnalyzer
Devices in use	SA: Rohde&Schwarz,FSV-40,1307.9002K40/101042,3.60

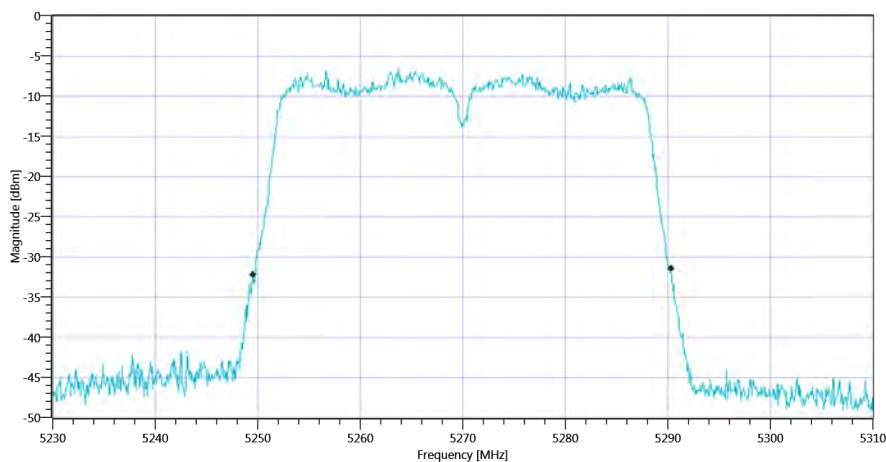
Test at TX 5270 MHz

RESULT: Duty Cycle evaluation					
Test Description	Lower Limit	Upper Limit	Measured	Unit	Verdict
No enough Bursts detected, Duty Cycle Burst Ratio set to 1					
Duty Cycle (Burst Ratio) max	---	---	1	---	Information
Duty Cycle max	---	---	0	dB	Information
Duty Cycle (Burst Ratio) min	---	---	1	---	Information
Duty Cycle min	---	---	0	dB	Information



Plot_FCC Part 15.407 Max Output Power and PSD ~ WLAN5Gx n-HT40 mode U-NII-2A 5270 MHz - Duty Cycle_28112019_115205.png

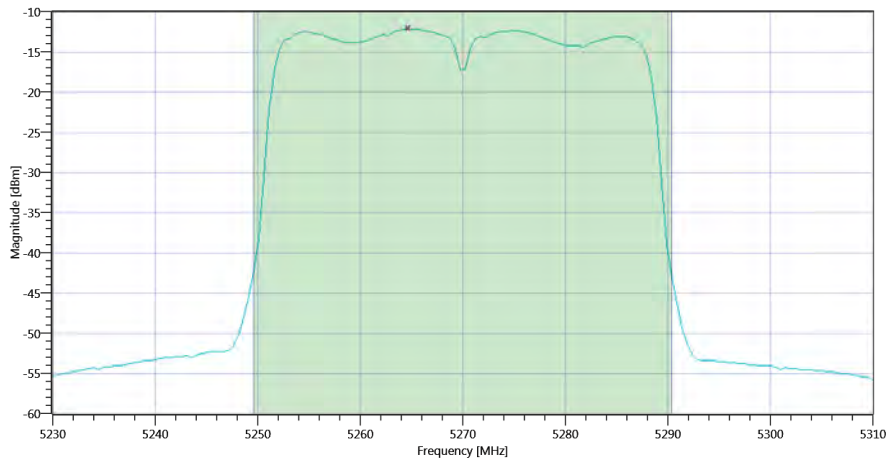
RESULT: TC_VM_FCC15407_Max_Output_Power_and_PSD_V01					
Test Description	Lower Limit	Upper Limit	Measured	Unit	Verdict
Bandwidth 26dB	---	---	40.8	MHz	Information
T1 26dB	---	---	5249.5200	MHz	Information
T2 26dB	---	---	5290.3200	MHz	Information



Plot_FCC Part 15.407 Max Output Power and PSD ~ WLAN5Gx n-HT40 mode U-NII-2A BW_28112019_115217.png

READ SA SETTINGS:	
RefLevel [dBm] RefLevelOffset [dB] InpAtt [dB]	7.15 14.47 10
Start [MHz] Stop [MHz]	5230.000 5310.000
RBW [MHz] VBW [MHz]	1.000000 3.000000
Detector TraceMode	RMS MAXH
Sweep: Time [ms] Count Points per Section Type	8000 1 160 SWE

RESULT: TC_VM_FCC15407_Max_Output_Power_and_PSD_V01					
Test Description	Lower Limit	Upper Limit	Measured	Unit	Verdict
Max Output Power	---	---	2.12	dBm	Information
Duty Cycle Correction	---	---	0	dB	Information
Limit absolute					
Max Output Power DC corrected	---	24	2.12	dBm	PASS
Limit by: 11 dBm + 10 log Bandwidth					
Max Output Power DC corrected	---	27.11	2.12	dBm	PASS



Plot_FCC Part 15.407 Max Output Power and PSD ~ WLAN5Gx n-HT40 mode U-NII-2A Max OP and PSD_28112019_115229.png

RESULT: TC_VM_FCC15407_Max_Output_Power_and_PSD_V01					
Test Description	Lower Limit	Upper Limit	Measured	Unit	Verdict
Power Spectral Density	---	---	-12.14	dBm/1MHz	Information
Duty Cycle Correction	---	---	0	dB	Information
Power Spectral Density DC corrected	---	11	-12.14	dBm/1MHz	PASS

TEST FINISHED		
General Verdict	28.11.2019 11:52:30 / RT: 37 s	PASS

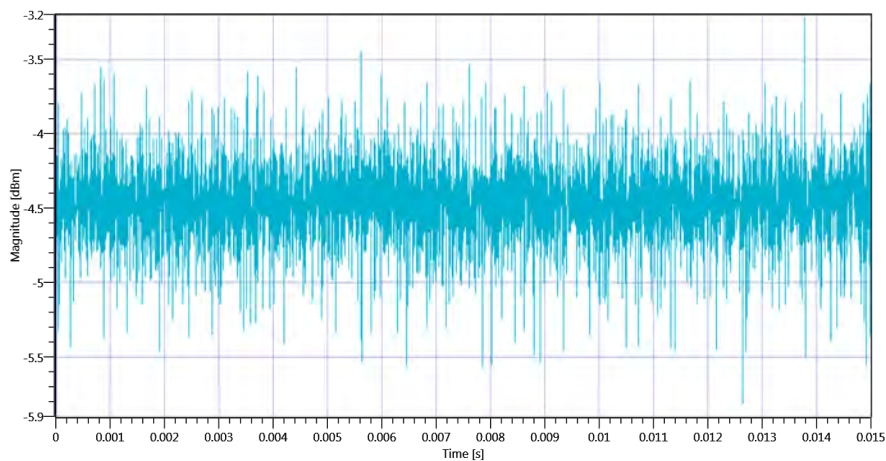
4. FCC Part 15.407 Max Output Power and PSD ~ WLAN5Gx n-HT40 mode U-NII-2A

Test References	
TC Start	28.11.2019 11:55:10
System Version	1.0.0.24
Test Specification	FCC Part 15.407
Test Method	KDB789033 D02, F., E.2.e.
Class / TC Version / TC ID	TC_VM_FCC15407_Max_Output_Power_and_PSD_V01 Version: 0.0.1 TCID_FCC15407_3
My Description	FCC 15.407 Max Output Power & PSD - WLAN5Gx n-HT40 mode U-NII-2A
Add. Information	

Test Parameter	
Technology to test	WLAN5Gx n-HT40 mode U-NII-2A
Antenna Port used	1
Temperature	mid
Voltage	mid
Frequency low to test	False Freq [MHz] 5270
Frequency mid to test	False Freq [MHz] 0
Frequency high to test	True Freq [MHz] 5310
Switched Path	IUT - SignalingUnit - SpectrumAnalyzer
Devices in use	SA: Rohde&Schwarz,FSV-40,1307.9002K40/101042,3.60

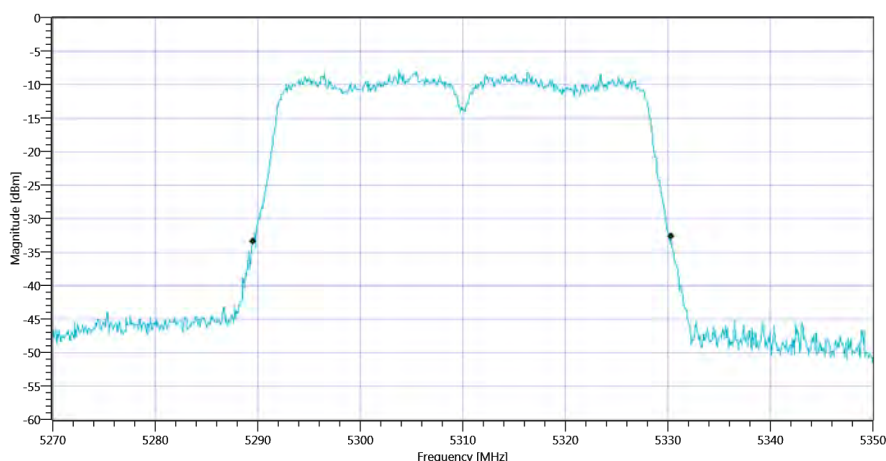
Test at TX 5310 MHz

RESULT: Duty Cycle evaluation					
Test Description	Lower Limit	Upper Limit	Measured	Unit	Verdict
No enough Bursts detected, Duty Cycle Burst Ratio set to 1					
Duty Cycle (Burst Ratio) max	---	---	1	---	Information
Duty Cycle max	---	---	0	dB	Information
Duty Cycle (Burst Ratio) min	---	---	1	---	Information
Duty Cycle min	---	---	0	dB	Information



Plot_FCC Part 15.407 Max Output Power and PSD ~ WLAN5Gx n-HT40 mode U-NII-2A 5310 MHz - Duty Cycle_28112019_115523.png

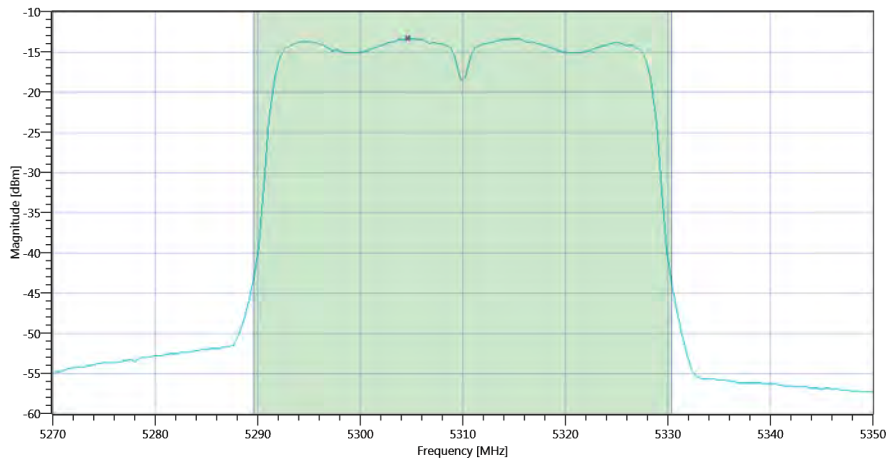
RESULT: TC_VM_FCC15407_Max_Output_Power_and_PSD_V01					
Test Description	Lower Limit	Upper Limit	Measured	Unit	Verdict
Bandwidth 26dB	---	---	40.8	MHz	Information
T1 26dB	---	---	5289.5200	MHz	Information
T2 26dB	---	---	5330.3200	MHz	Information



Plot_FCC Part 15.407 Max Output Power and PSD ~ WLAN5Gx n-HT40 mode U-NII-2A BW_28112019_115535.png

READ SA SETTINGS:	
RefLevel [dBm] RefLevelOffset [dB] InpAtt [dB]	6.28 14.1 10
Start [MHz] Stop [MHz]	5270.000 5350.000
RBW [MHz] VBW [MHz]	1.000000 3.000000
Detector TraceMode	RMS MAXH
Sweep: Time [ms] Count Points per Section Type	8000 1 160 SWE

RESULT: TC_VM_FCC15407_Max_Output_Power_and_PSD_V01					
Test Description	Lower Limit	Upper Limit	Measured	Unit	Verdict
Max Output Power	---	---	1.05	dBm	Information
Duty Cycle Correction	---	---	0	dB	Information
Limit absolute					
Max Output Power DC corrected	---	24	1.05	dBm	PASS
Limit by: 11 dBm + 10 log Bandwidth					
Max Output Power DC corrected	---	27.11	1.05	dBm	PASS



Plot_FCC Part 15.407 Max Output Power and PSD ~ WLAN5Gx n-HT40 mode U-NII-2A Max OP and PSD_28112019_115547.png

RESULT: TC_VM_FCC15407_Max_Output_Power_and_PSD_V01					
Test Description	Lower Limit	Upper Limit	Measured	Unit	Verdict
Power Spectral Density	---	---	-13.36	dBm/1MHz	Information
Duty Cycle Correction	---	---	0	dB	Information
Power Spectral Density DC corrected	---	11	-13.36	dBm/1MHz	PASS

TEST FINISHED		
General Verdict	28.11.2019 11:55:48 / RT: 37 s	PASS

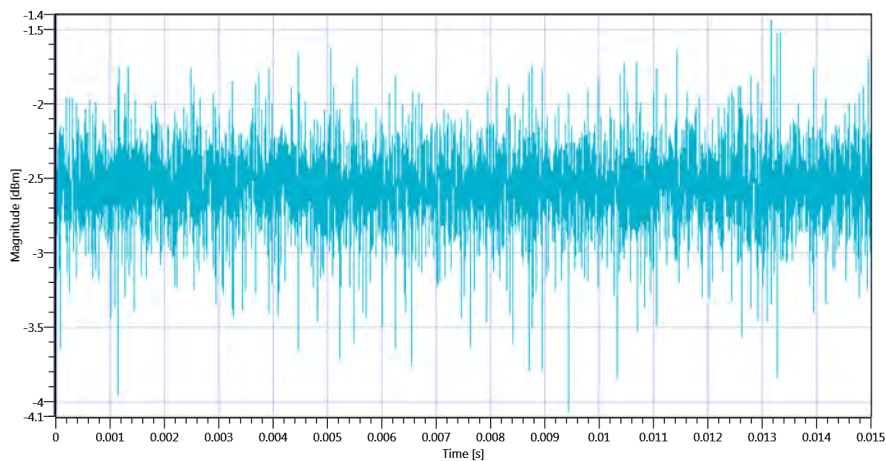
5. FCC Part 15.407 Max Output Power and PSD ~ WLAN5Gx n-HT40 mode U-NII-2C

Test References	
TC Start	28.11.2019 12:07:43
System Version	1.0.0.24
Test Specification	FCC Part 15.407
Test Method	KDB789033 D02, F., E.2.e.
Class / TC Version / TC ID	TC_VM_FCC15407_Max_Output_Power_and_PSD_V01 Version: 0.0.1 TCID_FCC15407_3
My Description	FCC 15.407 Max Output Power & PSD - WLAN5Gx n-HT40 mode U-NII-2C
Add. Information	

Test Parameter	
Technology to test	WLAN5Gx n-HT40 mode U-NII-2C
Antenna Port used	1
Temperature	mid
Voltage	mid
Frequency low to test	True Freq [MHz] 5510
Frequency mid to test	False Freq [MHz] 5590
Frequency high to test	False Freq [MHz] 5670
Switched Path	IUT - SignalingUnit - SpectrumAnalyzer
Devices in use	SA: Rohde&Schwarz,FSV-40,1307.9002K40/101042,3.60

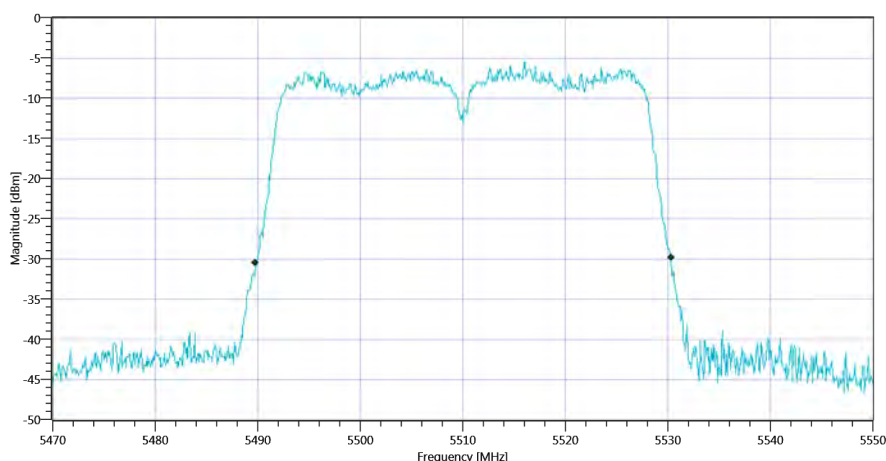
Test at TX 5510 MHz

RESULT: Duty Cycle evaluation					
Test Description	Lower Limit	Upper Limit	Measured	Unit	Verdict
No enough Bursts detected, Duty Cycle Burst Ratio set to 1					
Duty Cycle (Burst Ratio) max	---	---	1	---	Information
Duty Cycle max	---	---	0	dB	Information
Duty Cycle (Burst Ratio) min	---	---	1	---	Information
Duty Cycle min	---	---	0	dB	Information



Plot_FCC Part 15.407 Max Output Power and PSD ~ WLAN5Gx n-HT40 mode U-NII-2C 5510 MHz - Duty Cycle_28112019_120756.png

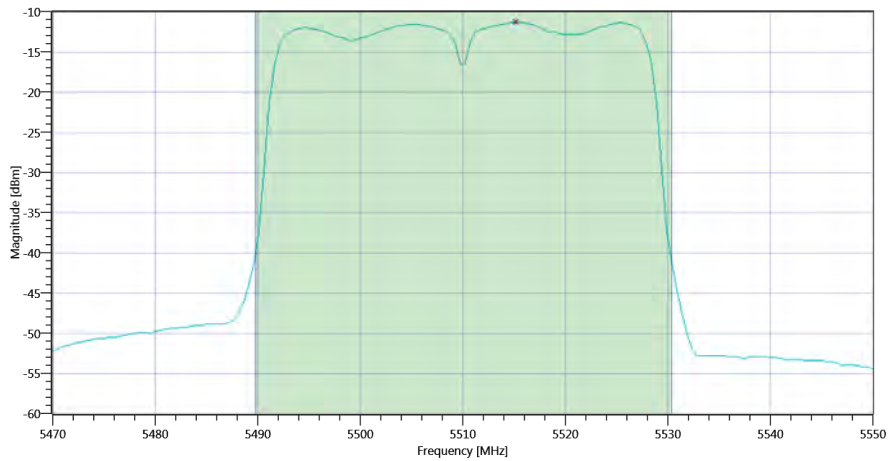
RESULT: TC_VM_FCC15407_Max_Output_Power_and_PSD_V01					
Test Description	Lower Limit	Upper Limit	Measured	Unit	Verdict
Bandwidth 26dB	---	---	40.56	MHz	Information
T1 26dB	---	---	5489.7600	MHz	Information
T2 26dB	---	---	5530.3200	MHz	Information



Plot_FCC Part 15.407 Max Output Power and PSD ~ WLAN5Gx n-HT40 mode U-NII-2C BW_28112019_120803.png

READ SA SETTINGS:	
RefLevel [dBm] RefLevelOffset [dB] InpAtt [dB]	8.19 14.09 10
Start [MHz] Stop [MHz]	5470.000 5550.000
RBW [MHz] VBW [MHz]	1.000000 3.000000
Detector TraceMode	RMS MAXH
Sweep: Time [ms] Count Points per Section Type	8000 1 160 SWE

RESULT: TC_VM_FCC15407_Max_Output_Power_and_PSD_V01					
Test Description	Lower Limit	Upper Limit	Measured	Unit	Verdict
Max Output Power	---	---	3.04	dBm	Information
Duty Cycle Correction	---	---	0	dB	Information
Limit absolute					
Max Output Power DC corrected	---	24	3.04	dBm	PASS
Limit by: 11 dBm + 10 log Bandwidth					
Max Output Power DC corrected	---	27.08	3.04	dBm	PASS



Plot_FCC Part 15.407 Max Output Power and PSD ~ WLAN5Gx n-HT40 mode U-NII-2C Max OP and PSD_28112019_120816.png

RESULT: TC_VM_FCC15407_Max_Output_Power_and_PSD_V01					
Test Description	Lower Limit	Upper Limit	Measured	Unit	Verdict
Power Spectral Density	---	---	-11.33	dBm/1MHz	Information
Duty Cycle Correction	---	---	0	dB	Information
Power Spectral Density DC corrected	---	11	-11.33	dBm/1MHz	PASS

TEST FINISHED		
General Verdict	28.11.2019 12:08:17 / RT: 33 s	PASS

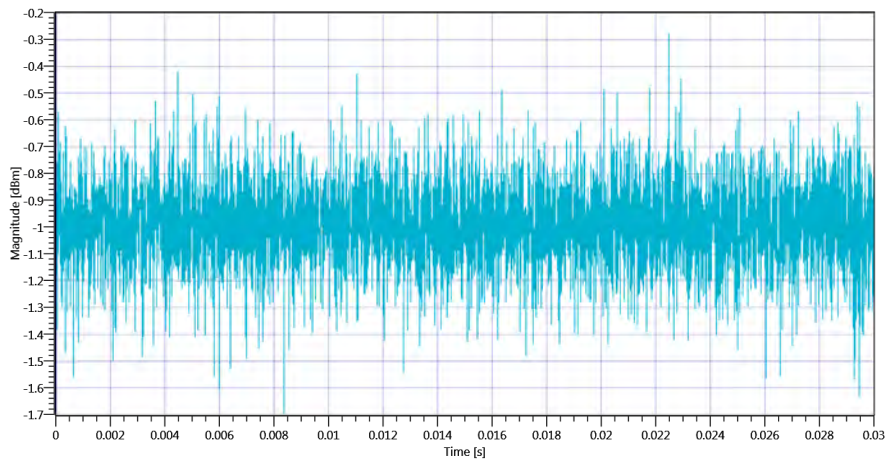
6. FCC Part 15.407 Max Output Power and PSD ~ WLAN5Gx n-HT40 mode U-NII-2C

Test References	
TC Start	06.12.2019 10:51:14
System Version	1.0.0.24
Test Specification	FCC Part 15.407
Test Method	KDB789033 D02, F., E.2.e.
Class / TC Version / TC ID	TC_VM_FCC15407_Max_Output_Power_and_PSD_V01 Version: 0.0.1 TCID_FCC15407_3
My Description	FCC 15.407 Max Output Power & PSD - WLAN5Gx n-HT40 mode U-NII-2C
Add. Information	

Test Parameter	
Technology to test	WLAN5Gx n-HT40 mode U-NII-2C
Antenna Port used	1
Temperature	mid
Voltage	mid
Frequency low to test	False Freq [MHz] 5510
Frequency mid to test	True Freq [MHz] 5590
Frequency high to test	False Freq [MHz] 5670
Switched Path	IUT - SignalingUnit - SpectrumAnalyzer
Devices in use	SA: Rohde&Schwarz,FSV-40,1307.9002K40/101042,3.60

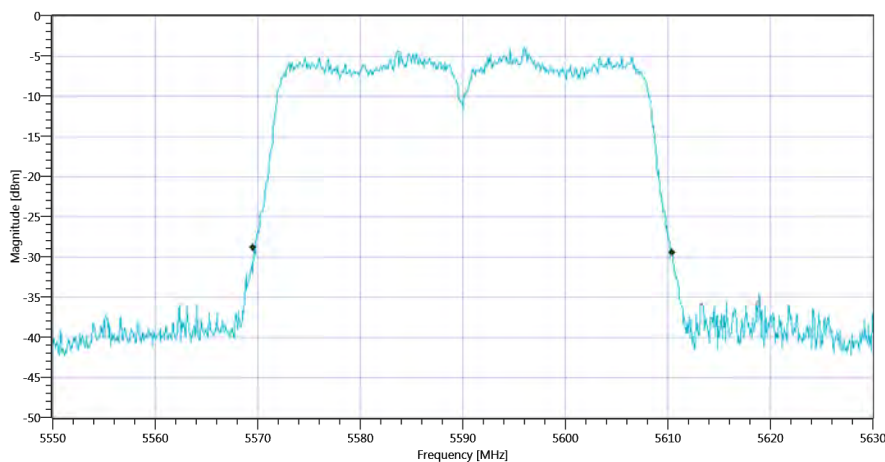
Test at TX 5590 MHz

RESULT: Duty Cycle evaluation					
Test Description	Lower Limit	Upper Limit	Measured	Unit	Verdict
No enough Bursts detected, Duty Cycle Burst Ratio set to 1					
Duty Cycle (Burst Ratio) max	---	---	1	---	Information
Duty Cycle max	---	---	0	dB	Information
Duty Cycle (Burst Ratio) min	---	---	1	---	Information
Duty Cycle min	---	---	0	dB	Information



Plot_FCC Part 15.407 Max Output Power and PSD ~ WLAN5Gx n-HT40 mode U-NII-2C 5590 MHz - Duty Cycle_06122019_105127.png

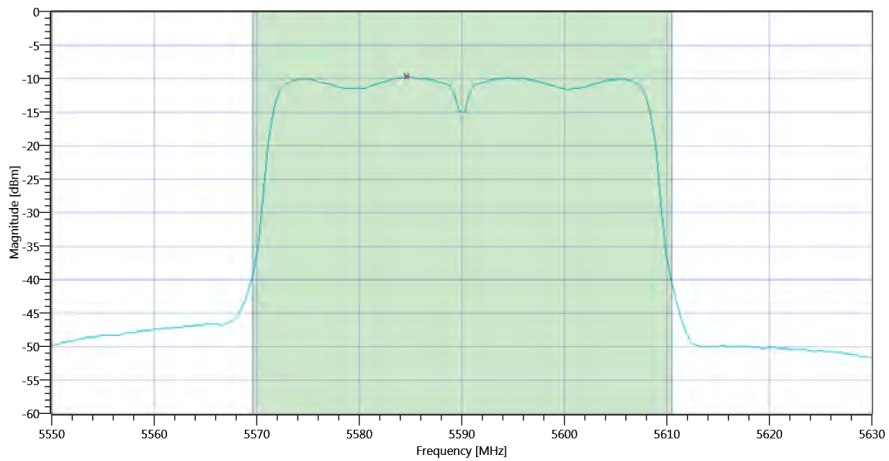
RESULT: TC_VM_FCC15407_Max_Output_Power_and_PSD_V01					
Test Description	Lower Limit	Upper Limit	Measured	Unit	Verdict
Bandwidth 26dB	---	---	40.8	MHz	Information
T1 26dB	---	---	5569.6000	MHz	Information
T2 26dB	---	---	5610.4000	MHz	Information



Plot_FCC Part 15.407 Max Output Power and PSD ~ WLAN5Gx n-HT40 mode U-NII-2C BW_06122019_105134.png

READ SA SETTINGS:	
RefLevel [dBm] RefLevelOffset [dB] InpAtt [dB]	9.89 14.17 10
Start [MHz] Stop [MHz]	5550.000 5630.000
RBW [MHz] VBW [MHz]	1.000000 3.000000
Detector TraceMode	RMS MAXH
Sweep: Time [ms] Count Points per Section Type	16000 1 160 SWE

RESULT: TC_VM_FCC15407_Max_Output_Power_and_PSD_V01					
Test Description	Lower Limit	Upper Limit	Measured	Unit	Verdict
Max Output Power	---	---	4.69	dBm	Information
Duty Cycle Correction	---	---	0	dB	Information
Limit absolute					
Max Output Power DC corrected	---	24	4.69	dBm	PASS
Limit by: 11 dBm + 10 log Bandwidth					
Max Output Power DC corrected	---	27.11	4.69	dBm	PASS



Plot_FCC Part 15.407 Max Output Power and PSD ~ WLAN5Gx n-HT40 mode U-NII-2C Max OP and PSD_06122019_105155.png

RESULT: TC_VM_FCC15407_Max_Output_Power_and_PSD_V01					
Test Description	Lower Limit	Upper Limit	Measured	Unit	Verdict
Power Spectral Density	---	---	-9.82	dBm/1MHz	Information
Duty Cycle Correction	---	---	0	dB	Information
Power Spectral Density DC corrected	---	11	-9.82	dBm/1MHz	PASS

TEST FINISHED		
General Verdict	06.12.2019 10:51:56 / RT: 42 s	PASS

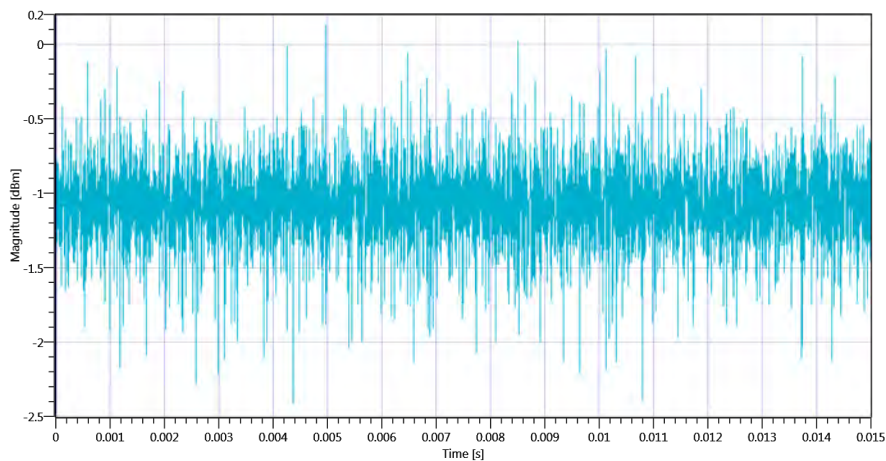
7. FCC Part 15.407 Max Output Power and PSD ~ WLAN5Gx n-HT40 mode U-NII-2C

Test References	
TC Start	28.11.2019 12:11:26
System Version	1.0.0.24
Test Specification	FCC Part 15.407
Test Method	KDB789033 D02, F., E.2.e.
Class / TC Version / TC ID	TC_VM_FCC15407_Max_Output_Power_and_PSD_V01 Version: 0.0.1 TCID_FCC15407_3
My Description	FCC 15.407 Max Output Power & PSD - WLAN5Gx n-HT40 mode U-NII-2C
Add. Information	

Test Parameter	
Technology to test	WLAN5Gx n-HT40 mode U-NII-2C
Antenna Port used	1
Temperature	mid
Voltage	mid
Frequency low to test	False Freq [MHz] 5510
Frequency mid to test	False Freq [MHz] 5590
Frequency high to test	True Freq [MHz] 5670
Switched Path	IUT - SignalingUnit - SpectrumAnalyzer
Devices in use	SA: Rohde&Schwarz,FSV-40,1307.9002K40/101042,3.60

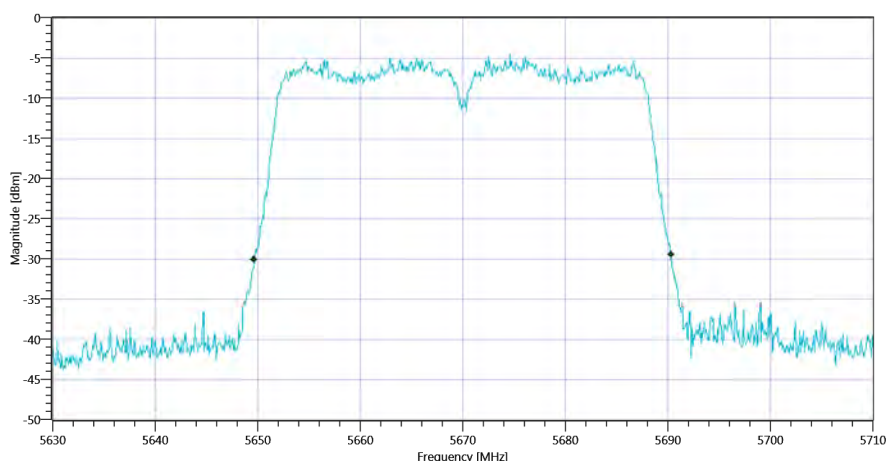
Test at TX 5670 MHz

RESULT: Duty Cycle evaluation					
Test Description	Lower Limit	Upper Limit	Measured	Unit	Verdict
No enough Bursts detected, Duty Cycle Burst Ratio set to 1					
Duty Cycle (Burst Ratio) max	---	---	1	---	Information
Duty Cycle max	---	---	0	dB	Information
Duty Cycle (Burst Ratio) min	---	---	1	---	Information
Duty Cycle min	---	---	0	dB	Information



Plot_FCC Part 15.407 Max Output Power and PSD ~ WLAN5Gx n-HT40 mode U-NII-2C 5670 MHz - Duty Cycle_28112019_121140.png

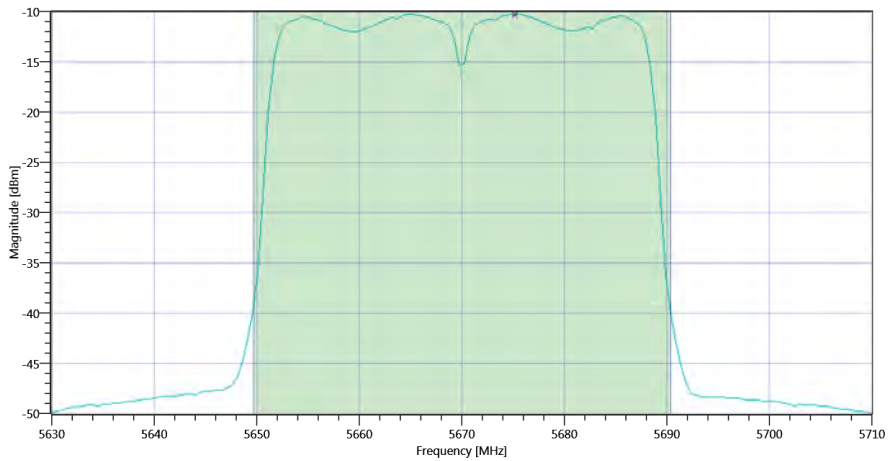
RESULT: TC_VM_FCC15407_Max_Output_Power_and_PSD_V01					
Test Description	Lower Limit	Upper Limit	Measured	Unit	Verdict
Bandwidth 26dB	---	---	40.64	MHz	Information
T1 26dB	---	---	5649.6800	MHz	Information
T2 26dB	---	---	5690.3200	MHz	Information



Plot_FCC Part 15.407 Max Output Power and PSD ~ WLAN5Gx n-HT40 mode U-NII-2C BW_28112019_121147.png

READ SA SETTINGS:	
RefLevel [dBm] RefLevelOffset [dB] InpAtt [dB]	10.36 14.28 15
Start [MHz] Stop [MHz]	5630.000 5710.000
RBW [MHz] VBW [MHz]	1.000000 3.000000
Detector TraceMode	RMS MAXH
Sweep: Time [ms] Count Points per Section Type	8000 1 160 SWE

RESULT: TC_VM_FCC15407_Max_Output_Power_and_PSD_V01					
Test Description	Lower Limit	Upper Limit	Measured	Unit	Verdict
Max Output Power	---	---	4.23	dBm	Information
Duty Cycle Correction	---	---	0	dB	Information
Limit absolute					
Max Output Power DC corrected	---	24	4.23	dBm	PASS
Limit by: 11 dBm + 10 log Bandwidth					
Max Output Power DC corrected	---	27.09	4.23	dBm	PASS



Plot_FCC Part 15.407 Max Output Power and PSD ~ WLAN5Gx n-HT40 mode U-NII-2C Max OP and PSD_28112019_121200.png

RESULT: TC_VM_FCC15407_Max_Output_Power_and_PSD_V01					
Test Description	Lower Limit	Upper Limit	Measured	Unit	Verdict
Power Spectral Density	---	---	-10.25	dBm/1MHz	Information
Duty Cycle Correction	---	---	0	dB	Information
Power Spectral Density DC corrected	---	11	-10.25	dBm/1MHz	PASS

TEST FINISHED		
General Verdict	28.11.2019 12:12:01 / RT: 34 s	PASS

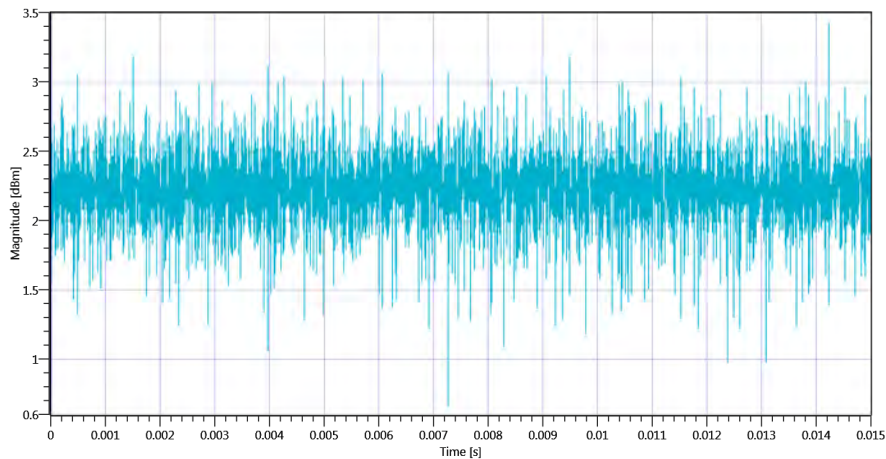
8. FCC Part 15.407 Max Output Power and PSD ~ WLAN5Gx n-HT40 mode U-NII-3

Test References	
TC Start	28.11.2019 12:13:21
System Version	1.0.0.24
Test Specification	FCC Part 15.407
Test Method	KDB789033 D02, F., E.2.e.
Class / TC Version / TC ID	TC_VM_FCC15407_Max_Output_Power_and_PSD_V01 Version: 0.0.1 TCID_FCC15407_3
My Description	FCC 15.407 Max Output Power & PSD - WLAN5Gx n-HT40 mode U-NII-3
Add. Information	

Test Parameter	
Technology to test	WLAN5Gx n-HT40 mode U-NII-3
Antenna Port used	1
Temperature	mid
Voltage	mid
Frequency low to test	True Freq [MHz] 5755
Frequency mid to test	False Freq [MHz] 0
Frequency high to test	False Freq [MHz] 5795
Switched Path	IUT - SignalingUnit - SpectrumAnalyzer
Devices in use	SA: Rohde&Schwarz,FSV-40,1307.9002K40/101042,3.60

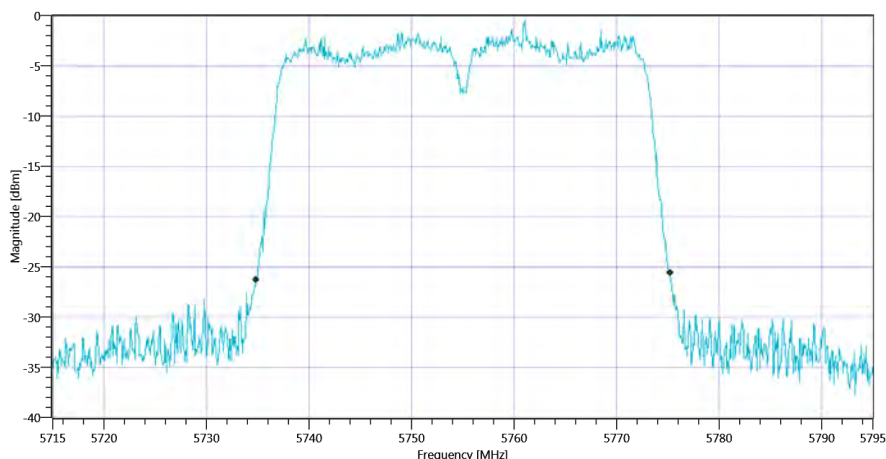
Test at TX 5755 MHz

RESULT: Duty Cycle evaluation					
Test Description	Lower Limit	Upper Limit	Measured	Unit	Verdict
No enough Bursts detected, Duty Cycle Burst Ratio set to 1					
Duty Cycle (Burst Ratio) max	---	---	1	---	Information
Duty Cycle max	---	---	0	dB	Information
Duty Cycle (Burst Ratio) min	---	---	1	---	Information
Duty Cycle min	---	---	0	dB	Information



Plot_FCC Part 15.407 Max Output Power and PSD ~ WLAN5Gx n-HT40 mode U-NII-3 5755 MHz - Duty Cycle_28112019_121335.png

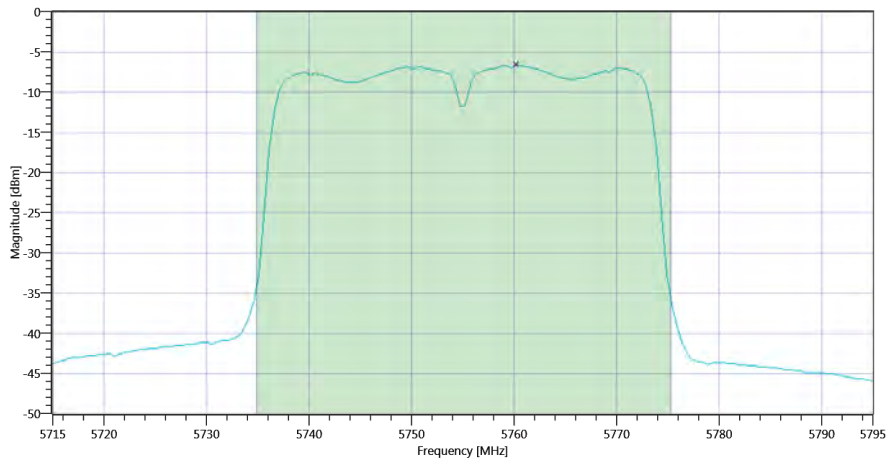
RESULT: TC_VM_FCC15407_Max_Output_Power_and_PSD_V01					
Test Description	Lower Limit	Upper Limit	Measured	Unit	Verdict
Bandwidth 26dB	---	---	40.4	MHz	Information
T1 26dB	---	---	5734.8400	MHz	Information
T2 26dB	---	---	5775.2400	MHz	Information



Plot_FCC Part 15.407 Max Output Power and PSD ~ WLAN5Gx n-HT40 mode U-NII-3 BW_28112019_121342.png

READ SA SETTINGS:	
RefLevel [dBm] RefLevelOffset [dB] InpAtt [dB]	13.17 14.19 15
Start [MHz] Stop [MHz]	5715.000 5795.000
RBW [MHz] VBW [MHz]	1.000000 3.000000
Detector TraceMode	RMS MAXH
Sweep: Time [ms] Count Points per Section Type	8000 1 160 SWE

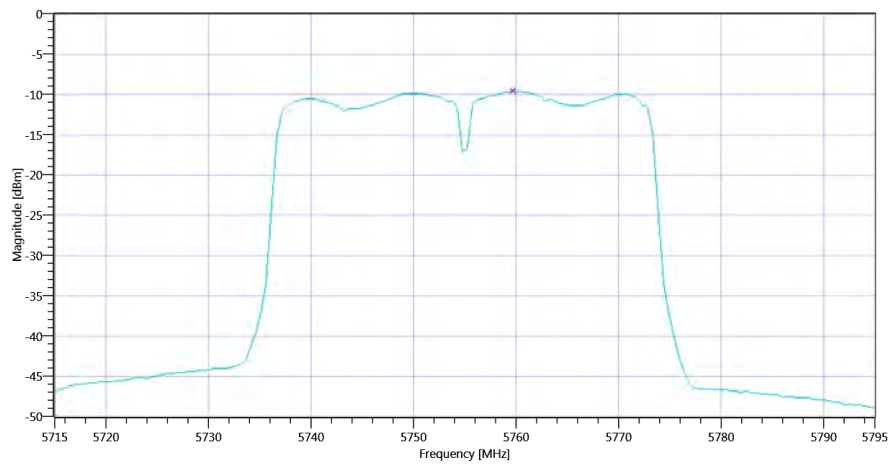
RESULT: TC_VM_FCC15407_Max_Output_Power_and_PSD_V01					
Test Description	Lower Limit	Upper Limit	Measured	Unit	Verdict
Max Output Power	---	---	7.62	dBm	Information
Duty Cycle Correction	---	---	0	dB	Information
Limit absolute					
Max Output Power DC corrected	---	30	7.62	dBm	PASS
Limit by: 11 dBm + 10 log Bandwidth					
Max Output Power DC corrected	---	27.06	7.62	dBm	not applicable



Plot_FCC Part 15.407 Max Output Power and PSD ~ WLAN5Gx n-HT40 mode U-NII-3 Max OP and PSD_28112019_121355.png

READ SA SETTINGS:	
RefLevel [dBm] RefLevelOffset [dB] InpAtt [dB]	13.17 14.19 15
Start [MHz] Stop [MHz]	5715.000 5795.000
RBW [MHz] VBW [MHz]	0.500000 3.000000
Detector TraceMode	RMS MAXH
Sweep: Time [ms] Count Points per Section Type	8000 1 160 SWE

RESULT: TC_VM_FCC15407_Max_Output_Power_and_PSD_V01					
Test Description	Lower Limit	Upper Limit	Measured	Unit	Verdict
Power Spectral Density	---	---	-9.65	dBm/0.5MHz	Information
Duty Cycle Correction	---	---	0	dB	Information
Power Spectral Density DC corrected	---	30	-9.65	dBm/0.5MHz	PASS



Plot_FCC Part 15.407 Max Output Power and PSD ~ WLAN5Gx n-HT40 mode U-NII-3 PSD UNII-3_28112019_121407.png

TEST FINISHED

General Verdict

28.11.2019 12:14:08 / RT: 46 s

PASS

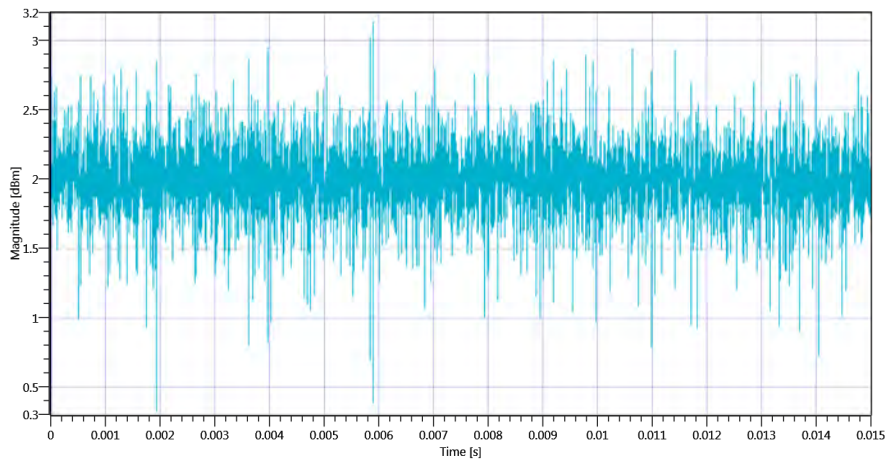
9. FCC Part 15.407 Max Output Power and PSD ~ WLAN5Gx n-HT40 mode U-NII-3

Test References	
TC Start	28.11.2019 12:15:39
System Version	1.0.0.24
Test Specification	FCC Part 15.407
Test Method	KDB789033 D02, F., E.2.e.
Class / TC Version / TC ID	TC_VM_FCC15407_Max_Output_Power_and_PSD_V01 Version: 0.0.1 TCID_FCC15407_3
My Description	FCC 15.407 Max Output Power & PSD - WLAN5Gx n-HT40 mode U-NII-3
Add. Information	

Test Parameter	
Technology to test	WLAN5Gx n-HT40 mode U-NII-3
Antenna Port used	1
Temperature	mid
Voltage	mid
Frequency low to test	False Freq [MHz] 5755
Frequency mid to test	False Freq [MHz] 0
Frequency high to test	True Freq [MHz] 5795
Switched Path	IUT - SignalingUnit - SpectrumAnalyzer
Devices in use	SA: Rohde&Schwarz,FSV-40,1307.9002K40/101042,3.60

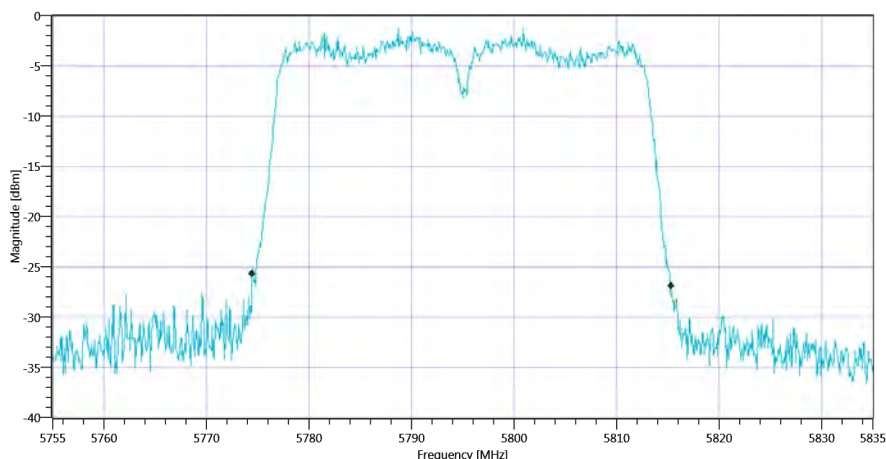
Test at TX 5795 MHz

RESULT: Duty Cycle evaluation					
Test Description	Lower Limit	Upper Limit	Measured	Unit	Verdict
No enough Bursts detected, Duty Cycle Burst Ratio set to 1					
Duty Cycle (Burst Ratio) max	---	---	1	---	Information
Duty Cycle max	---	---	0	dB	Information
Duty Cycle (Burst Ratio) min	---	---	1	---	Information
Duty Cycle min	---	---	0	dB	Information



Plot_FCC Part 15.407 Max Output Power and PSD ~ WLAN5Gx n-HT40 mode U-NII-3 5795 MHz - Duty Cycle_28112019_121552.png

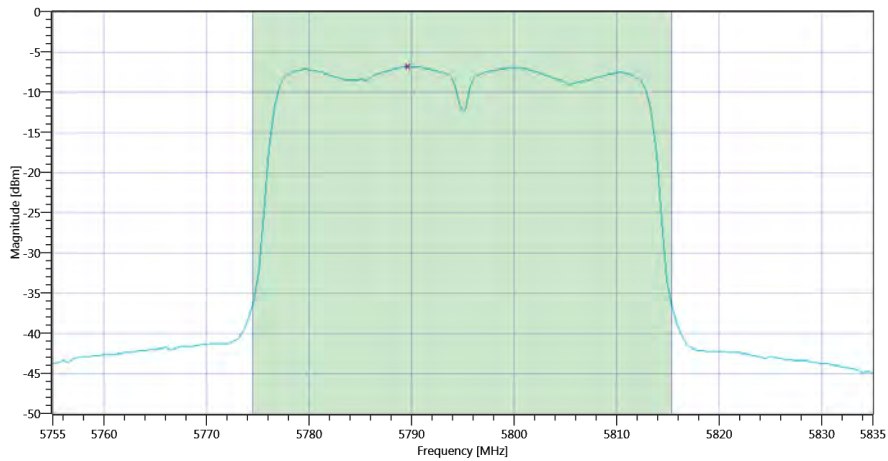
RESULT: TC_VM_FCC15407_Max_Output_Power_and_PSD_V01					
Test Description	Lower Limit	Upper Limit	Measured	Unit	Verdict
Bandwidth 26dB	---	---	40.88	MHz	Information
T1 26dB	---	---	5774.4400	MHz	Information
T2 26dB	---	---	5815.3200	MHz	Information



Plot_FCC Part 15.407 Max Output Power and PSD ~ WLAN5Gx n-HT40 mode U-NII-3 BW_28112019_121600.png

READ SA SETTINGS:	
RefLevel [dBm] RefLevelOffset [dB] InpAtt [dB]	12.92 14.3 15
Start [MHz] Stop [MHz]	5755.000 5835.000
RBW [MHz] VBW [MHz]	1.000000 3.000000
Detector TraceMode	RMS MAXH
Sweep: Time [ms] Count Points per Section Type	8000 1 160 SWE

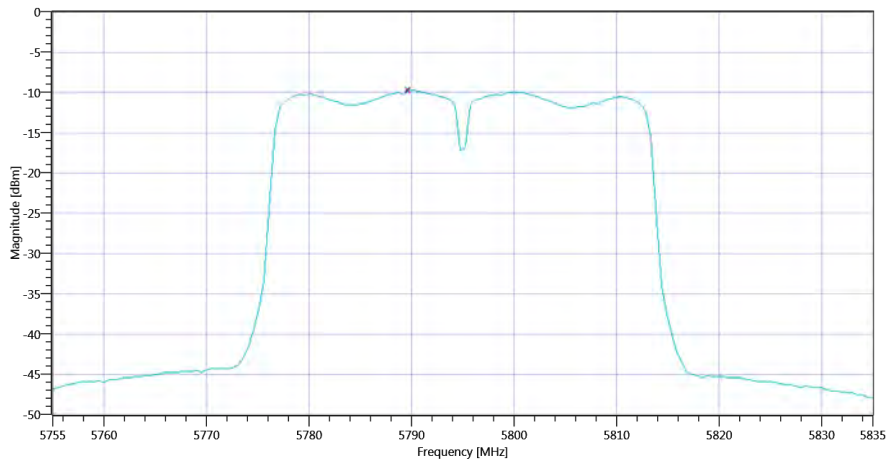
RESULT: TC_VM_FCC15407_Max_Output_Power_and_PSD_V01					
Test Description	Lower Limit	Upper Limit	Measured	Unit	Verdict
Max Output Power	---	---	7.52	dBm	Information
Duty Cycle Correction	---	---	0	dB	Information
Limit absolute					
Max Output Power DC corrected	---	30	7.52	dBm	PASS
Limit by: 11 dBm + 10 log Bandwidth					
Max Output Power DC corrected	---	27.12	7.52	dBm	not applicable



Plot_FCC Part 15.407 Max Output Power and PSD ~ WLAN5Gx n-HT40 mode U-NII-3 Max OP and PSD_28112019_121613.png

READ SA SETTINGS:	
RefLevel [dBm] RefLevelOffset [dB] InpAtt [dB]	12.92 14.3 15
Start [MHz] Stop [MHz]	5755.000 5835.000
RBW [MHz] VBW [MHz]	0.500000 3.000000
Detector TraceMode	RMS MAXH
Sweep: Time [ms] Count Points per Section Type	8000 1 160 SWE

RESULT: TC_VM_FCC15407_Max_Output_Power_and_PSD_V01					
Test Description	Lower Limit	Upper Limit	Measured	Unit	Verdict
Power Spectral Density	---	---	-9.81	dBm/0.5MHz	Information
Duty Cycle Correction	---	---	0	dB	Information
Power Spectral Density DC corrected	---	30	-9.81	dBm/0.5MHz	PASS



Plot_FCC Part 15.407 Max Output Power and PSD ~ WLAN5Gx n-HT40 mode U-NII-3 PSD UNII-3_28112019_121625.png

TEST FINISHED

General Verdict

28.11.2019 12:16:25 / RT: 46 s

PASS

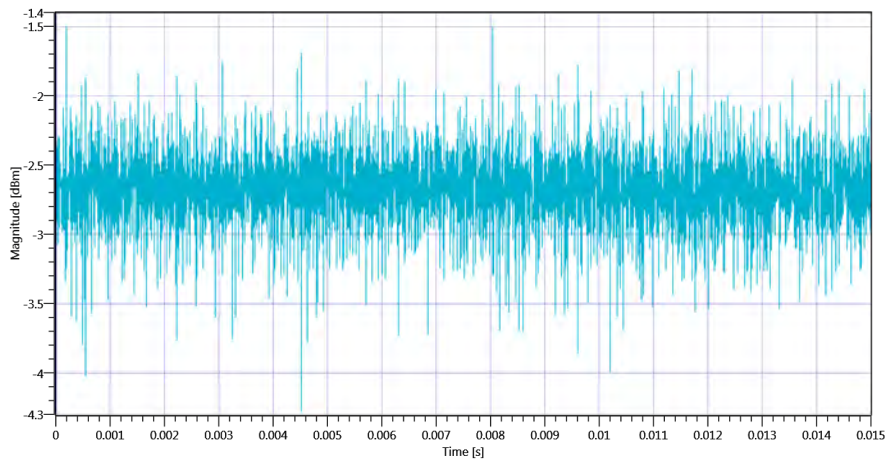
10. ISED Max Output Power and PSD ~ WLAN5Gx n-HT40 mode U-NII-1

Test References	
TC Start	28.11.2019 11:42:59
System Version	1.0.0.24
Test Specification	ISED
Test Method	
Class / TC Version / TC ID	TC_VM_FCC15407_Max_Output_Power_and_PSD_V01 Version: 0.0.1 TCID_FCC15407_3
My Description	ISED Max Output Power & PSD - WLAN5Gx n-HT40 mode U-NII-1
Add. Information	

Test Parameter	
Technology to test	WLAN5Gx n-HT40 mode U-NII-1
Antenna Port used	1
Temperature	mid
Voltage	mid
Frequency low to test	True Freq [MHz] 5190
Frequency mid to test	False Freq [MHz] 0
Frequency high to test	False Freq [MHz] 5230
Switched Path	IUT - SignalingUnit - SpectrumAnalyzer
Devices in use	SA: Rohde&Schwarz,FSV-40,1307.9002K40/101042,3.60

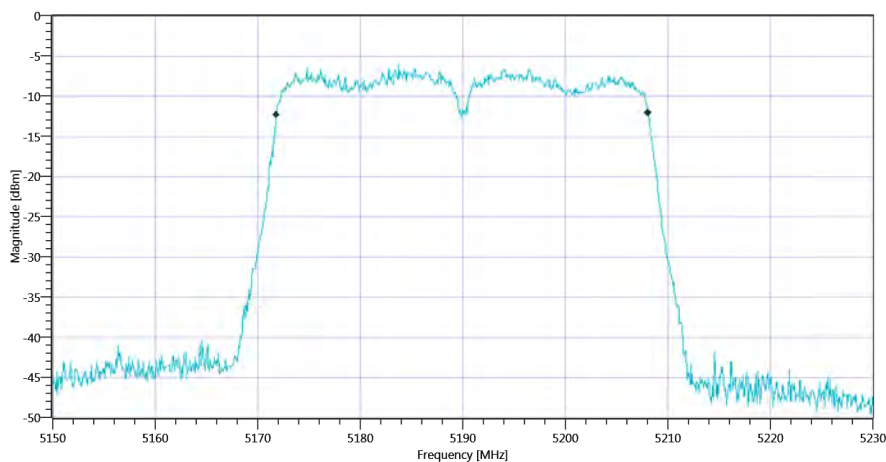
Test at TX 5190 MHz

RESULT: Duty Cycle evaluation					
Test Description	Lower Limit	Upper Limit	Measured	Unit	Verdict
No enough Bursts detected, Duty Cycle Burst Ratio set to 1					
Duty Cycle (Burst Ratio) max	---	---	1	---	Information
Duty Cycle max	---	---	0	dB	Information
Duty Cycle (Burst Ratio) min	---	---	1	---	Information
Duty Cycle min	---	---	0	dB	Information



Plot_ISED Max Output Power and PSD ~ WLAN5Gx n-HT40 mode U-NII-1 5190 MHz - Duty Cycle_28112019_114312.png

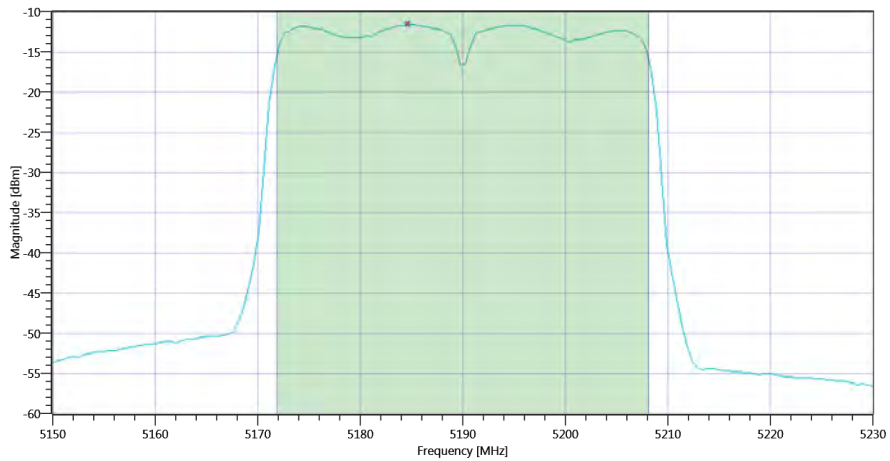
RESULT: TC_VM_FCC15407_Max_Output_Power_and_PSD_V01					
Test Description	Lower Limit	Upper Limit	Measured	Unit	Verdict
Bandwidth 99%	---	---	36.204	MHz	Information
T1 99%	---	---	5171.8581	MHz	Information
T2 99%	---	---	5208.0619	MHz	Information



Plot_ISED Max Output Power and PSD ~ WLAN5Gx n-HT40 mode U-NII-1 BW_28112019_114323.png

READ SA SETTINGS:	
RefLevel [dBm] RefLevelOffset [dB] InpAtt [dB]	8.19 14.28 10
Start [MHz] Stop [MHz]	5150.000 5230.000
RBW [MHz] VBW [MHz]	1.000000 3.000000
Detector TraceMode	RMS MAXH
Sweep: Time [ms] Count Points per Section Type	8000 1 160 SWE

RESULT: TC_VM_FCC15407_Max_Output_Power_and_PSD_V01					
Test Description	Lower Limit	Upper Limit	Measured	Unit	Verdict
Max Output Power	---	---	2.72	dBm	Information
Duty Cycle Correction	---	---	0	dB	Information
Limit absolute					
Max Output Power DC corrected	---	24	2.72	dBm	PASS
Limit by: 11 dBm + 10 log Bandwidth					
Max Output Power DC corrected	---	26.59	2.72	dBm	PASS



Plot_ISED Max Output Power and PSD ~ WLAN5Gx n-HT40 mode U-NII-1 Max OP and PSD_28112019_114336.png

RESULT: TC_VM_FCC15407_Max_Output_Power_and_PSD_V01					
Test Description	Lower Limit	Upper Limit	Measured	Unit	Verdict
Power Spectral Density	---	---	-11.6	dBm/1MHz	Information
Duty Cycle Correction	---	---	0	dB	Information
Power Spectral Density DC corrected	---	11	-11.6	dBm/1MHz	PASS

TEST FINISHED		
General Verdict	28.11.2019 11:43:37 / RT: 38 s	PASS

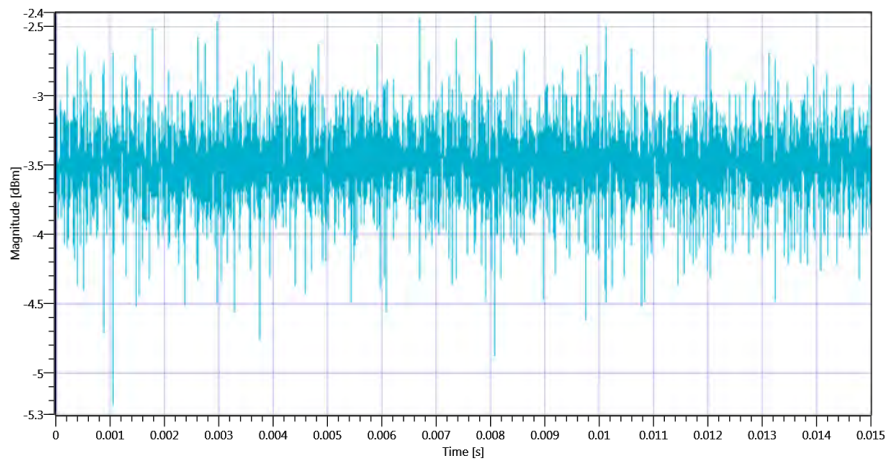
11. ISED Max Output Power and PSD ~ WLAN5Gx n-HT40 mode U-NII-1

Test References	
TC Start	28.11.2019 11:46:15
System Version	1.0.0.24
Test Specification	ISED
Test Method	
Class / TC Version / TC ID	TC_VM_FCC15407_Max_Output_Power_and_PSD_V01 Version: 0.0.1 TCID_FCC15407_3
My Description	ISED Max Output Power & PSD - WLAN5Gx n-HT40 mode U-NII-1
Add. Information	

Test Parameter	
Technology to test	WLAN5Gx n-HT40 mode U-NII-1
Antenna Port used	1
Temperature	mid
Voltage	mid
Frequency low to test	False Freq [MHz] 5190
Frequency mid to test	False Freq [MHz] 0
Frequency high to test	True Freq [MHz] 5230
Switched Path	IUT - SignalingUnit - SpectrumAnalyzer
Devices in use	SA: Rohde&Schwarz,FSV-40,1307.9002K40/101042,3.60

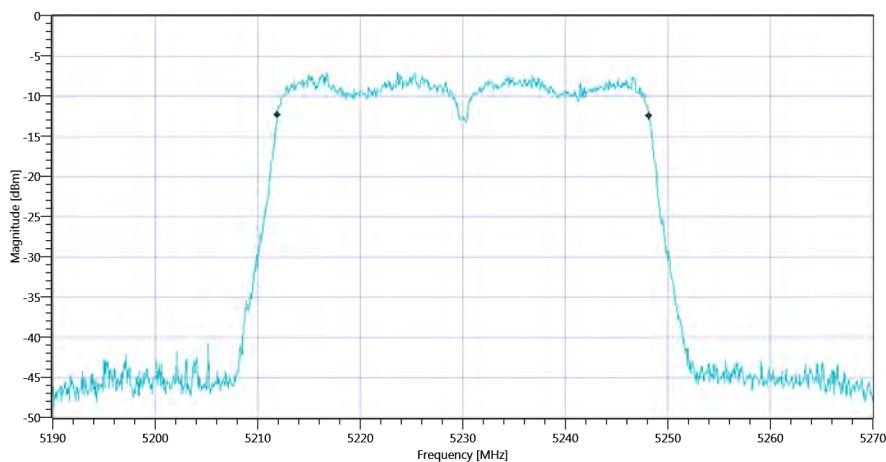
Test at TX 5230 MHz

RESULT: Duty Cycle evaluation					
Test Description	Lower Limit	Upper Limit	Measured	Unit	Verdict
No enough Bursts detected, Duty Cycle Burst Ratio set to 1					
Duty Cycle (Burst Ratio) max	---	---	1	---	Information
Duty Cycle max	---	---	0	dB	Information
Duty Cycle (Burst Ratio) min	---	---	1	---	Information
Duty Cycle min	---	---	0	dB	Information



Plot_ISED Max Output Power and PSD ~ WLAN5Gx n-HT40 mode U-NII-1 5230 MHz - Duty Cycle_28112019_114628.png

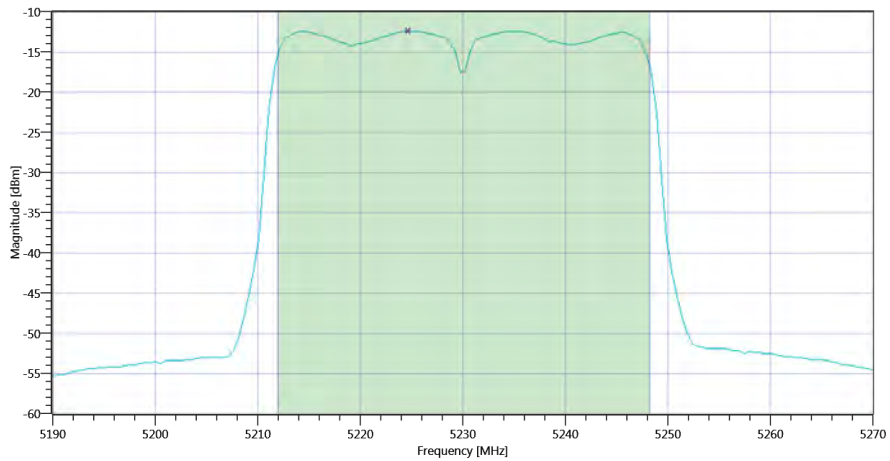
RESULT: TC_VM_FCC15407_Max_Output_Power_and_PSD_V01					
Test Description	Lower Limit	Upper Limit	Measured	Unit	Verdict
Bandwidth 99%	---	---	36.284	MHz	Information
T1 99%	---	---	5211.9381	MHz	Information
T2 99%	---	---	5248.2218	MHz	Information



Plot_ISED Max Output Power and PSD ~ WLAN5Gx n-HT40 mode U-NII-1 BW_28112019_114639.png

READ SA SETTINGS:	
RefLevel [dBm] RefLevelOffset [dB] InpAtt [dB]	7.63 14.53 10
Start [MHz] Stop [MHz]	5190.000 5270.000
RBW [MHz] VBW [MHz]	1.000000 3.000000
Detector TraceMode	RMS MAXH
Sweep: Time [ms] Count Points per Section Type	8000 1 160 SWE

RESULT: TC_VM_FCC15407_Max_Output_Power_and_PSD_V01					
Test Description	Lower Limit	Upper Limit	Measured	Unit	Verdict
Max Output Power	---	---	2.06	dBm	Information
Duty Cycle Correction	---	---	0	dB	Information
Limit absolute					
Max Output Power DC corrected	---	24	2.06	dBm	PASS
Limit by: 11 dBm + 10 log Bandwidth					
Max Output Power DC corrected	---	26.6	2.06	dBm	PASS



Plot_ISED Max Output Power and PSD ~ WLAN5Gx n-HT40 mode U-NII-1 Max OP and PSD_28112019_114652.png

RESULT: TC_VM_FCC15407_Max_Output_Power_and_PSD_V01					
Test Description	Lower Limit	Upper Limit	Measured	Unit	Verdict
Power Spectral Density	---	---	-12.43	dBm/1MHz	Information
Duty Cycle Correction	---	---	0	dB	Information
Power Spectral Density DC corrected	---	11	-12.43	dBm/1MHz	PASS

TEST FINISHED		
General Verdict	28.11.2019 11:46:52 / RT: 37 s	PASS

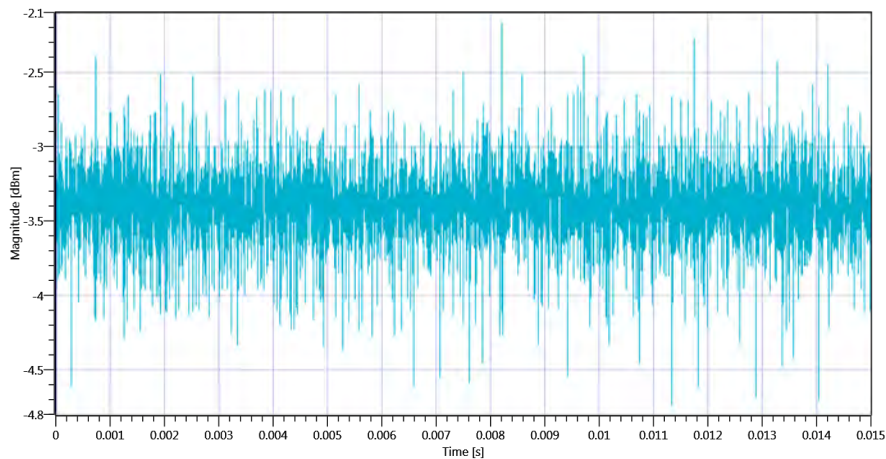
12. ISED Max Output Power and PSD ~ WLAN5Gx n-HT40 mode U-NII-2A

Test References	
TC Start	28.11.2019 11:52:34
System Version	1.0.0.24
Test Specification	ISED
Test Method	
Class / TC Version / TC ID	TC_VM_FCC15407_Max_Output_Power_and_PSD_V01 Version: 0.0.1 TCID_FCC15407_3
My Description	ISED Max Output Power & PSD - WLAN5Gx n-HT40 mode U-NII-2A
Add. Information	

Test Parameter	
Technology to test	WLAN5Gx n-HT40 mode U-NII-2A
Antenna Port used	1
Temperature	mid
Voltage	mid
Frequency low to test	True Freq [MHz] 5270
Frequency mid to test	False Freq [MHz] 0
Frequency high to test	False Freq [MHz] 5310
Switched Path	IUT - SignalingUnit - SpectrumAnalyzer
Devices in use	SA: Rohde&Schwarz,FSV-40,1307.9002K40/101042,3.60

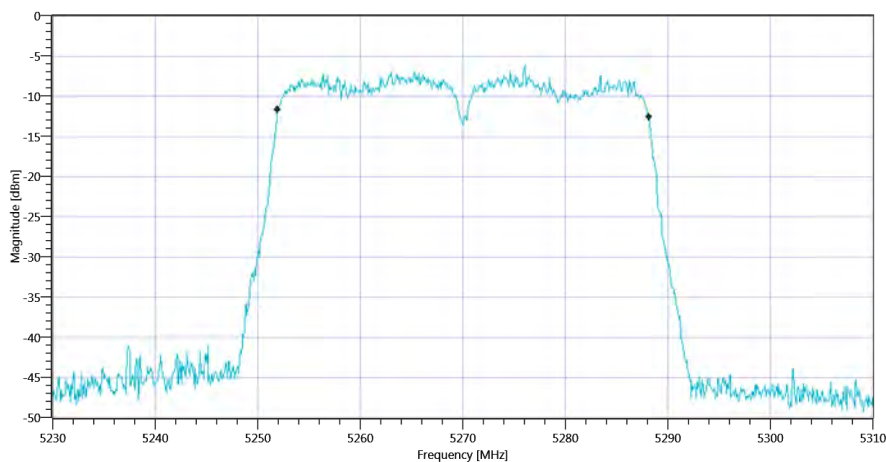
Test at TX 5270 MHz

RESULT: Duty Cycle evaluation					
Test Description	Lower Limit	Upper Limit	Measured	Unit	Verdict
No enough Bursts detected, Duty Cycle Burst Ratio set to 1					
Duty Cycle (Burst Ratio) max	---	---	1	---	Information
Duty Cycle max	---	---	0	dB	Information
Duty Cycle (Burst Ratio) min	---	---	1	---	Information
Duty Cycle min	---	---	0	dB	Information



Plot_ISED Max Output Power and PSD ~ WLAN5Gx n-HT40 mode U-NII-2A 5270 MHz - Duty Cycle_28112019_115247.png

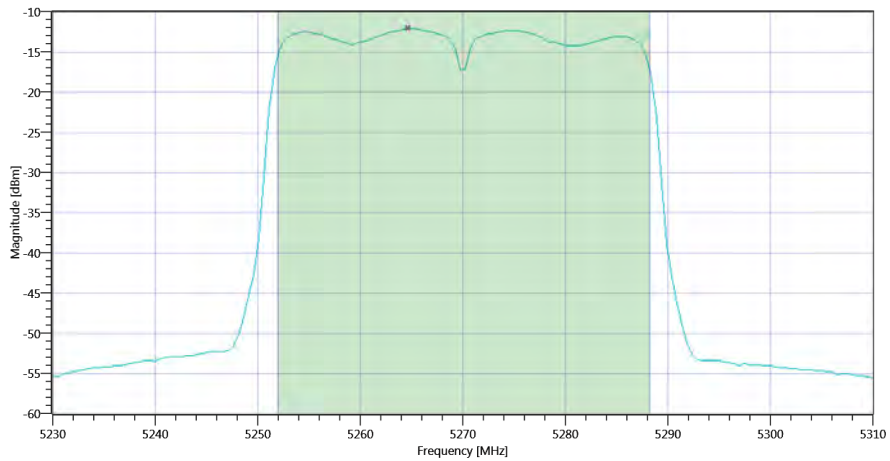
RESULT: TC_VM_FCC15407_Max_Output_Power_and_PSD_V01					
Test Description	Lower Limit	Upper Limit	Measured	Unit	Verdict
Bandwidth 99%	---	---	36.204	MHz	Information
T1 99%	---	---	5251.9381	MHz	Information
T2 99%	---	---	5288.1419	MHz	Information



Plot_ISED Max Output Power and PSD ~ WLAN5Gx n-HT40 mode U-NII-2A BW_28112019_115258.png

READ SA SETTINGS:	
RefLevel [dBm] RefLevelOffset [dB] InpAtt [dB]	7.94 14.47 10
Start [MHz] Stop [MHz]	5230.000 5310.000
RBW [MHz] VBW [MHz]	1.000000 3.000000
Detector TraceMode	RMS MAXH
Sweep: Time [ms] Count Points per Section Type	8000 1 160 SWE

RESULT: TC_VM_FCC15407_Max_Output_Power_and_PSD_V01					
Test Description	Lower Limit	Upper Limit	Measured	Unit	Verdict
Max Output Power	---	---	2.08	dBm	Information
Duty Cycle Correction	---	---	0	dB	Information
Limit absolute					
Max Output Power DC corrected	---	24	2.08	dBm	PASS
Limit by: 11 dBm + 10 log Bandwidth					
Max Output Power DC corrected	---	26.59	2.08	dBm	PASS



Plot_ISED Max Output Power and PSD ~ WLAN5Gx n-HT40 mode U-NII-2A Max OP and PSD_28112019_115311.png

RESULT: TC_VM_FCC15407_Max_Output_Power_and_PSD_V01					
Test Description	Lower Limit	Upper Limit	Measured	Unit	Verdict
Power Spectral Density	---	---	-12.13	dBm/1MHz	Information
Duty Cycle Correction	---	---	0	dB	Information
Power Spectral Density DC corrected	---	11	-12.13	dBm/1MHz	PASS

TEST FINISHED		
General Verdict	28.11.2019 11:53:11 / RT: 37 s	PASS

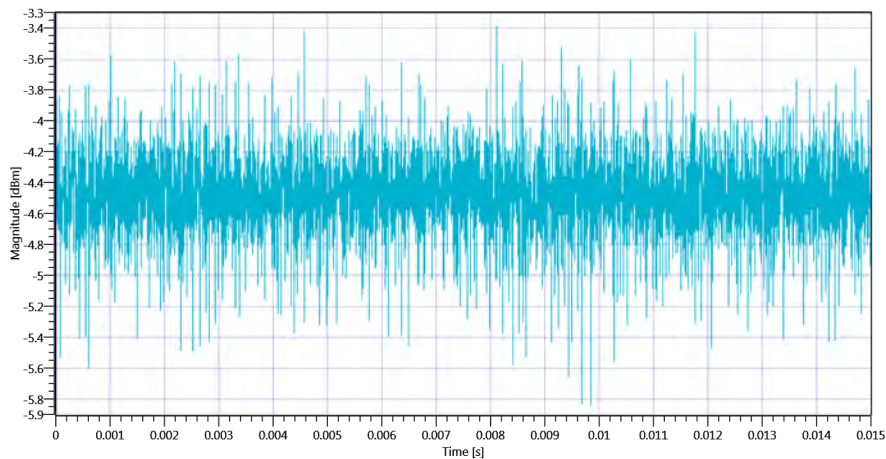
13. ISED Max Output Power and PSD ~ WLAN5Gx n-HT40 mode U-NII-2A

Test References	
TC Start	28.11.2019 11:55:52
System Version	1.0.0.24
Test Specification	ISED
Test Method	
Class / TC Version / TC ID	TC_VM_FCC15407_Max_Output_Power_and_PSD_V01 Version: 0.0.1 TCID_FCC15407_3
My Description	ISED Max Output Power & PSD - WLAN5Gx n-HT40 mode U-NII-2A
Add. Information	

Test Parameter	
Technology to test	WLAN5Gx n-HT40 mode U-NII-2A
Antenna Port used	1
Temperature	mid
Voltage	mid
Frequency low to test	False Freq [MHz] 5270
Frequency mid to test	False Freq [MHz] 0
Frequency high to test	True Freq [MHz] 5310
Switched Path	IUT - SignalingUnit - SpectrumAnalyzer
Devices in use	SA: Rohde&Schwarz,FSV-40,1307.9002K40/101042,3.60

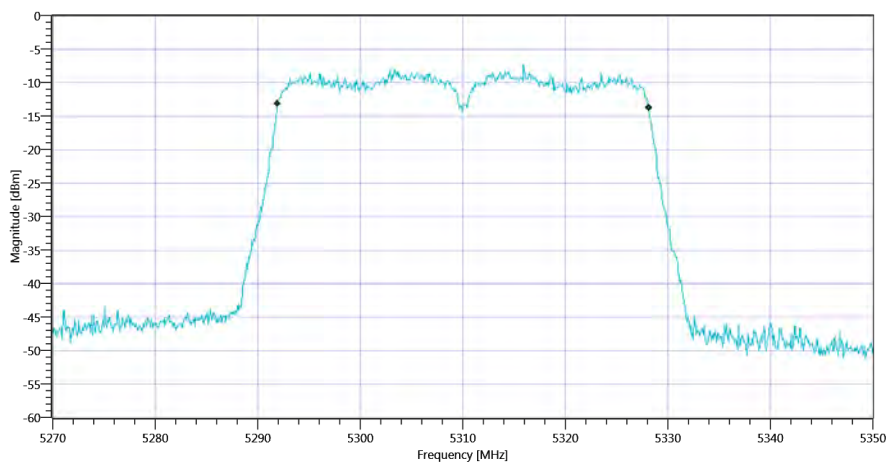
Test at TX 5310 MHz

RESULT: Duty Cycle evaluation					
Test Description	Lower Limit	Upper Limit	Measured	Unit	Verdict
No enough Bursts detected, Duty Cycle Burst Ratio set to 1					
Duty Cycle (Burst Ratio) max	---	---	1	---	Information
Duty Cycle max	---	---	0	dB	Information
Duty Cycle (Burst Ratio) min	---	---	1	---	Information
Duty Cycle min	---	---	0	dB	Information



Plot_ISED Max Output Power and PSD ~ WLAN5Gx n-HT40 mode U-NII-2A 5310 MHz - Duty Cycle_28112019_115605.png

RESULT: TC_VM_FCC15407_Max_Output_Power_and_PSD_V01					
Test Description	Lower Limit	Upper Limit	Measured	Unit	Verdict
Bandwidth 99%	---	---	36.204	MHz	Information
T1 99%	---	---	5291.9381	MHz	Information
T2 99%	---	---	5328.1419	MHz	Information

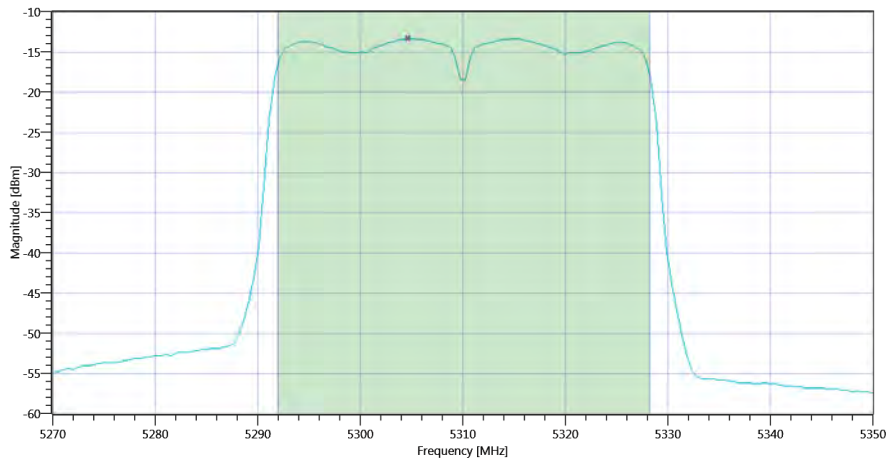


Plot_ISED Max Output Power and PSD ~ WLAN5Gx n-HT40 mode U-NII-2A BW_28112019_115616.png

READ SA SETTINGS:	
RefLevel [dBm] RefLevelOffset [dB] InpAtt [dB]	6.50 14.1 10
Start [MHz] Stop [MHz]	5270.000 5350.000
RBW [MHz] VBW [MHz]	1.000000 3.000000
Detector TraceMode	RMS MAXH
Sweep: Time [ms] Count Points per Section Type	8000 1 160 SWE

RESULT: TC_VM_FCC15407_Max_Output_Power_and_PSD_V01

Test Description	Lower Limit	Upper Limit	Measured	Unit	Verdict
Max Output Power	---	---	1.01	dBm	Information
Duty Cycle Correction	---	---	0	dB	Information
Limit absolute					
Max Output Power DC corrected	---	24	1.01	dBm	PASS
Limit by: 11 dBm + 10 log Bandwidth					
Max Output Power DC corrected	---	26.59	1.01	dBm	PASS



Plot_ISED Max Output Power and PSD ~ WLAN5Gx n-HT40 mode U-NII-2A Max OP and PSD_28112019_115629.png

RESULT: TC_VM_FCC15407_Max_Output_Power_and_PSD_V01

Test Description	Lower Limit	Upper Limit	Measured	Unit	Verdict
Power Spectral Density	---	---	-13.34	dBm/1MHz	Information
Duty Cycle Correction	---	---	0	dB	Information
Power Spectral Density DC corrected	---	11	-13.34	dBm/1MHz	PASS

TEST FINISHED

General Verdict	28.11.2019 11:56:30 / RT: 37 s	PASS
-----------------	--------------------------------	------

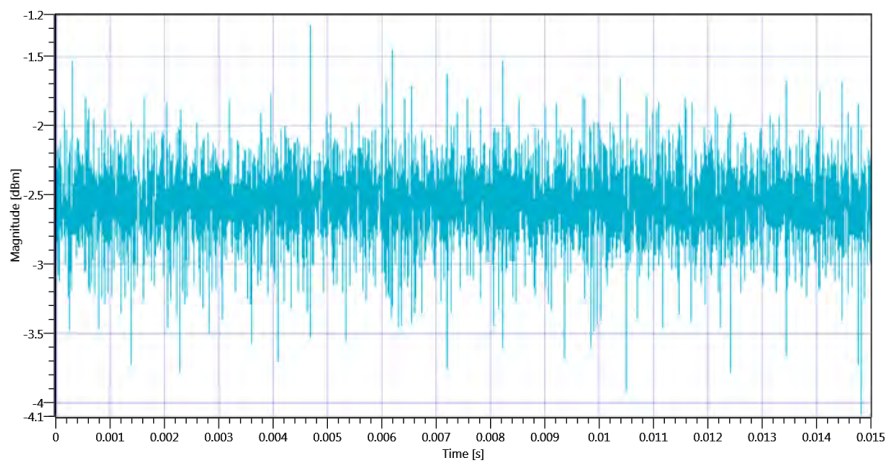
14. ISED Max Output Power and PSD ~ WLAN5Gx n-HT40 mode U-NII-2C

Test References	
TC Start	28.11.2019 12:08:20
System Version	1.0.0.24
Test Specification	ISED
Test Method	
Class / TC Version / TC ID	TC_VM_FCC15407_Max_Output_Power_and_PSD_V01 Version: 0.0.1 TCID_FCC15407_3
My Description	ISED Max Output Power & PSD - WLAN5Gx n-HT40 mode U-NII-2C
Add. Information	

Test Parameter	
Technology to test	WLAN5Gx n-HT40 mode U-NII-2C
Antenna Port used	1
Temperature	mid
Voltage	mid
Frequency low to test	True Freq [MHz] 5510
Frequency mid to test	False Freq [MHz] 5590
Frequency high to test	False Freq [MHz] 5670
Switched Path	IUT - SignalingUnit - SpectrumAnalyzer
Devices in use	SA: Rohde&Schwarz,FSV-40,1307.9002K40/101042,3.60

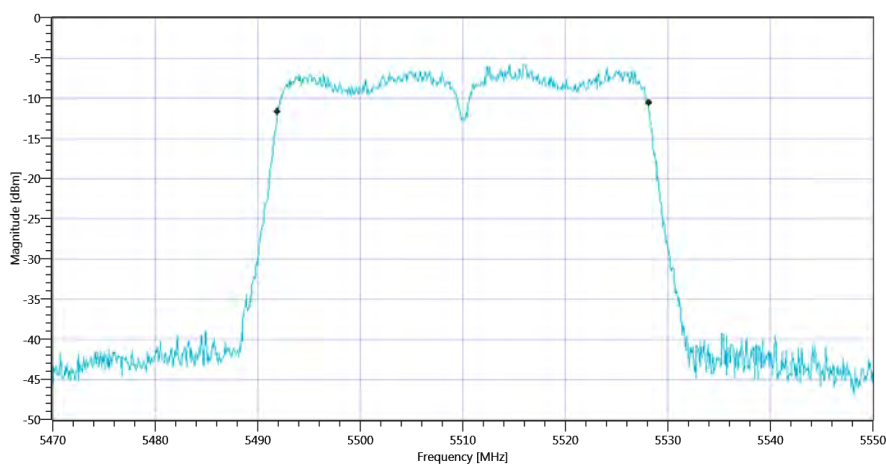
Test at TX 5510 MHz

RESULT: Duty Cycle evaluation					
Test Description	Lower Limit	Upper Limit	Measured	Unit	Verdict
No enough Bursts detected, Duty Cycle Burst Ratio set to 1					
Duty Cycle (Burst Ratio) max	---	---	1	---	Information
Duty Cycle max	---	---	0	dB	Information
Duty Cycle (Burst Ratio) min	---	---	1	---	Information
Duty Cycle min	---	---	0	dB	Information



Plot_ISED Max Output Power and PSD ~ WLAN5Gx n-HT40 mode U-NII-2C 5510 MHz - Duty Cycle_28112019_120834.png

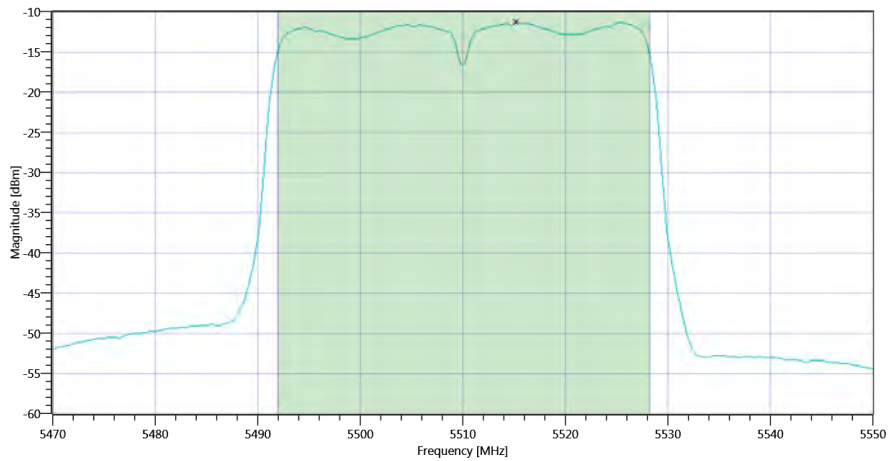
RESULT: TC_VM_FCC15407_Max_Output_Power_and_PSD_V01					
Test Description	Lower Limit	Upper Limit	Measured	Unit	Verdict
Bandwidth 99%	---	---	36.204	MHz	Information
T1 99%	---	---	5491.9381	MHz	Information
T2 99%	---	---	5528.1419	MHz	Information



Plot_ISED Max Output Power and PSD ~ WLAN5Gx n-HT40 mode U-NII-2C BW_28112019_120841.png

READ SA SETTINGS:	
RefLevel [dBm] RefLevelOffset [dB] InpAtt [dB]	8.21 14.09 10
Start [MHz] Stop [MHz]	5470.000 5550.000
RBW [MHz] VBW [MHz]	1.000000 3.000000
Detector TraceMode	RMS MAXH
Sweep: Time [ms] Count Points per Section Type	8000 1 160 SWE

RESULT: TC_VM_FCC15407_Max_Output_Power_and_PSD_V01					
Test Description	Lower Limit	Upper Limit	Measured	Unit	Verdict
Max Output Power	---	---	2.98	dBm	Information
Duty Cycle Correction	---	---	0	dB	Information
Limit absolute					
Max Output Power DC corrected	---	24	2.98	dBm	PASS
Limit by: 11 dBm + 10 log Bandwidth					
Max Output Power DC corrected	---	26.59	2.98	dBm	PASS



Plot_ISED Max Output Power and PSD ~ WLAN5Gx n-HT40 mode U-NII-2C Max OP and PSD_28112019_120854.png

RESULT: TC_VM_FCC15407_Max_Output_Power_and_PSD_V01					
Test Description	Lower Limit	Upper Limit	Measured	Unit	Verdict
Power Spectral Density	---	---	-11.34	dBm/1MHz	Information
Duty Cycle Correction	---	---	0	dB	Information
Power Spectral Density DC corrected	---	11	-11.34	dBm/1MHz	PASS

TEST FINISHED		
General Verdict	28.11.2019 12:08:55 / RT: 34 s	PASS

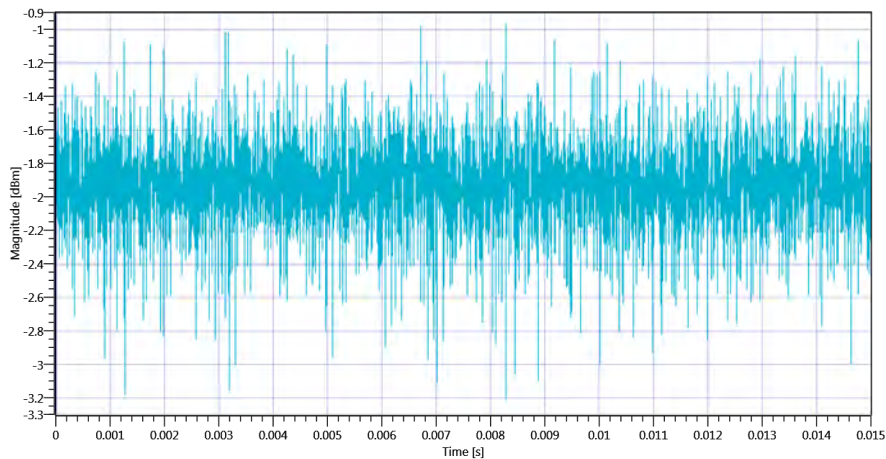
15. ISED Max Output Power and PSD ~ WLAN5Gx n-HT40 mode U-NII-2C

Test References	
TC Start	28.11.2019 12:10:13
System Version	1.0.0.24
Test Specification	ISED
Test Method	
Class / TC Version / TC ID	TC_VM_FCC15407_Max_Output_Power_and_PSD_V01 Version: 0.0.1 TCID_FCC15407_3
My Description	ISED Max Output Power & PSD - WLAN5Gx n-HT40 mode U-NII-2C
Add. Information	

Test Parameter	
Technology to test	WLAN5Gx n-HT40 mode U-NII-2C
Antenna Port used	1
Temperature	mid
Voltage	mid
Frequency low to test	False Freq [MHz] 5510
Frequency mid to test	True Freq [MHz] 5590
Frequency high to test	False Freq [MHz] 5670
Switched Path	IUT - SignalingUnit - SpectrumAnalyzer
Devices in use	SA: Rohde&Schwarz,FSV-40,1307.9002K40/101042,3.60

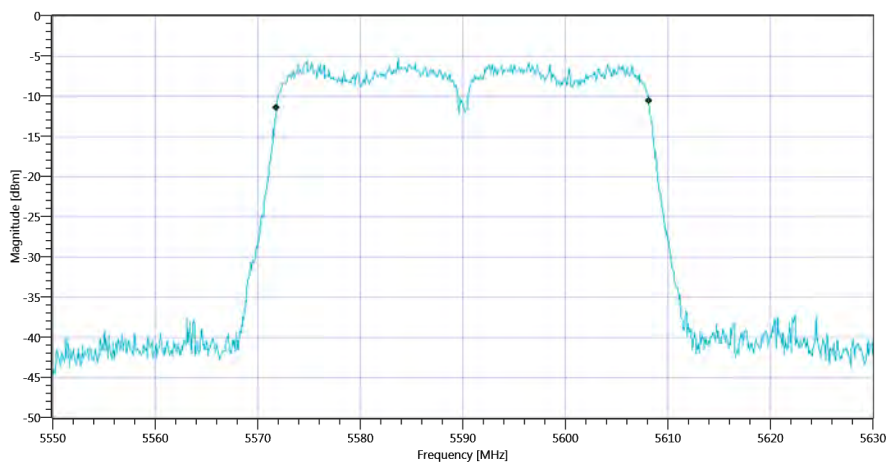
Test at TX 5590 MHz

RESULT: Duty Cycle evaluation					
Test Description	Lower Limit	Upper Limit	Measured	Unit	Verdict
No enough Bursts detected, Duty Cycle Burst Ratio set to 1					
Duty Cycle (Burst Ratio) max	---	---	1	---	Information
Duty Cycle max	---	---	0	dB	Information
Duty Cycle (Burst Ratio) min	---	---	1	---	Information
Duty Cycle min	---	---	0	dB	Information



Plot_ISED Max Output Power and PSD ~ WLAN5Gx n-HT40 mode U-NII-2C 5590 MHz - Duty Cycle_28112019_121027.png

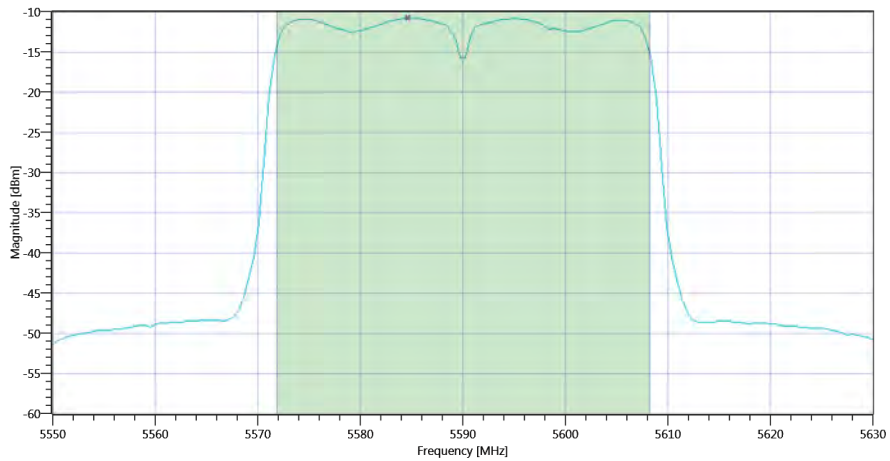
RESULT: TC_VM_FCC15407_Max_Output_Power_and_PSD_V01					
Test Description	Lower Limit	Upper Limit	Measured	Unit	Verdict
Bandwidth 99%	---	---	36.284	MHz	Information
T1 99%	---	---	5571.8581	MHz	Information
T2 99%	---	---	5608.1419	MHz	Information



Plot_ISED Max Output Power and PSD ~ WLAN5Gx n-HT40 mode U-NII-2C BW_28112019_121034.png

READ SA SETTINGS:	
RefLevel [dBm] RefLevelOffset [dB] InpAtt [dB]	8.94 14.17 10
Start [MHz] Stop [MHz]	5550.000 5630.000
RBW [MHz] VBW [MHz]	1.000000 3.000000
Detector TraceMode	RMS MAXH
Sweep: Time [ms] Count Points per Section Type	8000 1 160 SWE

RESULT: TC_VM_FCC15407_Max_Output_Power_and_PSD_V01					
Test Description	Lower Limit	Upper Limit	Measured	Unit	Verdict
Max Output Power	---	---	3.66	dBm	Information
Duty Cycle Correction	---	---	0	dB	Information
Limit absolute					
Max Output Power DC corrected	---	24	3.66	dBm	PASS
Limit by: 11 dBm + 10 log Bandwidth					
Max Output Power DC corrected	---	26.6	3.66	dBm	PASS



Plot_ISED Max Output Power and PSD ~ WLAN5Gx n-HT40 mode U-NII-2C Max OP and PSD_28112019_121047.png

RESULT: TC_VM_FCC15407_Max_Output_Power_and_PSD_V01					
Test Description	Lower Limit	Upper Limit	Measured	Unit	Verdict
Power Spectral Density	---	---	-10.78	dBm/1MHz	Information
Duty Cycle Correction	---	---	0	dB	Information
Power Spectral Density DC corrected	---	11	-10.78	dBm/1MHz	PASS

TEST FINISHED		
General Verdict	28.11.2019 12:10:48 / RT: 35 s	PASS

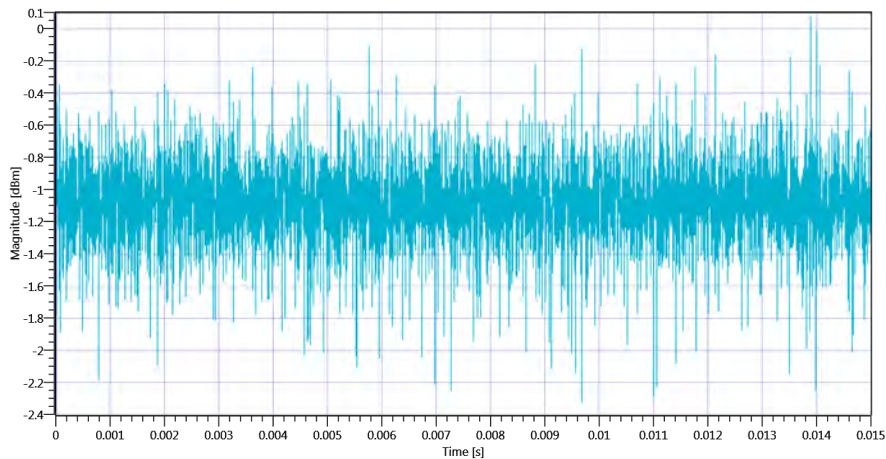
16. ISED Max Output Power and PSD ~ WLAN5Gx n-HT40 mode U-NII-2C

Test References	
TC Start	28.11.2019 12:12:05
System Version	1.0.0.24
Test Specification	ISED
Test Method	
Class / TC Version / TC ID	TC_VM_FCC15407_Max_Output_Power_and_PSD_V01 Version: 0.0.1 TCID_FCC15407_3
My Description	ISED Max Output Power & PSD - WLAN5Gx n-HT40 mode U-NII-2C
Add. Information	

Test Parameter	
Technology to test	WLAN5Gx n-HT40 mode U-NII-2C
Antenna Port used	1
Temperature	mid
Voltage	mid
Frequency low to test	False Freq [MHz] 5510
Frequency mid to test	False Freq [MHz] 5590
Frequency high to test	True Freq [MHz] 5670
Switched Path	IUT - SignalingUnit - SpectrumAnalyzer
Devices in use	SA: Rohde&Schwarz,FSV-40,1307.9002K40/101042,3.60

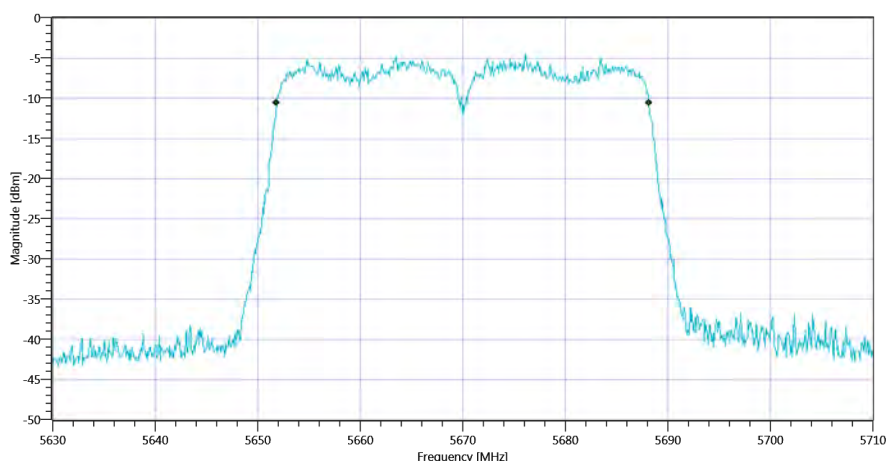
Test at TX 5670 MHz

RESULT: Duty Cycle evaluation					
Test Description	Lower Limit	Upper Limit	Measured	Unit	Verdict
No enough Bursts detected, Duty Cycle Burst Ratio set to 1					
Duty Cycle (Burst Ratio) max	---	---	1	---	Information
Duty Cycle max	---	---	0	dB	Information
Duty Cycle (Burst Ratio) min	---	---	1	---	Information
Duty Cycle min	---	---	0	dB	Information



Plot_ISED Max Output Power and PSD ~ WLAN5Gx n-HT40 mode U-NII-2C 5670 MHz - Duty Cycle_28112019_121218.png

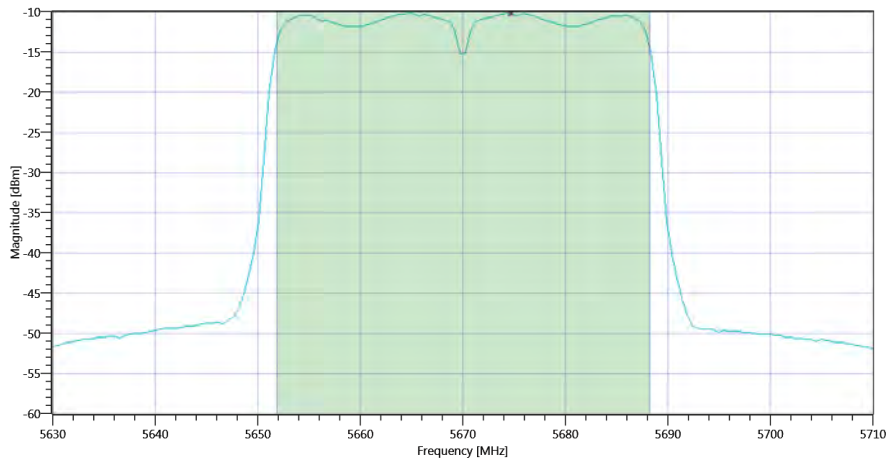
RESULT: TC_VM_FCC15407_Max_Output_Power_and_PSD_V01					
Test Description	Lower Limit	Upper Limit	Measured	Unit	Verdict
Bandwidth 99%	---	---	36.284	MHz	Information
T1 99%	---	---	5651.8581	MHz	Information
T2 99%	---	---	5688.1419	MHz	Information



Plot_ISED Max Output Power and PSD ~ WLAN5Gx n-HT40 mode U-NII-2C BW_28112019_121226.png

READ SA SETTINGS:	
RefLevel [dBm] RefLevelOffset [dB] InpAtt [dB]	9.41 14.28 10
Start [MHz] Stop [MHz]	5630.000 5710.000
RBW [MHz] VBW [MHz]	1.000000 3.000000
Detector TraceMode	RMS MAXH
Sweep: Time [ms] Count Points per Section Type	8000 1 160 SWE

RESULT: TC_VM_FCC15407_Max_Output_Power_and_PSD_V01					
Test Description	Lower Limit	Upper Limit	Measured	Unit	Verdict
Max Output Power	---	---	4.24	dBm	Information
Duty Cycle Correction	---	---	0	dB	Information
Limit absolute					
Max Output Power DC corrected	---	24	4.24	dBm	PASS
Limit by: 11 dBm + 10 log Bandwidth					
Max Output Power DC corrected	---	26.6	4.24	dBm	PASS



Plot_ISED Max Output Power and PSD ~ WLAN5Gx n-HT40 mode U-NII-2C Max OP and PSD_28112019_121239.png

RESULT: TC_VM_FCC15407_Max_Output_Power_and_PSD_V01					
Test Description	Lower Limit	Upper Limit	Measured	Unit	Verdict
Power Spectral Density	---	---	-10.18	dBm/1MHz	Information
Duty Cycle Correction	---	---	0	dB	Information
Power Spectral Density DC corrected	---	11	-10.18	dBm/1MHz	PASS

TEST FINISHED		
General Verdict	28.11.2019 12:12:40 / RT: 34 s	PASS

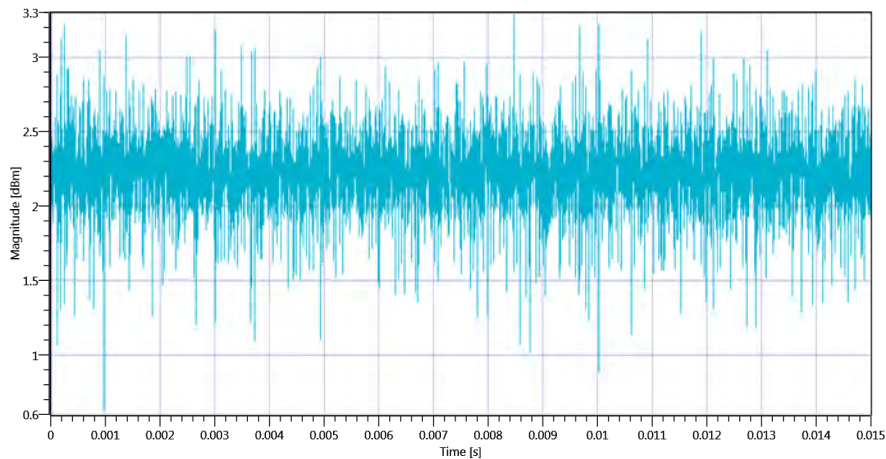
17. ISED Max Output Power and PSD ~ WLAN5Gx n-HT40 mode U-NII-3

Test References	
TC Start	28.11.2019 12:14:12
System Version	1.0.0.24
Test Specification	ISED
Test Method	
Class / TC Version / TC ID	TC_VM_FCC15407_Max_Output_Power_and_PSD_V01 Version: 0.0.1 TCID_FCC15407_3
My Description	ISED Max Output Power & PSD - WLAN5Gx n-HT40 mode U-NII-3
Add. Information	

Test Parameter	
Technology to test	WLAN5Gx n-HT40 mode U-NII-3
Antenna Port used	1
Temperature	mid
Voltage	mid
Frequency low to test	True Freq [MHz] 5755
Frequency mid to test	False Freq [MHz] 0
Frequency high to test	False Freq [MHz] 5795
Switched Path	IUT - SignalingUnit - SpectrumAnalyzer
Devices in use	SA: Rohde&Schwarz,FSV-40,1307.9002K40/101042,3.60

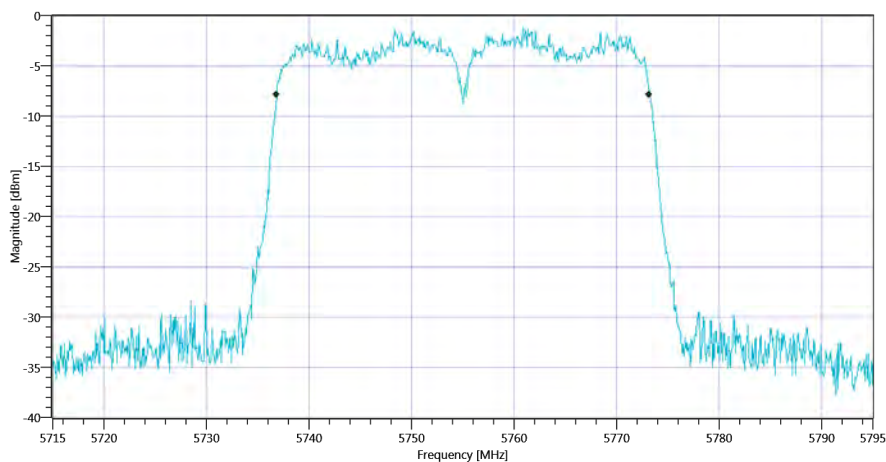
Test at TX 5755 MHz

RESULT: Duty Cycle evaluation					
Test Description	Lower Limit	Upper Limit	Measured	Unit	Verdict
No enough Bursts detected, Duty Cycle Burst Ratio set to 1					
Duty Cycle (Burst Ratio) max	---	---	1	---	Information
Duty Cycle max	---	---	0	dB	Information
Duty Cycle (Burst Ratio) min	---	---	1	---	Information
Duty Cycle min	---	---	0	dB	Information



Plot_ISED Max Output Power and PSD ~ WLAN5Gx n-HT40 mode U-NII-3 5755 MHz - Duty Cycle_28112019_121425.png

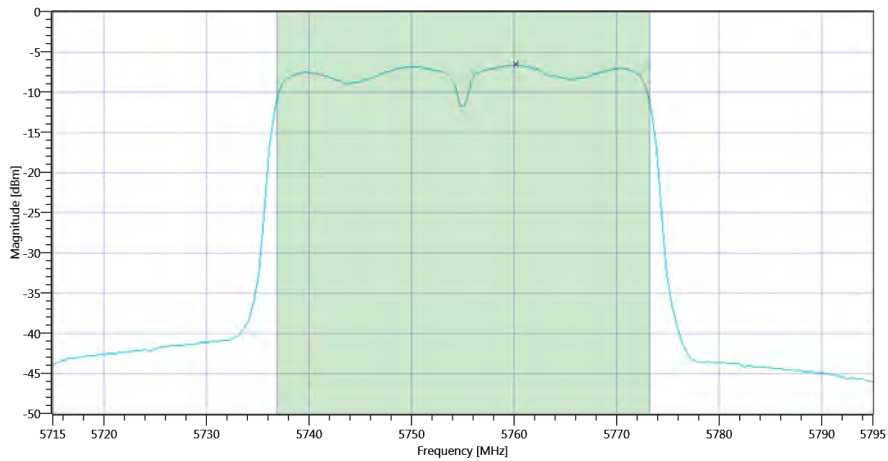
RESULT: TC_VM_FCC15407_Max_Output_Power_and_PSD_V01					
Test Description	Lower Limit	Upper Limit	Measured	Unit	Verdict
Bandwidth 99%	---	---	36.364	MHz	Information
T1 99%	---	---	5736.8581	MHz	Information
T2 99%	---	---	5773.2218	MHz	Information



Plot_ISED Max Output Power and PSD ~ WLAN5Gx n-HT40 mode U-NII-3 BW_28112019_121433.png

READ SA SETTINGS:	
RefLevel [dBm] RefLevelOffset [dB] InpAtt [dB]	12.84 14.19 15
Start [MHz] Stop [MHz]	5715.000 5795.000
RBW [MHz] VBW [MHz]	1.000000 3.000000
Detector TraceMode	RMS MAXH
Sweep: Time [ms] Count Points per Section Type	8000 1 160 SWE

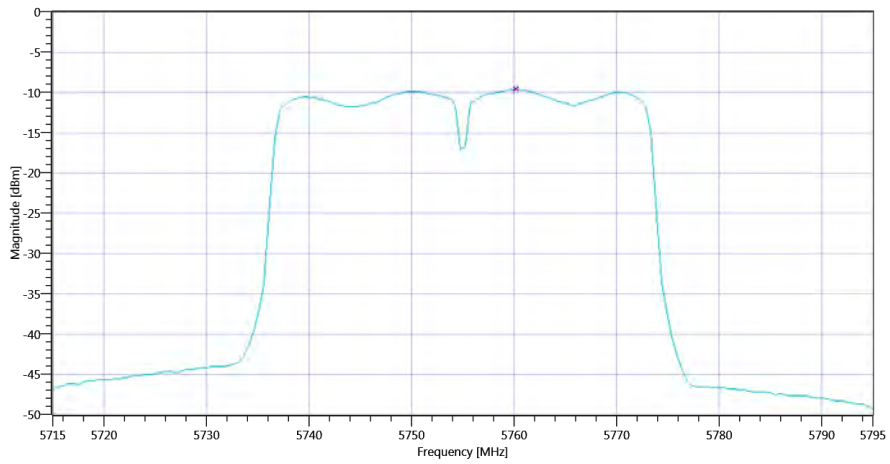
RESULT: TC_VM_FCC15407_Max_Output_Power_and_PSD_V01					
Test Description	Lower Limit	Upper Limit	Measured	Unit	Verdict
Max Output Power	---	---	7.58	dBm	Information
Duty Cycle Correction	---	---	0	dB	Information
Limit absolute					
Max Output Power DC corrected	---	30	7.58	dBm	PASS
Limit by: 11 dBm + 10 log Bandwidth					
Max Output Power DC corrected	---	26.61	7.58	dBm	not applicable



Plot_ISED Max Output Power and PSD ~ WLAN5Gx n-HT40 mode U-NII-3 Max OP and PSD_28112019_121446.png

READ SA SETTINGS:	
RefLevel [dBm] RefLevelOffset [dB] InpAtt [dB]	12.84 14.19 15
Start [MHz] Stop [MHz]	5715.000 5795.000
RBW [MHz] VBW [MHz]	0.500000 3.000000
Detector TraceMode	RMS MAXH
Sweep: Time [ms] Count Points per Section Type	8000 1 160 SWE

RESULT: TC_VM_FCC15407_Max_Output_Power_and_PSD_V01					
Test Description	Lower Limit	Upper Limit	Measured	Unit	Verdict
Power Spectral Density	---	---	-9.66	dBm/0.5MHz	Information
Duty Cycle Correction	---	---	0	dB	Information
Power Spectral Density DC corrected	---	30	-9.66	dBm/0.5MHz	PASS



Plot_ISED Max Output Power and PSD ~ WLAN5Gx n-HT40 mode U-NII-3 PSD UNII-3_28112019_121458.png

TEST FINISHED

General Verdict

28.11.2019 12:14:58 / RT: 46 s

PASS

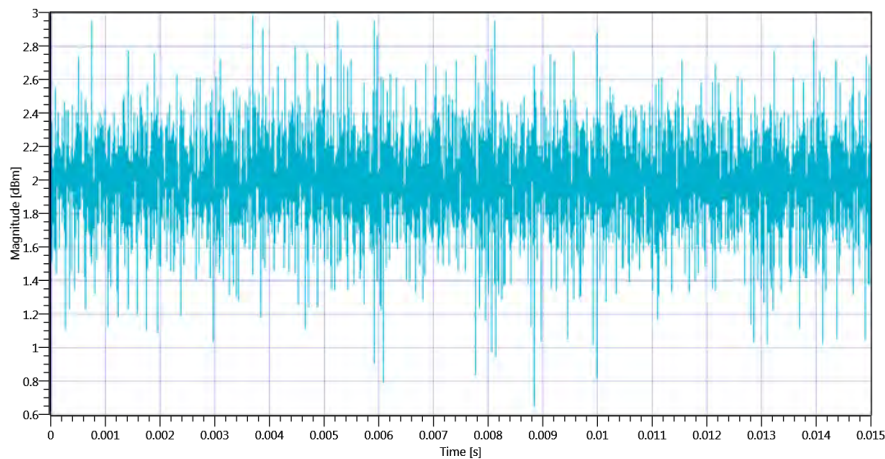
18. ISED Max Output Power and PSD ~ WLAN5Gx n-HT40 mode U-NII-3

Test References	
TC Start	28.11.2019 12:16:29
System Version	1.0.0.24
Test Specification	ISED
Test Method	
Class / TC Version / TC ID	TC_VM_FCC15407_Max_Output_Power_and_PSD_V01 Version: 0.0.1 TCID_FCC15407_3
My Description	ISED Max Output Power & PSD - WLAN5Gx n-HT40 mode U-NII-3
Add. Information	

Test Parameter	
Technology to test	WLAN5Gx n-HT40 mode U-NII-3
Antenna Port used	1
Temperature	mid
Voltage	mid
Frequency low to test	False Freq [MHz] 5755
Frequency mid to test	False Freq [MHz] 0
Frequency high to test	True Freq [MHz] 5795
Switched Path	IUT - SignalingUnit - SpectrumAnalyzer
Devices in use	SA: Rohde&Schwarz,FSV-40,1307.9002K40/101042,3.60

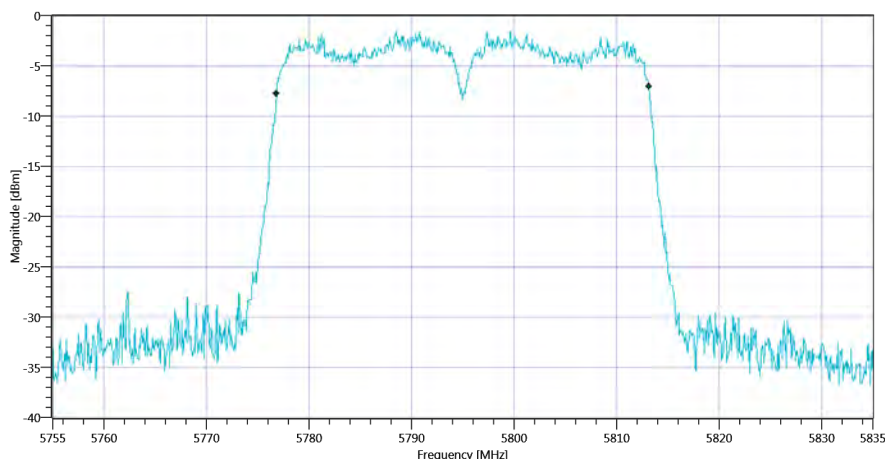
Test at TX 5795 MHz

RESULT: Duty Cycle evaluation					
Test Description	Lower Limit	Upper Limit	Measured	Unit	Verdict
No enough Bursts detected, Duty Cycle Burst Ratio set to 1					
Duty Cycle (Burst Ratio) max	---	---	1	---	Information
Duty Cycle max	---	---	0	dB	Information
Duty Cycle (Burst Ratio) min	---	---	1	---	Information
Duty Cycle min	---	---	0	dB	Information



Plot_ISED Max Output Power and PSD ~ WLAN5Gx n-HT40 mode U-NII-3 5795 MHz - Duty Cycle_28112019_121643.png

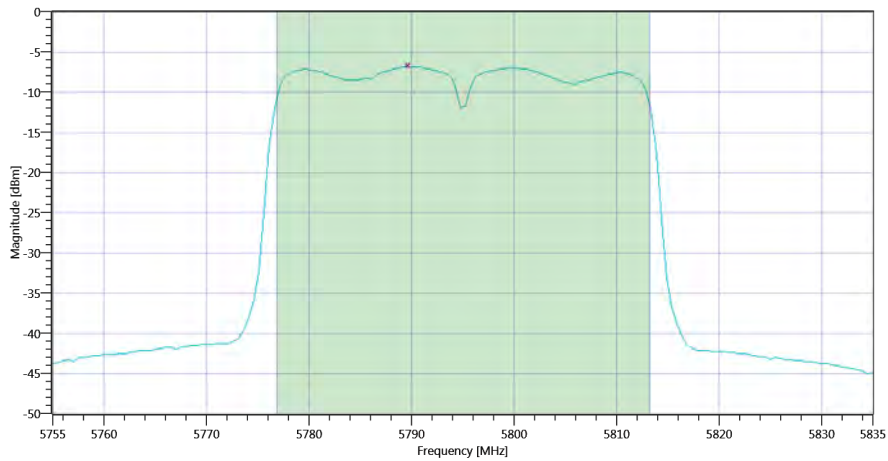
RESULT: TC_VM_FCC15407_Max_Output_Power_and_PSD_V01					
Test Description	Lower Limit	Upper Limit	Measured	Unit	Verdict
Bandwidth 99%	---	---	36.284	MHz	Information
T1 99%	---	---	5776.8581	MHz	Information
T2 99%	---	---	5813.1419	MHz	Information



Plot_ISED Max Output Power and PSD ~ WLAN5Gx n-HT40 mode U-NII-3 BW_28112019_121651.png

READ SA SETTINGS:	
RefLevel [dBm] RefLevelOffset [dB] InpAtt [dB]	12.73 14.3 15
Start [MHz] Stop [MHz]	5755.000 5835.000
RBW [MHz] VBW [MHz]	1.000000 3.000000
Detector TraceMode	RMS MAXH
Sweep: Time [ms] Count Points per Section Type	8000 1 160 SWE

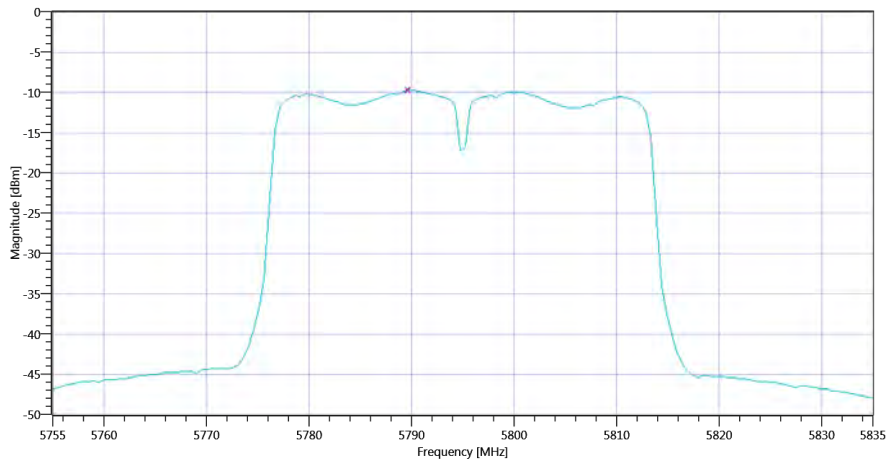
RESULT: TC_VM_FCC15407_Max_Output_Power_and_PSD_V01					
Test Description	Lower Limit	Upper Limit	Measured	Unit	Verdict
Max Output Power	---	---	7.46	dBm	Information
Duty Cycle Correction	---	---	0	dB	Information
Limit absolute					
Max Output Power DC corrected	---	30	7.46	dBm	PASS
Limit by: 11 dBm + 10 log Bandwidth					
Max Output Power DC corrected	---	26.6	7.46	dBm	not applicable



Plot_ISED Max Output Power and PSD ~ WLAN5Gx n-HT40 mode U-NII-3 Max OP and PSD_28112019_121704.png

READ SA SETTINGS:	
RefLevel [dBm] RefLevelOffset [dB] InpAtt [dB]	12.73 14.3 15
Start [MHz] Stop [MHz]	5755.000 5835.000
RBW [MHz] VBW [MHz]	0.500000 3.000000
Detector TraceMode	RMS MAXH
Sweep: Time [ms] Count Points per Section Type	8000 1 160 SWE

RESULT: TC_VM_FCC15407_Max_Output_Power_and_PSD_V01					
Test Description	Lower Limit	Upper Limit	Measured	Unit	Verdict
Power Spectral Density	---	---	-9.81	dBm/0.5MHz	Information
Duty Cycle Correction	---	---	0	dB	Information
Power Spectral Density DC corrected	---	30	-9.81	dBm/0.5MHz	PASS



Plot_ISED Max Output Power and PSD ~ WLAN5Gx n-HT40 mode U-NII-3 PSD UNII-3_28112019_121716.png

TEST FINISHED

General Verdict

28.11.2019 12:17:16 / RT: 46 s

PASS

19. FCC Part 15.407 & ISED Bandwidths ~ WLAN5Gx n-HT40 mode U-NII-1

Test References	
TC Start	26.11.2019 15:28:15
System Version	1.0.0.24
Test Specification	FCC Part 15.407 & ISET RSS-GEN
Test Method	26dB Bandwidth KDB789033 D02, C.1 / ISED RSS-GEN
Class / TC Version / TC ID	TC_VM_FCC15407_Bandwidths_V01 Version: 0.0.1 TCID_FCC15407_1
My Description	FCC 15.407 Bandwidths - WLAN5Gx n-HT40 mode U-NII-1
Add. Information	

Test Parameter	
Technology to test	WLAN5Gx n-HT40 mode U-NII-1
Antenna Port used	1
Temperature	mid
Voltage	mid
Frequency low to test	True Freq [MHz] 5190
Frequency mid to test	False Freq [MHz] 0
Frequency high to test	False Freq [MHz] 5230
Switched Path	IUT - SignalingUnit - SpectrumAnalyzer
Devices in use	SA: Rohde&Schwarz,FSV-40,1307.9002K40/101042,3.60

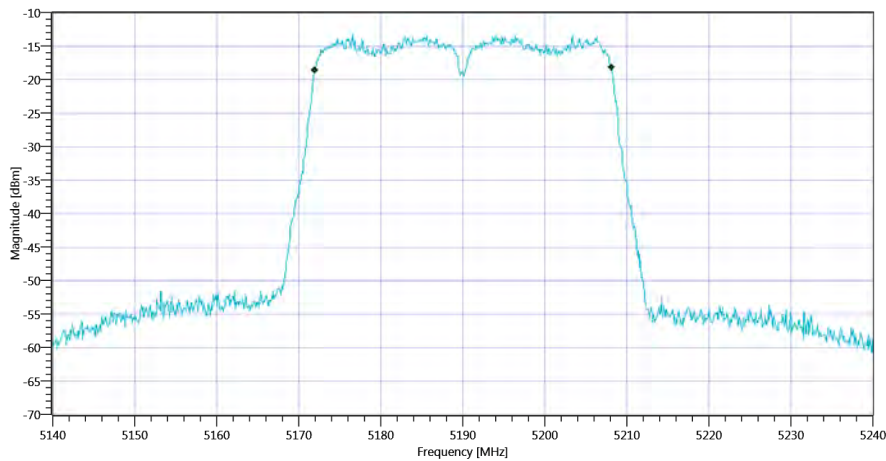
Test at TX 5190 MHz

READ SA SETTINGS:

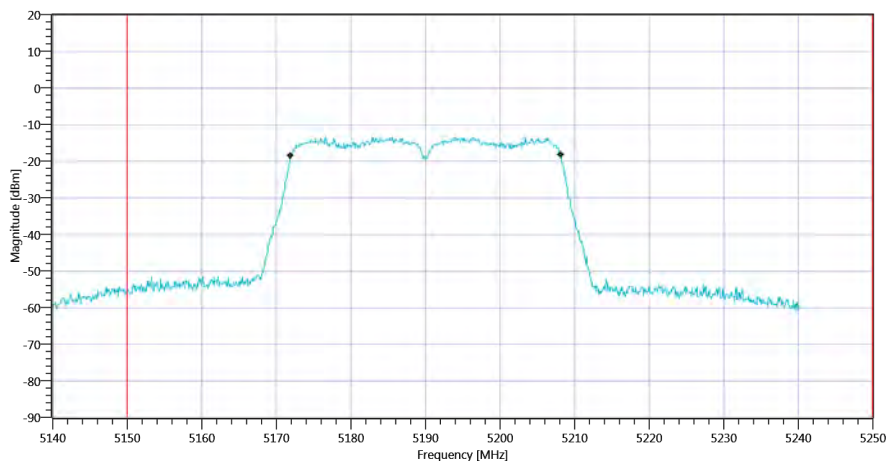
RefLevel [dBm] RefLevelOffset [dB] InpAtt [dB]	-2.10 14.28 0
Start [MHz] Stop [MHz]	5140.000 5240.000
RBW [MHz] VBW [MHz]	0.500000 3.000000
Detector TraceMode	POS MAXH
Sweep: Time [ms] Count Points per Section Type	1 2500 1001 SWE

RESULT: TC_VM_FCC15407_Bandwidths_V01

Test Description	Lower Limit	Upper Limit	Measured	Unit	Verdict
Bandwidth 99%	---	---	36.264	MHz	Information
T1 99%	5150.000000	---	5171.9181	MHz	PASS
T2 99%	---	5250.000000	5208.1818	MHz	PASS



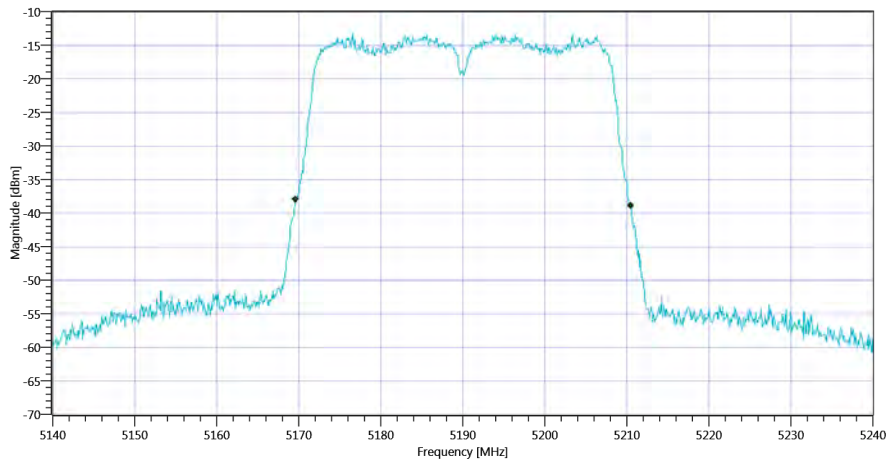
Plot_FCC Part 15.407 & ISED Bandwidths ~ WLAN5Gx n-HT40 mode U-NII-1 99PCT_26112019_152840.png



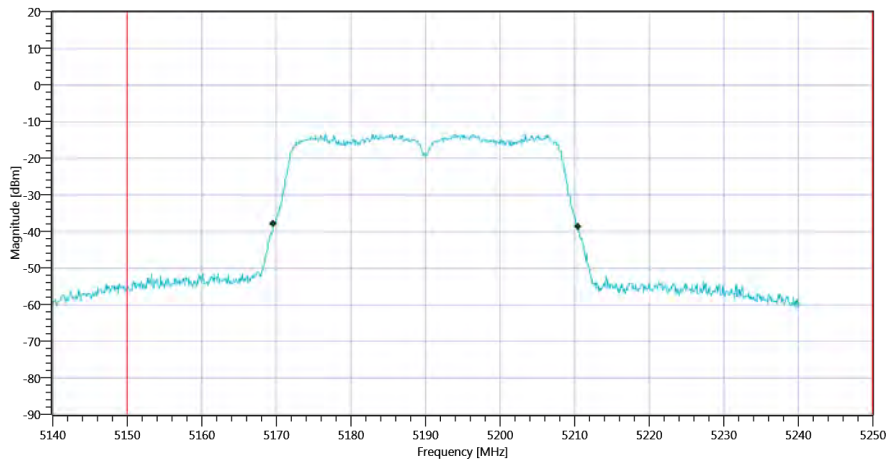
Plot_FCC Part 15.407 & ISED Bandwidths ~ WLAN5Gx n-HT40 mode U-NII-1_26112019_152843.png

RESULT: TC_VM_FCC15407_Bandwidths_V01

Test Description	Lower Limit	Upper Limit	Measured	Unit	Verdict
Bandwidth 26dB	---	---	40.9	MHz	Information
T1 26dB	5150.000000	---	5169.6000	MHz	PASS
T2 26dB	---	5250.000000	5210.5000	MHz	PASS



Plot_FCC Part 15.407 & ISED Bandwidths ~ WLAN5Gx n-HT40 mode U-NII-1 26dB_26112019_152846.png



Plot_FCC Part 15.407 & ISED Bandwidths ~ WLAN5Gx n-HT40 mode U-NII-1_26112019_152849.png

TEST FINISHED

General Verdict

26.11.2019 15:28:49 / RT: 34 s

PASS

20. FCC Part 15.407 & ISED Bandwidths ~ WLAN5Gx n-HT40 mode U-NII-1

Test References	
TC Start	26.11.2019 15:31:17
System Version	1.0.0.24
Test Specification	FCC Part 15.407 & ISET RSS-GEN
Test Method	26dB Bandwidth KDB789033 D02, C.1 / ISED RSS-GEN
Class / TC Version / TC ID	TC_VM_FCC15407_Bandwidths_V01 Version: 0.0.1 TCID_FCC15407_1
My Description	FCC 15.407 Bandwidths - WLAN5Gx n-HT40 mode U-NII-1
Add. Information	

Test Parameter	
Technology to test	WLAN5Gx n-HT40 mode U-NII-1
Antenna Port used	1
Temperature	mid
Voltage	mid
Frequency low to test	False Freq [MHz] 5190
Frequency mid to test	False Freq [MHz] 0
Frequency high to test	True Freq [MHz] 5230
Switched Path	IUT - SignalingUnit - SpectrumAnalyzer
Devices in use	SA: Rohde&Schwarz,FSV-40,1307.9002K40/101042,3.60

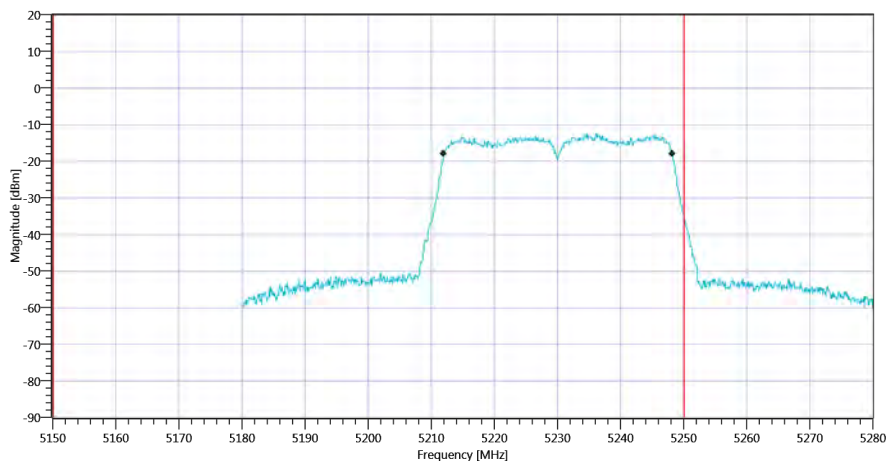
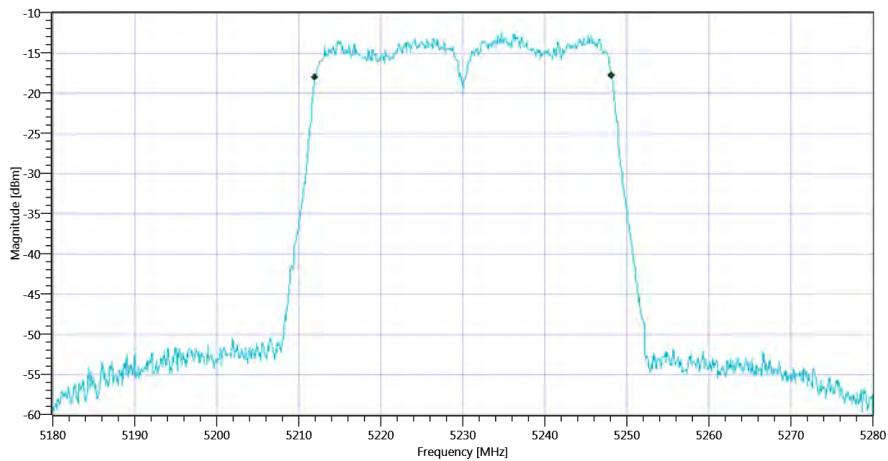
Test at TX 5230 MHz

READ SA SETTINGS:

RefLevel [dBm] RefLevelOffset [dB] InpAtt [dB]	-2.02 14.53 0
Start [MHz] Stop [MHz]	5180.000 5280.000
RBW [MHz] VBW [MHz]	0.500000 3.000000
Detector TraceMode	POS MAXH
Sweep: Time [ms] Count Points per Section Type	1 2500 1001 SWE

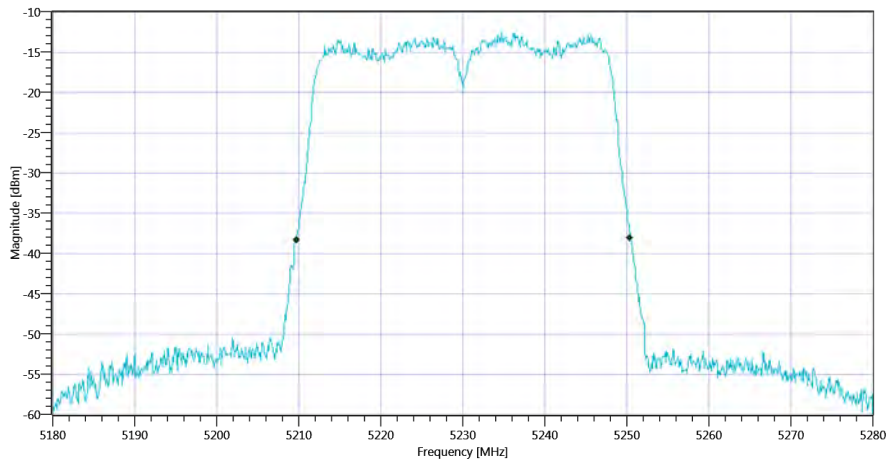
RESULT: TC_VM_FCC15407_Bandwidths_V01

Test Description	Lower Limit	Upper Limit	Measured	Unit	Verdict
Bandwidth 99%	---	---	36.164	MHz	Information
T1 99%	5150.000000	---	5212.0180	MHz	PASS
T2 99%	---	5250.000000	5248.1818	MHz	PASS

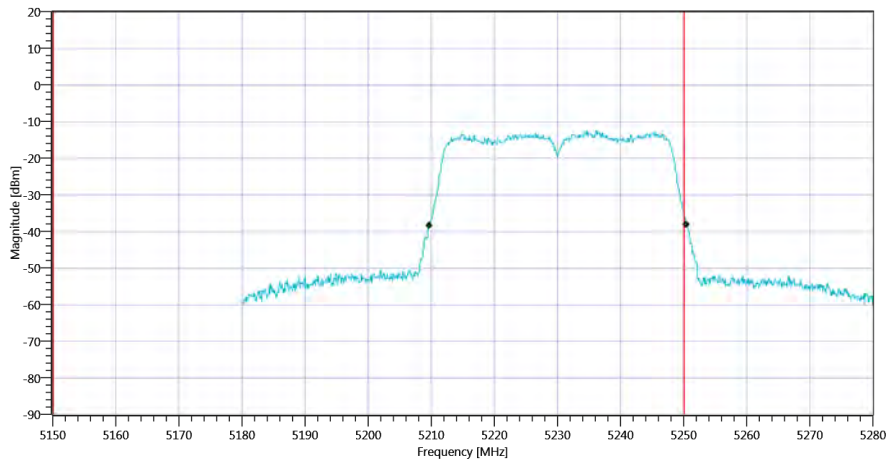


RESULT: TC_VM_FCC15407_Bandwidths_V01

Test Description	Lower Limit	Upper Limit	Measured	Unit	Verdict
Bandwidth 26dB	---	---	40.7	MHz	Information
T1 26dB	5150.000000	---	5209.7000	MHz	PASS
T2 26dB	---	5250.000000	5250.4000	MHz	DFS required



Plot_FCC Part 15.407 & ISED Bandwidths ~ WLAN5Gx n-HT40 mode U-NII-1 26dB_26112019_153148.png



Plot_FCC Part 15.407 & ISED Bandwidths ~ WLAN5Gx n-HT40 mode U-NII-1_26112019_153151.png

TEST FINISHED

General Verdict

26.11.2019 15:31:51 / RT: 34 s

PASS

21. FCC Part 15.407 & ISED Bandwidths ~ WLAN5Gx n-HT40 mode U-NII-2A

Test References	
TC Start	26.11.2019 15:34:33
System Version	1.0.0.24
Test Specification	FCC Part 15.407 & ISET RSS-GEN
Test Method	26dB Bandwidth KDB789033 D02, C.1 / ISED RSS-GEN
Class / TC Version / TC ID	TC_VM_FCC15407_Bandwidths_V01 Version: 0.0.1 TCID_FCC15407_1
My Description	FCC 15.407 Bandwidths - WLAN5Gx n-HT40 mode U-NII-2A
Add. Information	

Test Parameter	
Technology to test	WLAN5Gx n-HT40 mode U-NII-2A
Antenna Port used	1
Temperature	mid
Voltage	mid
Frequency low to test	True Freq [MHz] 5270
Frequency mid to test	False Freq [MHz] 0
Frequency high to test	False Freq [MHz] 5310
Switched Path	IUT - SignalingUnit - SpectrumAnalyzer
Devices in use	SA: Rohde&Schwarz,FSV-40,1307.9002K40/101042,3.60

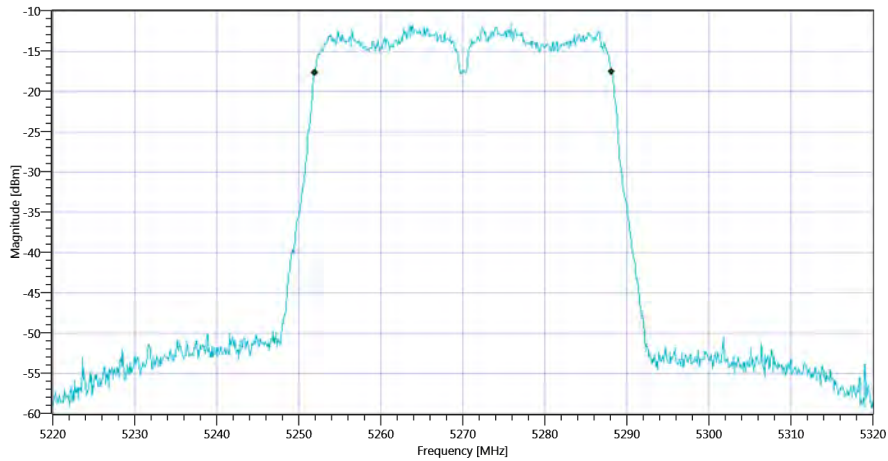
Test at TX 5270 MHz

READ SA SETTINGS:

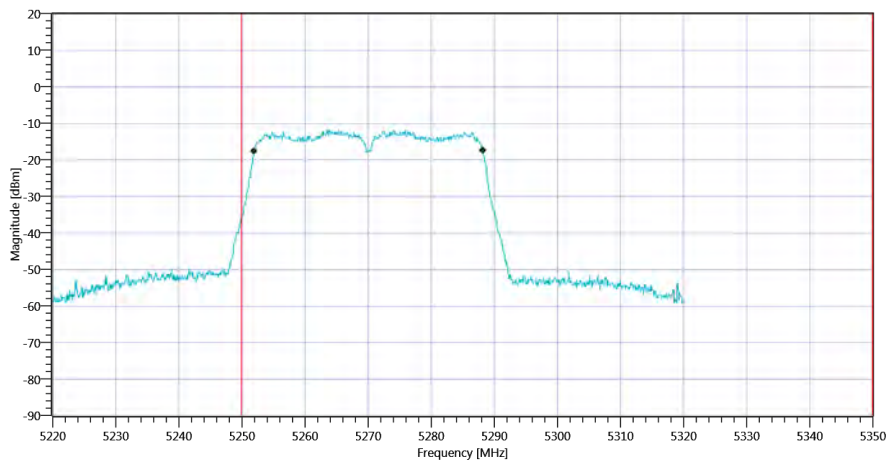
RefLevel [dBm] RefLevelOffset [dB] InpAtt [dB]	-1.53 14.47 0
Start [MHz] Stop [MHz]	5220.000 5320.000
RBW [MHz] VBW [MHz]	0.500000 3.000000
Detector TraceMode	POS MAXH
Sweep: Time [ms] Count Points per Section Type	1 2500 1001 SWE

RESULT: TC_VM_FCC15407_Bandwidths_V01

Test Description	Lower Limit	Upper Limit	Measured	Unit	Verdict
Bandwidth 99%	---	---	36.264	MHz	Information
T1 99%	5250.000000	---	5251.9181	MHz	PASS since U-NII-1 is supported
T2 99%	---	5350.000000	5288.1818	MHz	PASS



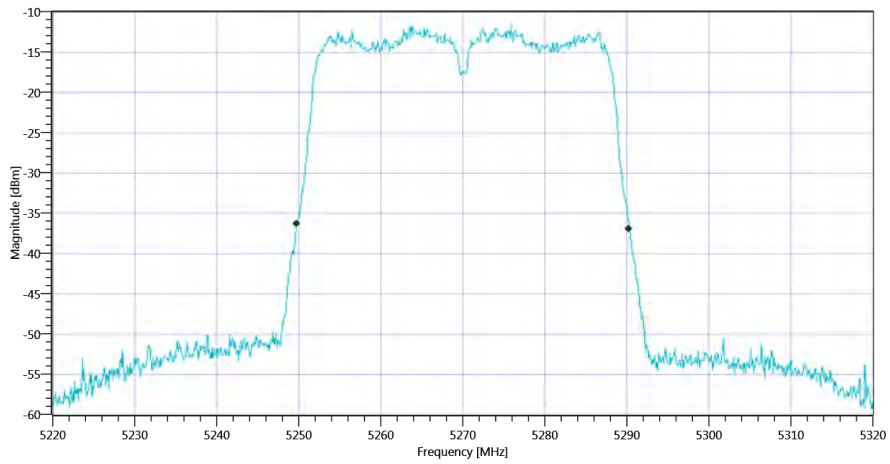
Plot_FCC Part 15.407 & ISSED Bandwidths ~ WLAN5Gx n-HT40 mode U-NII-2A 99PCT_26112019_153458.png



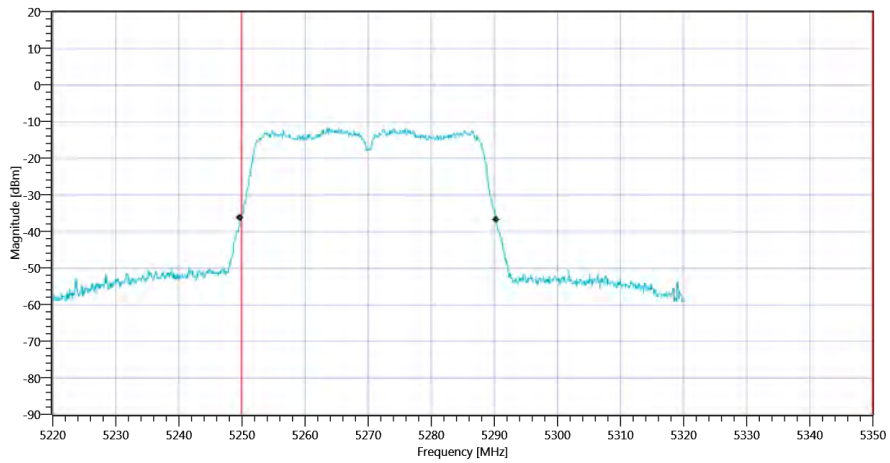
Plot_FCC Part 15.407 & ISSED Bandwidths ~ WLAN5Gx n-HT40 mode U-NII-2A_26112019_153501.png

RESULT: TC_VM_FCC15407_Bandwidths_V01

Test Description	Lower Limit	Upper Limit	Measured	Unit	Verdict
Bandwidth 26dB	---	---	40.6	MHz	Information
T1 26dB	5250.000000	---	5249.7000	MHz	PASS since U-NII-1 is supported
T2 26dB	---	5350.000000	5290.3000	MHz	PASS



Plot_FCC Part 15.407 & ISED Bandwidths ~ WLAN5Gx n-HT40 mode U-NII-2A 26dB_26112019_153504.png



Plot_FCC Part 15.407 & ISED Bandwidths ~ WLAN5Gx n-HT40 mode U-NII-2A_26112019_153507.png

TEST FINISHED

General Verdict

26.11.2019 15:35:07 / RT: 33 s

PASS

22. FCC Part 15.407 & ISED Bandwidths ~ WLAN5Gx n-HT40 mode U-NII-2A

Test References	
TC Start	26.11.2019 15:38:53
System Version	1.0.0.24
Test Specification	FCC Part 15.407 & ISET RSS-GEN
Test Method	26dB Bandwidth KDB789033 D02, C.1 / ISED RSS-GEN
Class / TC Version / TC ID	TC_VM_FCC15407_Bandwidths_V01 Version: 0.0.1 TCID_FCC15407_1
My Description	FCC 15.407 Bandwidths - WLAN5Gx n-HT40 mode U-NII-2A
Add. Information	

Test Parameter	
Technology to test	WLAN5Gx n-HT40 mode U-NII-2A
Antenna Port used	1
Temperature	mid
Voltage	mid
Frequency low to test	False Freq [MHz] 5270
Frequency mid to test	False Freq [MHz] 0
Frequency high to test	True Freq [MHz] 5310
Switched Path	IUT - SignalingUnit - SpectrumAnalyzer
Devices in use	SA: Rohde&Schwarz,FSV-40,1307.9002K40/101042,3.60

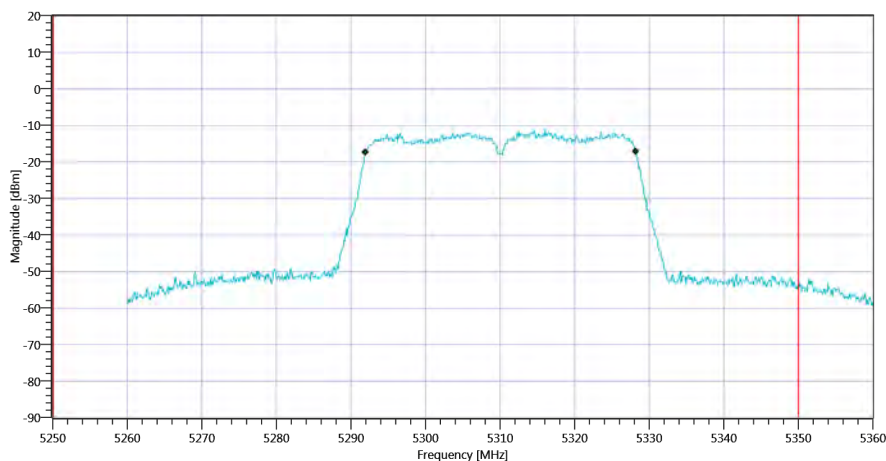
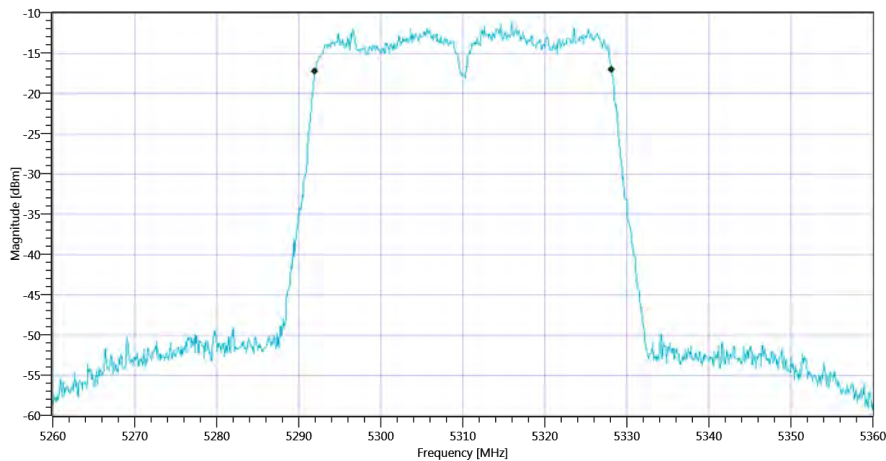
Test at TX 5310 MHz

READ SA SETTINGS:

RefLevel [dBm] RefLevelOffset [dB] InpAtt [dB]	-1.19 14.1 0
Start [MHz] Stop [MHz]	5260.000 5360.000
RBW [MHz] VBW [MHz]	0.500000 3.000000
Detector TraceMode	POS MAXH
Sweep: Time [ms] Count Points per Section Type	1 2500 1001 SWE

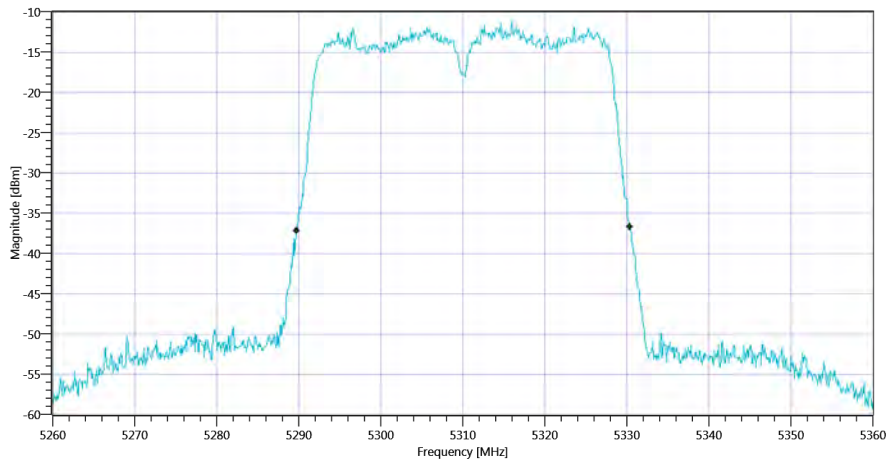
RESULT: TC_VM_FCC15407_Bandwidths_V01

Test Description	Lower Limit	Upper Limit	Measured	Unit	Verdict
Bandwidth 99%	---	---	36.164	MHz	Information
T1 99%	5250.000000	---	5292.0180	MHz	PASS since U-NII-1 is supported
T2 99%	---	5350.000000	5328.1818	MHz	PASS

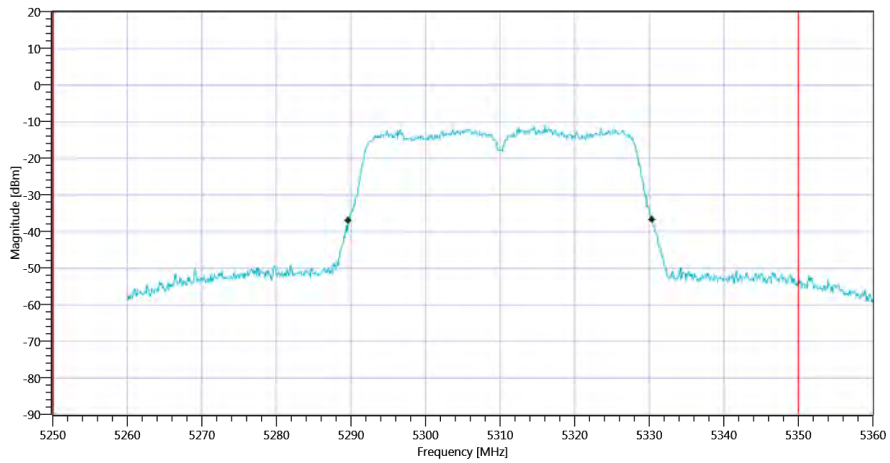


RESULT: TC_VM_FCC15407_Bandwidths_V01

Test Description	Lower Limit	Upper Limit	Measured	Unit	Verdict
Bandwidth 26dB	---	---	40.7	MHz	Information
T1 26dB	5250.000000	---	5289.7000	MHz	PASS since U-NII-1 is supported
T2 26dB	---	5350.000000	5330.4000	MHz	PASS



Plot_FCC Part 15.407 & ISED Bandwidths ~ WLAN5Gx n-HT40 mode U-NII-2A 26dB_26112019_153924.png



Plot_FCC Part 15.407 & ISED Bandwidths ~ WLAN5Gx n-HT40 mode U-NII-2A_26112019_153927.png

TEST FINISHED

General Verdict

26.11.2019 15:39:27 / RT: 33 s

PASS

23. FCC Part 15.407 & ISED Bandwidths ~ WLAN5Gx n-HT40 mode U-NII-2C

Test References	
TC Start	26.11.2019 15:41:57
System Version	1.0.0.24
Test Specification	FCC Part 15.407 & ISET RSS-GEN
Test Method	26dB Bandwidth KDB789033 D02, C.1 / ISED RSS-GEN
Class / TC Version / TC ID	TC_VM_FCC15407_Bandwidths_V01 Version: 0.0.1 TCID_FCC15407_1
My Description	FCC 15.407 Bandwidths - WLAN5Gx n-HT40 mode U-NII-2C
Add. Information	

Test Parameter	
Technology to test	WLAN5Gx n-HT40 mode U-NII-2C
Antenna Port used	1
Temperature	mid
Voltage	mid
Frequency low to test	True Freq [MHz] 5510
Frequency mid to test	False Freq [MHz] 5590
Frequency high to test	False Freq [MHz] 5670
Switched Path	IUT - SignalingUnit - SpectrumAnalyzer
Devices in use	SA: Rohde&Schwarz,FSV-40,1307.9002K40/101042,3.60

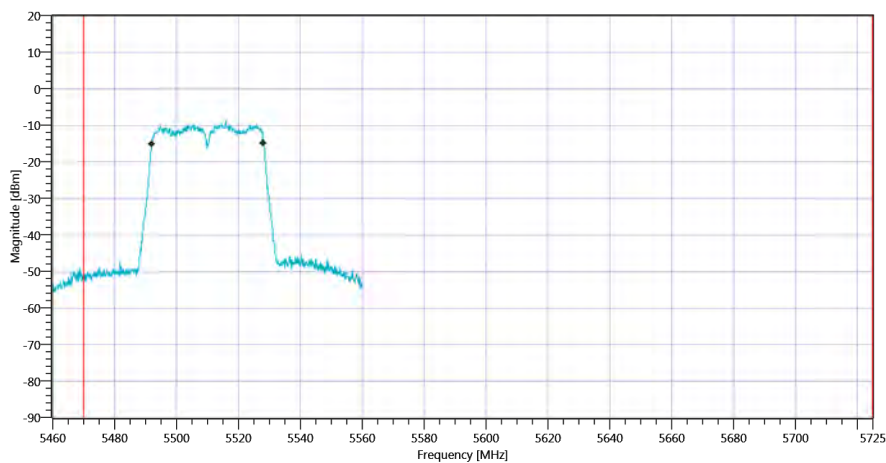
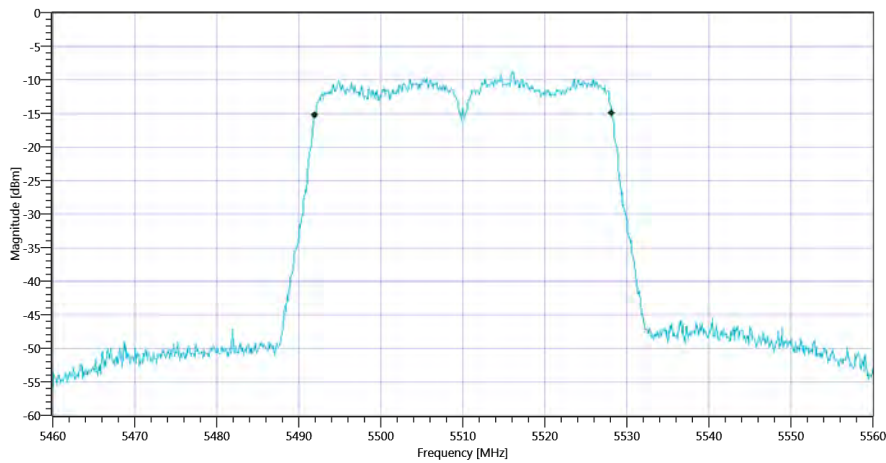
Test at TX 5510 MHz

READ SA SETTINGS:

RefLevel [dBm] RefLevelOffset [dB] InpAtt [dB]	0.93 14.09 5
Start [MHz] Stop [MHz]	5460.000 5560.000
RBW [MHz] VBW [MHz]	0.500000 3.000000
Detector TraceMode	POS MAXH
Sweep: Time [ms] Count Points per Section Type	1 2500 1001 SWE

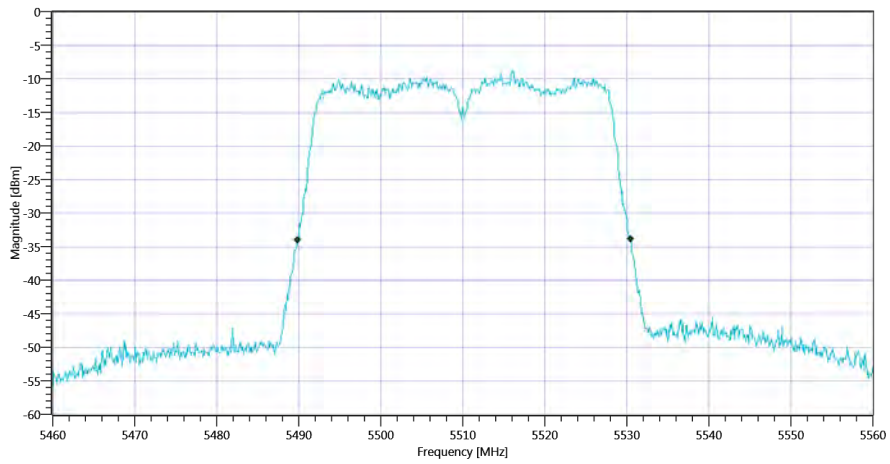
RESULT: TC_VM_FCC15407_Bandwidths_V01

Test Description	Lower Limit	Upper Limit	Measured	Unit	Verdict
Bandwidth 99%	---	---	36.264	MHz	Information
T1 99%	5470.000000	---	5491.9181	MHz	PASS since U-NII-3 is supported
T2 99%	---	5725.000000	5528.1818	MHz	

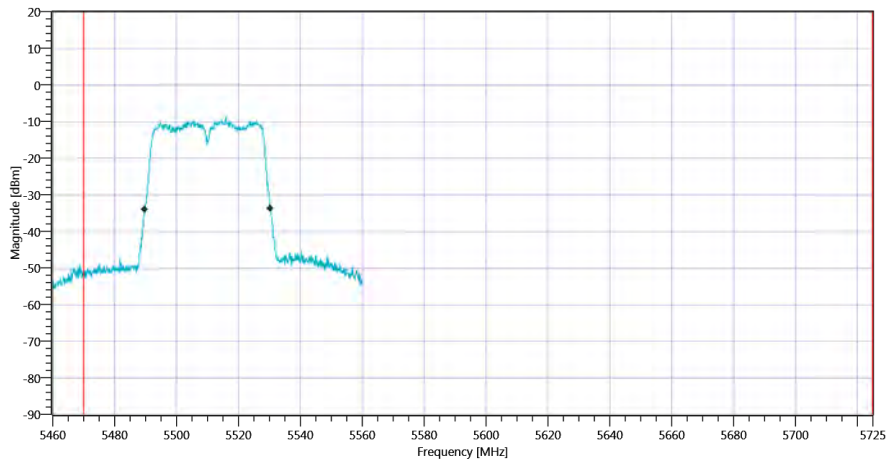


RESULT: TC_VM_FCC15407_Bandwidths_V01

Test Description	Lower Limit	Upper Limit	Measured	Unit	Verdict
Bandwidth 26dB	---	---	40.6	MHz	Information
T1 26dB	5470.000000	---	5489.9000	MHz	PASS since U-NII-3 is supported
T2 26dB	---	5725.000000	5530.5000	MHz	



Plot_FCC Part 15.407 & ISED Bandwidths ~ WLAN5Gx n-HT40 mode U-NII-2C 26dB_26112019_154221.png



Plot_FCC Part 15.407 & ISED Bandwidths ~ WLAN5Gx n-HT40 mode U-NII-2C_26112019_154224.png

TEST FINISHED

General Verdict

26.11.2019 15:42:24 / RT: 27 s

PASS

24. FCC Part 15.407 & ISED Bandwidths ~ WLAN5Gx n-HT40 mode U-NII-2C

Test References	
TC Start	26.11.2019 15:46:56
System Version	1.0.0.24
Test Specification	FCC Part 15.407 & ISET RSS-GEN
Test Method	26dB Bandwidth KDB789033 D02, C.1 / ISED RSS-GEN
Class / TC Version / TC ID	TC_VM_FCC15407_Bandwidths_V01 Version: 0.0.1 TCID_FCC15407_1
My Description	FCC 15.407 Bandwidths - WLAN5Gx n-HT40 mode U-NII-2C
Add. Information	

Test Parameter	
Technology to test	WLAN5Gx n-HT40 mode U-NII-2C
Antenna Port used	1
Temperature	mid
Voltage	mid
Frequency low to test	False Freq [MHz] 5510
Frequency mid to test	True Freq [MHz] 5590
Frequency high to test	False Freq [MHz] 5670
Switched Path	IUT - SignalingUnit - SpectrumAnalyzer
Devices in use	SA: Rohde&Schwarz,FSV-40,1307.9002K40/101042,3.60

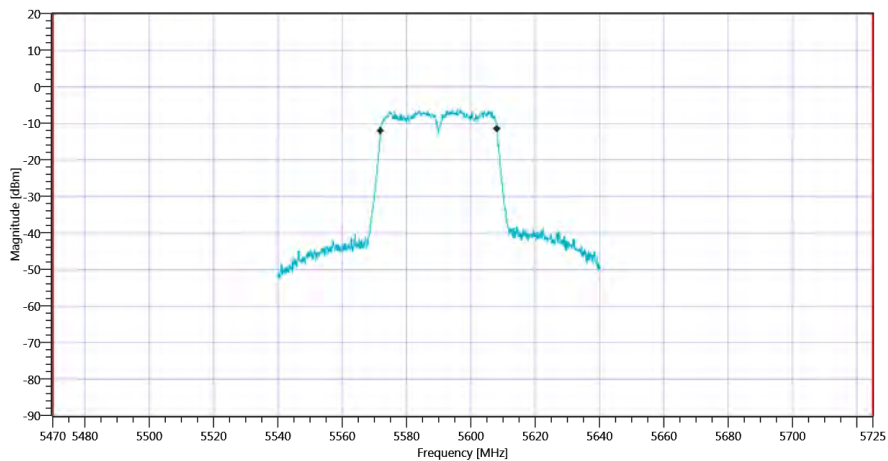
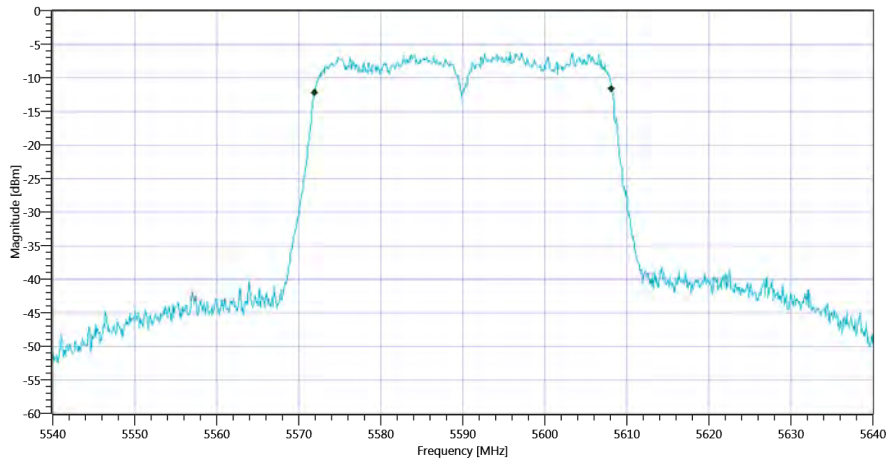
Test at TX 5590 MHz

READ SA SETTINGS:

RefLevel [dBm] RefLevelOffset [dB] InpAtt [dB]	3.86 14.17 5
Start [MHz] Stop [MHz]	5540.000 5640.000
RBW [MHz] VBW [MHz]	0.500000 3.000000
Detector TraceMode	POS MAXH
Sweep: Time [ms] Count Points per Section Type	1 2500 1001 SWE

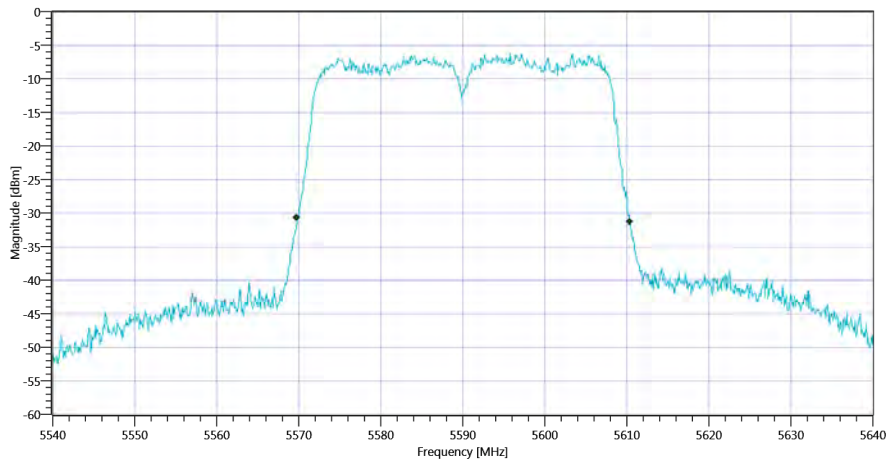
RESULT: TC_VM_FCC15407_Bandwidths_V01

Test Description	Lower Limit	Upper Limit	Measured	Unit	Verdict
Bandwidth 99%	---	---	36.264	MHz	Information
T1 99%	5470.000000	---	5571.9181	MHz	PASS since U-NII-3 is supported
T2 99%	---	5725.000000	5608.1818	MHz	

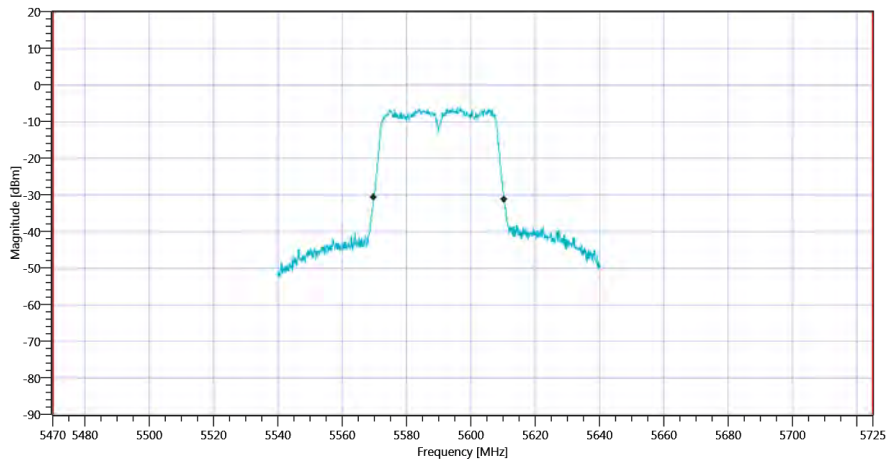


RESULT: TC_VM_FCC15407_Bandwidths_V01

Test Description	Lower Limit	Upper Limit	Measured	Unit	Verdict
Bandwidth 26dB	---	---	40.6	MHz	Information
T1 26dB	5470.000000	---	5569.8000	MHz	PASS since U-NII-3 is supported
T2 26dB	---	5725.000000	5610.4000	MHz	



Plot_FCC Part 15.407 & ISED Bandwidths ~ WLAN5Gx n-HT40 mode U-NII-2C 26dB_26112019_154721.png



Plot_FCC Part 15.407 & ISED Bandwidths ~ WLAN5Gx n-HT40 mode U-NII-2C_26112019_154724.png

TEST FINISHED

General Verdict

26.11.2019 15:47:24 / RT: 27 s

PASS

25. FCC Part 15.407 & ISED Bandwidths ~ WLAN5Gx n-HT40 mode U-NII-2C

Test References	
TC Start	26.11.2019 15:50:05
System Version	1.0.0.24
Test Specification	FCC Part 15.407 & ISET RSS-GEN
Test Method	26dB Bandwidth KDB789033 D02, C.1 / ISED RSS-GEN
Class / TC Version / TC ID	TC_VM_FCC15407_Bandwidths_V01 Version: 0.0.1 TCID_FCC15407_1
My Description	FCC 15.407 Bandwidths - WLAN5Gx n-HT40 mode U-NII-2C
Add. Information	

Test Parameter	
Technology to test	WLAN5Gx n-HT40 mode U-NII-2C
Antenna Port used	1
Temperature	mid
Voltage	mid
Frequency low to test	False Freq [MHz] 5510
Frequency mid to test	False Freq [MHz] 5590
Frequency high to test	True Freq [MHz] 5670
Switched Path	IUT - SignalingUnit - SpectrumAnalyzer
Devices in use	SA: Rohde&Schwarz,FSV-40,1307.9002K40/101042,3.60

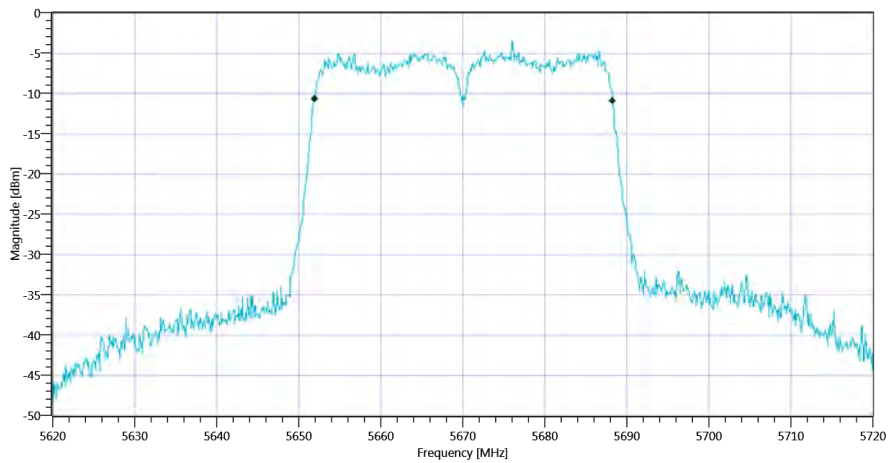
Test at TX 5670 MHz

READ SA SETTINGS:

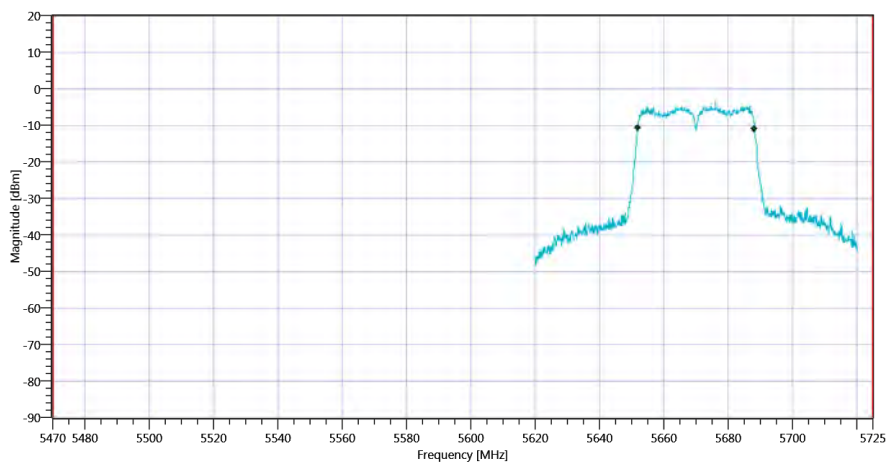
RefLevel [dBm] RefLevelOffset [dB] InpAtt [dB]	5.71 14.28 10
Start [MHz] Stop [MHz]	5620.000 5720.000
RBW [MHz] VBW [MHz]	0.500000 3.000000
Detector TraceMode	POS MAXH
Sweep: Time [ms] Count Points per Section Type	1 2500 1001 SWE

RESULT: TC_VM_FCC15407_Bandwidths_V01

Test Description	Lower Limit	Upper Limit	Measured	Unit	Verdict
Bandwidth 99%	---	---	36.364	MHz	Information
T1 99%	5470.000000	---	5651.9181	MHz	PASS since U-NII-3 is supported
T2 99%	---	5725.000000	5688.2817	MHz	



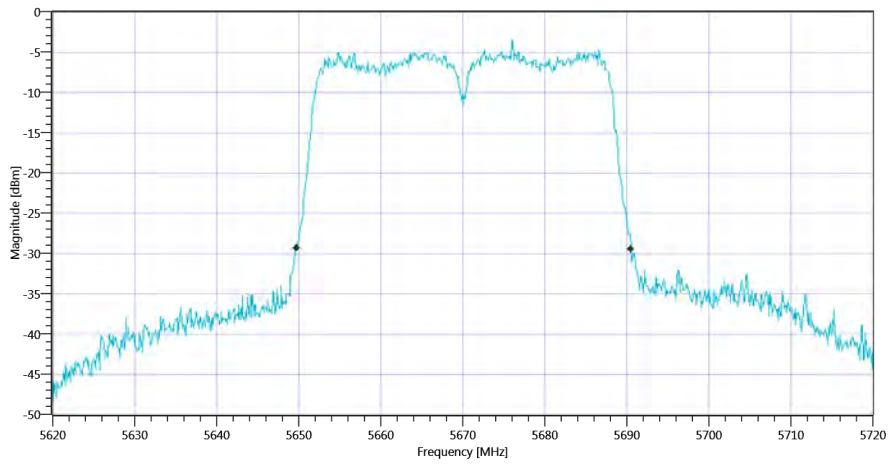
Plot_FCC Part 15.407 & ISED Bandwidths ~ WLAN5Gx n-HT40 mode U-NII-2C 99PCT_26112019_155024.png



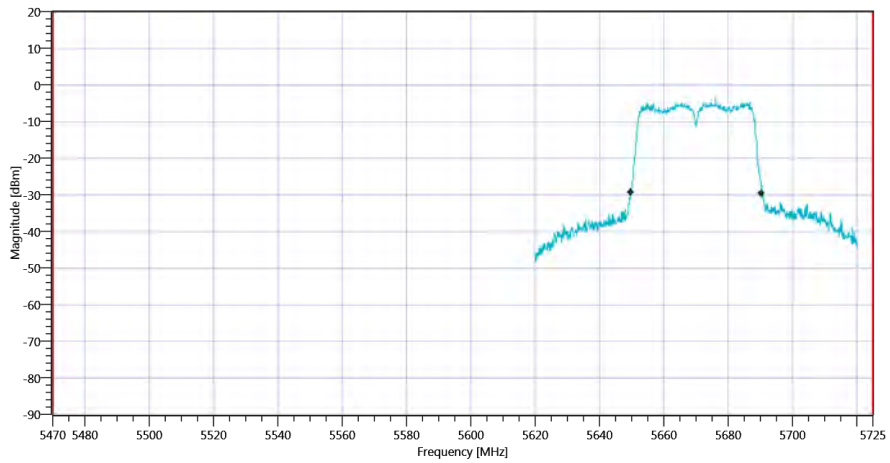
Plot_FCC Part 15.407 & ISED Bandwidths ~ WLAN5Gx n-HT40 mode U-NII-2C_26112019_155027.png

RESULT: TC_VM_FCC15407_Bandwidths_V01

Test Description	Lower Limit	Upper Limit	Measured	Unit	Verdict
Bandwidth 26dB	---	---	40.8	MHz	Information
T1 26dB	5470.000000	---	5649.7000	MHz	PASS since U-NII-3 is supported
T2 26dB	---	5725.000000	5690.5000	MHz	



Plot_FCC Part 15.407 & ISED Bandwidths ~ WLAN5Gx n-HT40 mode U-NII-2C 26dB_26112019_155031.png



Plot_FCC Part 15.407 & ISED Bandwidths ~ WLAN5Gx n-HT40 mode U-NII-2C_26112019_155034.png

TEST FINISHED

General Verdict

26.11.2019 15:50:34 / RT: 28 s

PASS

26. FCC Part 15.407 & ISED Bandwidths ~ WLAN5Gx n-HT40 mode U-NII-3

Test References	
TC Start	26.11.2019 15:53:59
System Version	1.0.0.24
Test Specification	FCC Part 15.407 & ISET RSS-GEN
Test Method	26dB Bandwidth KDB789033 D02, C.1 / ISED RSS-GEN
Class / TC Version / TC ID	TC_VM_FCC15407_Bandwidths_V01 Version: 0.0.1 TCID_FCC15407_1
My Description	FCC 15.407 Bandwidths - WLAN5Gx n-HT40 mode U-NII-3
Add. Information	

Test Parameter	
Technology to test	WLAN5Gx n-HT40 mode U-NII-3
Antenna Port used	1
Temperature	mid
Voltage	mid
Frequency low to test	True Freq [MHz] 5755
Frequency mid to test	False Freq [MHz] 0
Frequency high to test	False Freq [MHz] 5795
Switched Path	IUT - SignalingUnit - SpectrumAnalyzer
Devices in use	SA: Rohde&Schwarz,FSV-40,1307.9002K40/101042,3.60

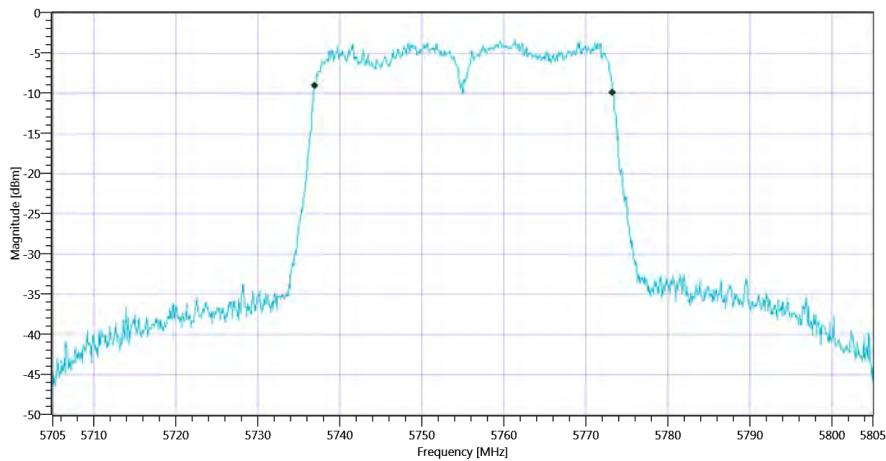
Test at TX 5755 MHz

READ SA SETTINGS:

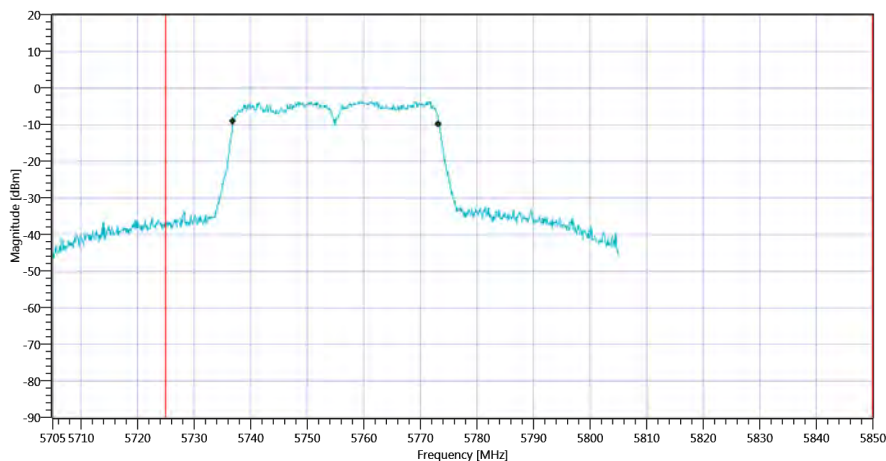
RefLevel [dBm] RefLevelOffset [dB] InpAtt [dB]	7.43 14.19 10
Start [MHz] Stop [MHz]	5705.000 5805.000
RBW [MHz] VBW [MHz]	0.500000 3.000000
Detector TraceMode	POS MAXH
Sweep: Time [ms] Count Points per Section Type	1 2500 1001 SWE

RESULT: TC_VM_FCC15407_Bandwidths_V01

Test Description	Lower Limit	Upper Limit	Measured	Unit	Verdict
Bandwidth 99%	---	---	36.364	MHz	Information
T1 99%	5725.000000	---	5736.9181	MHz	PASS
T2 99%	---	5850.000000	5773.2817	MHz	PASS



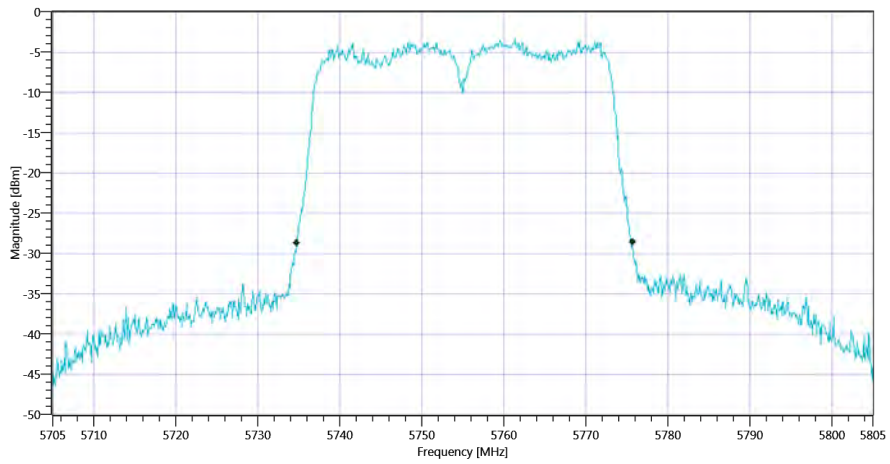
Plot_FCC Part 15.407 & ISED Bandwidths ~ WLAN5Gx n-HT40 mode U-NII-3 99PCT_26112019_155417.png



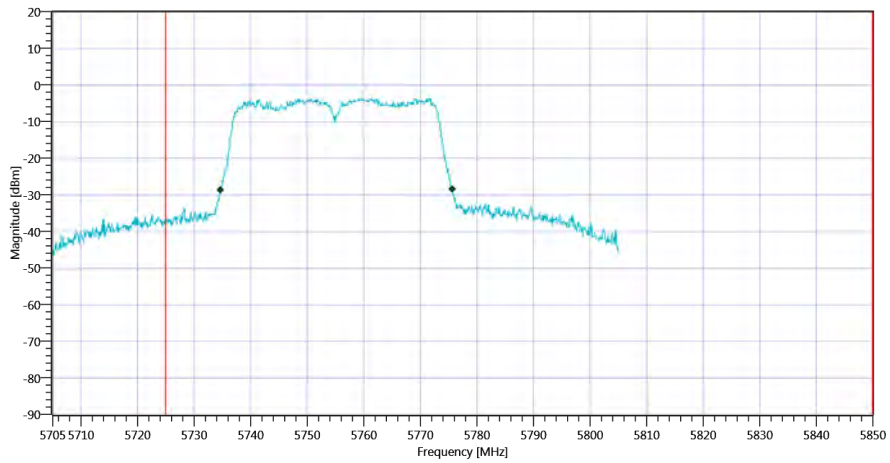
Plot_FCC Part 15.407 & ISED Bandwidths ~ WLAN5Gx n-HT40 mode U-NII-3_26112019_155420.png

RESULT: TC_VM_FCC15407_Bandwidths_V01

Test Description	Lower Limit	Upper Limit	Measured	Unit	Verdict
Bandwidth 26dB	---	---	40.9	MHz	Information
T1 26dB	5725.000000	---	5734.8000	MHz	PASS
T2 26dB	---	5850.000000	5775.7000	MHz	PASS



Plot_FCC Part 15.407 & ISED Bandwidths ~ WLAN5Gx n-HT40 mode U-NII-3 26dB_26112019_155424.png



Plot_FCC Part 15.407 & ISED Bandwidths ~ WLAN5Gx n-HT40 mode U-NII-3_26112019_155426.png

TEST FINISHED

General Verdict

26.11.2019 15:54:27 / RT: 28 s

PASS

27. FCC Part 15.407 & ISED Bandwidths ~ WLAN5Gx n-HT40 mode U-NII-3

Test References	
TC Start	26.11.2019 15:58:17
System Version	1.0.0.24
Test Specification	FCC Part 15.407 & ISET RSS-GEN
Test Method	26dB Bandwidth KDB789033 D02, C.1 / ISED RSS-GEN
Class / TC Version / TC ID	TC_VM_FCC15407_Bandwidths_V01 Version: 0.0.1 TCID_FCC15407_1
My Description	FCC 15.407 Bandwidths - WLAN5Gx n-HT40 mode U-NII-3
Add. Information	

Test Parameter	
Technology to test	WLAN5Gx n-HT40 mode U-NII-3
Antenna Port used	1
Temperature	mid
Voltage	mid
Frequency low to test	False Freq [MHz] 5755
Frequency mid to test	False Freq [MHz] 0
Frequency high to test	True Freq [MHz] 5795
Switched Path	IUT - SignalingUnit - SpectrumAnalyzer
Devices in use	SA: Rohde&Schwarz,FSV-40,1307.9002K40/101042,3.60

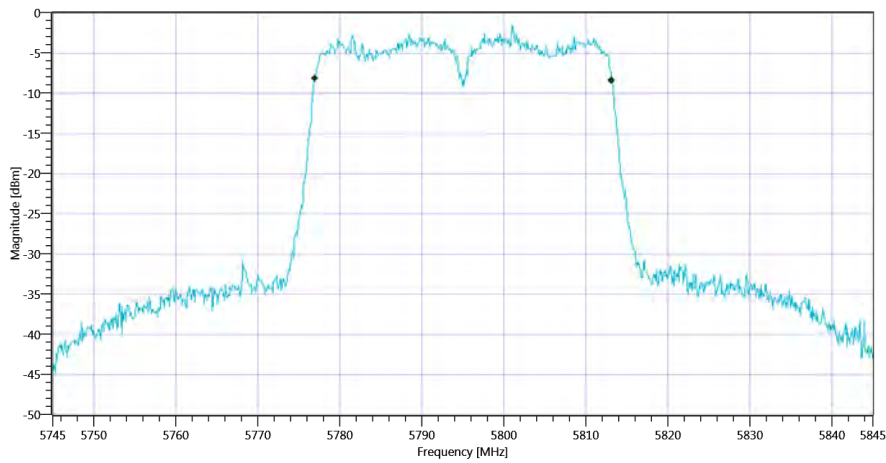
Test at TX 5795 MHz

READ SA SETTINGS:

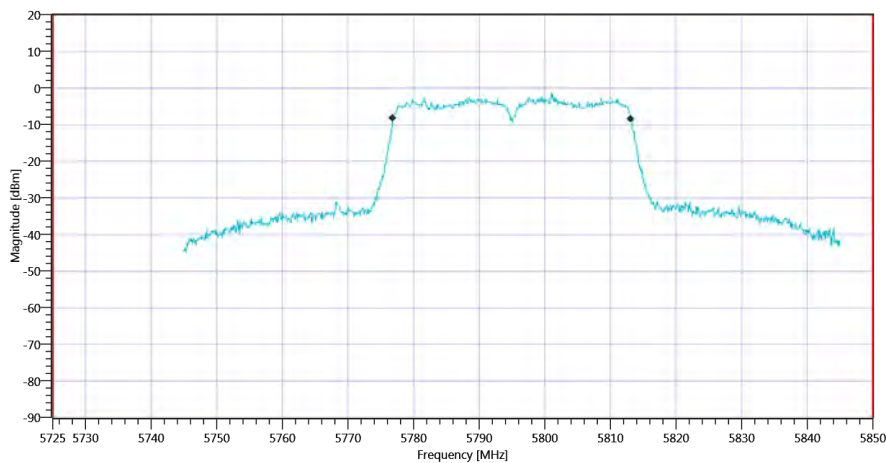
RefLevel [dBm] RefLevelOffset [dB] InpAtt [dB]	7.57 14.3 10
Start [MHz] Stop [MHz]	5745.000 5845.000
RBW [MHz] VBW [MHz]	0.500000 3.000000
Detector TraceMode	POS MAXH
Sweep: Time [ms] Count Points per Section Type	1 2500 1001 SWE

RESULT: TC_VM_FCC15407_Bandwidths_V01

Test Description	Lower Limit	Upper Limit	Measured	Unit	Verdict
Bandwidth 99%	---	---	36.264	MHz	Information
T1 99%	5725.000000	---	5776.9181	MHz	PASS
T2 99%	---	5850.000000	5813.1818	MHz	PASS



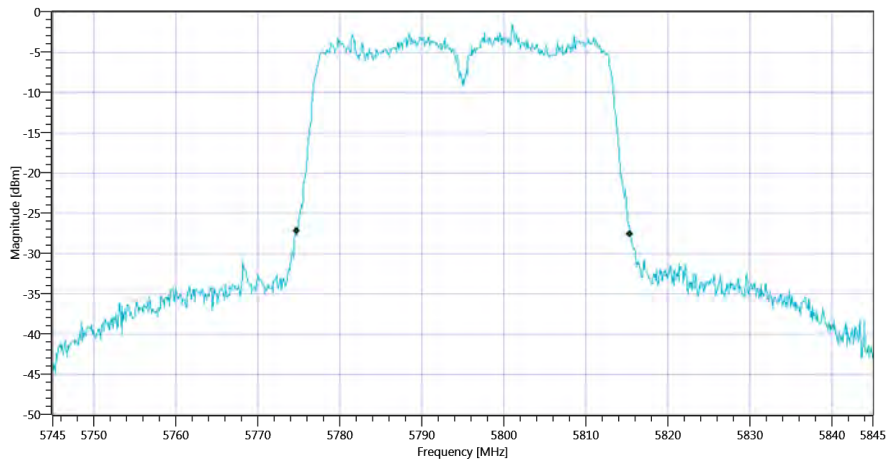
Plot_FCC Part 15.407 & ISED Bandwidths ~ WLAN5Gx n-HT40 mode U-NII-3 99PCT_26112019_155836.png



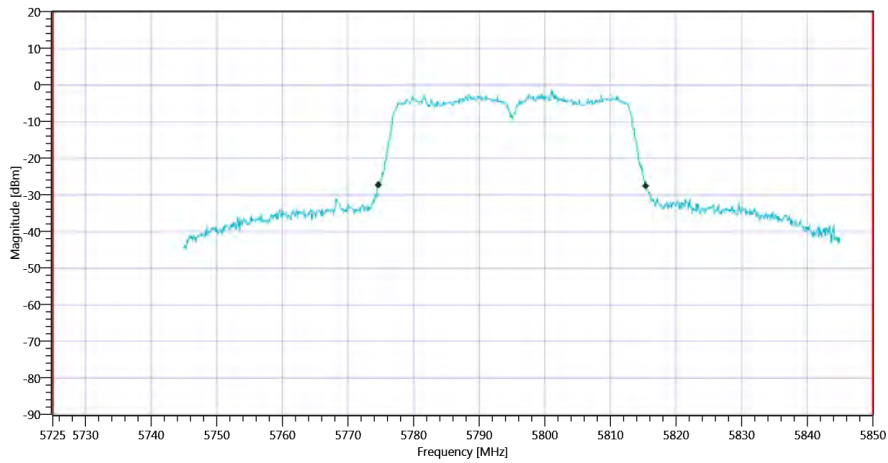
Plot_FCC Part 15.407 & ISED Bandwidths ~ WLAN5Gx n-HT40 mode U-NII-3_26112019_155839.png

RESULT: TC_VM_FCC15407_Bandwidths_V01

Test Description	Lower Limit	Upper Limit	Measured	Unit	Verdict
Bandwidth 26dB	---	---	40.7	MHz	Information
T1 26dB	5725.000000	---	5774.7000	MHz	PASS
T2 26dB	---	5850.000000	5815.4000	MHz	PASS



Plot_FCC Part 15.407 & ISSED Bandwidths ~ WLAN5Gx n-HT40 mode U-NII-3 26dB_26112019_155843.png



Plot_FCC Part 15.407 & ISSED Bandwidths ~ WLAN5Gx n-HT40 mode U-NII-3_26112019_155846.png

TEST FINISHED

General Verdict

26.11.2019 15:58:46 / RT: 28 s

PASS

28. FCC Part 15.407 & ISED Minimum Emission BW ~ WLAN5Gx n-HT40 mode U-NII-3

Test References	
TC Start	26.11.2019 15:54:31
System Version	1.0.0.24
Test Specification	FCC Part 15.407
Test Method	KDB789033 D02, C.2.
Class / TC Version / TC ID	TC_VM_FCC15407_Min_Emission_BW_V01 Version: 0.0.1 TCID_FCC15407_2
My Description	FCC 15.407 Min Emission Bandwidth - WLAN5Gx n-HT40 mode U-NII-3
Add. Information	

Test Parameter	
Technology to test	WLAN5Gx n-HT40 mode U-NII-3
Antenna Port used	1
Temperature	mid
Voltage	mid
Frequency low to test	True Freq [MHz] 5755
Frequency mid to test	False Freq [MHz] 0
Frequency high to test	False Freq [MHz] 5795
Switched Path	IUT - SignalingUnit - SpectrumAnalyzer
Devices in use	SA: Rohde&Schwarz,FSV-40,1307.9002K40/101042,3.60

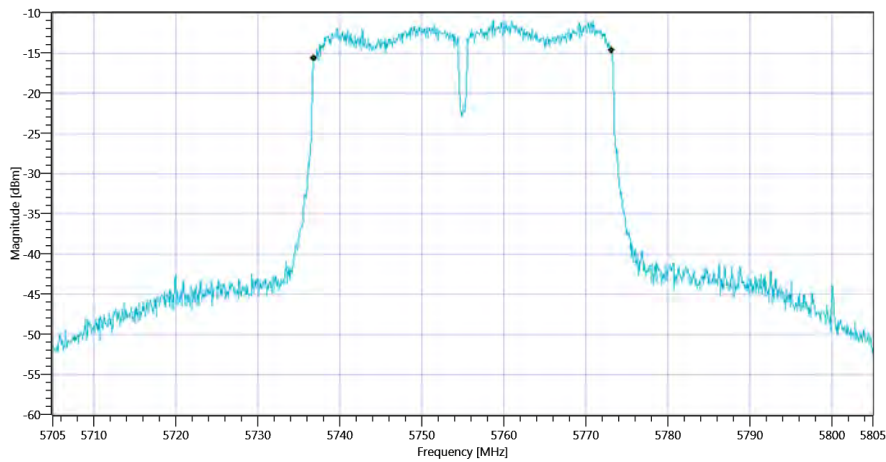
Test at TX 5755 MHz

READ SA SETTINGS:

RefLevel [dBm] RefLevelOffset [dB] InpAtt [dB]	11.09 14.19 15
Start [MHz] Stop [MHz]	5705.000 5805.000
RBW [MHz] VBW [MHz]	0.100000 0.300000
Detector TraceMode	POS MAXH
Sweep: Time [ms] Count Points per Section Type	2 1500 1001 SWE

RESULT: TC_VM_FCC15407_Min_Emission_BW_V01

Test Description	Lower Limit	Upper Limit	Measured	Unit	Verdict
Bandwidth (6dB)	0.500	---	36.4	MHz	PASS



Plot_FCC Part 15.407 & ISED Minimum Emission BW ~ WLAN5Gx n-HT40 mode U-NII-3_26112019_155449.png

TEST FINISHED

General Verdict	26.11.2019 15:54:49 / RT: 18 s	PASS
-----------------	--------------------------------	------

29. FCC Part 15.407 & ISED Minimum Emission BW ~ WLAN5Gx n-HT40 mode U-NII-3

Test References	
TC Start	26.11.2019 15:58:51
System Version	1.0.0.24
Test Specification	FCC Part 15.407
Test Method	KDB789033 D02, C.2.
Class / TC Version / TC ID	TC_VM_FCC15407_Min_Emission_BW_V01 Version: 0.0.1 TCID_FCC15407_2
My Description	FCC 15.407 Min Emission Bandwidth - WLAN5Gx n-HT40 mode U-NII-3
Add. Information	

Test Parameter	
Technology to test	WLAN5Gx n-HT40 mode U-NII-3
Antenna Port used	1
Temperature	mid
Voltage	mid
Frequency low to test	False Freq [MHz] 5755
Frequency mid to test	False Freq [MHz] 0
Frequency high to test	True Freq [MHz] 5795
Switched Path	IUT - SignalingUnit - SpectrumAnalyzer
Devices in use	SA: Rohde&Schwarz,FSV-40,1307.9002K40/101042,3.60

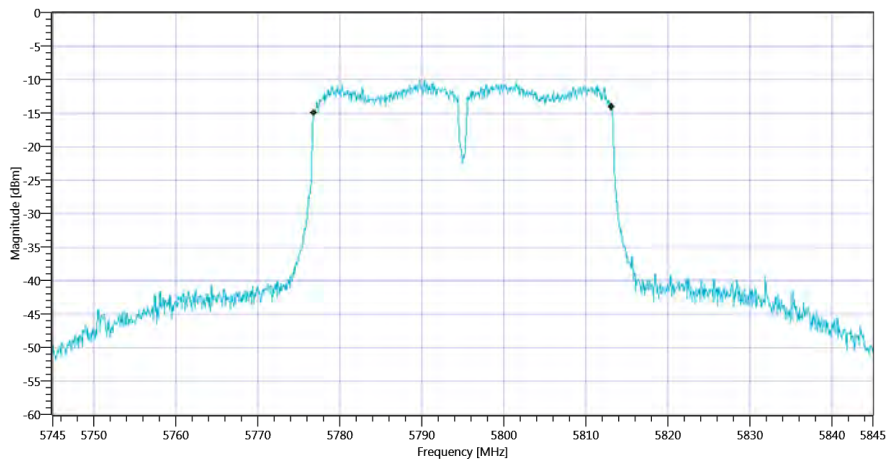
Test at TX 5795 MHz

READ SA SETTINGS:

RefLevel [dBm] RefLevelOffset [dB] InpAtt [dB]	11.64 14.3 15
Start [MHz] Stop [MHz]	5745.000 5845.000
RBW [MHz] VBW [MHz]	0.100000 0.300000
Detector TraceMode	POS MAXH
Sweep: Time [ms] Count Points per Section Type	2 1500 1001 SWE

RESULT: TC_VM_FCC15407_Min_Emission_BW_V01

Test Description	Lower Limit	Upper Limit	Measured	Unit	Verdict
Bandwidth (6dB)	0.500	---	36.4	MHz	PASS



Plot_FCC Part 15.407 & ISED Minimum Emission BW ~ WLAN5Gx n-HT40 mode U-NII-3_26112019_155909.png

TEST FINISHED

General Verdict	26.11.2019 15:59:09 / RT: 18 s	PASS
-----------------	--------------------------------	------

- END OF DOCUMENT -