

# Measurement Results

1-9154/19-01-05\_Annex\_MR\_A\_1

[Test logging](#)

---

This addendum is electronically signed and valid without handwritten signature.  
For verification of the electronic signatures, the public keys can be requested at the testing laboratory.

Document authorized:

---

---

Mihail Dorongovskij  
Lab Manager  
Radio Communications & EMC

## Table of Content

IUT Summary	3
1. BT Tools BT Classic Read IUT Properties from device	4
2. Common2G4 Peak Output Power conducted 3MHz_3MHz ~ BT Classic Basic rate	5
3. FCC Part 15.247 Maximum Peak Conducted Output Power FHSS ~ BT Classic Basic rate	9
4. FCC Part 15.247 Maximum Peak Conducted Output Power FHSS ~ BT Classic EDR Pi/4DQPSK	13
5. FCC Part 15.247 Maximum Peak Conducted Output Power FHSS ~ BT Classic EDR 8DPSK	17
6. FCC Part 15.247 Number Of Hopping Channels FHSS ~ BT Classic Basic rate	21
7. FCC Part 15.247 Carrier Frequency Separation FHSS ~ BT Classic Basic rate	25
8. FCC Part 15.247 Bandwidth 99PCT-20dB ~ BT Classic Basic rate	28
9. FCC Part 15.247 Bandwidth 99PCT-20dB ~ BT Classic EDR Pi/4DQPSK	35
10. FCC Part 15.247 Bandwidth 99PCT-20dB ~ BT Classic EDR 8DPSK	42
11. FCC Part 15.247 TX Spurious Conduced ~ BT Classic Basic rate	49
12. FCC Part 15.247 TX Spurious Conduced ~ BT Classic EDR Pi/4DQPSK	53
13. FCC Part 15.247 TX Spurious Conduced ~ BT Classic EDR 8DPSK	57

## IUT Summary

IUT DEFINITION & Common settings	
Manufacturer	Robert Bosch Multimedia GmbH
Type	AIVIH61L2
Serial No.   Setup No.	2656321 2591A9FV0C A 283C33692E 001 001 40K   1.0
SW Version   HW Version	283C33692E   001
Comment 1   2	
Tlow   Tmid   Thigh [°C]	-30   70   55
Vlow   Vmid   Vhigh [V] @Imax [A]	9   13.5   16 @3
Auto Control enabled Power Supply   Climatic Box	No   No
Antenna Gain [dBi]	0
Additional Path Loss [dB]	0.5

IUT Common Settings BT Classic	
Intermodulation Value N	3
Image Freq. Low   Mid   High [MHz]	0   0   0
Power Class	2
Power Control	Enhanced
Longest Supported Packet Type	DH5
RF Supported	Basic Rate True   EDR Pi/4DQPSK True   EDR 8DPSK True
Testmode	LOOPback
Perform Inquiry	Yes
IUT BT Address	BC7536D2D90D
Signaling BT Address	BABEBEDADBAD
Switch Matrix & Pathcompensation enabled	Yes

## 1. BT Tools BT Classic Read IUT Properties from device

Test References	
TC Start	27.11.2019 10:06:16
System Version	1.0.0.24
Test Specification	none
Test Method	
Class / TC Version / TC ID	TC_VM_BT_Tools_BTClassic_Read_IUT_Properties_V01 Version: 0.0.1   TCID_BTTools_1
My Description	BT Tools BT Classic Read IUT Properties from device
Add. Information	

Test Parameter	
Technology to test	BT Classic
Switched Path	IUT - SignalingUnit - SpectrumAnalyzer
Devices in use	SigBT: Rohde&Schwarz,CMW,1201.0002k75/100683,3.7.70

RESULT: BT Classic Connection check					
Test Description	Lower Limit	Upper Limit	Measured	Unit	Verdict
Connection result	---	---	---	--	TCON

READ IUT INFOS:	
Device Name	""
Version	"unassigned","Marvell Technology Group Ltd. ","29509"
Company Name	"Marvell Technology Group Ltd. "
BT Address	#HBC7536D2D90D
Class	"Miscellaneous",""
Power Control	ON
Enhanced Power Control	ON
SCL Class	""
Encryption	ON
Psaving	ON,ON,OFF
Conn	0X00,P2,R1,ON,ON,ON,ON,ON
SCO	ON,ON,ON,ON,ON,ON,ON

TEST FINISHED		
General Verdict	27.11.2019 10:06:27 / RT: 10 s	PASS

## 2. Common2G4 Peak Output Power conducted 3MHz\_3MHz ~ BT Classic Basic rate

Test References	
TC Start	27.11.2019 08:58:06
System Version	1.0.0.24
Test Specification	None
Test Method	
Class / TC Version / TC ID	TC_VM_Common2G4_Peak_Output_Power_Conducted_3MHz_3MHz_V01 Version: 0.0.1   TCID_Common2G4_1
My Description	Peak Output Power conducted 3MHz/3MHz - BT Classic Basic Rate
Add. Information	

Test Parameter	
Technology to test	BT Classic Basic rate
Antenna Port used	1
Temperature	mid
Voltage	mid
Frequency low to test	True   Freq [MHz] 2402
Frequency mid to test	True   Freq [MHz] 2441
Frequency high to test	True   Freq [MHz] 2480
Switched Path	IUT - SignalingUnit - SpectrumAnalyzer
Devices in use	SigBT: Rohde&Schwarz,CMW,1201.0002k75/100683,3.7.70   SA: Rohde&Schwarz,FSV-30,1321.3008K30/103809,3.60

## Test at TX 2402 MHz

RESULT: BT Classic Connection check

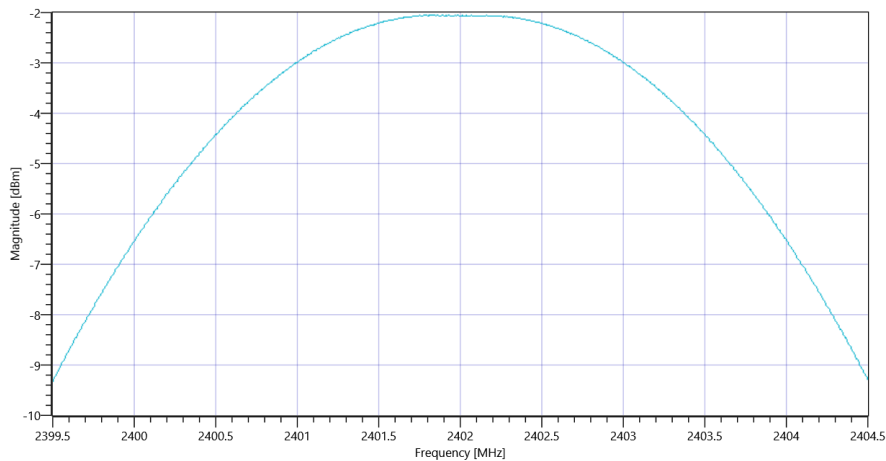
Test Description	Lower Limit	Upper Limit	Measured	Unit	Verdict
Connection result	---	---	---	--	TCON

READ SA SETTINGS:

RefLevel [dBm]   RefLevelOffset [dB]   InpAtt [dB]	7.79   10.29   15				
Start [MHz]   Stop [MHz]	2399.500   2404.500				
RBW [MHz]   VBW [MHz]	3.000000   3.000000				
Detector   TraceMode	POS   MAXH				
Sweep: Time [ms]   Count   Points per Section   Type	1000   10   1001   SWE				

RESULT: TC\_VM\_Common2G4\_Peak\_Output\_Power\_Conducted\_3MHz\_3MHz\_V01

Test Description	Lower Limit	Upper Limit	Measured	Unit	Verdict
Peak Power	---	---	-2.05	dBm	Information
Peak Power	---	---	0.623735	mW	Information
Frequency at Peak	---	---	2401.795	MHz	Information



Plot\_Common2G4 Peak Output Power conducted 3MHz\_3MHz ~ BT Classic Basic rate\_27112019\_085841.png

## Test at TX 2441 MHz

### RESULT: BT Classic Connection check

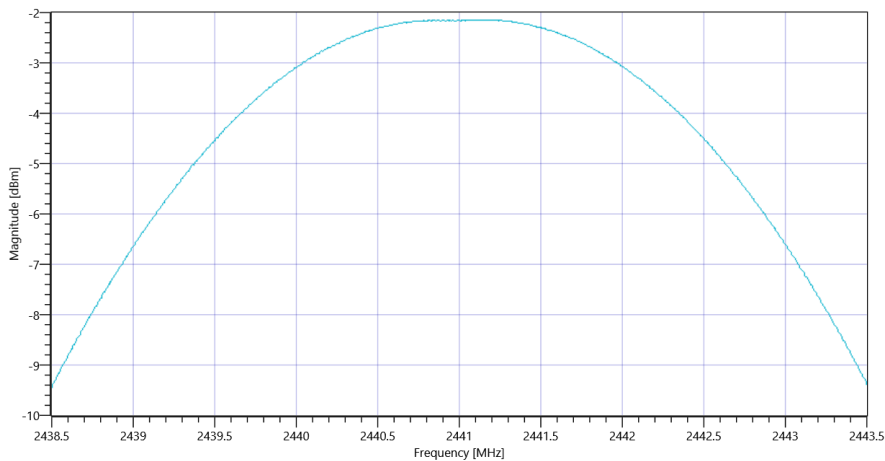
Test Description	Lower Limit	Upper Limit	Measured	Unit	Verdict
Connection result	--	--	--	--	TCON

### READ SA SETTINGS:

RefLevel [dBm]   RefLevelOffset [dB]   InpAtt [dB]	7.78   10.41   15				
Start [MHz]   Stop [MHz]	2438.500   2443.500				
RBW [MHz]   VBW [MHz]	3.000000   3.000000				
Detector   TraceMode	POS   MAXH				
Sweep: Time [ms]   Count   Points per Section   Type	1000   10   1001   SWE				

### RESULT: TC\_VM\_Common2G4\_Peak\_Output\_Power\_Conducted\_3MHz\_3MHz\_V01

Test Description	Lower Limit	Upper Limit	Measured	Unit	Verdict
Peak Power	--	--	-2.14	dBm	Information
Peak Power	--	--	0.610942	mW	Information
Frequency at Peak	--	--	2441.165	MHz	Information



Plot\_Common2G4 Peak Output Power conducted 3MHz\_3MHz ~ BT Classic Basic rate\_27112019\_085905.png

## Test at TX 2480 MHz

RESULT: BT Classic Connection check

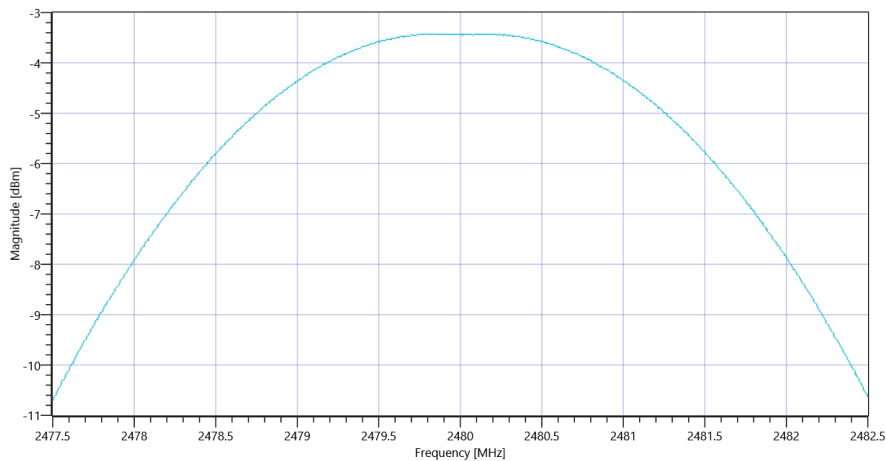
Test Description	Lower Limit	Upper Limit	Measured	Unit	Verdict
Connection result	---	---	---	--	TCON

READ SA SETTINGS:

RefLevel [dBm]   RefLevelOffset [dB]   InpAtt [dB]	6.46   10.46   15				
Start [MHz]   Stop [MHz]	2477.500   2482.500				
RBW [MHz]   VBW [MHz]	3.000000   3.000000				
Detector   TraceMode	POS   MAXH				
Sweep: Time [ms]   Count   Points per Section   Type	1000   10   1001   SWE				

RESULT: TC\_VM\_Common2G4\_Peak\_Output\_Power\_Conducted\_3MHz\_3MHz\_V01

Test Description	Lower Limit	Upper Limit	Measured	Unit	Verdict
Peak Power	---	---	-3.42	dBm	Information
Peak Power	---	---	0.454988	mW	Information
Frequency at Peak	---	---	2479.79	MHz	Information



Plot\_Common2G4 Peak Output Power conducted 3MHz\_3MHz ~ BT Classic Basic rate\_27112019\_085929.png

TEST FINISHED

General Verdict

27.11.2019 08:59:29 / RT: 82 s

PASS



### 3. FCC Part 15.247 Maximum Peak Conducted Output Power FHSS ~ BT Classic Basic rate

Test References	
TC Start	27.11.2019 08:59:33
System Version	1.0.0.24
Test Specification	FCC Part 15.247
Test Method	
Class / TC Version / TC ID	TC_VM_FCC15247_Maximum_Peak_Conducted_Output_Power_FHSS_V01 Version: 0.0.1   TCID_FCC15247_4
My Description	FCC 15.247 Maximum Peak Output Power Conducted FHSS - BT Classic Basic Rate
Add. Information	

Test Parameter	
Technology to test	BT Classic Basic rate
Antenna Port used	1
Temperature	mid
Voltage	mid
Frequency low to test	True   Freq [MHz] 2402
Frequency mid to test	True   Freq [MHz] 2441
Frequency high to test	True   Freq [MHz] 2480
Switched Path	IUT - SignalingUnit - SpectrumAnalyzer
Devices in use	SigBT: Rohde&Schwarz,CMW,1201.0002k75/100683,3.7.70   SA: Rohde&Schwarz,FSV-30,1321.3008K30/103809,3.60

## Test at TX 2402 MHz

**RESULT: BT Classic Connection check**

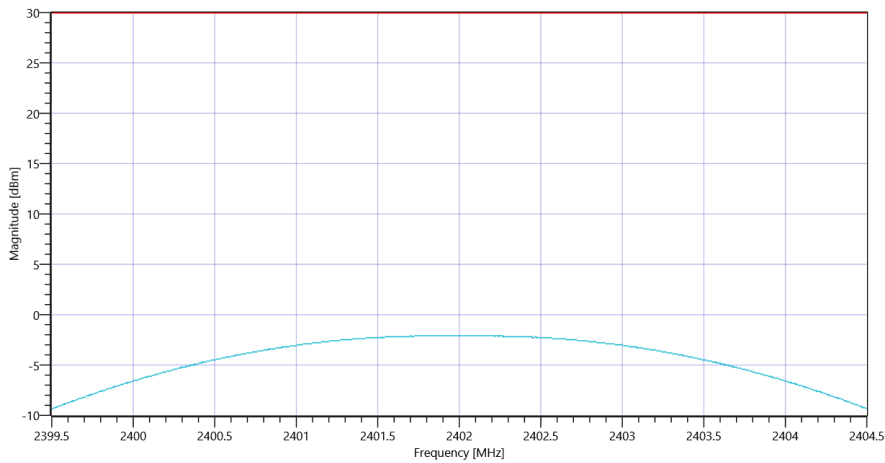
Test Description	Lower Limit	Upper Limit	Measured	Unit	Verdict
Connection result	---	---	---	--	TCON

**READ SA SETTINGS:**

RefLevel [dBm]   RefLevelOffset [dB]   InpAtt [dB]	7.76   10.29   15				
Start [MHz]   Stop [MHz]	2399.500   2404.500				
RBW [MHz]   VBW [MHz]	3.000000   10.000000				
Detector   TraceMode	POS   MAXH				
Sweep: Time [ms]   Count   Points per Section   Type	1000   10   1001   SWE				

**RESULT: TC\_VM\_FCC15247\_Maximum\_Peak\_Conducted\_Output\_Power\_FHSS\_V01**

Test Description	Lower Limit	Upper Limit	Measured	Unit	Verdict
Peak Power	---	30.00	-2.11	dBm	PASS
Peak Power	---	1000	0.615177	mW	PASS
Frequency at Peak	---	---	2401.855	MHz	Information



Plot\_FCC Part 15.247 Maximum Peak Conducted Output Power FHSS ~ BT Classic Basic rate\_27112019\_090006.png

## Test at TX 2441 MHz

RESULT: BT Classic Connection check

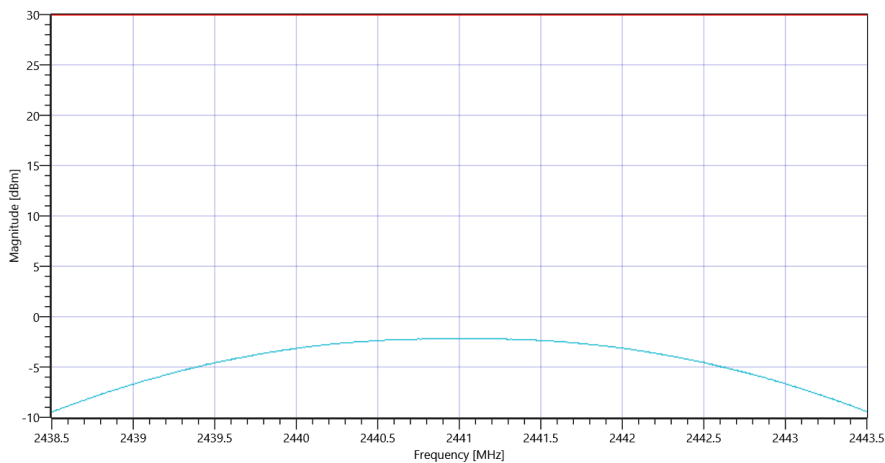
Test Description	Lower Limit	Upper Limit	Measured	Unit	Verdict
Connection result	---	---	---	--	TCON

READ SA SETTINGS:

RefLevel [dBm]   RefLevelOffset [dB]   InpAtt [dB]	7.69   10.41   15				
Start [MHz]   Stop [MHz]	2438.500   2443.500				
RBW [MHz]   VBW [MHz]	3.000000   10.000000				
Detector   TraceMode	POS   MAXH				
Sweep: Time [ms]   Count   Points per Section   Type	1000   10   1001   SWE				

RESULT: TC\_VM\_FCC15247\_Maximum\_Peak\_Conducted\_Output\_Power\_FHSS\_V01

Test Description	Lower Limit	Upper Limit	Measured	Unit	Verdict
Peak Power	---	30.00	-2.21	dBm	PASS
Peak Power	---	1000	0.601174	mW	PASS
Frequency at Peak	---	---	2441.13	MHz	Information



Plot\_FCC Part 15.247 Maximum Peak Conducted Output Power FHSS ~ BT Classic Basic rate\_27112019\_090030.png

## Test at TX 2480 MHz

RESULT: BT Classic Connection check

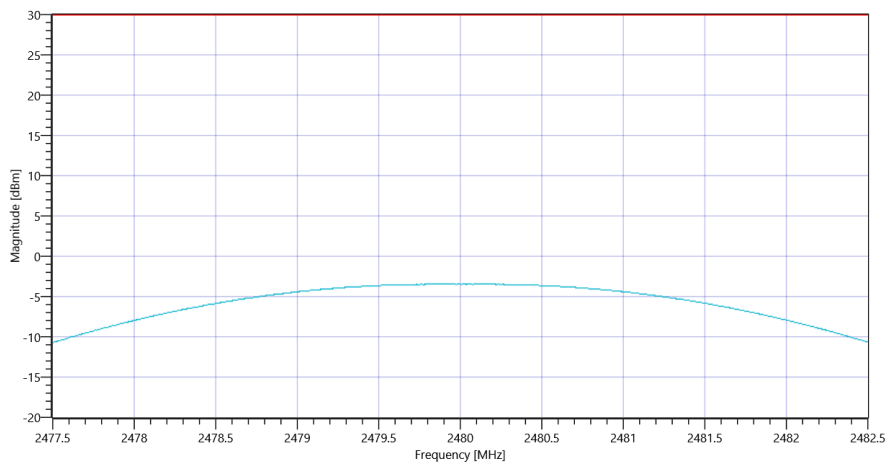
Test Description	Lower Limit	Upper Limit	Measured	Unit	Verdict
Connection result	---	---	---	--	TCON

READ SA SETTINGS:

RefLevel [dBm]   RefLevelOffset [dB]   InpAtt [dB]	6.40   10.46   15				
Start [MHz]   Stop [MHz]	2477.500   2482.500				
RBW [MHz]   VBW [MHz]	3.000000   10.000000				
Detector   TraceMode	POS   MAXH				
Sweep: Time [ms]   Count   Points per Section   Type	1000   10   1001   SWE				

RESULT: TC\_VM\_FCC15247\_Maximum\_Peak\_Conducted\_Output\_Power\_FHSS\_V01

Test Description	Lower Limit	Upper Limit	Measured	Unit	Verdict
Peak Power	---	30.00	-3.48	dBm	PASS
Peak Power	---	1000	0.448745	mW	PASS
Frequency at Peak	---	---	2479.83	MHz	Information



Plot\_FCC Part 15.247 Maximum Peak Conducted Output Power FHSS ~ BT Classic Basic rate\_27112019\_090055.png

TEST FINISHED

General Verdict

27.11.2019 09:00:55 / RT: 81 s

PASS

## 4. FCC Part 15.247 Maximum Peak Conducted Output Power FHSS ~ BT Classic EDR Pi/4DQPSK

Test References	
TC Start	27.11.2019 09:21:48
System Version	1.0.0.24
Test Specification	FCC Part 15.247
Test Method	
Class / TC Version / TC ID	TC_VM_FCC15247_Maximum_Peak_Conducted_Output_Power_FHSS_V01 Version: 0.0.1   TCID_FCC15247_4
My Description	FCC 15.247 Maximum Peak Output Power Conducted FHSS - BT Classic EDR Pi/4DQPSK
Add. Information	

Test Parameter	
Technology to test	BT Classic EDR Pi/4DQPSK
Antenna Port used	1
Temperature	mid
Voltage	mid
Frequency low to test	True   Freq [MHz] 2402
Frequency mid to test	True   Freq [MHz] 2441
Frequency high to test	True   Freq [MHz] 2480
Switched Path	IUT - SignalingUnit - SpectrumAnalyzer
Devices in use	SigBT: Rohde&Schwarz,CMW,1201.0002k75/100683,3.7.70   SA: Rohde&Schwarz,FSV-30,1321.3008K30/103809,3.60

## Test at TX 2402 MHz

RESULT: BT Classic Connection check

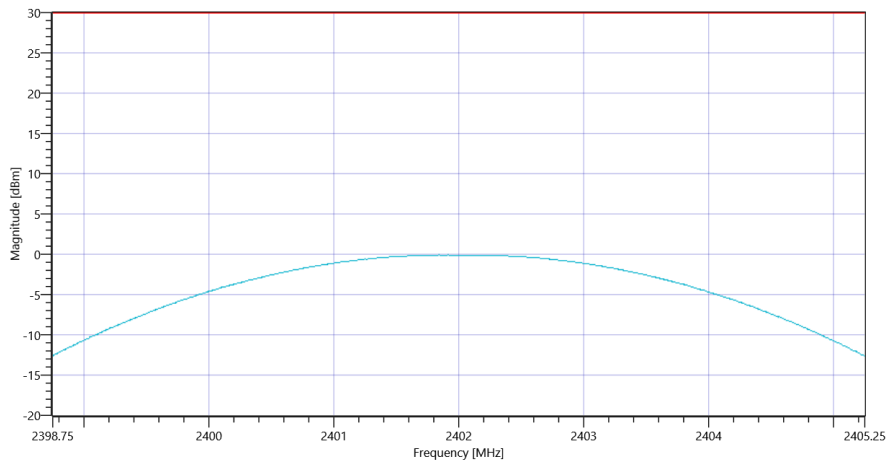
Test Description	Lower Limit	Upper Limit	Measured	Unit	Verdict
Connection result	---	---	---	--	TCON

READ SA SETTINGS:

RefLevel [dBm]   RefLevelOffset [dB]   InpAtt [dB]	8.80   10.29   15				
Start [MHz]   Stop [MHz]	2398.750   2405.250				
RBW [MHz]   VBW [MHz]	3.000000   10.000000				
Detector   TraceMode	POS   MAXH				
Sweep: Time [ms]   Count   Points per Section   Type	1000   10   1001   SWE				

RESULT: TC\_VM\_FCC15247\_Maximum\_Peak\_Conducted\_Output\_Power\_FHSS\_V01

Test Description	Lower Limit	Upper Limit	Measured	Unit	Verdict
Peak Power	---	30.00	-0.1	dBm	PASS
Peak Power	---	1000	0.977237	mW	PASS
Frequency at Peak	---	---	2401.916	MHz	Information



Plot\_FCC Part 15.247 Maximum Peak Conducted Output Power FHSS ~ BT Classic EDR Pi-4DQPSK\_27112019\_092221.png

## Test at TX 2441 MHz

RESULT: BT Classic Connection check

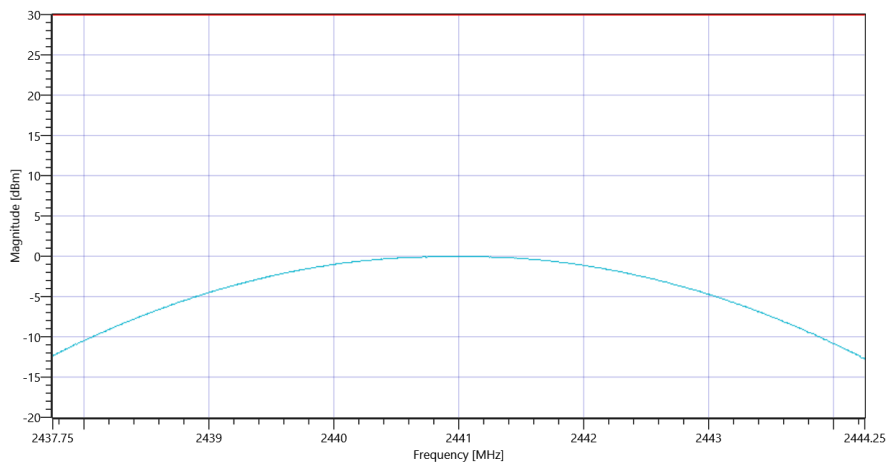
Test Description	Lower Limit	Upper Limit	Measured	Unit	Verdict
Connection result	---	---	---	--	TCON

READ SA SETTINGS:

RefLevel [dBm]   RefLevelOffset [dB]   InpAtt [dB]	9.00   10.41   15				
Start [MHz]   Stop [MHz]	2437.750   2444.250				
RBW [MHz]   VBW [MHz]	3.000000   10.000000				
Detector   TraceMode	POS   MAXH				
Sweep: Time [ms]   Count   Points per Section   Type	1000   10   1001   SWE				

RESULT: TC\_VM\_FCC15247\_Maximum\_Peak\_Conducted\_Output\_Power\_FHSS\_V01

Test Description	Lower Limit	Upper Limit	Measured	Unit	Verdict
Peak Power	---	30.00	-0.06	dBm	PASS
Peak Power	---	1000	0.986279	mW	PASS
Frequency at Peak	---	---	2441.091	MHz	Information



Plot\_FCC Part 15.247 Maximum Peak Conducted Output Power FHSS ~ BT Classic EDR Pi-4DQPSK\_27112019\_092246.png

## Test at TX 2480 MHz

RESULT: BT Classic Connection check

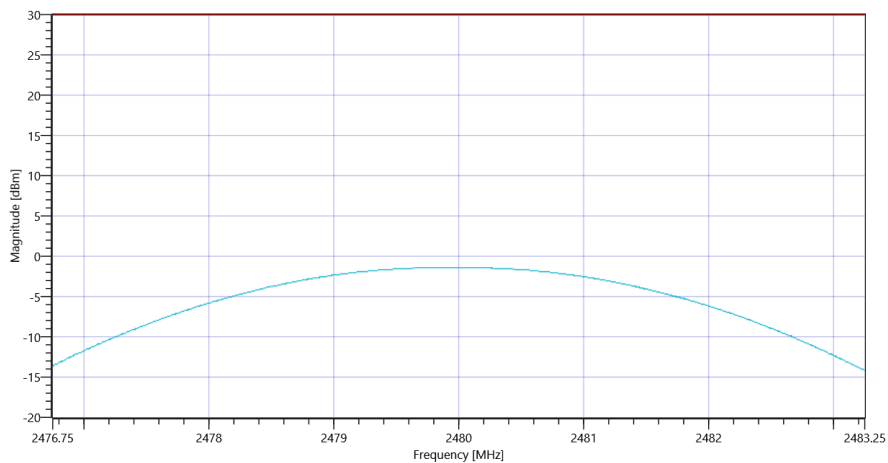
Test Description	Lower Limit	Upper Limit	Measured	Unit	Verdict
Connection result	---	---	---	--	TCON

READ SA SETTINGS:

RefLevel [dBm]   RefLevelOffset [dB]   InpAtt [dB]	7.29   10.46   15				
Start [MHz]   Stop [MHz]	2476.750   2483.250				
RBW [MHz]   VBW [MHz]	3.000000   10.000000				
Detector   TraceMode	POS   MAXH				
Sweep: Time [ms]   Count   Points per Section   Type	1000   10   1001   SWE				

RESULT: TC\_VM\_FCC15247\_Maximum\_Peak\_Conducted\_Output\_Power\_FHSS\_V01

Test Description	Lower Limit	Upper Limit	Measured	Unit	Verdict
Peak Power	---	30.00	-1.43	dBm	PASS
Peak Power	---	1000	0.719449	mW	PASS
Frequency at Peak	---	---	2480.02	MHz	Information



Plot\_FCC Part 15.247 Maximum Peak Conducted Output Power FHSS ~ BT Classic EDR Pi-4DQPSK\_27112019\_092310.png

TEST FINISHED

General Verdict

27.11.2019 09:23:10 / RT: 82 s

PASS



## 5. FCC Part 15.247 Maximum Peak Conducted Output Power FHSS ~ BT Classic EDR 8DPSK

Test References	
TC Start	27.11.2019 09:44:05
System Version	1.0.0.24
Test Specification	FCC Part 15.247
Test Method	
Class / TC Version / TC ID	TC_VM_FCC15247_Maximum_Peak_Conducted_Output_Power_FHSS_V01 Version: 0.0.1   TCID_FCC15247_4
My Description	FCC 15.247 Maximum Peak Output Power Conducted FHSS - BT Classic EDR 8DPSK
Add. Information	

Test Parameter	
Technology to test	BT Classic EDR 8DPSK
Antenna Port used	1
Temperature	mid
Voltage	mid
Frequency low to test	True   Freq [MHz] 2402
Frequency mid to test	True   Freq [MHz] 2441
Frequency high to test	True   Freq [MHz] 2480
Switched Path	IUT - SignalingUnit - SpectrumAnalyzer
Devices in use	SigBT: Rohde&Schwarz,CMW,1201.0002k75/100683,3.7.70   SA: Rohde&Schwarz,FSV-30,1321.3008K30/103809,3.60

## Test at TX 2402 MHz

RESULT: BT Classic Connection check

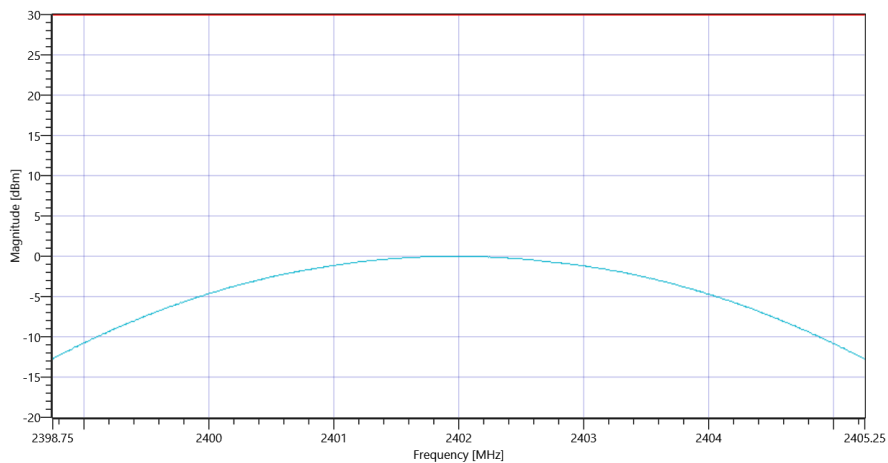
Test Description	Lower Limit	Upper Limit	Measured	Unit	Verdict
Connection result	---	---	---	--	TCON

READ SA SETTINGS:

RefLevel [dBm]   RefLevelOffset [dB]   InpAtt [dB]	8.46   10.29   15				
Start [MHz]   Stop [MHz]	2398.750   2405.250				
RBW [MHz]   VBW [MHz]	3.000000   10.000000				
Detector   TraceMode	POS   MAXH				
Sweep: Time [ms]   Count   Points per Section   Type	1000   10   1001   SWE				

RESULT: TC\_VM\_FCC15247\_Maximum\_Peak\_Conducted\_Output\_Power\_FHSS\_V01

Test Description	Lower Limit	Upper Limit	Measured	Unit	Verdict
Peak Power	---	30.00	0	dBm	PASS
Peak Power	---	1000	1	mW	PASS
Frequency at Peak	---	---	2401.942	MHz	Information



Plot\_FCC Part 15.247 Maximum Peak Conducted Output Power FHSS ~ BT Classic EDR 8DPSK\_27112019\_094439.png

## Test at TX 2441 MHz

RESULT: BT Classic Connection check

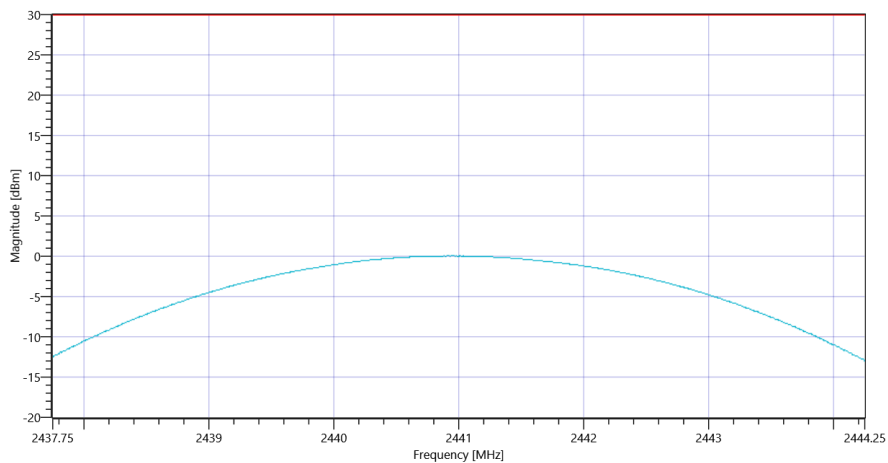
Test Description	Lower Limit	Upper Limit	Measured	Unit	Verdict
Connection result	---	---	---	--	TCON

READ SA SETTINGS:

RefLevel [dBm]   RefLevelOffset [dB]   InpAtt [dB]	8.73   10.41   15				
Start [MHz]   Stop [MHz]	2437.750   2444.250				
RBW [MHz]   VBW [MHz]	3.000000   10.000000				
Detector   TraceMode	POS   MAXH				
Sweep: Time [ms]   Count   Points per Section   Type	1000   10   1001   SWE				

RESULT: TC\_VM\_FCC15247\_Maximum\_Peak\_Conducted\_Output\_Power\_FHSS\_V01

Test Description	Lower Limit	Upper Limit	Measured	Unit	Verdict
Peak Power	---	30.00	0.04	dBm	PASS
Peak Power	---	1000	1.009253	mW	PASS
Frequency at Peak	---	---	2440.916	MHz	Information



Plot\_FCC Part 15.247 Maximum Peak Conducted Output Power FHSS ~ BT Classic EDR 8DPSK\_27112019\_094504.png

## Test at TX 2480 MHz

RESULT: BT Classic Connection check

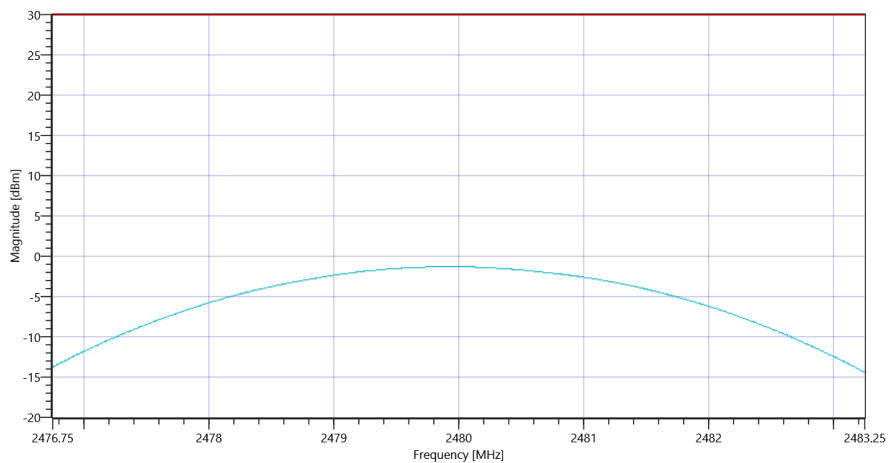
Test Description	Lower Limit	Upper Limit	Measured	Unit	Verdict
Connection result	---	---	---	--	TCON

READ SA SETTINGS:

RefLevel [dBm]   RefLevelOffset [dB]   InpAtt [dB]	7.45   10.46   15				
Start [MHz]   Stop [MHz]	2476.750   2483.250				
RBW [MHz]   VBW [MHz]	3.000000   10.000000				
Detector   TraceMode	POS   MAXH				
Sweep: Time [ms]   Count   Points per Section   Type	1000   10   1001   SWE				

RESULT: TC\_VM\_FCC15247\_Maximum\_Peak\_Conducted\_Output\_Power\_FHSS\_V01

Test Description	Lower Limit	Upper Limit	Measured	Unit	Verdict
Peak Power	---	30.00	-1.31	dBm	PASS
Peak Power	---	1000	0.739605	mW	PASS
Frequency at Peak	---	---	2479.903	MHz	Information



Plot\_FCC Part 15.247 Maximum Peak Conducted Output Power FHSS ~ BT Classic EDR 8DPSK\_27112019\_094528.png

TEST FINISHED

General Verdict

27.11.2019 09:45:29 / RT: 83 s

PASS

## 6. FCC Part 15.247 Number Of Hopping Channels FHSS ~ BT Classic Basic rate

Test References	
TC Start	27.11.2019 09:00:59
System Version	1.0.0.24
Test Specification	FCC Part 15.247
Test Method	
Class / TC Version / TC ID	TC_VM_FCC15247_Number_of_hopping_channels_FHSS_V01 Version: 0.0.1   TCID_FCC15247_5
My Description	FCC 15.247 Number Of Hopping Channels FHSS - BT Classic Basic Rate
Add. Information	

Test Parameter	
Technology to test	BT Classic Basic rate
Antenna Port used	1
Temperature	mid
Voltage	mid
Frequency low to test	False   Freq [MHz] 2402
Frequency mid to test	False   Freq [MHz] 2441
Frequency high to test	False   Freq [MHz] 2480
Device in hopping mode	True
Switched Path	IUT - SignalingUnit - SpectrumAnalyzer
Devices in use	SigBT: Rohde&Schwarz,CMW,1201.0002k75/100683,3.7.70   SA: Rohde&Schwarz,FSV-30,1321.3008K30/103809,3.60

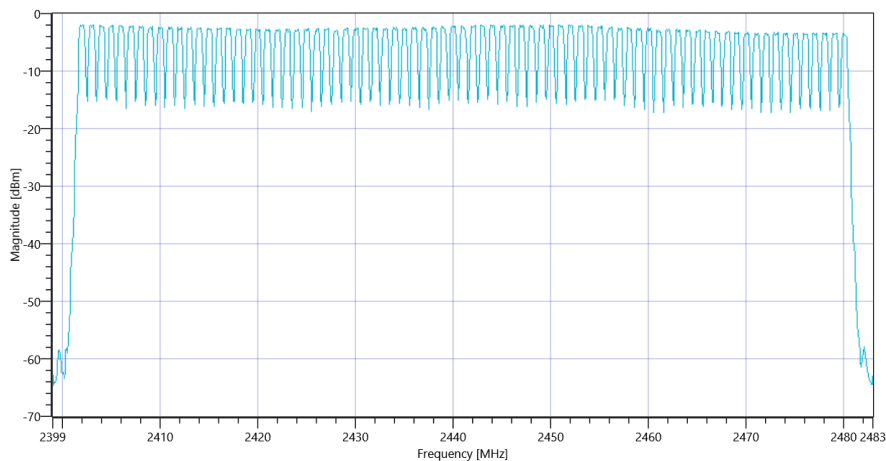
## Test at TX hopping MHz

RESULT: BT Classic Connection check					
Test Description	Lower Limit	Upper Limit	Measured	Unit	Verdict
Connection result	--	--	--	--	TCON

READ SA SETTINGS:	
RefLevel [dBm]   RefLevelOffset [dB]   InpAtt [dB]	2.89   10.41   10
Start [MHz]   Stop [MHz]	2399.000   2483.000
RBW [MHz]   VBW [MHz]	0.200000   0.500000
Detector   TraceMode	POS   MAXH
Sweep: Time [ms]   Count   Points per Section   Type	1   10000   1001   SWE

RESULT: TC_VM_FCC15247_Number_of_hopping_channels_FHSS_V01					
Test Description	Lower Limit	Upper Limit	Measured	Unit	Verdict
Hopp channel (rounded)	--	--	2402	MHz	Information
Hopp channel (rounded)	--	--	2403	MHz	Information
Hopp channel (rounded)	--	--	2404	MHz	Information
Hopp channel (rounded)	--	--	2405	MHz	Information
Hopp channel (rounded)	--	--	2406	MHz	Information
Hopp channel (rounded)	--	--	2407	MHz	Information
Hopp channel (rounded)	--	--	2408	MHz	Information
Hopp channel (rounded)	--	--	2409	MHz	Information
Hopp channel (rounded)	--	--	2410	MHz	Information
Hopp channel (rounded)	--	--	2411	MHz	Information
Hopp channel (rounded)	--	--	2412	MHz	Information
Hopp channel (rounded)	--	--	2413	MHz	Information
Hopp channel (rounded)	--	--	2414	MHz	Information
Hopp channel (rounded)	--	--	2415	MHz	Information
Hopp channel (rounded)	--	--	2416	MHz	Information
Hopp channel (rounded)	--	--	2417	MHz	Information
Hopp channel (rounded)	--	--	2418	MHz	Information
Hopp channel (rounded)	--	--	2419	MHz	Information
Hopp channel (rounded)	--	--	2420	MHz	Information
Hopp channel (rounded)	--	--	2421	MHz	Information
Hopp channel (rounded)	--	--	2422	MHz	Information
Hopp channel (rounded)	--	--	2423	MHz	Information
Hopp channel (rounded)	--	--	2424	MHz	Information
Hopp channel (rounded)	--	--	2425	MHz	Information
Hopp channel (rounded)	--	--	2426	MHz	Information
Hopp channel (rounded)	--	--	2427	MHz	Information
Hopp channel (rounded)	--	--	2428	MHz	Information
Hopp channel (rounded)	--	--	2429	MHz	Information
Hopp channel (rounded)	--	--	2430	MHz	Information
Hopp channel (rounded)	--	--	2431	MHz	Information
Hopp channel (rounded)	--	--	2432	MHz	Information
Hopp channel (rounded)	--	--	2433	MHz	Information
Hopp channel (rounded)	--	--	2434	MHz	Information
Hopp channel (rounded)	--	--	2435	MHz	Information
Hopp channel (rounded)	--	--	2436	MHz	Information
Hopp channel (rounded)	--	--	2437	MHz	Information
Hopp channel (rounded)	--	--	2438	MHz	Information
Hopp channel (rounded)	--	--	2439	MHz	Information
Hopp channel (rounded)	--	--	2440	MHz	Information
Hopp channel (rounded)	--	--	2441	MHz	Information
Hopp channel (rounded)	--	--	2442	MHz	Information
Hopp channel (rounded)	--	--	2443	MHz	Information

Hopp channel (rounded)	--	--	2444	MHz	Information
Hopp channel (rounded)	--	--	2445	MHz	Information
Hopp channel (rounded)	--	--	2446	MHz	Information
Hopp channel (rounded)	--	--	2447	MHz	Information
Hopp channel (rounded)	--	--	2448	MHz	Information
Hopp channel (rounded)	--	--	2449	MHz	Information
Hopp channel (rounded)	--	--	2450	MHz	Information
Hopp channel (rounded)	--	--	2451	MHz	Information
Hopp channel (rounded)	--	--	2452	MHz	Information
Hopp channel (rounded)	--	--	2453	MHz	Information
Hopp channel (rounded)	--	--	2454	MHz	Information
Hopp channel (rounded)	--	--	2455	MHz	Information
Hopp channel (rounded)	--	--	2456	MHz	Information
Hopp channel (rounded)	--	--	2457	MHz	Information
Hopp channel (rounded)	--	--	2458	MHz	Information
Hopp channel (rounded)	--	--	2459	MHz	Information
Hopp channel (rounded)	--	--	2460	MHz	Information
Hopp channel (rounded)	--	--	2461	MHz	Information
Hopp channel (rounded)	--	--	2462	MHz	Information
Hopp channel (rounded)	--	--	2463	MHz	Information
Hopp channel (rounded)	--	--	2464	MHz	Information
Hopp channel (rounded)	--	--	2465	MHz	Information
Hopp channel (rounded)	--	--	2466	MHz	Information
Hopp channel (rounded)	--	--	2467	MHz	Information
Hopp channel (rounded)	--	--	2468	MHz	Information
Hopp channel (rounded)	--	--	2469	MHz	Information
Hopp channel (rounded)	--	--	2470	MHz	Information
Hopp channel (rounded)	--	--	2471	MHz	Information
Hopp channel (rounded)	--	--	2472	MHz	Information
Hopp channel (rounded)	--	--	2473	MHz	Information
Hopp channel (rounded)	--	--	2474	MHz	Information
Hopp channel (rounded)	--	--	2475	MHz	Information
Hopp channel (rounded)	--	--	2476	MHz	Information
Hopp channel (rounded)	--	--	2477	MHz	Information
Hopp channel (rounded)	--	--	2478	MHz	Information
Hopp channel (rounded)	--	--	2479	MHz	Information
Hopp channel (rounded)	--	--	2480	MHz	Information
Σ Hopping channels	15	--	79	Number	PASS



Plot\_FCC Part 15.247 Number Of Hopping Channels FHSS ~ BT Classic Basic rate\_27112019\_090146.png

TEST FINISHED

General Verdict

27.11.2019 09:01:46 / RT: 47 s

PASS



## 7. FCC Part 15.247 Carrier Frequency Separation FHSS ~ BT Classic Basic rate

Test References	
TC Start	27.11.2019 09:01:50
System Version	1.0.0.24
Test Specification	FCC Part 15.247
Test Method	
Class / TC Version / TC ID	TC_VM_FCC15247_Carrier_Frequency_Separation_FHSS_V01 Version: 0.0.1   TCID_FCC15247_9
My Description	FCC 15.247 Carrier Frequency Separation FHSS - BT Classic Basic Rate
Add. Information	

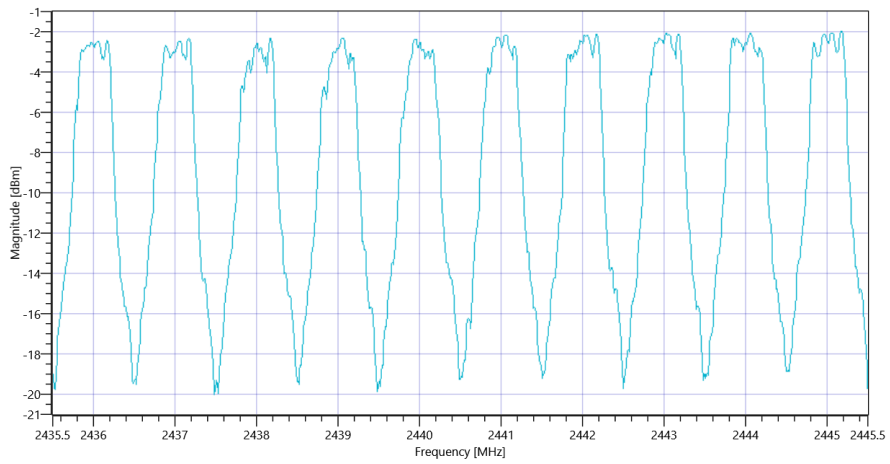
Test Parameter	
Technology to test	BT Classic Basic rate
Antenna Port used	1
Temperature	mid
Voltage	mid
Frequency low to test	False   Freq [MHz] 2402
Frequency mid to test	False   Freq [MHz] 2441
Frequency high to test	False   Freq [MHz] 2480
Device in hopping mode	True
Switched Path	IUT - SignalingUnit - SpectrumAnalyzer
Devices in use	SigBT: Rohde&Schwarz,CMW,1201.0002k75/100683,3.7.70   SA: Rohde&Schwarz,FSV-30,1321.3008K30/103809,3.60

## Test at TX hopping MHz

RESULT: BT Classic Connection check					
Test Description	Lower Limit	Upper Limit	Measured	Unit	Verdict
Connection result	---	---	---	--	TCON

READ SA SETTINGS:	
RefLevel [dBm]   RefLevelOffset [dB]   InpAtt [dB]	2.83   10.41   10
Start [MHz]   Stop [MHz]	2435.500   2445.500
RBW [MHz]   VBW [MHz]	0.100000   0.300000
Detector   TraceMode	POS   MAXH
Sweep: Time [ms]   Count   Points per Section   Type	1   20000   1001   SWE

RESULT: TC_VM_FCC15247_Carrier_Frequency_Separation_FHSS_V01					
Test Description	Lower Limit	Upper Limit	Measured	Unit	Verdict
1 CFS n to n+1 (rnd)	0.025	---	1	MHz	PASS
1 CFS n to n+1 (rnd)	0.667 (2/3 Nom.BW)	---	1	MHz	PASS
2 CFS n to n+1 (rnd)	0.025	---	1	MHz	PASS
2 CFS n to n+1 (rnd)	0.667 (2/3 Nom.BW)	---	1	MHz	PASS
3 CFS n to n+1 (rnd)	0.025	---	1	MHz	PASS
3 CFS n to n+1 (rnd)	0.667 (2/3 Nom.BW)	---	1	MHz	PASS
4 CFS n to n+1 (rnd)	0.025	---	1	MHz	PASS
4 CFS n to n+1 (rnd)	0.667 (2/3 Nom.BW)	---	1	MHz	PASS
5 CFS n to n+1 (rnd)	0.025	---	1	MHz	PASS
5 CFS n to n+1 (rnd)	0.667 (2/3 Nom.BW)	---	1	MHz	PASS
6 CFS n to n+1 (rnd)	0.025	---	1	MHz	PASS
6 CFS n to n+1 (rnd)	0.667 (2/3 Nom.BW)	---	1	MHz	PASS
7 CFS n to n+1 (rnd)	0.025	---	1	MHz	PASS
7 CFS n to n+1 (rnd)	0.667 (2/3 Nom.BW)	---	1	MHz	PASS
8 CFS n to n+1 (rnd)	0.025	---	1	MHz	PASS
8 CFS n to n+1 (rnd)	0.667 (2/3 Nom.BW)	---	1	MHz	PASS
9 CFS n to n+1 (rnd)	0.025	---	1	MHz	PASS
9 CFS n to n+1 (rnd)	0.667 (2/3 Nom.BW)	---	1	MHz	PASS
Carrier Freq. (rnd)	---	---	2436	MHz	Information
Carrier Freq. (rnd)	---	---	2437	MHz	Information
Carrier Freq. (rnd)	---	---	2438	MHz	Information
Carrier Freq. (rnd)	---	---	2439	MHz	Information
Carrier Freq. (rnd)	---	---	2440	MHz	Information
Carrier Freq. (rnd)	---	---	2441	MHz	Information
Carrier Freq. (rnd)	---	---	2442	MHz	Information
Carrier Freq. (rnd)	---	---	2443	MHz	Information
Carrier Freq. (rnd)	---	---	2444	MHz	Information
Carrier Freq. (rnd)	---	---	2445	MHz	Information



Plot\_FCC Part 15.247 Carrier Frequency Separation FHSS ~ BT Classic Basic rate\_27112019\_090349.png

TEST FINISHED

General Verdict

27.11.2019 09:03:49 / RT: 119 s

PASS

## 8. FCC Part 15.247 Bandwidth 99PCT-20dB ~ BT Classic Basic rate

Test References	
TC Start	27.11.2019 09:03:53
System Version	1.0.0.24
Test Specification	FCC Part 15.247
Test Method	
Class / TC Version / TC ID	TC_VM_FCC15247_Bandwidth_99PCT_20dB_DTS_FHSS_V01 Version: 0.0.2   TCID_FCC15247_2
My Description	FCC 15.247 Bandwidth 99PCT - 20dB FHSS - BT Classic Basic Rate
Add. Information	

Test Parameter	
Technology to test	BT Classic Basic rate
Antenna Port used	1
Temperature	mid
Voltage	mid
Frequency low to test	True   Freq [MHz] 2402
Frequency mid to test	True   Freq [MHz] 2441
Frequency high to test	True   Freq [MHz] 2480
Switched Path	IUT - SignalingUnit - SpectrumAnalyzer
Devices in use	SigBT: Rohde&Schwarz,CMW,1201.0002k75/100683,3.7.70   SA: Rohde&Schwarz,FSV-30,1321.3008K30/103809,3.60

## Test at TX 2402 MHz

RESULT: BT Classic Connection check

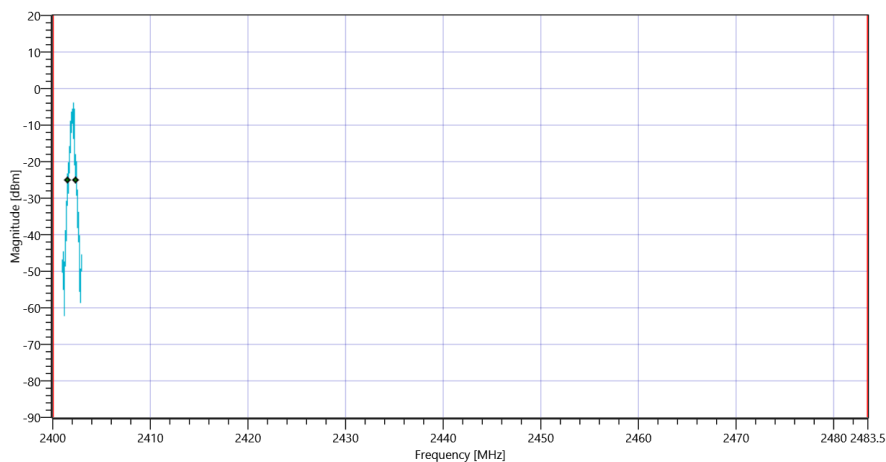
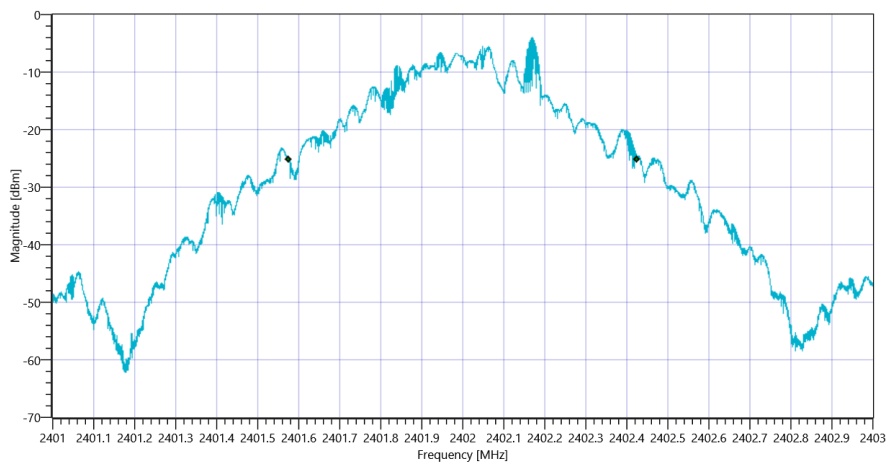
Test Description	Lower Limit	Upper Limit	Measured	Unit	Verdict
Connection result	---	---	---	--	TCON

READ SA SETTINGS:

RefLevel [dBm]   RefLevelOffset [dB]   InpAtt [dB]	2.56   10.29   10				
Start [MHz]   Stop [MHz]	2401.000   2403.000				
RBW [MHz]   VBW [MHz]	0.020000   0.050000				
Detector   TraceMode	POS   MAXH				
Sweep: Time [ms]   Count   Points per Section   Type	50   200   10001   SWE				

RESULT: TC\_VM\_FCC15247\_Bandwidth\_99PCT\_20dB\_DTS\_FHSS\_V01

Test Description	Lower Limit	Upper Limit	Measured	Unit	Verdict
Bandwidth 99%	---	---	849	kHz	Information
T1 99%	2400.000000	---	2401.5752	MHz	PASS
T2 99%	---	2483.500000	2402.4242	MHz	PASS



RESULT: TC\_VM\_FCC15247\_Bandwidth\_99PCT\_20dB\_DTS\_FHSS\_V01

Test Description	Lower Limit	Upper Limit	Measured	Unit	Verdict
Bandwidth 20dB	---	---	869	kHz	Information
T1 20dB	2400.000000	---	2401.5522	MHz	PASS

T2 20dB

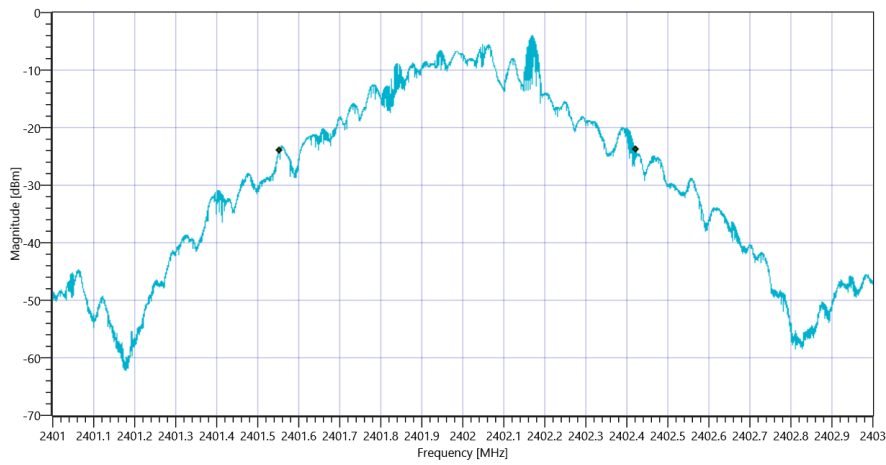
--

2483.500000

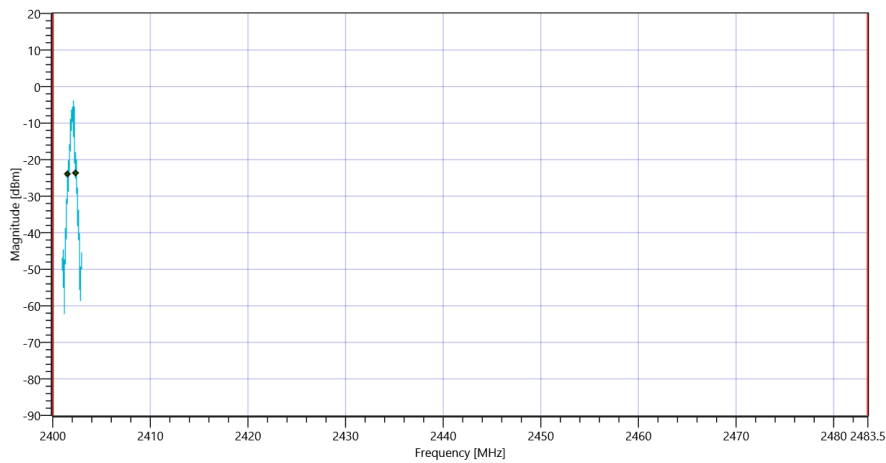
2402.4214

MHz

PASS



Plot\_FCC Part 15.247 Bandwidth 99PCT-20dB ~ BT Classic Basic rate 20dB\_27112019\_090433.png



Plot\_FCC Part 15.247 Bandwidth 99PCT-20dB ~ BT Classic Basic rate\_27112019\_090436.png

## Test at TX 2441 MHz

**RESULT: BT Classic Connection check**

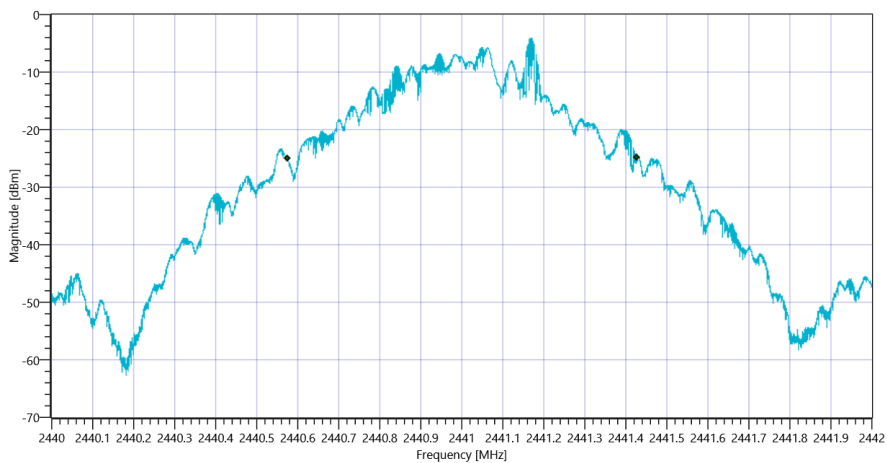
Test Description	Lower Limit	Upper Limit	Measured	Unit	Verdict
Connection result	---	---	---	--	TCON

**READ SA SETTINGS:**

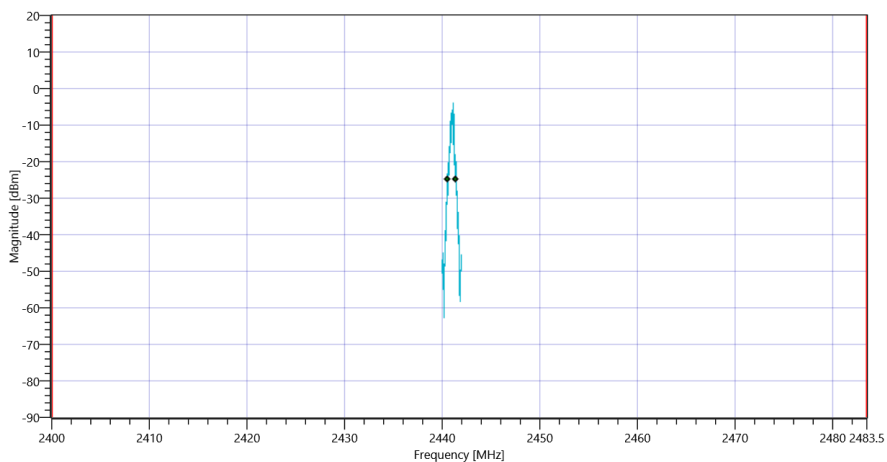
RefLevel [dBm]   RefLevelOffset [dB]   InpAtt [dB]	2.55   10.41   10				
Start [MHz]   Stop [MHz]	2440.000   2442.000				
RBW [MHz]   VBW [MHz]	0.020000   0.050000				
Detector   TraceMode	POS   MAXH				
Sweep: Time [ms]   Count   Points per Section   Type	50   200   10001   SWE				

**RESULT: TC\_VM\_FCC15247\_Bandwidth\_99PCT\_20dB\_DTS\_FHSS\_V01**

Test Description	Lower Limit	Upper Limit	Measured	Unit	Verdict
Bandwidth 99%	---	---	852	kHz	Information
T1 99%	2400.000000	---	2440.5744	MHz	PASS
T2 99%	---	2483.500000	2441.4264	MHz	PASS



Plot\_FCC Part 15.247 Bandwidth 99PCT-20dB ~ BT Classic Basic rate 99PCT\_27112019\_090501.png



Plot\_FCC Part 15.247 Bandwidth 99PCT-20dB ~ BT Classic Basic rate\_27112019\_090504.png

**RESULT: TC\_VM\_FCC15247\_Bandwidth\_99PCT\_20dB\_DTS\_FHSS\_V01**

Test Description	Lower Limit	Upper Limit	Measured	Unit	Verdict
Bandwidth 20dB	---	---	870	kHz	Information
T1 20dB	2400.000000	---	2440.5518	MHz	PASS

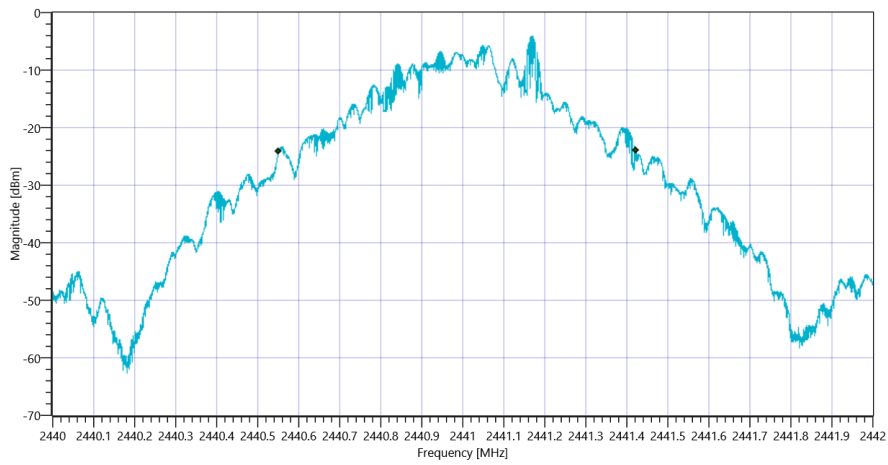
T2 20dB

2483.50000

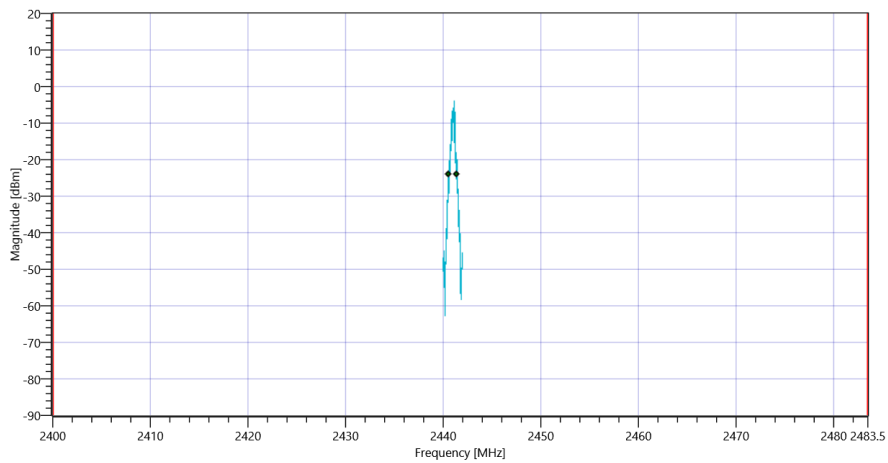
2441.4216

MHz

PASS



Plot\_FCC Part 15.247 Bandwidth 99PCT-20dB ~ BT Classic Basic rate 20dB\_27112019\_090508.png



Plot\_FCC Part 15.247 Bandwidth 99PCT-20dB ~ BT Classic Basic rate\_27112019\_090511.png



## Test at TX 2480 MHz

RESULT: BT Classic Connection check

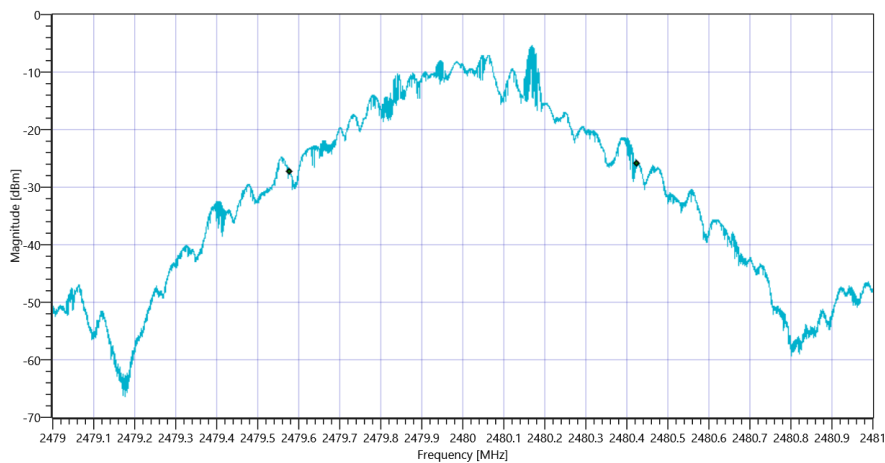
Test Description	Lower Limit	Upper Limit	Measured	Unit	Verdict
Connection result	---	---	---	--	TCON

READ SA SETTINGS:

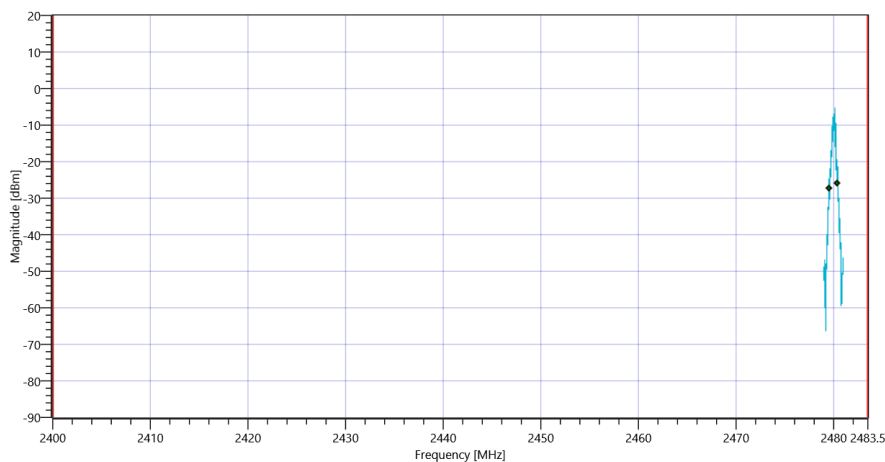
RefLevel [dBm]   RefLevelOffset [dB]   InpAtt [dB]	1.25   10.46   10				
Start [MHz]   Stop [MHz]	2479.000   2481.000				
RBW [MHz]   VBW [MHz]	0.020000   0.050000				
Detector   TraceMode	POS   MAXH				
Sweep: Time [ms]   Count   Points per Section   Type	50   200   10001   SWE				

RESULT: TC\_VM\_FCC15247\_Bandwidth\_99PCT\_20dB\_DTS\_FHSS\_V01

Test Description	Lower Limit	Upper Limit	Measured	Unit	Verdict
Bandwidth 99%	---	---	846	kHz	Information
T1 99%	2400.000000	---	2479.5786	MHz	PASS
T2 99%	---	2483.500000	2480.4246	MHz	PASS



Plot\_FCC Part 15.247 Bandwidth 99PCT-20dB ~ BT Classic Basic rate 99PCT\_27112019\_090537.png



Plot\_FCC Part 15.247 Bandwidth 99PCT-20dB ~ BT Classic Basic rate\_27112019\_090540.png

RESULT: TC\_VM\_FCC15247\_Bandwidth\_99PCT\_20dB\_DTS\_FHSS\_V01

Test Description	Lower Limit	Upper Limit	Measured	Unit	Verdict
Bandwidth 20dB	---	---	869	kHz	Information
T1 20dB	2400.000000	---	2479.5528	MHz	PASS

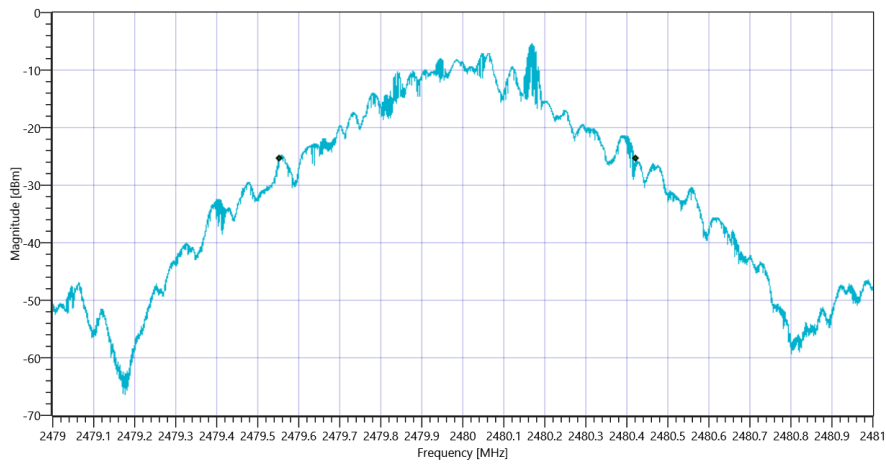
T2 20dB

2483.50000

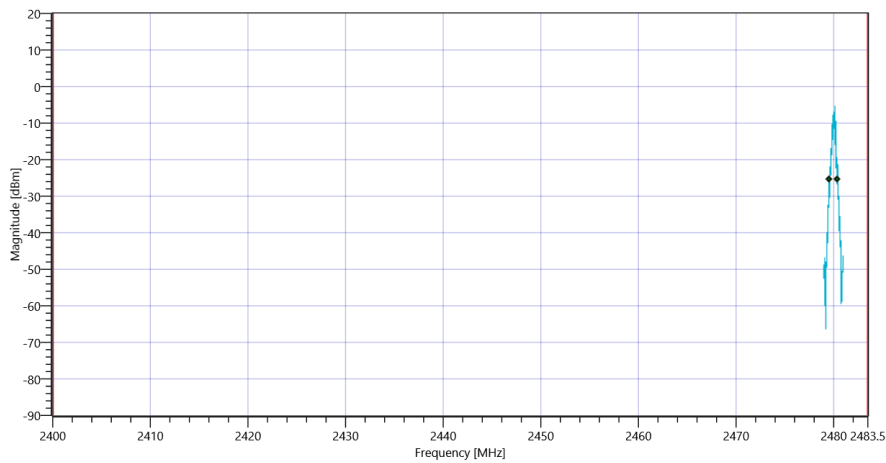
2480.4220

MHz

PASS



Plot\_FCC Part 15.247 Bandwidth 99PCT-20dB ~ BT Classic Basic rate 20dB\_27112019\_090544.png



Plot\_FCC Part 15.247 Bandwidth 99PCT-20dB ~ BT Classic Basic rate\_27112019\_090547.png

TEST FINISHED

General Verdict

27.11.2019 09:05:47 / RT: 114 s

PASS

## 9. FCC Part 15.247 Bandwidth 99PCT-20dB ~ BT Classic EDR Pi/4DQPSK

Test References	
TC Start	27.11.2019 09:26:09
System Version	1.0.0.24
Test Specification	FCC Part 15.247
Test Method	
Class / TC Version / TC ID	TC_VM_FCC15247_Bandwidth_99PCT_20dB_DTS_FHSS_V01 Version: 0.0.2   TCID_FCC15247_2
My Description	FCC 15.247 Bandwidth 99PCT - 20dB FHSS - BT Classic EDR Pi/4DQPSK
Add. Information	

Test Parameter	
Technology to test	BT Classic EDR Pi/4DQPSK
Antenna Port used	1
Temperature	mid
Voltage	mid
Frequency low to test	True   Freq [MHz] 2402
Frequency mid to test	True   Freq [MHz] 2441
Frequency high to test	True   Freq [MHz] 2480
Switched Path	IUT - SignalingUnit - SpectrumAnalyzer
Devices in use	SigBT: Rohde&Schwarz,CMW,1201.0002k75/100683,3.7.70   SA: Rohde&Schwarz,FSV-30,1321.3008K30/103809,3.60

## Test at TX 2402 MHz

**RESULT: BT Classic Connection check**

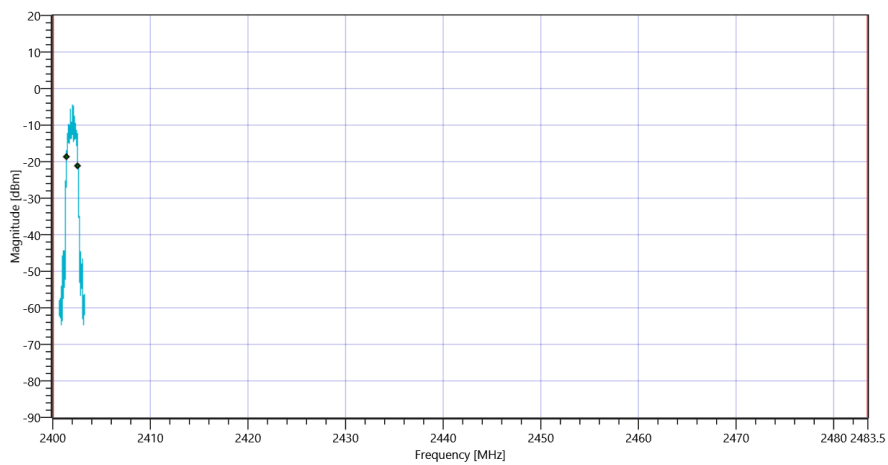
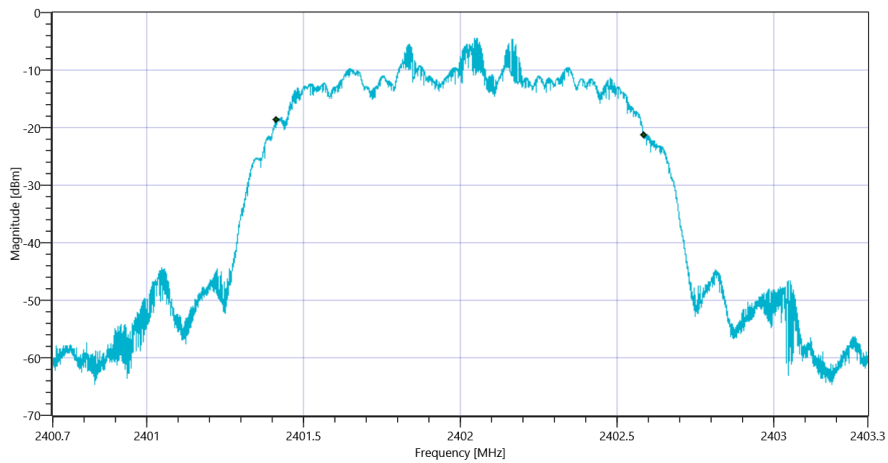
Test Description	Lower Limit	Upper Limit	Measured	Unit	Verdict
Connection result	---	---	---	--	TCON

**READ SA SETTINGS:**

RefLevel [dBm]   RefLevelOffset [dB]   InpAtt [dB]	3.42   10.29   10				
Start [MHz]   Stop [MHz]	2400.700   2403.300				
RBW [MHz]   VBW [MHz]	0.030000   0.100000				
Detector   TraceMode	POS   MAXH				
Sweep: Time [ms]   Count   Points per Section   Type	50   200   10001   SWE				

**RESULT: TC\_VM\_FCC15247\_Bandwidth\_99PCT\_20dB\_DTS\_FHSS\_V01**

Test Description	Lower Limit	Upper Limit	Measured	Unit	Verdict
Bandwidth 99%	---	---	1172	kHz	Information
T1 99%	2400.000000	---	2401.4127	MHz	PASS
T2 99%	---	2483.500000	2402.5852	MHz	PASS



**RESULT: TC\_VM\_FCC15247\_Bandwidth\_99PCT\_20dB\_DTS\_FHSS\_V01**

Test Description	Lower Limit	Upper Limit	Measured	Unit	Verdict
Bandwidth 20dB	---	---	1282	kHz	Information
T1 20dB	2400.000000	---	2401.3713	MHz	PASS

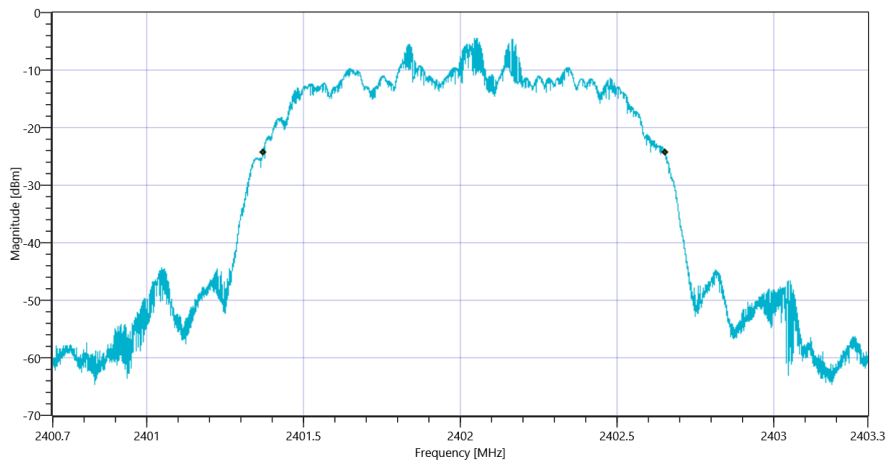
T2 20dB

2483.50000

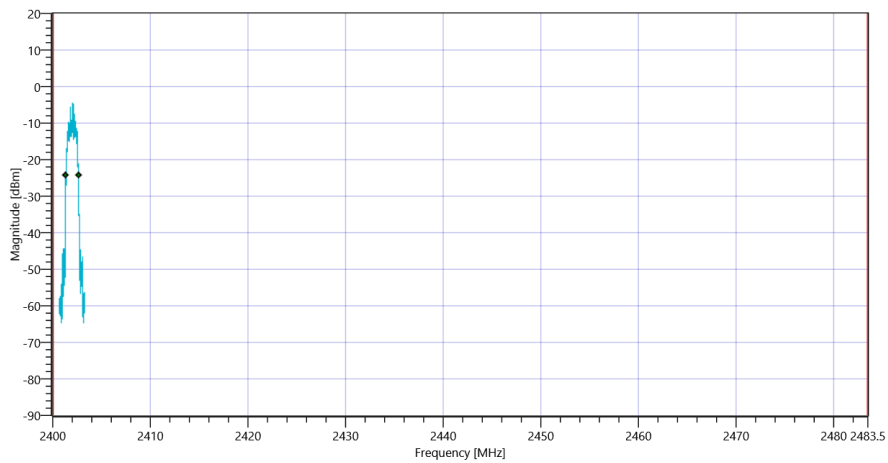
2402.6534

MHz

PASS



Plot\_FCC Part 15.247 Bandwidth 99PCT-20dB ~ BT Classic EDR Pi-4DQPSK 20dB\_27112019\_092649.png



Plot\_FCC Part 15.247 Bandwidth 99PCT-20dB ~ BT Classic EDR Pi-4DQPSK\_27112019\_092652.png

## Test at TX 2441 MHz

**RESULT: BT Classic Connection check**

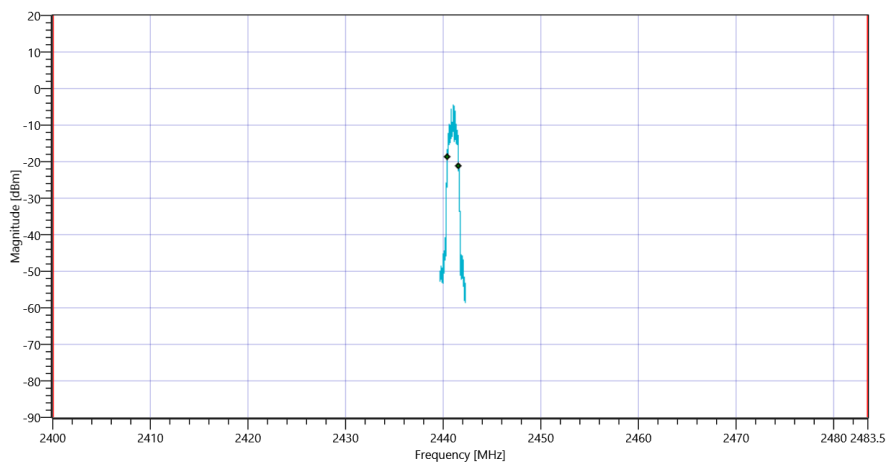
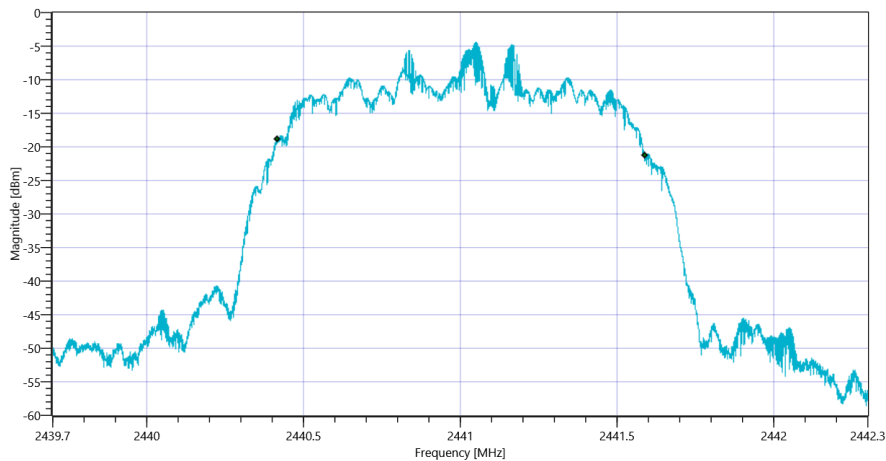
Test Description	Lower Limit	Upper Limit	Measured	Unit	Verdict
Connection result	---	---	---	--	TCON

**READ SA SETTINGS:**

RefLevel [dBm]   RefLevelOffset [dB]   InpAtt [dB]	3.55   10.41   10				
Start [MHz]   Stop [MHz]	2439.700   2442.300				
RBW [MHz]   VBW [MHz]	0.030000   0.100000				
Detector   TraceMode	POS   MAXH				
Sweep: Time [ms]   Count   Points per Section   Type	50   200   10001   SWE				

**RESULT: TC\_VM\_FCC15247\_Bandwidth\_99PCT\_20dB\_DTS\_FHSS\_V01**

Test Description	Lower Limit	Upper Limit	Measured	Unit	Verdict
Bandwidth 99%	---	---	1174	kHz	Information
T1 99%	2400.000000	---	2440.4158	MHz	PASS
T2 99%	---	2483.500000	2441.5901	MHz	PASS



**RESULT: TC\_VM\_FCC15247\_Bandwidth\_99PCT\_20dB\_DTS\_FHSS\_V01**

Test Description	Lower Limit	Upper Limit	Measured	Unit	Verdict
Bandwidth 20dB	---	---	1283	kHz	Information
T1 20dB	2400.000000	---	2440.3713	MHz	PASS

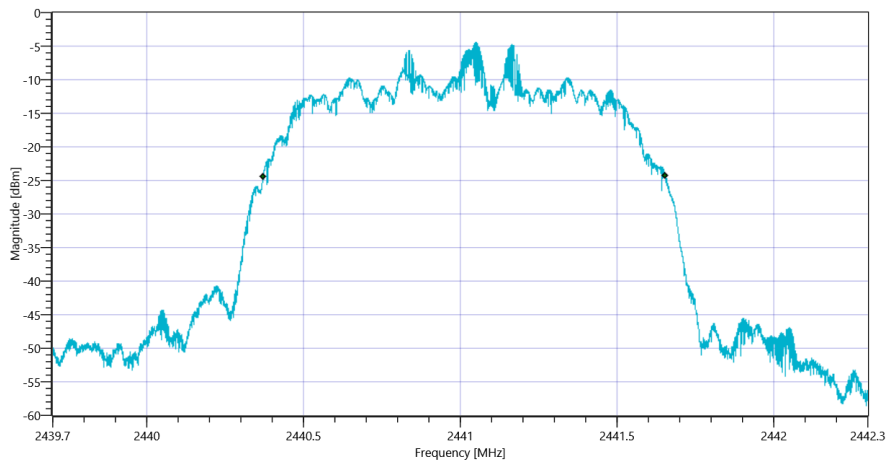
T2 20dB

2483.50000

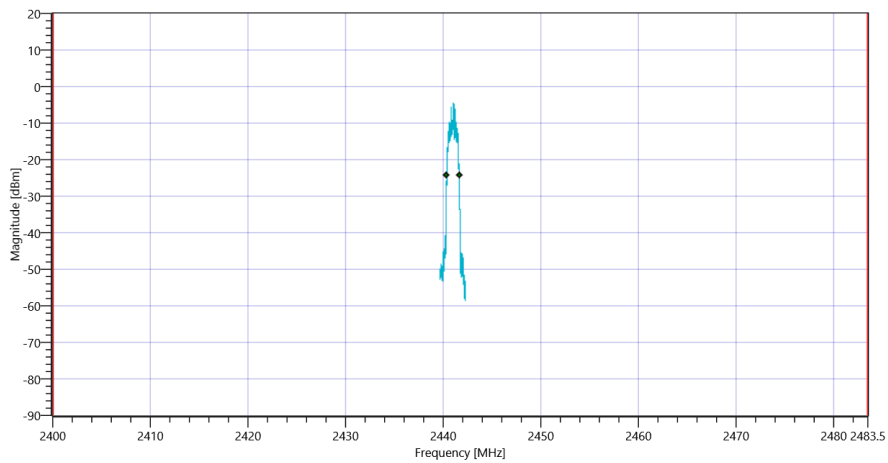
2441.6542

MHz

PASS



Plot\_FCC Part 15.247 Bandwidth 99PCT-20dB ~ BT Classic EDR Pi-4DQPSK 20dB\_27112019\_092724.png



Plot\_FCC Part 15.247 Bandwidth 99PCT-20dB ~ BT Classic EDR Pi-4DQPSK\_27112019\_092727.png

## Test at TX 2480 MHz

RESULT: BT Classic Connection check

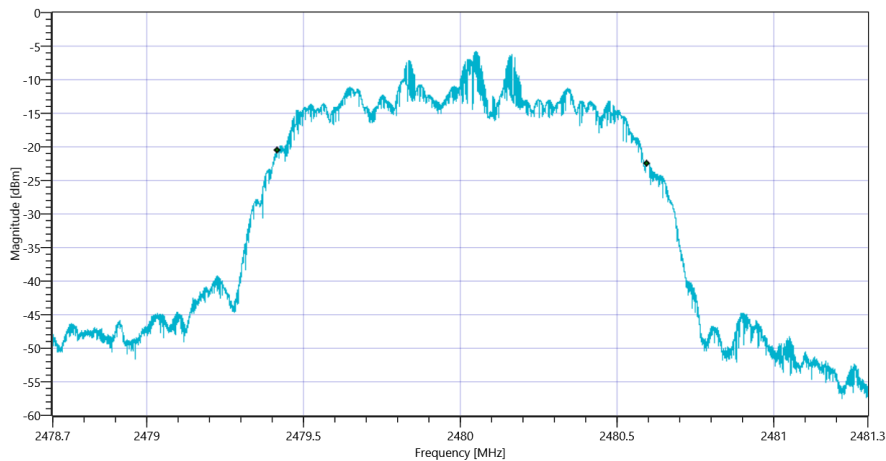
Test Description	Lower Limit	Upper Limit	Measured	Unit	Verdict
Connection result	---	---	---	--	TCON

READ SA SETTINGS:

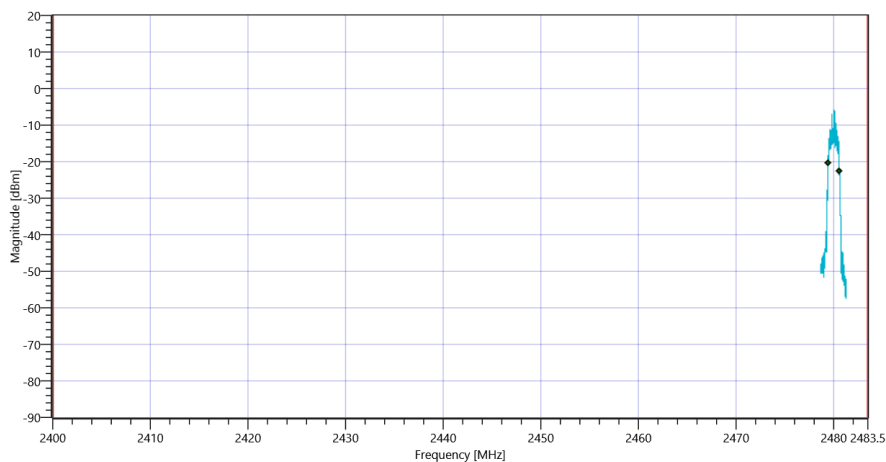
RefLevel [dBm]   RefLevelOffset [dB]   InpAtt [dB]	2.59   10.46   10				
Start [MHz]   Stop [MHz]	2478.700   2481.300				
RBW [MHz]   VBW [MHz]	0.030000   0.100000				
Detector   TraceMode	POS   MAXH				
Sweep: Time [ms]   Count   Points per Section   Type	50   200   10001   SWE				

RESULT: TC\_VM\_FCC15247\_Bandwidth\_99PCT\_20dB\_DTS\_FHSS\_V01

Test Description	Lower Limit	Upper Limit	Measured	Unit	Verdict
Bandwidth 99%	---	---	1178	kHz	Information
T1 99%	2400.000000	---	2479.4161	MHz	PASS
T2 99%	---	2483.500000	2480.5943	MHz	PASS



Plot\_FCC Part 15.247 Bandwidth 99PCT-20dB ~ BT Classic EDR Pi-4DQPSK 99PCT\_27112019\_092753.png



Plot\_FCC Part 15.247 Bandwidth 99PCT-20dB ~ BT Classic EDR Pi-4DQPSK\_27112019\_092756.png

RESULT: TC\_VM\_FCC15247\_Bandwidth\_99PCT\_20dB\_DTS\_FHSS\_V01

Test Description	Lower Limit	Upper Limit	Measured	Unit	Verdict
Bandwidth 20dB	---	---	1284	kHz	Information
T1 20dB	2400.000000	---	2479.3721	MHz	PASS



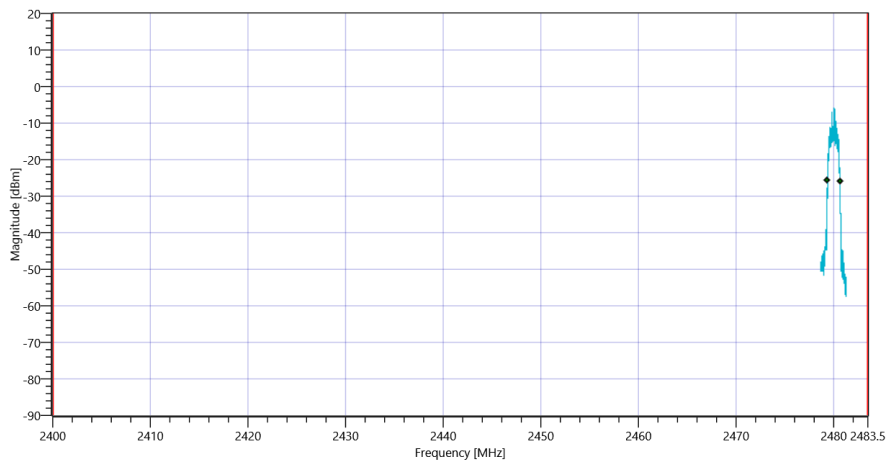
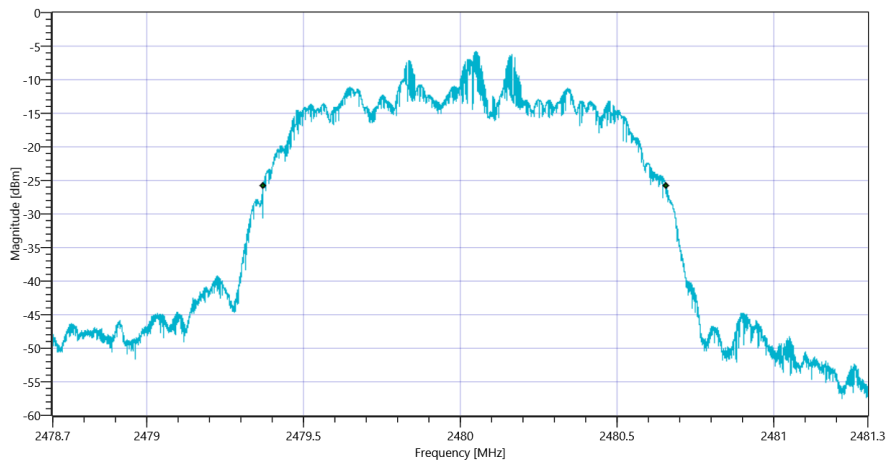
T2 20dB

2483.50000

2480.6560

MHz

PASS



TEST FINISHED

General Verdict

27.11.2019 09:28:04 / RT: 114 s

PASS

## 10. FCC Part 15.247 Bandwidth 99PCT-20dB ~ BT Classic EDR 8DPSK

Test References	
TC Start	27.11.2019 09:48:28
System Version	1.0.0.24
Test Specification	FCC Part 15.247
Test Method	
Class / TC Version / TC ID	TC_VM_FCC15247_Bandwidth_99PCT_20dB_DTS_FHSS_V01 Version: 0.0.2   TCID_FCC15247_2
My Description	FCC 15.247 Bandwidth 99PCT - 20dB FHSS - BT Classic EDR 8DPSK
Add. Information	

Test Parameter	
Technology to test	BT Classic EDR 8DPSK
Antenna Port used	1
Temperature	mid
Voltage	mid
Frequency low to test	True   Freq [MHz] 2402
Frequency mid to test	True   Freq [MHz] 2441
Frequency high to test	True   Freq [MHz] 2480
Switched Path	IUT - SignalingUnit - SpectrumAnalyzer
Devices in use	SigBT: Rohde&Schwarz,CMW,1201.0002k75/100683,3.7.70   SA: Rohde&Schwarz,FSV-30,1321.3008K30/103809,3.60

## Test at TX 2402 MHz

RESULT: BT Classic Connection check

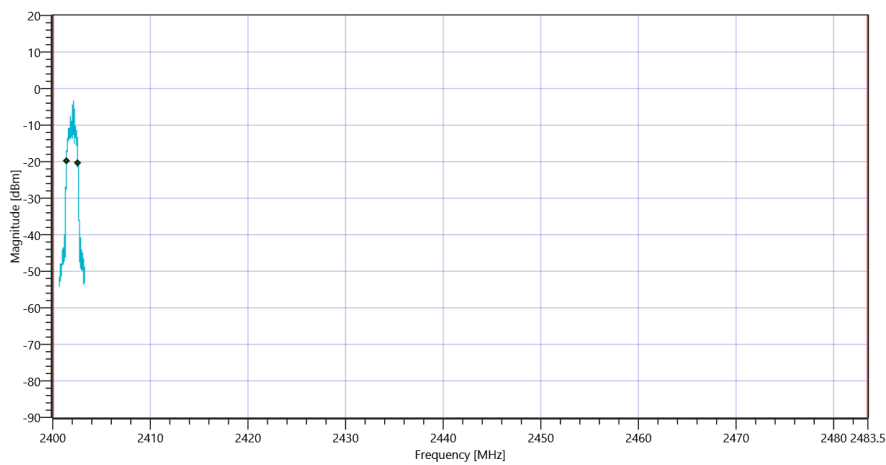
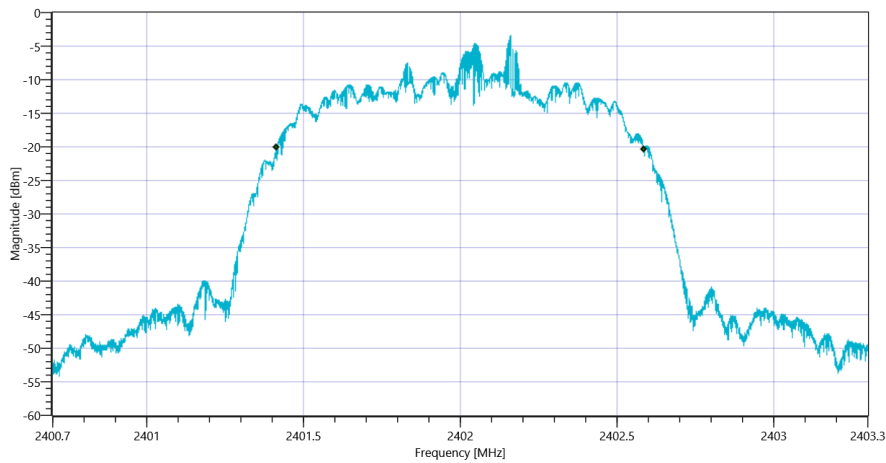
Test Description	Lower Limit	Upper Limit	Measured	Unit	Verdict
Connection result	---	---	---	--	TCON

READ SA SETTINGS:

RefLevel [dBm]   RefLevelOffset [dB]   InpAtt [dB]	3.27   10.29   10				
Start [MHz]   Stop [MHz]	2400.700   2403.300				
RBW [MHz]   VBW [MHz]	0.030000   0.100000				
Detector   TraceMode	POS   MAXH				
Sweep: Time [ms]   Count   Points per Section   Type	50   200   10001   SWE				

RESULT: TC\_VM\_FCC15247\_Bandwidth\_99PCT\_20dB\_DTS\_FHSS\_V01

Test Description	Lower Limit	Upper Limit	Measured	Unit	Verdict
Bandwidth 99%	---	---	1172	kHz	Information
T1 99%	2400.000000	---	2401.4151	MHz	PASS
T2 99%	---	2483.500000	2402.5873	MHz	PASS



RESULT: TC\_VM\_FCC15247\_Bandwidth\_99PCT\_20dB\_DTS\_FHSS\_V01

Test Description	Lower Limit	Upper Limit	Measured	Unit	Verdict
Bandwidth 20dB	---	---	1255	kHz	Information
T1 20dB	2400.000000	---	2401.3646	MHz	PASS

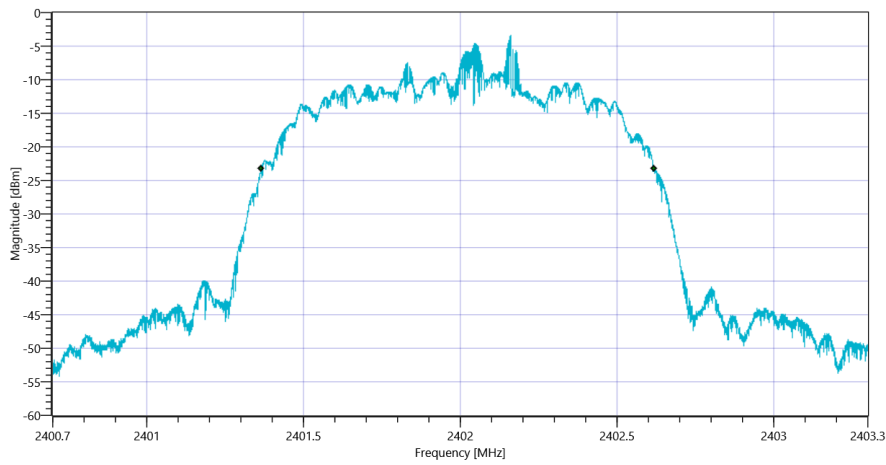
T2 20dB

2483.50000

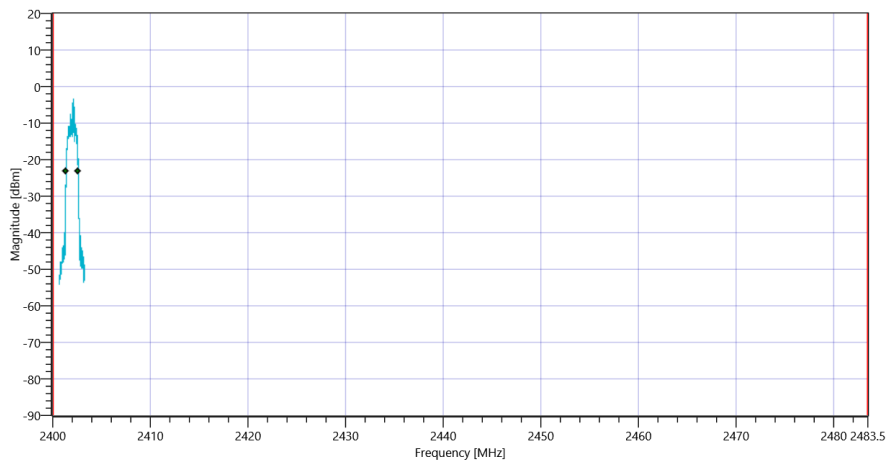
2402.6196

MHz

PASS



Plot\_FCC Part 15.247 Bandwidth 99PCT-20dB ~ BT Classic EDR 8DPSK 20dB\_27112019\_094910.png



Plot\_FCC Part 15.247 Bandwidth 99PCT-20dB ~ BT Classic EDR 8DPSK 20dB\_27112019\_094913.png

## Test at TX 2441 MHz

RESULT: BT Classic Connection check

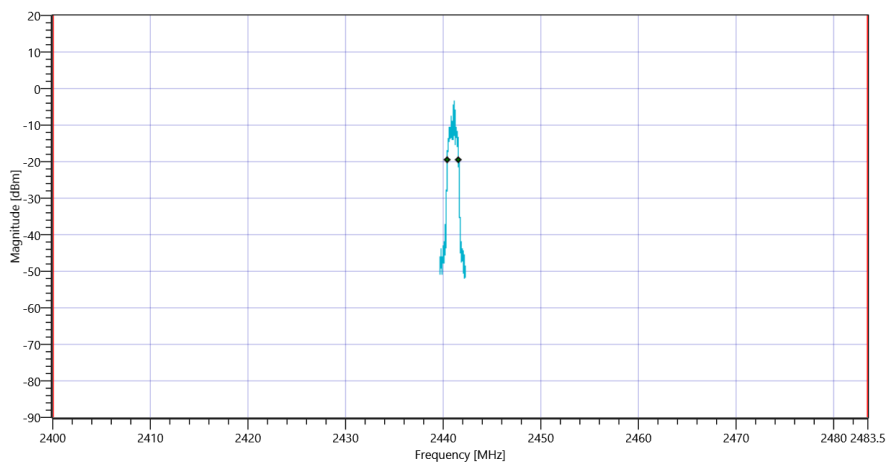
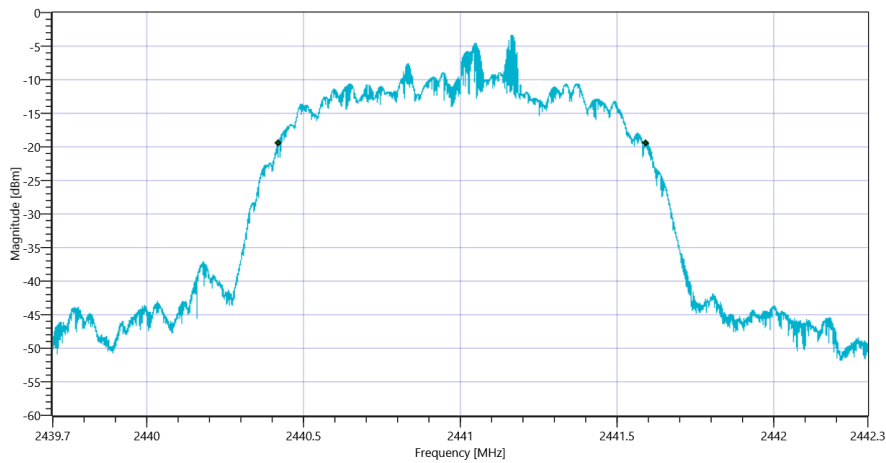
Test Description	Lower Limit	Upper Limit	Measured	Unit	Verdict
Connection result	---	---	---	--	TCON

READ SA SETTINGS:

RefLevel [dBm]   RefLevelOffset [dB]   InpAtt [dB]	3.78   10.41   10				
Start [MHz]   Stop [MHz]	2439.700   2442.300				
RBW [MHz]   VBW [MHz]	0.030000   0.100000				
Detector   TraceMode	POS   MAXH				
Sweep: Time [ms]   Count   Points per Section   Type	50   200   10001   SWE				

RESULT: TC\_VM\_FCC15247\_Bandwidth\_99PCT\_20dB\_DTS\_FHSS\_V01

Test Description	Lower Limit	Upper Limit	Measured	Unit	Verdict
Bandwidth 99%	---	---	1173	kHz	Information
T1 99%	2400.000000	---	2440.4187	MHz	PASS
T2 99%	---	2483.500000	2441.5920	MHz	PASS



RESULT: TC\_VM\_FCC15247\_Bandwidth\_99PCT\_20dB\_DTS\_FHSS\_V01

Test Description	Lower Limit	Upper Limit	Measured	Unit	Verdict
Bandwidth 20dB	---	---	1256	kHz	Information
T1 20dB	2400.000000	---	2440.3695	MHz	PASS

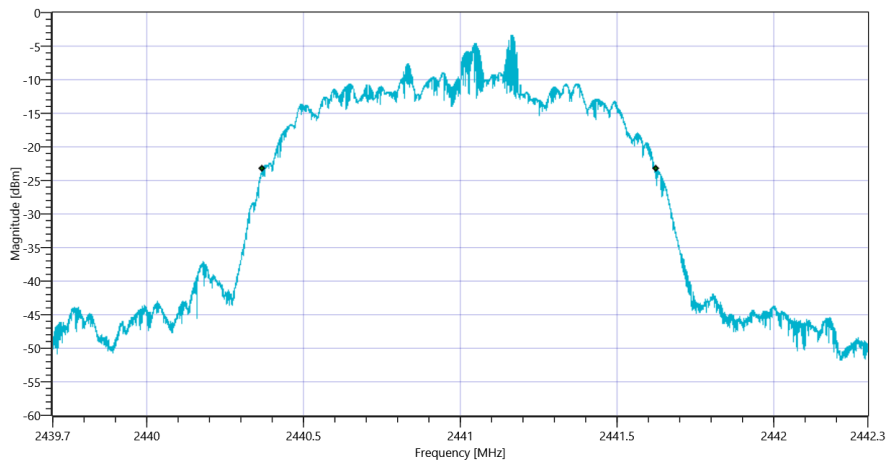
T2 20dB

2483.50000

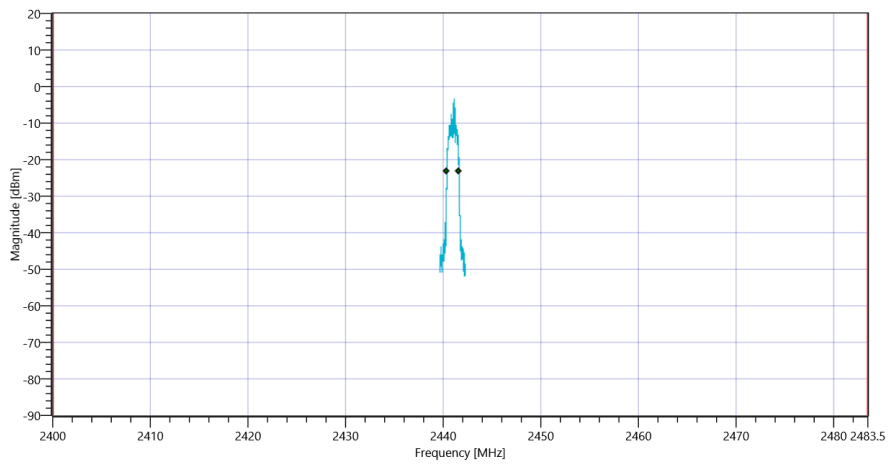
2441.6258

MHz

PASS



Plot\_FCC Part 15.247 Bandwidth 99PCT-20dB ~ BT Classic EDR 8DPSK 20dB\_27112019\_094945.png



Plot\_FCC Part 15.247 Bandwidth 99PCT-20dB ~ BT Classic EDR 8DPSK 27112019\_094948.png

## Test at TX 2480 MHz

RESULT: BT Classic Connection check

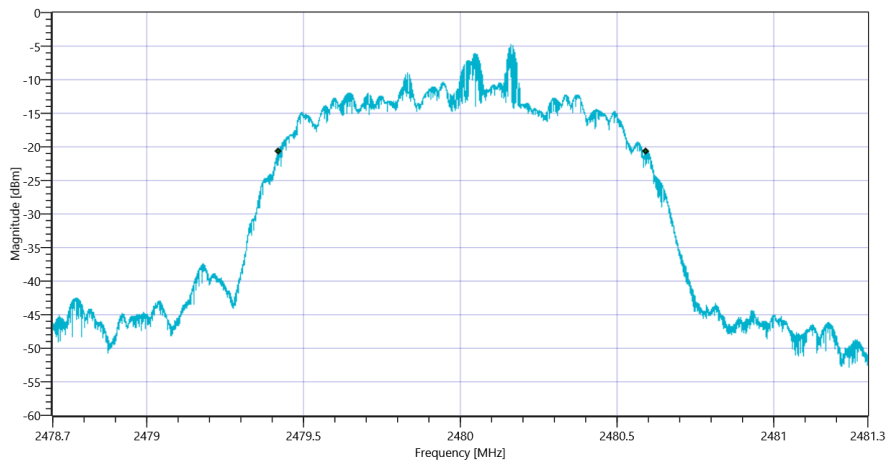
Test Description	Lower Limit	Upper Limit	Measured	Unit	Verdict
Connection result	---	---	---	--	TCON

READ SA SETTINGS:

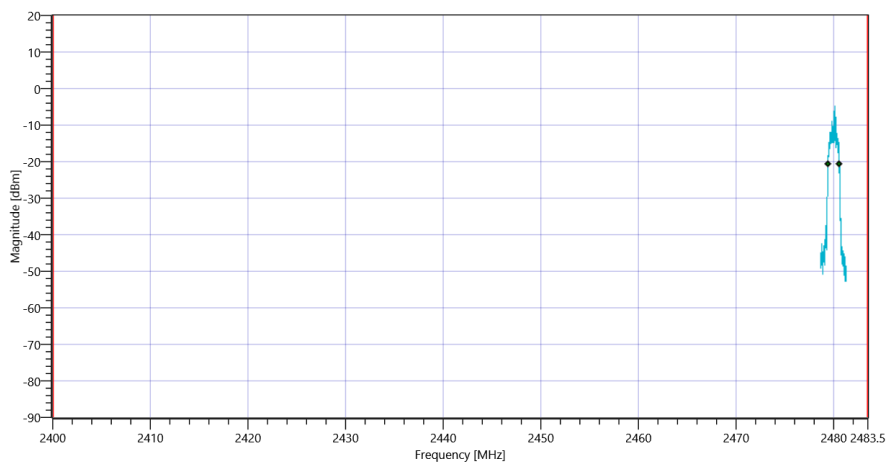
RefLevel [dBm]   RefLevelOffset [dB]   InpAtt [dB]	1.94   10.46   10				
Start [MHz]   Stop [MHz]	2478.700   2481.300				
RBW [MHz]   VBW [MHz]	0.030000   0.100000				
Detector   TraceMode	POS   MAXH				
Sweep: Time [ms]   Count   Points per Section   Type	50   200   10001   SWE				

RESULT: TC\_VM\_FCC15247\_Bandwidth\_99PCT\_20dB\_DTS\_FHSS\_V01

Test Description	Lower Limit	Upper Limit	Measured	Unit	Verdict
Bandwidth 99%	---	---	1174	kHz	Information
T1 99%	2400.000000	---	2479.4205	MHz	PASS
T2 99%	---	2483.500000	2480.5940	MHz	PASS



Plot\_FCC Part 15.247 Bandwidth 99PCT-20dB ~ BT Classic EDR 8DPSK 99PCT\_27112019\_095014.png



Plot\_FCC Part 15.247 Bandwidth 99PCT-20dB ~ BT Classic EDR 8DPSK 27112019\_095017.png

RESULT: TC\_VM\_FCC15247\_Bandwidth\_99PCT\_20dB\_DTS\_FHSS\_V01

Test Description	Lower Limit	Upper Limit	Measured	Unit	Verdict
Bandwidth 20dB	---	---	1256	kHz	Information
T1 20dB	2400.000000	---	2479.3755	MHz	PASS

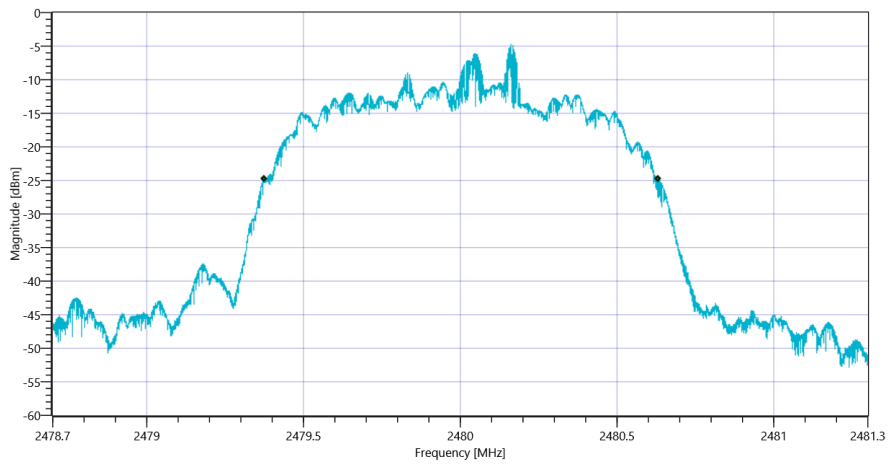
T2 20dB

2483.50000

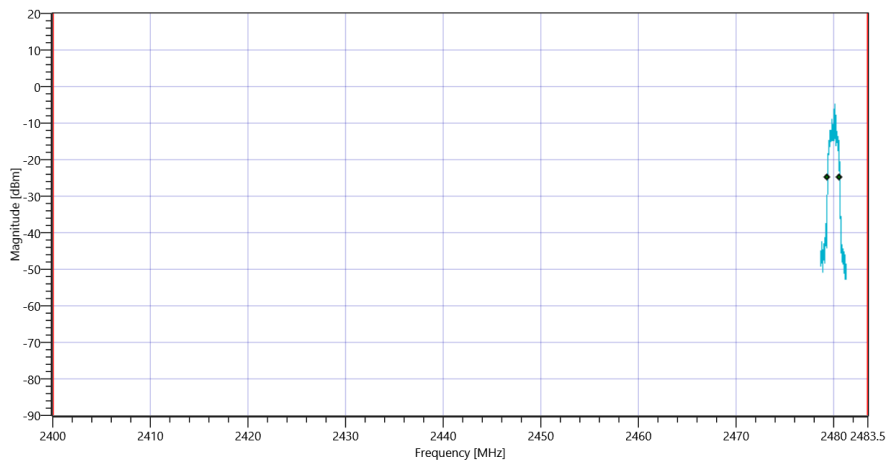
2480.6313

MHz

PASS



Plot\_FCC Part 15.247 Bandwidth 99PCT-20dB ~ BT Classic EDR 8DPSK 20dB\_27112019\_095021.png



Plot\_FCC Part 15.247 Bandwidth 99PCT-20dB ~ BT Classic EDR 8DPSK 27112019\_095024.png

TEST FINISHED

General Verdict

27.11.2019 09:50:25 / RT: 116 s

PASS



## 11. FCC Part 15.247 TX Spurious Conducted ~ BT Classic Basic rate

Test References	
TC Start	27.11.2019 09:05:51
System Version	1.0.0.24
Test Specification	FCC Part 15.247
Test Method	IF DTS then 8.5 DTS emissions in non-restricted frequency bands: Subclause 11.11 of ANSI C63.10 is applicable.
Class / TC Version / TC ID	TC_VM_FCC15247_TX_Emissions_Conducted_V01 Version: 0.0.1   TCID_FCC15247_8
My Description	FCC 15.247 TX Emissions Conducted FHSS - BT Classic Basic Rate
Add. Information	

Test Parameter	
Technology to test	BT Classic Basic rate
Antenna Port used	1
Temperature	mid
Voltage	mid
Frequency low to test	True   Freq [MHz] 2402
Frequency mid to test	True   Freq [MHz] 2441
Frequency high to test	True   Freq [MHz] 2480
Switched Path	IUT - SignalingUnit - SpectrumAnalyzer
Devices in use	SigBT: Rohde&Schwarz,CMW,1201.0002k75/100683,3.7.70   SA: Rohde&Schwarz,FSV-30,1321.3008K30/103809,3.60

## Test at TX 2402 MHz

RESULT: BT Classic Connection check

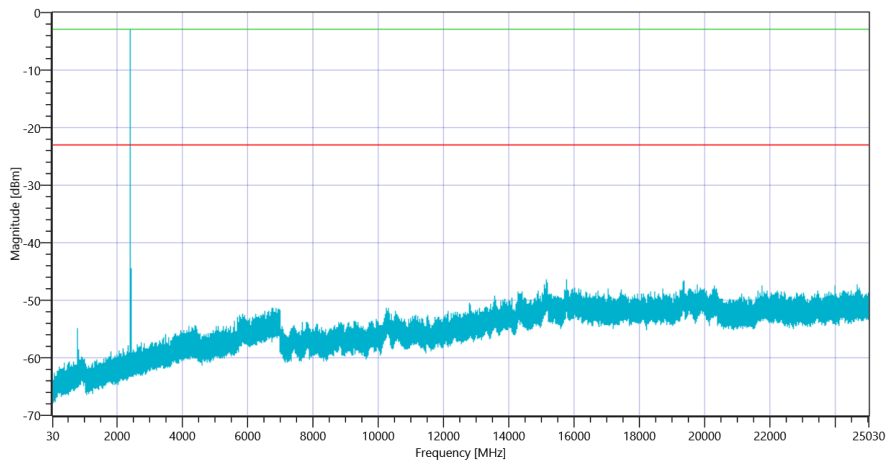
Test Description	Lower Limit	Upper Limit	Measured	Unit	Verdict
Connection result	---	---	---	--	TCON

READ SA SETTINGS:

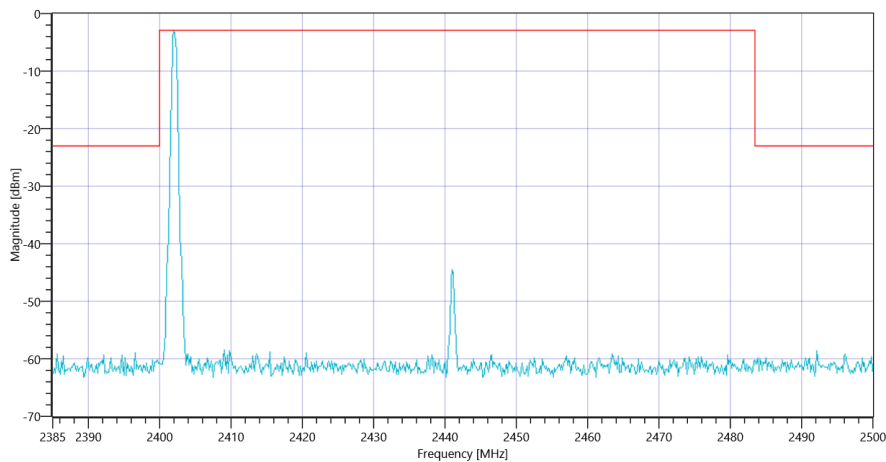
RefLevel [dBm]   RefLevelOffset [dB]   InpAtt [dB]	3.07   0   20				
Start [MHz]   Stop [MHz]	24530.000   25030.000				
RBW [MHz]   VBW [MHz]	0.100000   0.300000				
Detector   TraceMode	POS   MAXH				
Sweep: Time [ms]   Count   Points per Section   Type	500   8   3001   SWE				

RESULT: TC\_VM\_FCC15247\_TX\_Emissions\_Conducted\_V01

Test Description	Lower Limit	Upper Limit	Measured	Unit	Verdict
Reference @ 2402.00 MHz	---	---	-2.97	dBm	Information
No peaks detected	---	---			PASS



Plot\_FCC Part 15.247 TX Spurious Conducted ~ BT Classic Basic rate 2402\_27112019\_091042.png



Plot\_FCC Part 15.247 TX Spurious Conducted ~ BT Classic Basic rate 2402\_27112019\_091045.png

## Test at TX 2441 MHz

RESULT: BT Classic Connection check

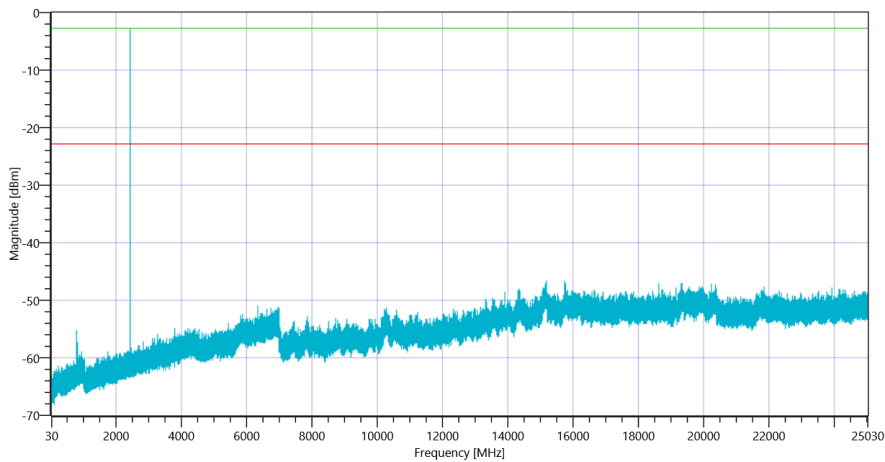
Test Description	Lower Limit	Upper Limit	Measured	Unit	Verdict
Connection result	---	---	---	--	TCON

READ SA SETTINGS:

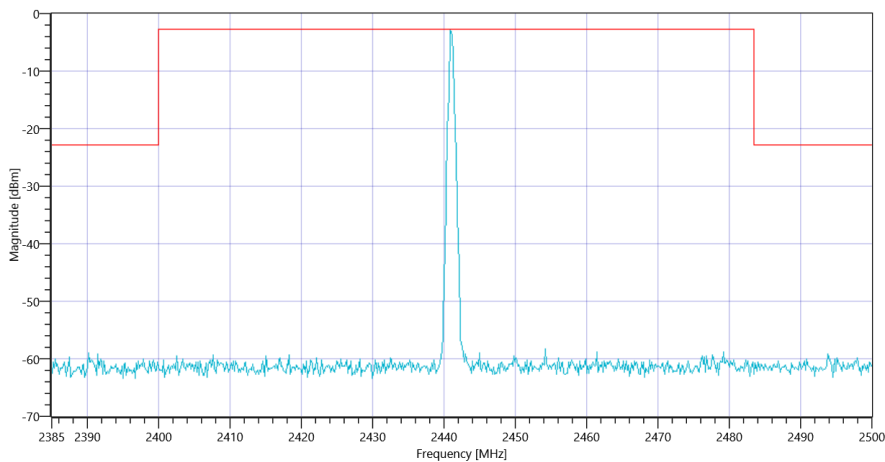
RefLevel [dBm]   RefLevelOffset [dB]   InpAtt [dB]	2.83   0   20				
Start [MHz]   Stop [MHz]	24530.000   25030.000				
RBW [MHz]   VBW [MHz]	0.100000   0.300000				
Detector   TraceMode	POS   MAXH				
Sweep: Time [ms]   Count   Points per Section   Type	500   8   3001   SWE				

RESULT: TC\_VM\_FCC15247\_TX\_Emissions\_Conducted\_V01

Test Description	Lower Limit	Upper Limit	Measured	Unit	Verdict
Reference @ 2440.83 MHz	---	---	-2.78	dBm	Information
No peaks detected	---	---			PASS



Plot\_FCC Part 15.247 TX Spurious Conducted ~ BT Classic Basic rate 2441\_27112019\_091528.png



Plot\_FCC Part 15.247 TX Spurious Conducted ~ BT Classic Basic rate 2441\_27112019\_091530.png

## Test at TX 2480 MHz

RESULT: BT Classic Connection check

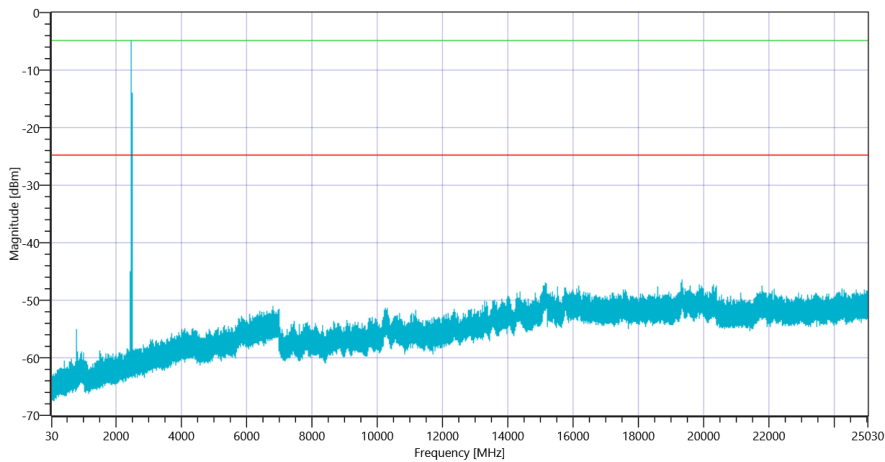
Test Description	Lower Limit	Upper Limit	Measured	Unit	Verdict
Connection result	---	---	---	--	TCON

READ SA SETTINGS:

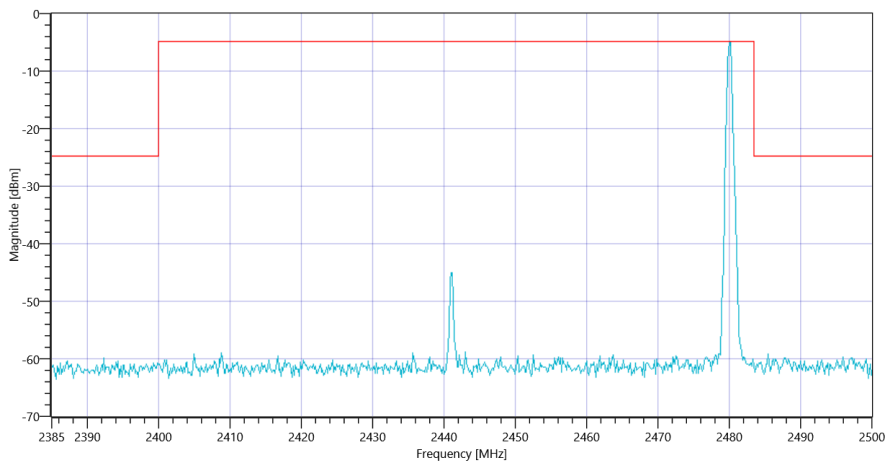
RefLevel [dBm]   RefLevelOffset [dB]   InpAtt [dB]	2.49   0   20				
Start [MHz]   Stop [MHz]	24530.000   25030.000				
RBW [MHz]   VBW [MHz]	0.100000   0.300000				
Detector   TraceMode	POS   MAXH				
Sweep: Time [ms]   Count   Points per Section   Type	500   8   3001   SWE				

RESULT: TC\_VM\_FCC15247\_TX\_Emissions\_Conducted\_V01

Test Description	Lower Limit	Upper Limit	Measured	Unit	Verdict
Reference @ 2480.00 MHz	---	---	-4.77	dBm	Information
No peaks detected	---	---			PASS



Plot\_FCC Part 15.247 TX Spurious Conducted ~ BT Classic Basic rate 2480\_27112019\_092013.png



Plot\_FCC Part 15.247 TX Spurious Conducted ~ BT Classic Basic rate 2480\_27112019\_092016.png

TEST FINISHED

General Verdict	27.11.2019 09:20:17 / RT: 865 s	PASS
-----------------	---------------------------------	------

## 12. FCC Part 15.247 TX Spurious Conducted ~ BT Classic EDR Pi/4DQPSK

Test References	
TC Start	27.11.2019 09:28:08
System Version	1.0.0.24
Test Specification	FCC Part 15.247
Test Method	IF DTS then 8.5 DTS emissions in non-restricted frequency bands: Subclause 11.11 of ANSI C63.10 is applicable.
Class / TC Version / TC ID	TC_VM_FCC15247_TX_Emissions_Conducted_V01 Version: 0.0.1   TCID_FCC15247_8
My Description	FCC 15.247 TX Emissions Conducted FHSS - BT Classic EDR Pi/4DQPSK
Add. Information	

Test Parameter	
Technology to test	BT Classic EDR Pi/4DQPSK
Antenna Port used	1
Temperature	mid
Voltage	mid
Frequency low to test	True   Freq [MHz] 2402
Frequency mid to test	True   Freq [MHz] 2441
Frequency high to test	True   Freq [MHz] 2480
Switched Path	IUT - SignalingUnit - SpectrumAnalyzer
Devices in use	SigBT: Rohde&Schwarz,CMW,1201.0002k75/100683,3.7.70   SA: Rohde&Schwarz,FSV-30,1321.3008K30/103809,3.60

## Test at TX 2402 MHz

RESULT: BT Classic Connection check

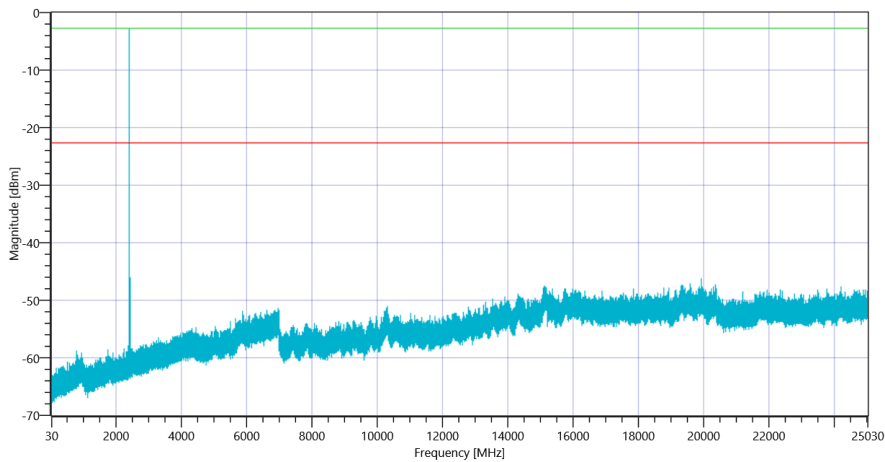
Test Description	Lower Limit	Upper Limit	Measured	Unit	Verdict
Connection result	---	---	---	--	TCON

READ SA SETTINGS:

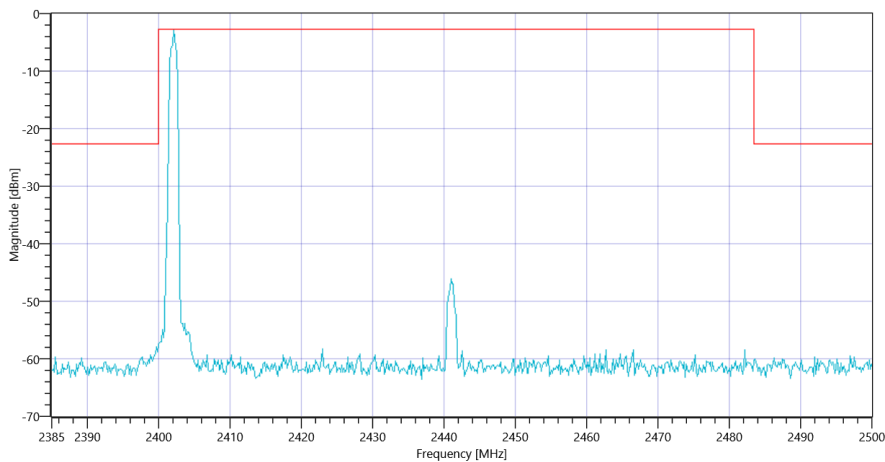
RefLevel [dBm]   RefLevelOffset [dB]   InpAtt [dB]	3.70   0   20				
Start [MHz]   Stop [MHz]	24530.000   25030.000				
RBW [MHz]   VBW [MHz]	0.100000   0.300000				
Detector   TraceMode	POS   MAXH				
Sweep: Time [ms]   Count   Points per Section   Type	500   8   3001   SWE				

RESULT: TC\_VM\_FCC15247\_TX\_Emissions\_Conducted\_V01

Test Description	Lower Limit	Upper Limit	Measured	Unit	Verdict
Reference @ 2402.17 MHz	---	---	-2.69	dBm	Information
No peaks detected	---	---			PASS



Plot\_FCC Part 15.247 TX Spurious Conducted ~ BT Classic EDR Pi-4QPSK 2402\_27112019\_093259.png



Plot\_FCC Part 15.247 TX Spurious Conducted ~ BT Classic EDR Pi-4QPSK 2402\_27112019\_093301.png

## Test at TX 2441 MHz

RESULT: BT Classic Connection check

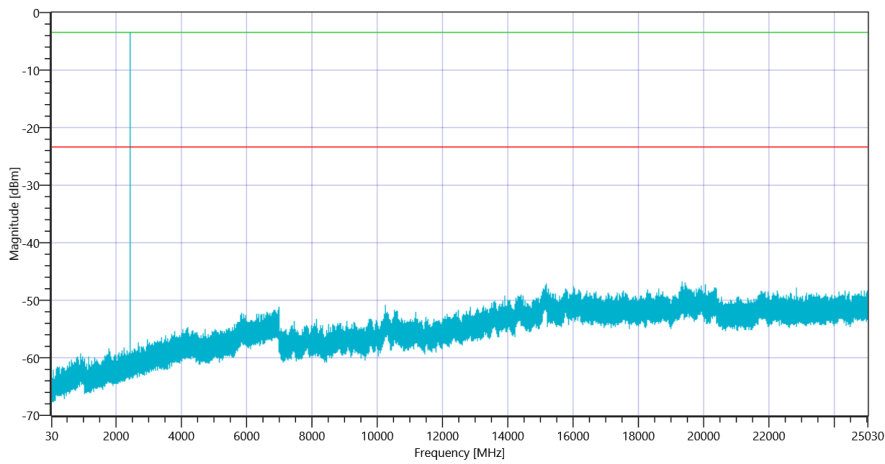
Test Description	Lower Limit	Upper Limit	Measured	Unit	Verdict
Connection result	---	---	---	--	TCON

READ SA SETTINGS:

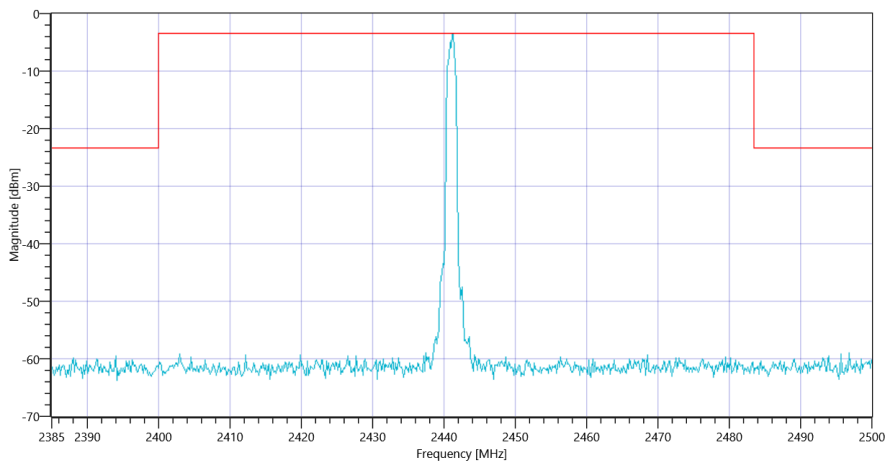
RefLevel [dBm]   RefLevelOffset [dB]   InpAtt [dB]	4.08   0   20				
Start [MHz]   Stop [MHz]	24530.000   25030.000				
RBW [MHz]   VBW [MHz]	0.100000   0.300000				
Detector   TraceMode	POS   MAXH				
Sweep: Time [ms]   Count   Points per Section   Type	500   8   3001   SWE				

RESULT: TC\_VM\_FCC15247\_TX\_Emissions\_Conducted\_V01

Test Description	Lower Limit	Upper Limit	Measured	Unit	Verdict
Reference @ 2441.17 MHz	---	---	-3.41	dBm	Information
No peaks detected	---	---			PASS



Plot\_FCC Part 15.247 TX Spurious Conducted ~ BT Classic EDR Pi-4QPSK 2441\_27112019\_093744.png



Plot\_FCC Part 15.247 TX Spurious Conducted ~ BT Classic EDR Pi-4QPSK 2441\_27112019\_093747.png

## Test at TX 2480 MHz

RESULT: BT Classic Connection check

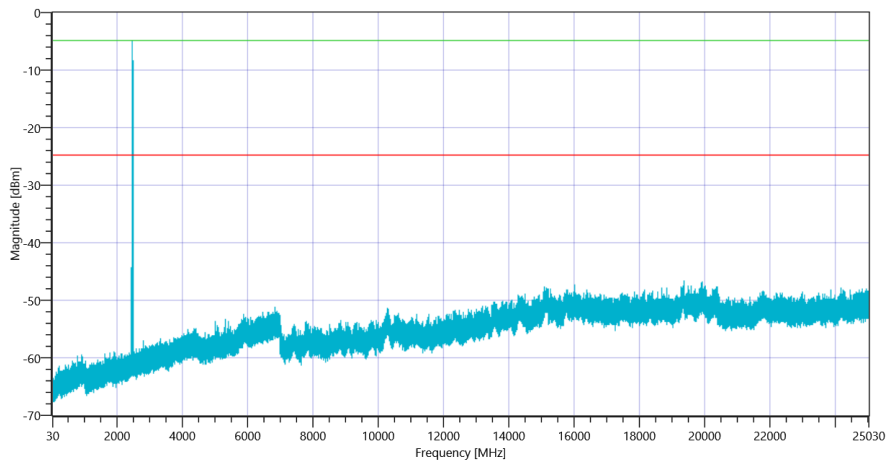
Test Description	Lower Limit	Upper Limit	Measured	Unit	Verdict
Connection result	---	---	---	--	TCON

READ SA SETTINGS:

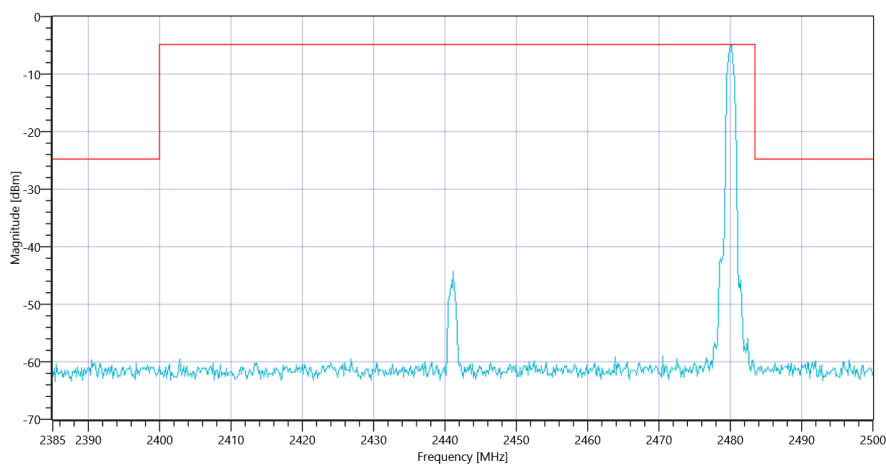
RefLevel [dBm]   RefLevelOffset [dB]   InpAtt [dB]	3.44   0   20				
Start [MHz]   Stop [MHz]	24530.000   25030.000				
RBW [MHz]   VBW [MHz]	0.100000   0.300000				
Detector   TraceMode	POS   MAXH				
Sweep: Time [ms]   Count   Points per Section   Type	500   8   3001   SWE				

RESULT: TC\_VM\_FCC15247\_TX\_Emissions\_Conducted\_V01

Test Description	Lower Limit	Upper Limit	Measured	Unit	Verdict
Reference @ 2480.00 MHz	---	---	-4.77	dBm	Information
No peaks detected	---	---			PASS



Plot\_FCC Part 15.247 TX Spurious Conducted ~ BT Classic EDR Pi-4QPSK 2480\_27112019\_094230.png



Plot\_FCC Part 15.247 TX Spurious Conducted ~ BT Classic EDR Pi-4QPSK 2480\_27112019\_094233.png

TEST FINISHED

General Verdict

27.11.2019 09:42:34 / RT: 866 s

PASS



## 13. FCC Part 15.247 TX Spurious Conducted ~ BT Classic EDR 8DPSK

Test References	
TC Start	27.11.2019 09:50:29
System Version	1.0.0.24
Test Specification	FCC Part 15.247
Test Method	IF DTS then 8.5 DTS emissions in non-restricted frequency bands: Subclause 11.11 of ANSI C63.10 is applicable.
Class / TC Version / TC ID	TC_VM_FCC15247_TX_Emissions_Conducted_V01 Version: 0.0.1   TCID_FCC15247_8
My Description	FCC 15.247 TX Emissions Conducted FHSS - BT Classic EDR 8DPSK
Add. Information	

Test Parameter	
Technology to test	BT Classic EDR 8DPSK
Antenna Port used	1
Temperature	mid
Voltage	mid
Frequency low to test	True   Freq [MHz] 2402
Frequency mid to test	True   Freq [MHz] 2441
Frequency high to test	True   Freq [MHz] 2480
Switched Path	IUT - SignalingUnit - SpectrumAnalyzer
Devices in use	SigBT: Rohde&Schwarz,CMW,1201.0002k75/100683,3.7.70   SA: Rohde&Schwarz,FSV-30,1321.3008K30/103809,3.60

## Test at TX 2402 MHz

RESULT: BT Classic Connection check

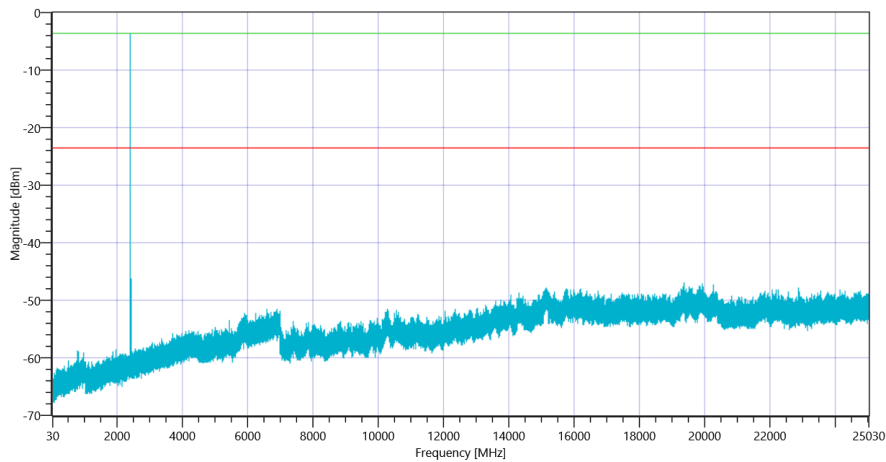
Test Description	Lower Limit	Upper Limit	Measured	Unit	Verdict
Connection result	---	---	---	--	TCON

READ SA SETTINGS:

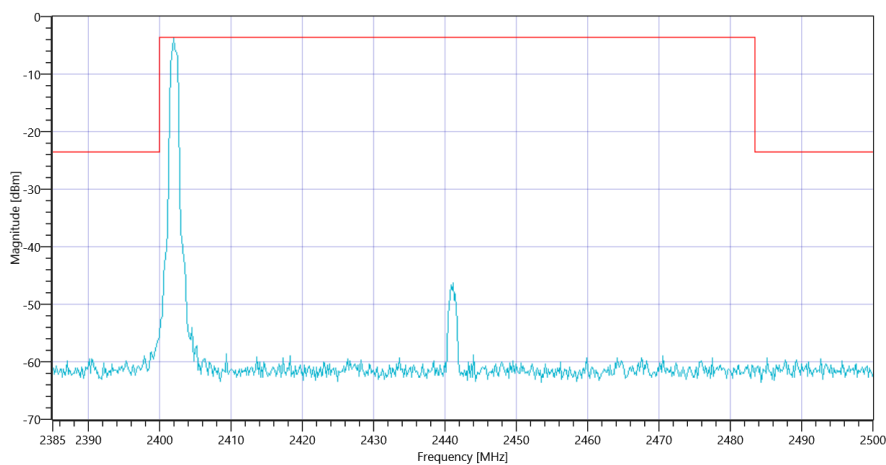
RefLevel [dBm]   RefLevelOffset [dB]   InpAtt [dB]	3.56   0   20				
Start [MHz]   Stop [MHz]	24530.000   25030.000				
RBW [MHz]   VBW [MHz]	0.100000   0.300000				
Detector   TraceMode	POS   MAXH				
Sweep: Time [ms]   Count   Points per Section   Type	500   8   3001   SWE				

RESULT: TC\_VM\_FCC15247\_TX\_Emissions\_Conducted\_V01

Test Description	Lower Limit	Upper Limit	Measured	Unit	Verdict
Reference @ 2402.00 MHz	---	---	-3.58	dBm	Information
No peaks detected	---	---			PASS



Plot\_FCC Part 15.247 TX Spurious Conducted ~ BT Classic EDR 8DPSK 2402\_27112019\_095521.png



Plot\_FCC Part 15.247 TX Spurious Conducted ~ BT Classic EDR 8DPSK 2402\_27112019\_095523.png

## Test at TX 2441 MHz

RESULT: BT Classic Connection check

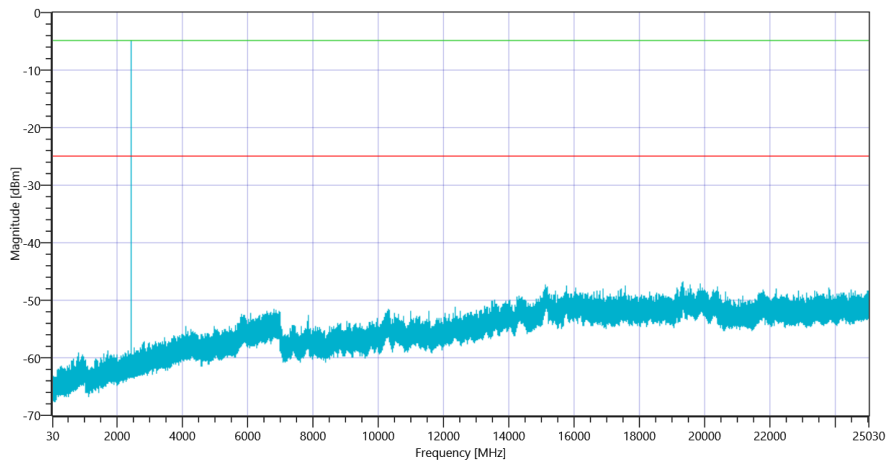
Test Description	Lower Limit	Upper Limit	Measured	Unit	Verdict
Connection result	---	---	---	--	TCON

READ SA SETTINGS:

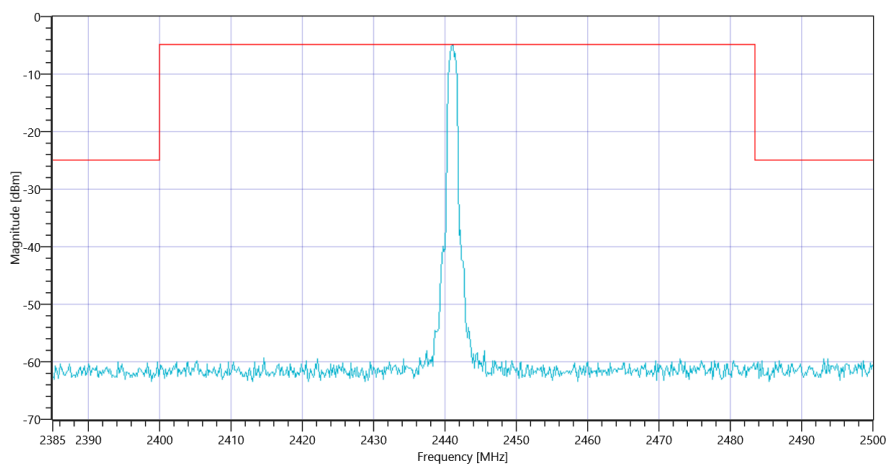
RefLevel [dBm]   RefLevelOffset [dB]   InpAtt [dB]	3.67   0   20				
Start [MHz]   Stop [MHz]	24530.000   25030.000				
RBW [MHz]   VBW [MHz]	0.100000   0.300000				
Detector   TraceMode	POS   MAXH				
Sweep: Time [ms]   Count   Points per Section   Type	500   8   3001   SWE				

RESULT: TC\_VM\_FCC15247\_TX\_Emissions\_Conducted\_V01

Test Description	Lower Limit	Upper Limit	Measured	Unit	Verdict
Reference @ 2441.00 MHz	---	---	-4.91	dBm	Information
No peaks detected	---	---			PASS



Plot\_FCC Part 15.247 TX Spurious Conducted ~ BT Classic EDR 8DPSK 2441\_27112019\_100007.png



Plot\_FCC Part 15.247 TX Spurious Conducted ~ BT Classic EDR 8DPSK 2441\_27112019\_100009.png

## Test at TX 2480 MHz

RESULT: BT Classic Connection check

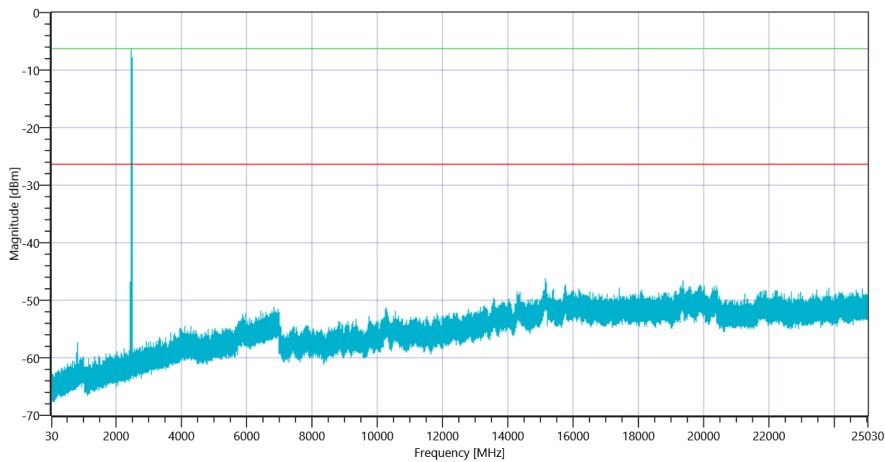
Test Description	Lower Limit	Upper Limit	Measured	Unit	Verdict
Connection result	---	---	---	--	TCON

READ SA SETTINGS:

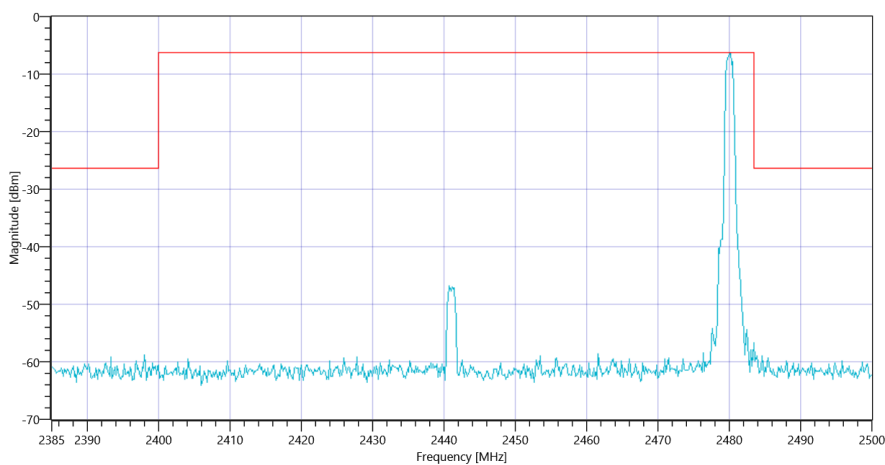
RefLevel [dBm]   RefLevelOffset [dB]   InpAtt [dB]	2.39   0   20				
Start [MHz]   Stop [MHz]	24530.000   25030.000				
RBW [MHz]   VBW [MHz]	0.100000   0.300000				
Detector   TraceMode	POS   MAXH				
Sweep: Time [ms]   Count   Points per Section   Type	500   8   3001   SWE				

RESULT: TC\_VM\_FCC15247\_TX\_Emissions\_Conducted\_V01

Test Description	Lower Limit	Upper Limit	Measured	Unit	Verdict
Reference @ 2480.17 MHz	---	---	-6.31	dBm	Information
No peaks detected	---	---			PASS



Plot\_FCC Part 15.247 TX Spurious Conducted ~ BT Classic EDR 8DPSK 2480\_27112019\_100454.png



Plot\_FCC Part 15.247 TX Spurious Conducted ~ BT Classic EDR 8DPSK 2480\_27112019\_100456.png

TEST FINISHED

General Verdict	27.11.2019 10:04:58 / RT: 869 s	PASS
-----------------	---------------------------------	------

---

- END OF DOCUMENT -

---