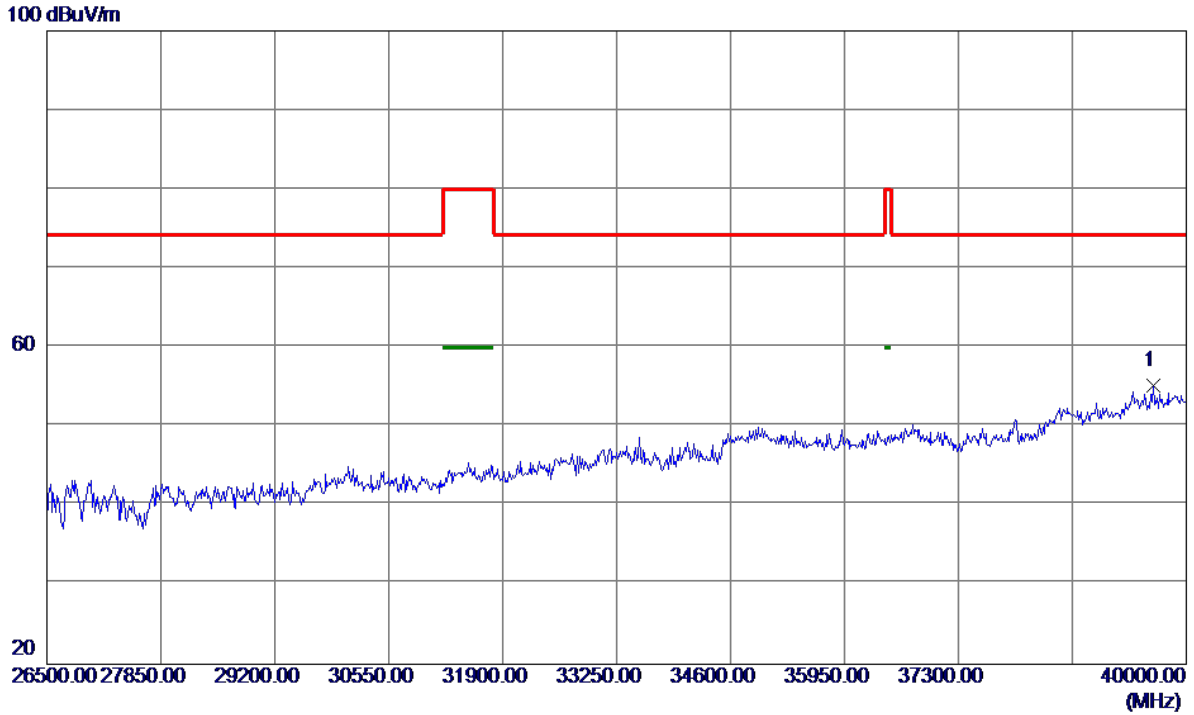


Orthogonal Axis:	X
Test Mode:	UNII-1/ TX AC80 Mode 5210MHz

Vertical

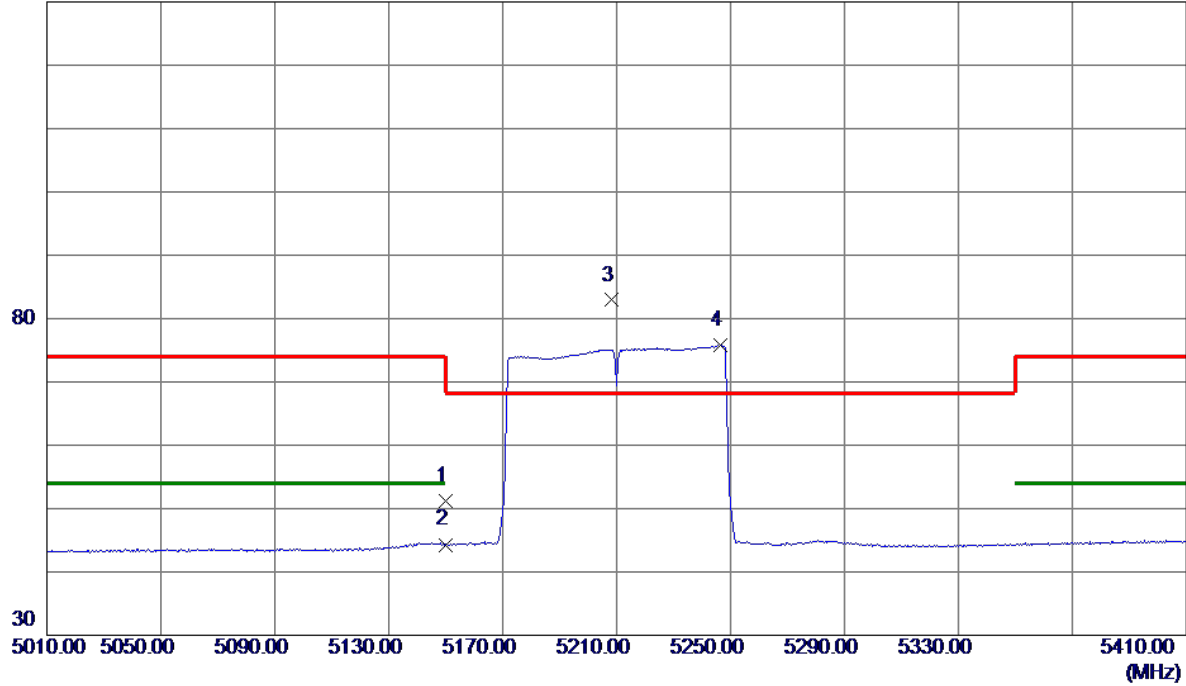


No.	Freq. MHz	Reading Level dBuV/m	Correct Factor dB	Measure ment dBuV/m	Limit dBuV/m	Margin dB	Detector	Comment
1 *	39608.5000	39.89	15.26	55.15	74.30	-19.15	Peak	

Orthogonal Axis:	X
Test Mode:	UNII-1/ TX AC80 Mode 5210MHz

Horizontal

130 dBuV/m

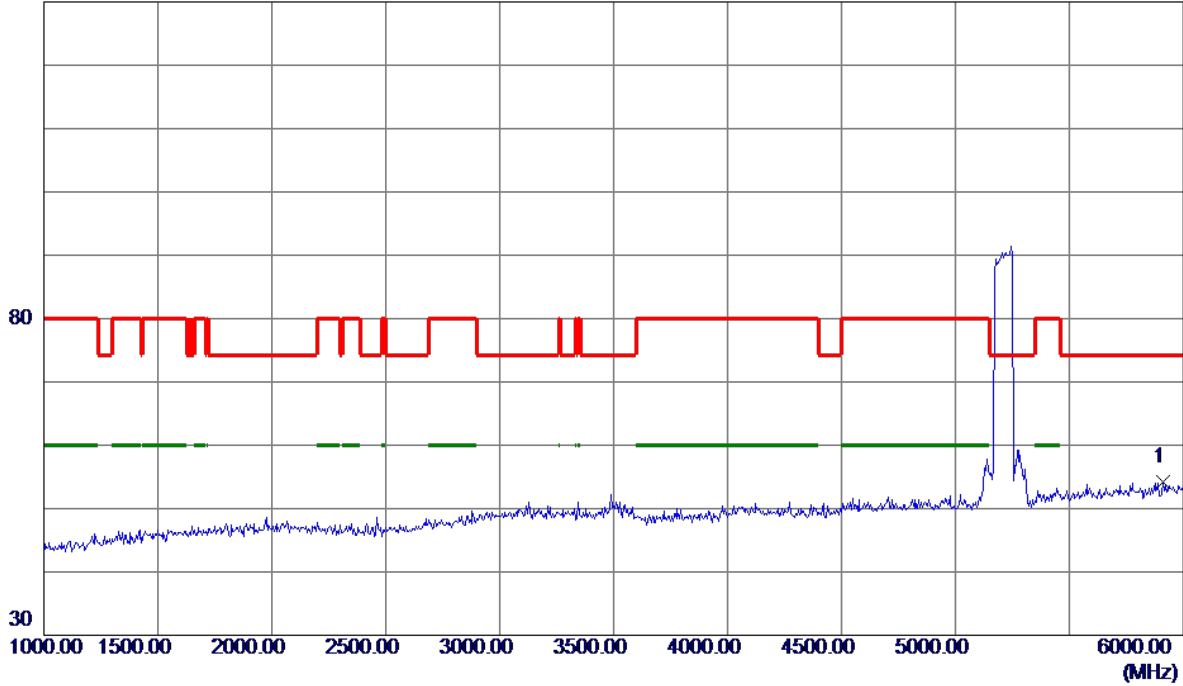


No.	Freq. MHz	Reading Level dBuV/m	Correct Factor dB	Measure ment dBuV/m	Limit dBuV/m	Margin dB	Detector	Comment
1	5150.0000	30.18	21.03	51.21	74.00	-22.79	Peak	
2	5150.0000	23.27	21.03	44.30	54.00	-9.70	AVG	
3 *	5208.4000	61.66	21.24	82.90	68.30	14.60	Peak	No Limit
4	5246.4000	54.35	21.38	75.73	999.00	-923.27	AVG	No Limit

Orthogonal Axis:	X
Test Mode:	UNII-1/ TX AC80 Mode 5210MHz

Horizontal

130 dBuV/m

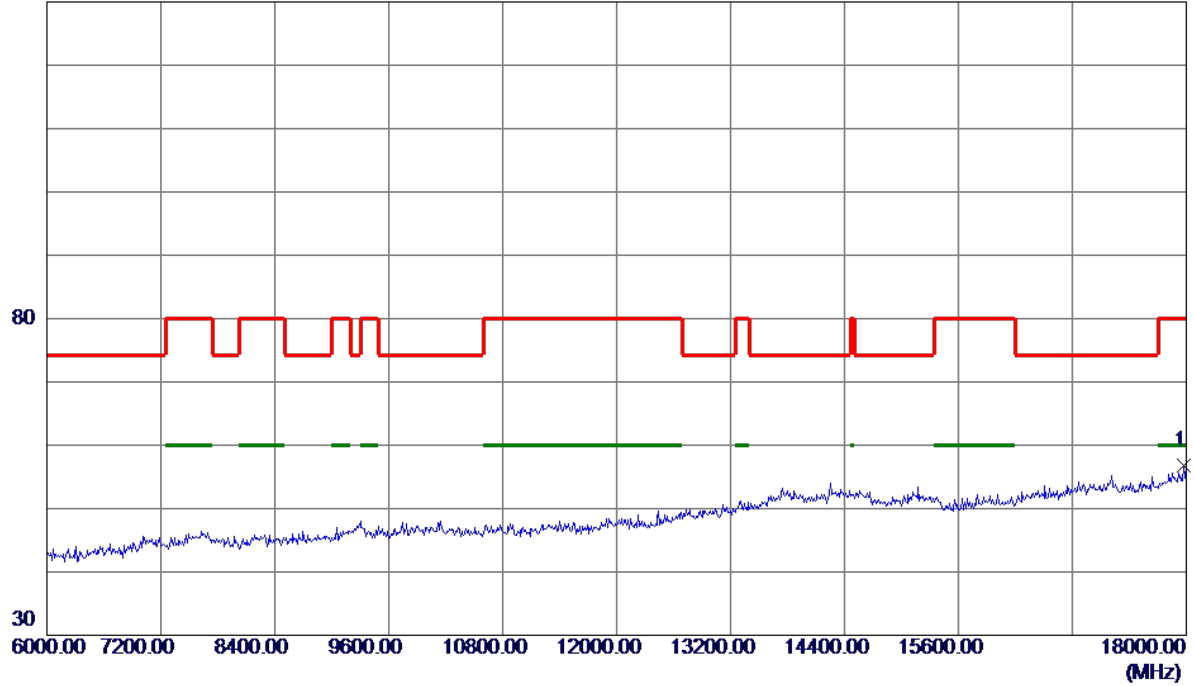


No.	Freq. MHz	Reading Level dBuV/m	Correct Factor dB	Measure ment dBuV/m	Limit dBuV/m	Margin dB	Detector	Comment
1 *	5910.0000	35.15	19.09	54.24	74.30	-20.06	Peak	

Orthogonal Axis:	X
Test Mode:	UNII-1/ TX AC80 Mode 5210MHz

Horizontal

130 dBuV/m

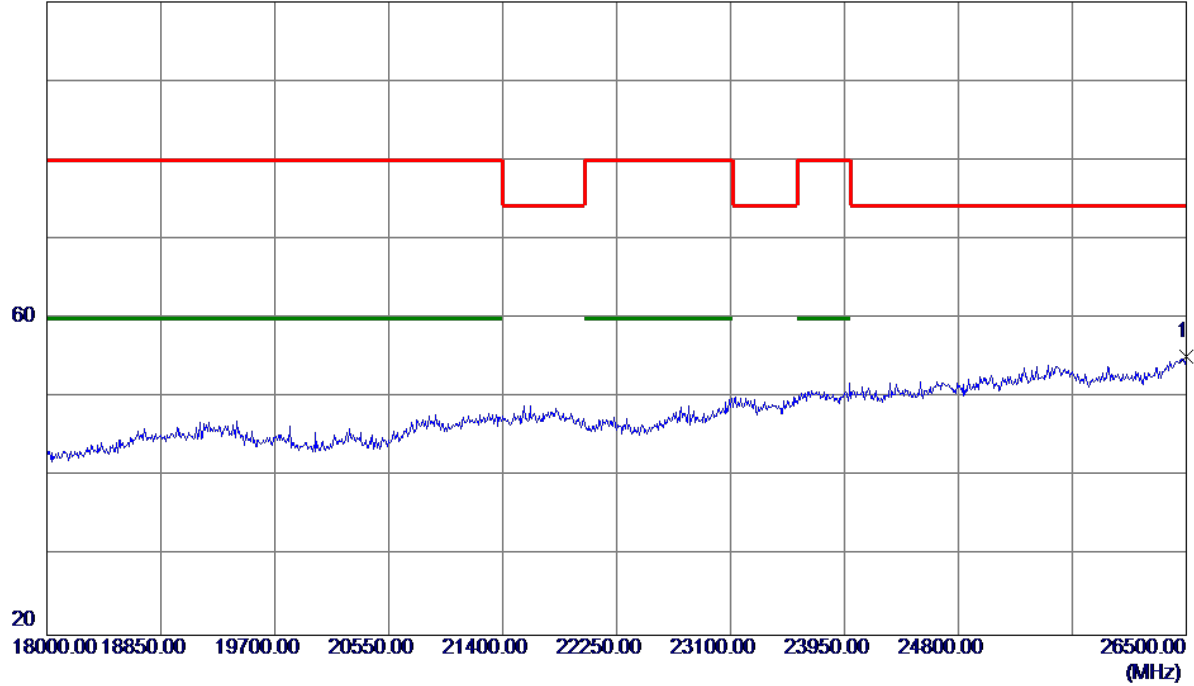


No.	Freq. MHz	Reading Level dBuV/m	Correct Factor dB	Measure ment dBuV/m	Limit dBuV/m	Margin dB	Detector	Comment
1 *	17976.0000	27.66	29.08	56.74	80.00	-23.26	Peak	

Orthogonal Axis:	X
Test Mode:	UNII-1/ TX AC80 Mode 5210MHz

Horizontal

100 dBuV/m

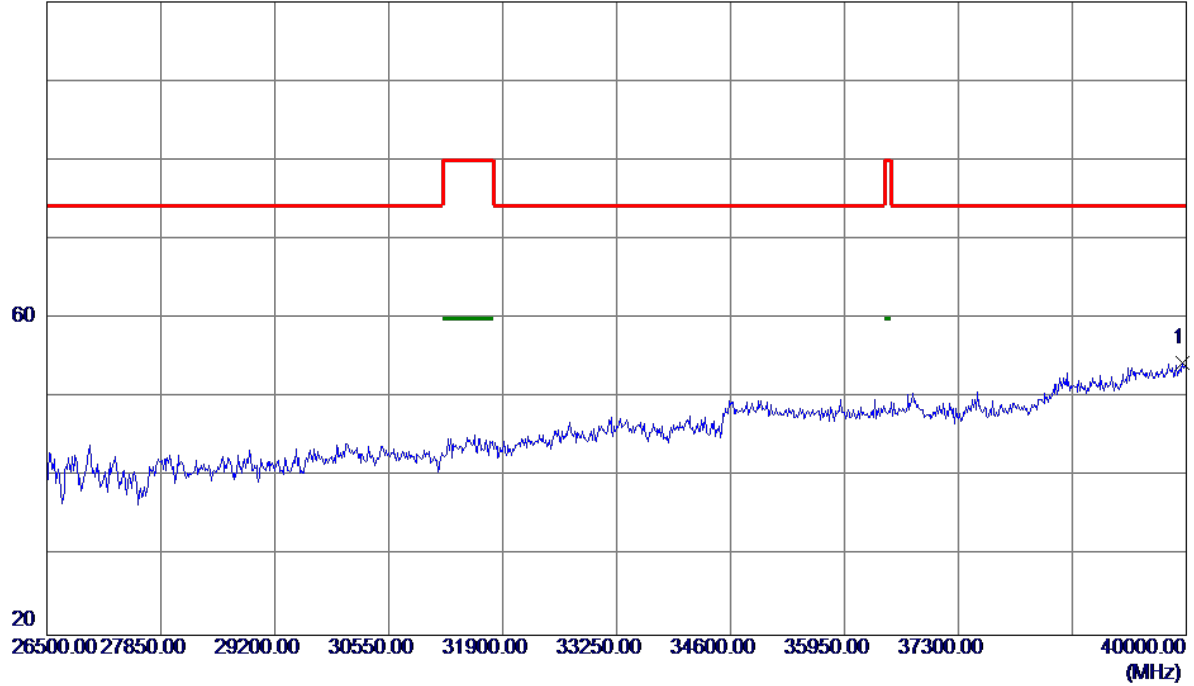


No.	Freq. MHz	Reading Level dBuV/m	Correct Factor dB	Measure ment dBuV/m	Limit dBuV/m	Margin dB	Detector	Comment
1 *	26500.0000	29.02	26.12	55.14	74.30	-19.16	Peak	

Orthogonal Axis:	X
Test Mode:	UNII-1/ TX AC80 Mode 5210MHz

Horizontal

100 dBuV/m

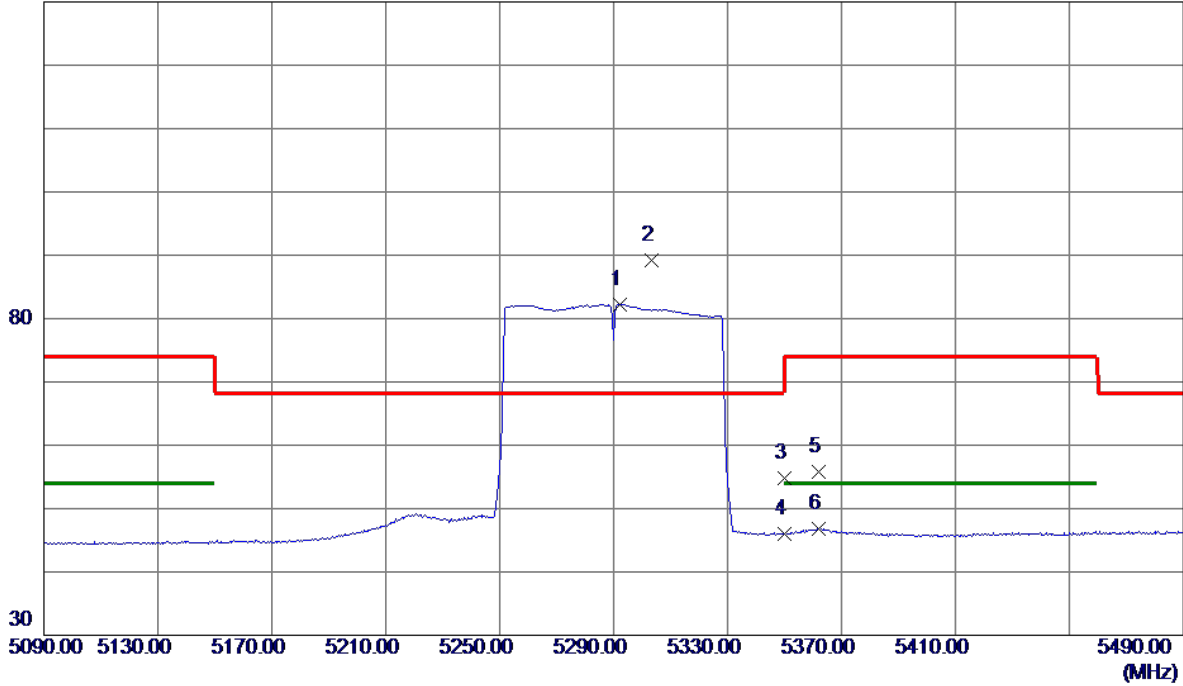


No.	Freq. MHz	Reading Level dBuV/m	Correct Factor dB	Measure ment dBuV/m	Limit dBuV/m	Margin dB	Detector	Comment
1 *	39959.5000	38.60	15.82	54.42	74.30	-19.88	Peak	

Orthogonal Axis :	X
Test Mode :	UNII-2A/ TX AC80 Mode 5290MHz

Vertical

130 dBuV/m

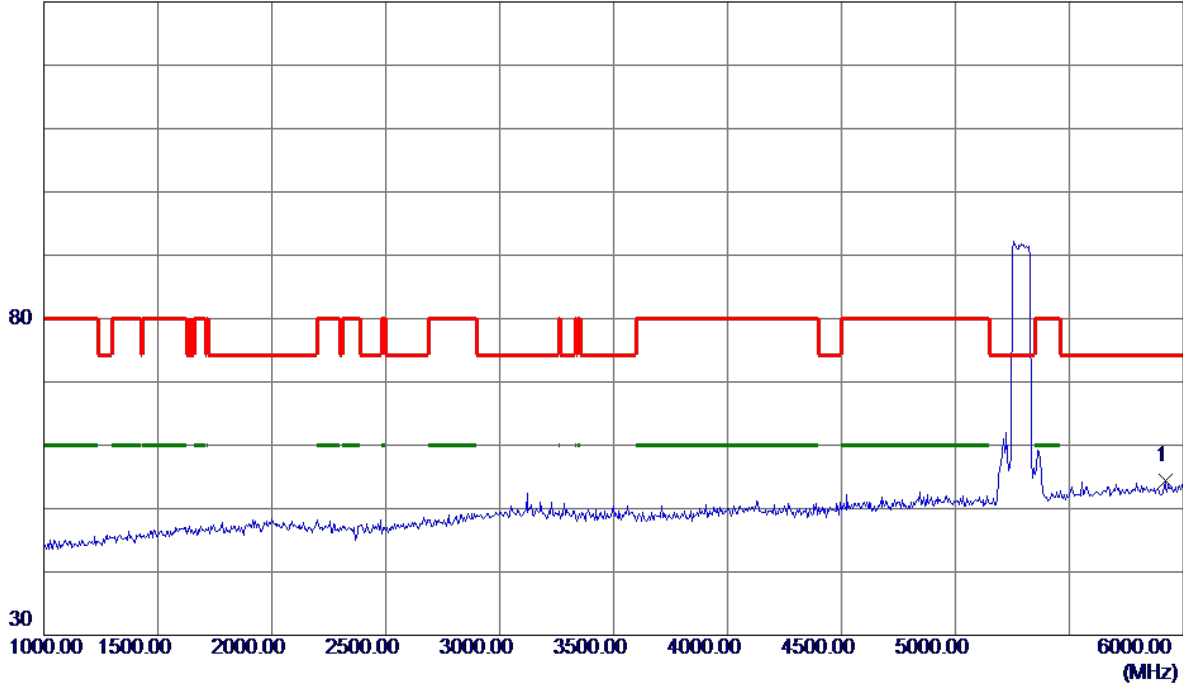


No.	Freq. MHz	Reading Level dBuV/m	Correct Factor dB	Measure ment dBuV/m	Limit dBuV/m	Margin dB	Detector	Comment
1	5292.4000	60.70	21.55	82.25	999.00	-916.75	AVG	No Limit
2 *	5303.2000	67.64	21.59	89.23	68.30	20.93	Peak	No Limit
3	5350.0000	33.07	21.76	54.83	74.00	-19.17	Peak	
4	5350.0000	24.28	21.76	46.04	999.00	-952.96	AVG	
5	5362.0000	33.98	21.80	55.78	74.00	-18.22	Peak	
6	5362.0000	25.05	21.80	46.85	54.00	-7.15	AVG	

Orthogonal Axis :	X
Test Mode :	UNII-2A/ TX AC80 Mode 5290MHz

Vertical

130 dBuV/m

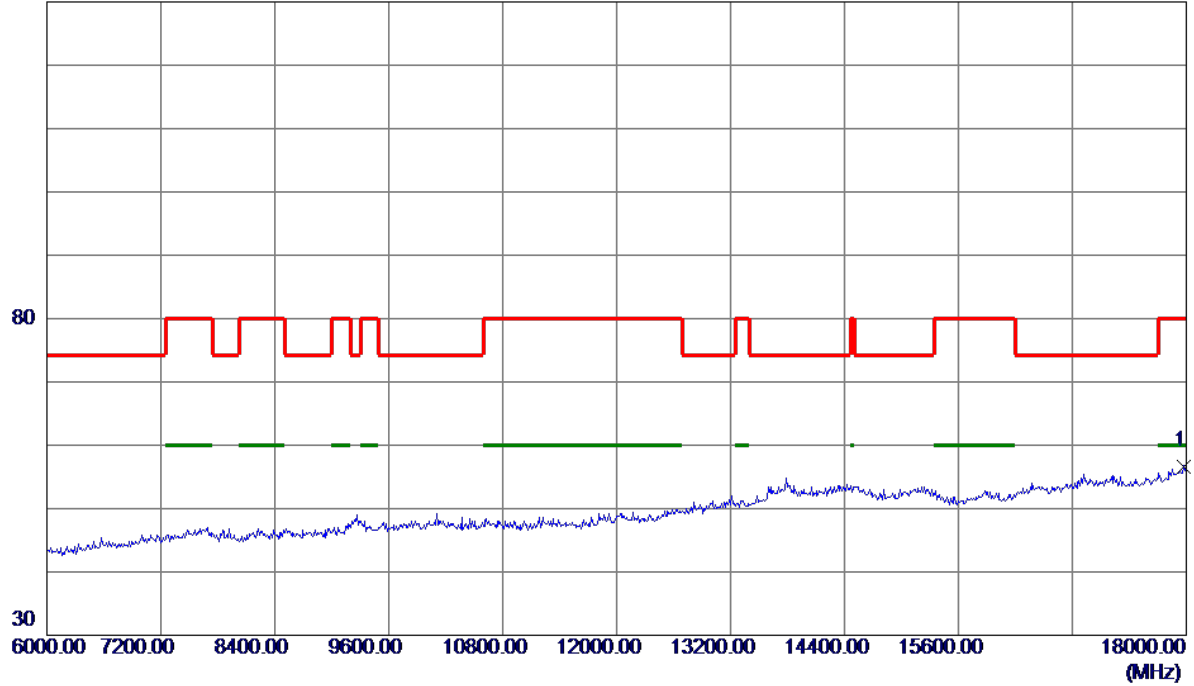


No.	Freq. MHz	Reading Level dBuV/m	Correct Factor dB	Measure ment dBuV/m	Limit dBuV/m	Margin dB	Detector	Comment
1 *	5920.0000	35.24	19.13	54.37	74.30	-19.93	Peak	

Orthogonal Axis :	X
Test Mode :	UNII-2A/ TX AC80 Mode 5290MHz

Vertical

130 dBuV/m

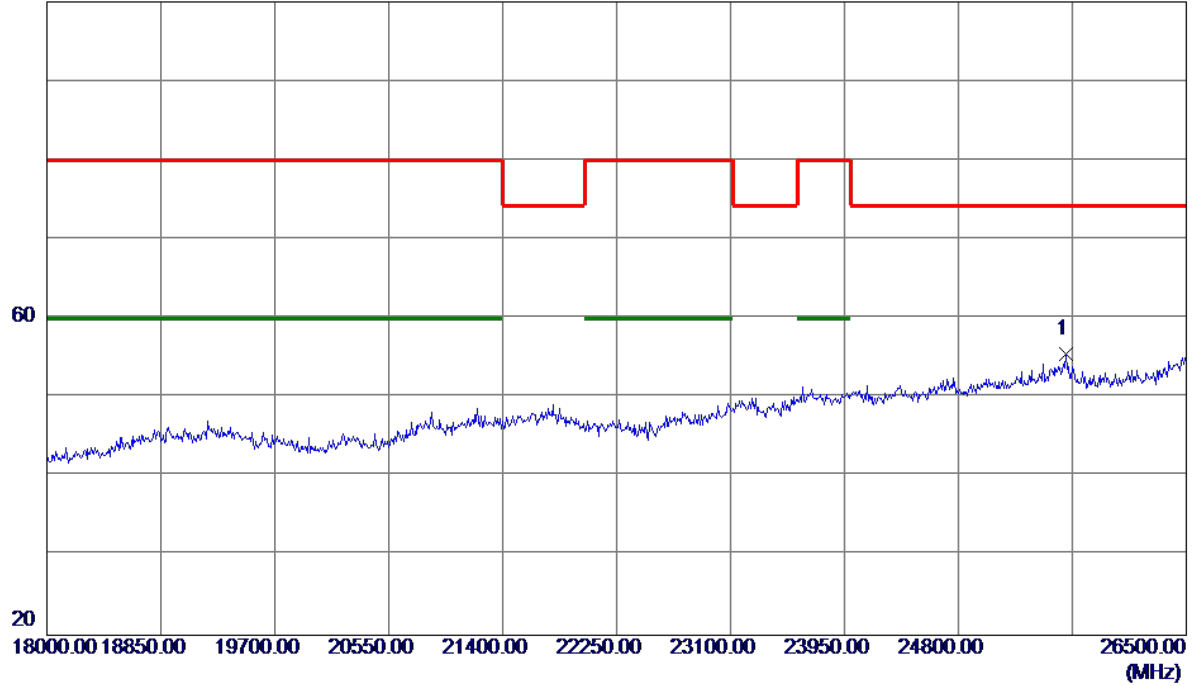


No.	Freq. MHz	Reading Level dBuV/m	Correct Factor dB	Measure ment dBuV/m	Limit dBuV/m	Margin dB	Detector	Comment
1 *	17976.0000	27.62	29.08	56.70	80.00	-23.30	Peak	

Orthogonal Axis :	X
Test Mode :	UNII-2A/ TX AC80 Mode 5290MHz

Vertical

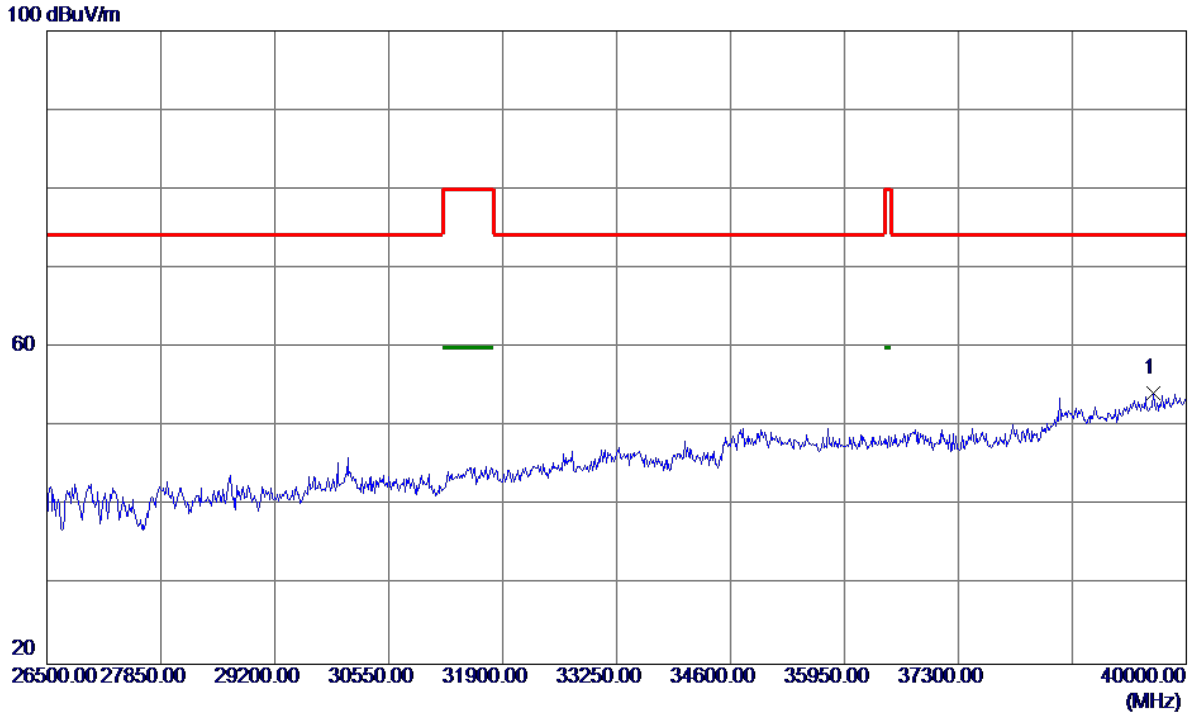
100 dBuV/m



No.	Freq. MHz	Reading Level dBuV/m	Correct Factor dB	Measure ment dBuV/m	Limit dBuV/m	Margin dB	Detector	Comment
1 *	25599.0000	31.58	23.87	55.45	74.30	-18.85	Peak	

Orthogonal Axis :	X
Test Mode :	UNII-2A/ TX AC80 Mode 5290MHz

Vertical

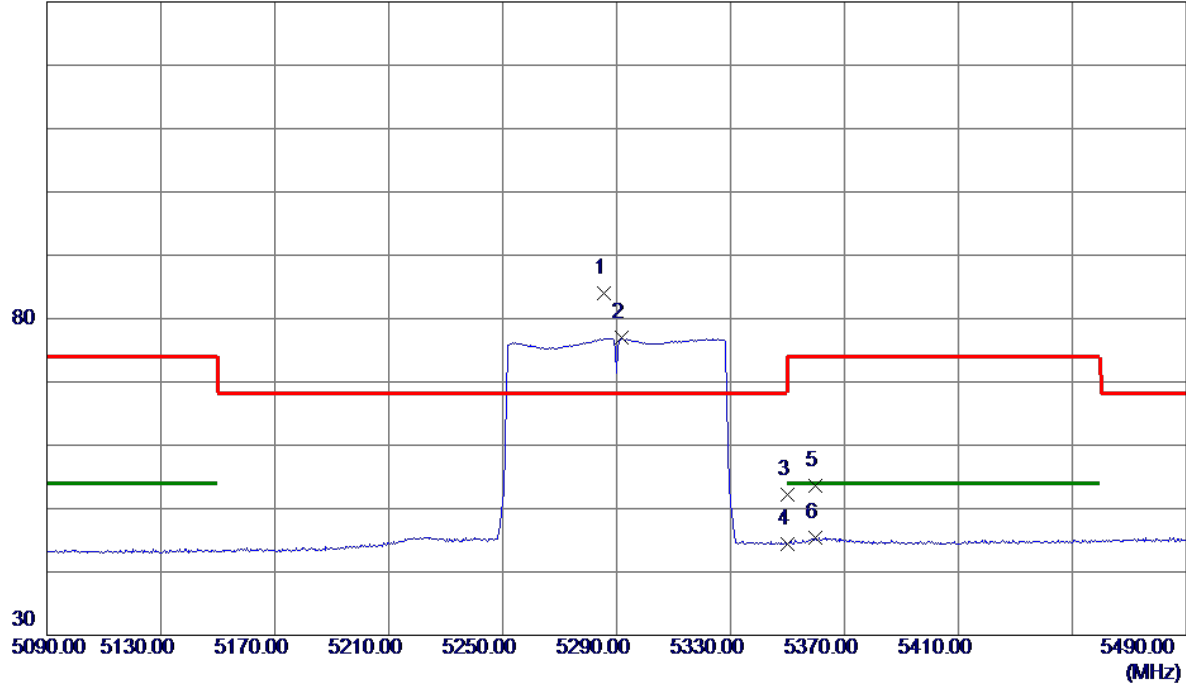


No.	Freq. MHz	Reading Level dBuV/m	Correct Factor dB	Measure ment dBuV/m	Limit dBuV/m	Margin dB	Detector	Comment
1 *	39608.5000	38.94	15.26	54.20	74.30	-20.10	Peak	

Orthogonal Axis :	X
Test Mode :	UNII-2A/ TX AC80 Mode 5290MHz

Horizontal

130 dBuV/m

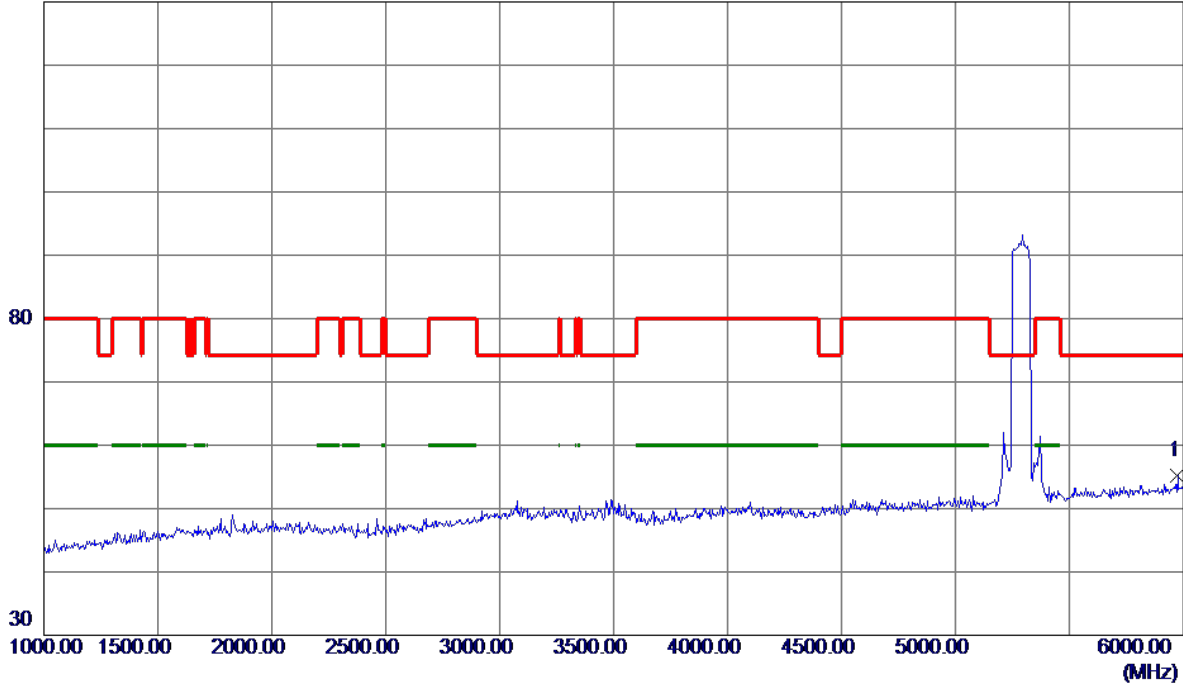


No.	Freq. MHz	Reading Level dBuV/m	Correct Factor dB	Measure ment dBuV/m	Limit dBuV/m	Margin dB	Detector	Comment
1 *	5285.6000	62.47	21.52	83.99	68.30	15.69	Peak	No Limit
2	5291.6000	55.37	21.55	76.92	999.00	-922.08	AVG	No Limit
3	5350.0000	30.47	21.76	52.23	74.00	-21.77	Peak	
4	5350.0000	22.66	21.76	44.42	999.00	-954.58	AVG	
5	5359.6000	31.87	21.79	53.66	74.00	-20.34	Peak	
6	5359.6000	23.64	21.79	45.43	54.00	-8.57	AVG	

Orthogonal Axis :	X
Test Mode :	UNII-2A/ TX AC80 Mode 5290MHz

Horizontal

130 dBuV/m

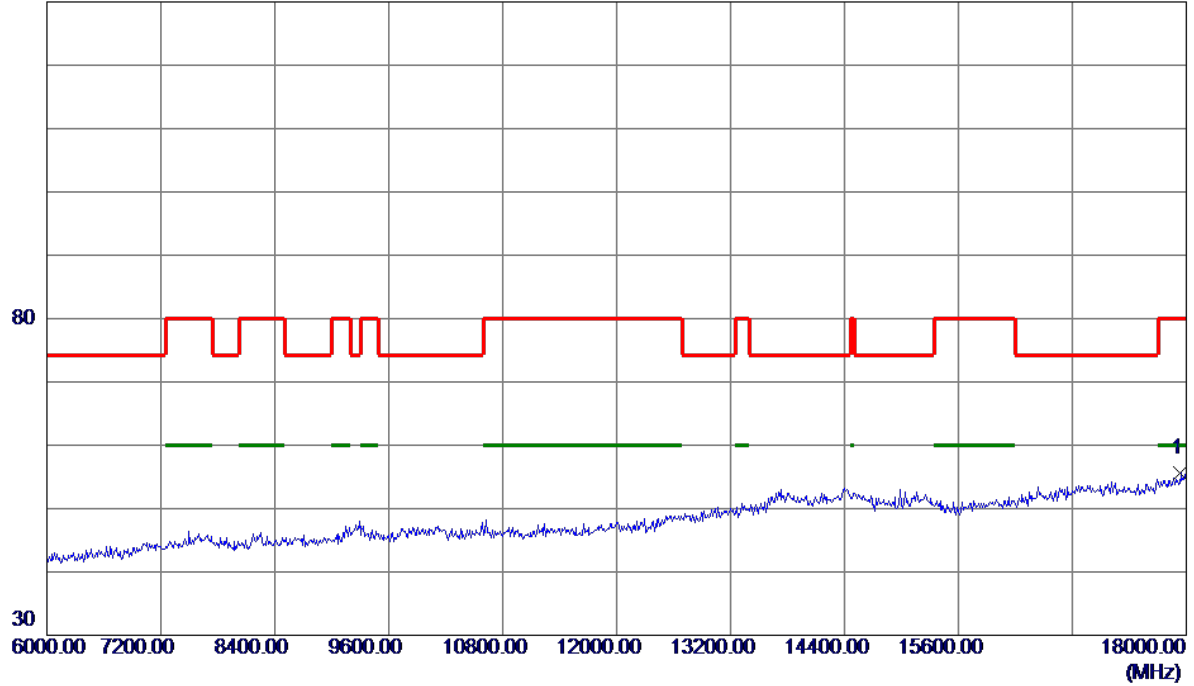


No.	Freq. MHz	Reading Level dBuV/m	Correct Factor dB	Measure ment dBuV/m	Limit dBuV/m	Margin dB	Detector	Comment
1 *	5975.0000	35.81	19.32	55.13	74.30	-19.17	Peak	

Orthogonal Axis :	X
Test Mode :	UNII-2A/ TX AC80 Mode 5290MHz

Horizontal

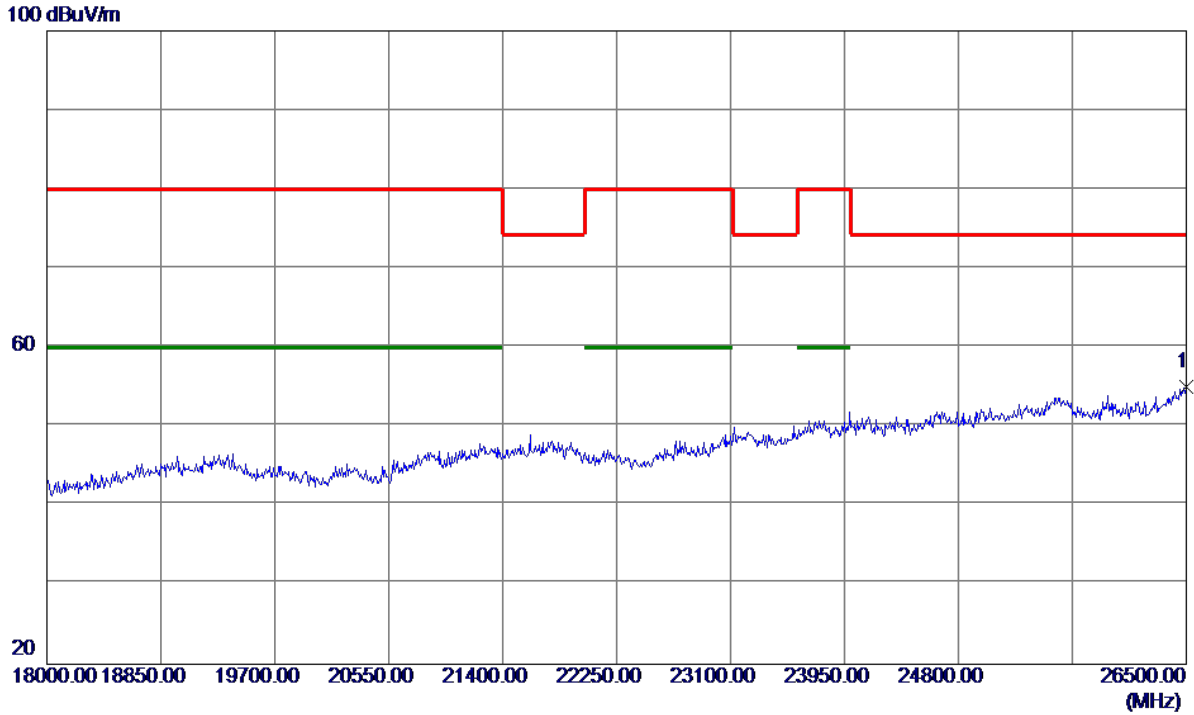
130 dBuV/m



No.	Freq. MHz	Reading Level dBuV/m	Correct Factor dB	Measure ment dBuV/m	Limit dBuV/m	Margin dB	Detector	Comment
1 *	17940.0000	26.67	28.97	55.64	80.00	-24.36	Peak	

Orthogonal Axis :	X
Test Mode :	UNII-2A/ TX AC80 Mode 5290MHz

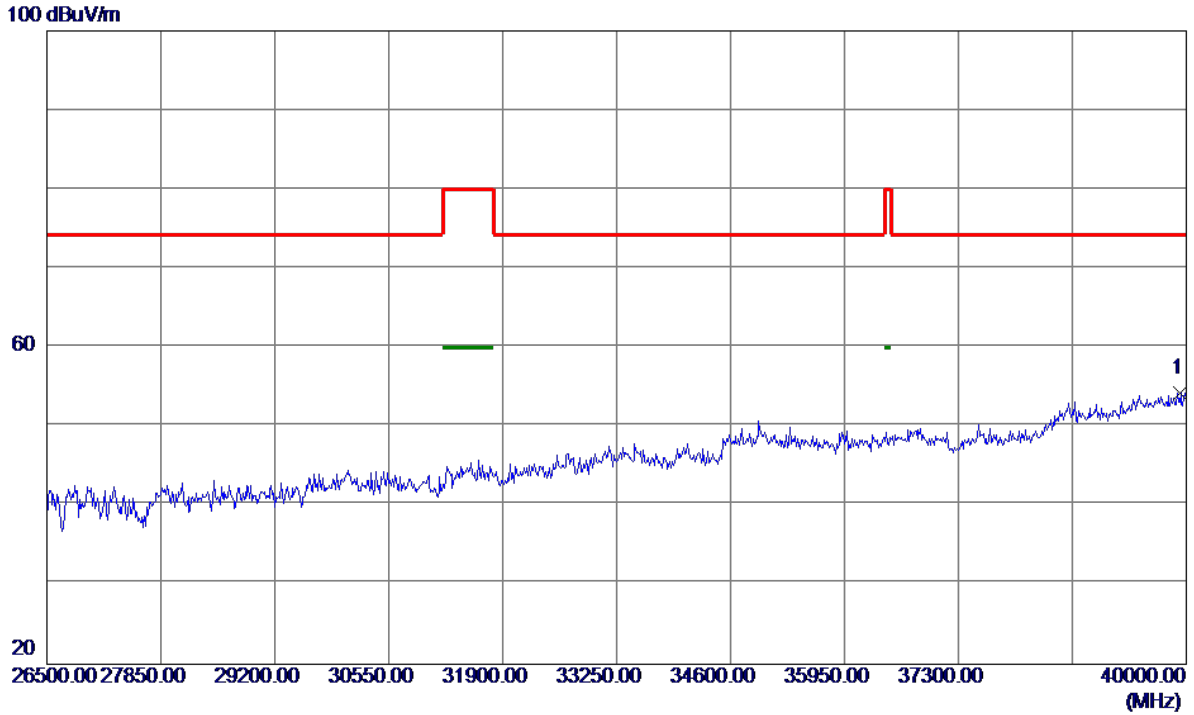
Horizontal



No.	Freq. MHz	Reading Level dBuV/m	Correct Factor dB	Measure ment dBuV/m	Limit dBuV/m	Margin dB	Detector	Comment
1 *	26500.0000	28.89	26.12	55.01	74.30	-19.29	Peak	

Orthogonal Axis :	X
Test Mode :	UNII-2A/ TX AC80 Mode 5290MHz

Horizontal

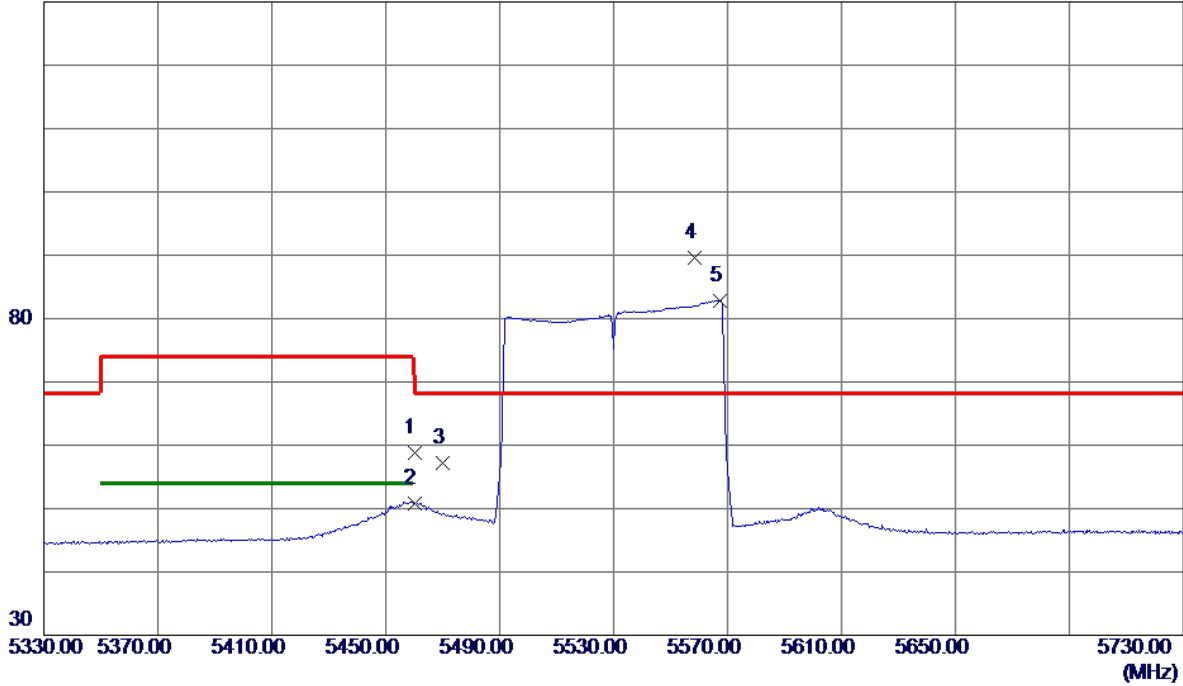


No.	Freq. MHz	Reading Level dBuV/m	Correct Factor dB	Measure ment dBuV/m	Limit dBuV/m	Margin dB	Detector	Comment
1 *	39932.5000	38.53	15.78	54.31	74.30	-19.99	Peak	

Orthogonal Axis :	X
Test Mode :	UNII-2C/ TX AC80 Mode 5530MHz

Vertical

130 dBuV/m

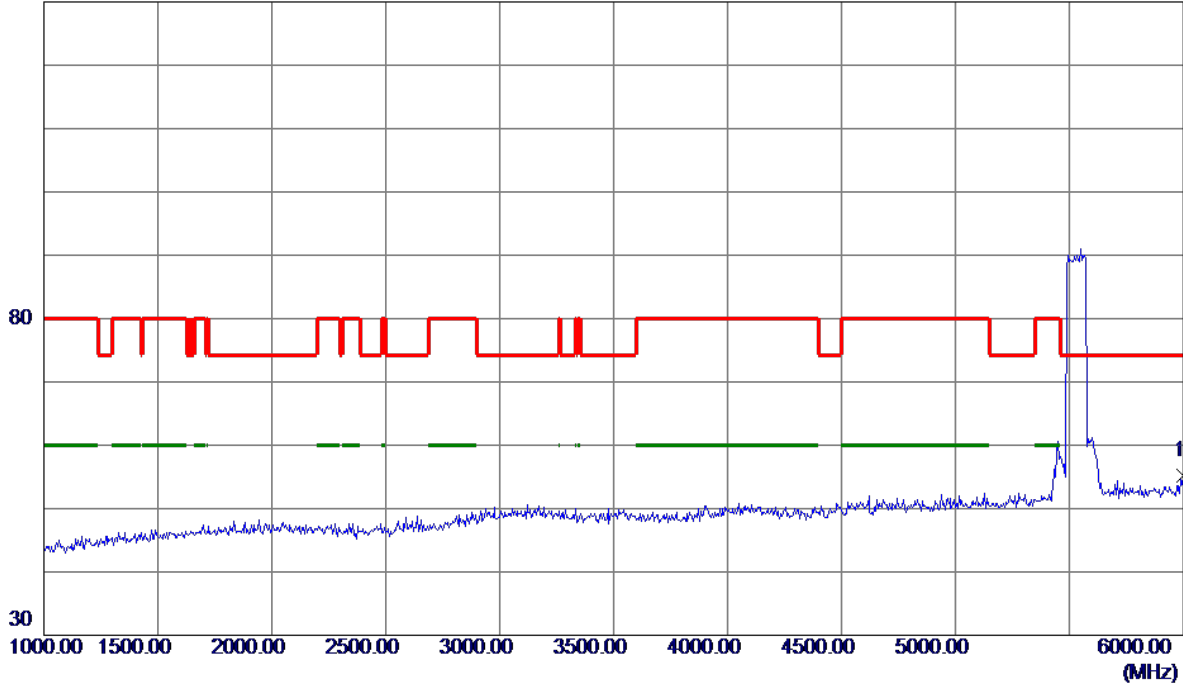


No.	Freq. MHz	Reading Level dBuV/m	Correct Factor dB	Measure ment dBuV/m	Limit dBuV/m	Margin dB	Detector	Comment
1	5460.0000	36.58	22.16	58.74	74.00	-15.26	Peak	
2	5460.0000	28.67	22.16	50.83	54.00	-3.17	AVG	
3	5470.0000	34.97	22.19	57.16	68.30	-11.14	Peak	
4 *	5558.4000	67.15	22.53	89.68	68.30	21.38	Peak	No Limit
5	5567.2000	60.31	22.57	82.88	999.00	-916.12	AVG	No Limit

Orthogonal Axis :	X
Test Mode :	UNII-2C/ TX AC80 Mode 5530MHz

Vertical

130 dBuV/m



No.	Freq. MHz	Reading Level dBuV/m	Correct Factor dB	Measure ment dBuV/m	Limit dBuV/m	Margin dB	Detector	Comment
1 *	6000.0000	35.72	19.41	55.13	74.30	-19.17	Peak	

Orthogonal Axis :	X
Test Mode :	UNII-2C/ TX AC80 Mode 5530MHz

Vertical

130 dBuV/m

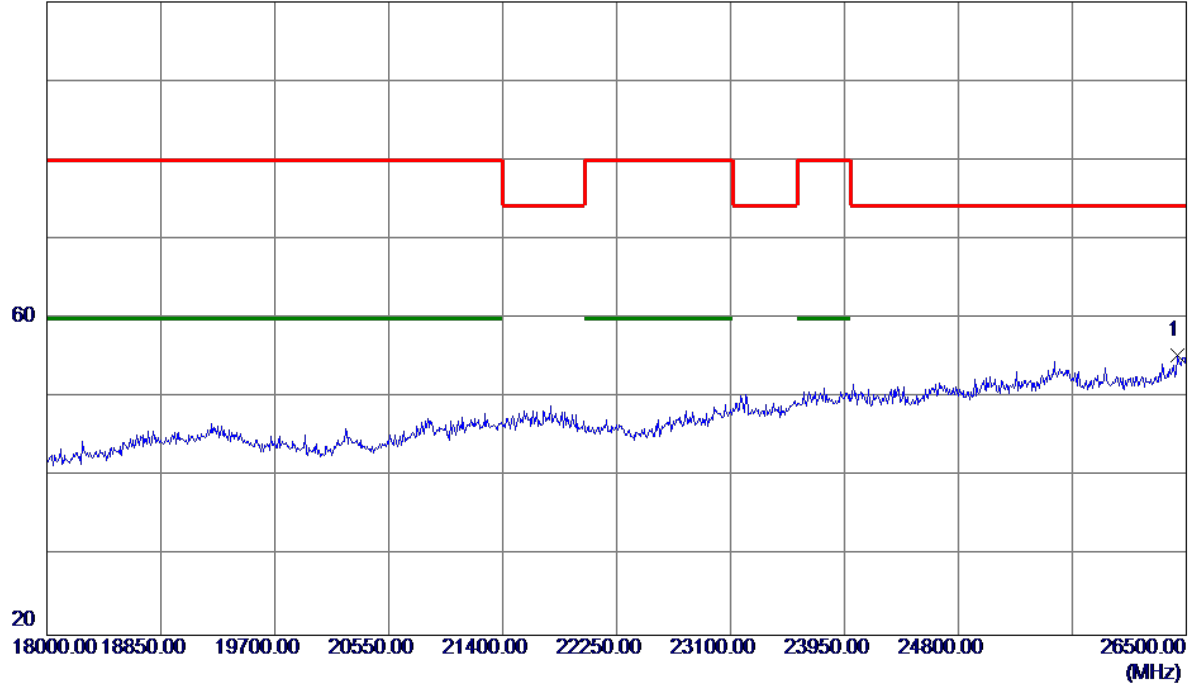


No.	Freq. MHz	Reading Level dBuV/m	Correct Factor dB	Measure ment dBuV/m	Limit dBuV/m	Margin dB	Detector	Comment
1 *	17976.0000	27.34	29.08	56.42	80.00	-23.58	Peak	

Orthogonal Axis :	X
Test Mode :	UNII-2C/ TX AC80 Mode 5530MHz

Vertical

100 dBuV/m

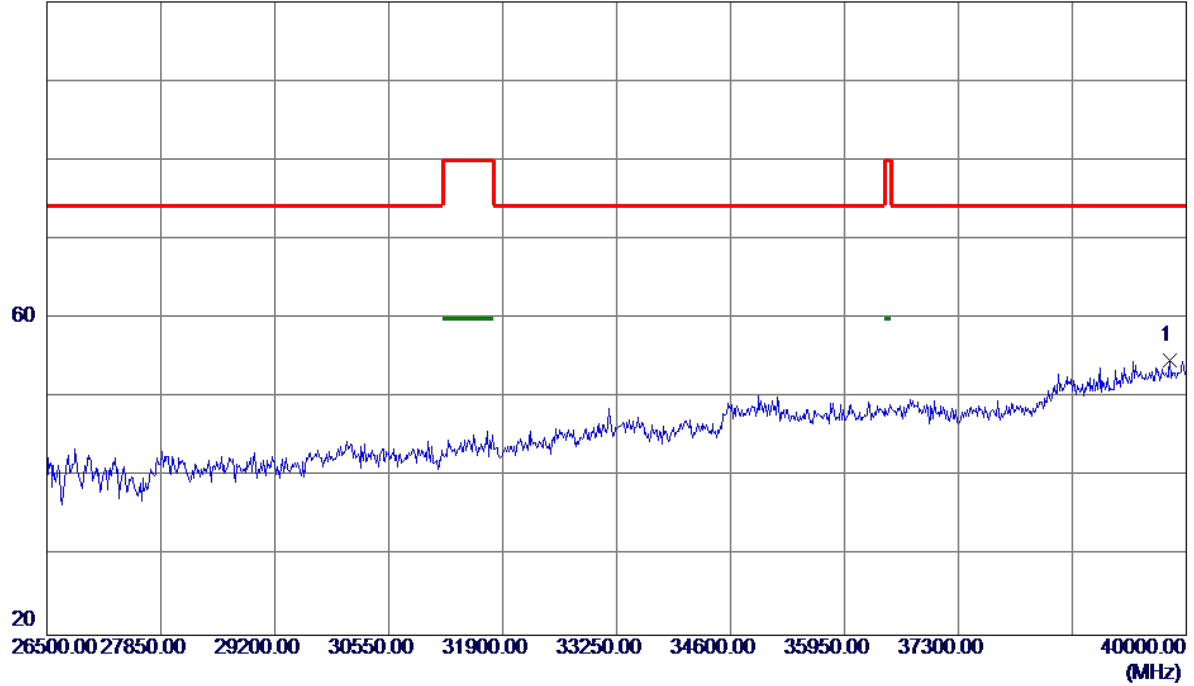


No.	Freq. MHz	Reading Level dBuV/m	Correct Factor dB	Measure ment dBuV/m	Limit dBuV/m	Margin dB	Detector	Comment
1 *	26432.0000	29.66	25.76	55.42	74.30	-18.88	Peak	

Orthogonal Axis :	X
Test Mode :	UNII-2C/ TX AC80 Mode 5530MHz

Vertical

100 dBuV/m

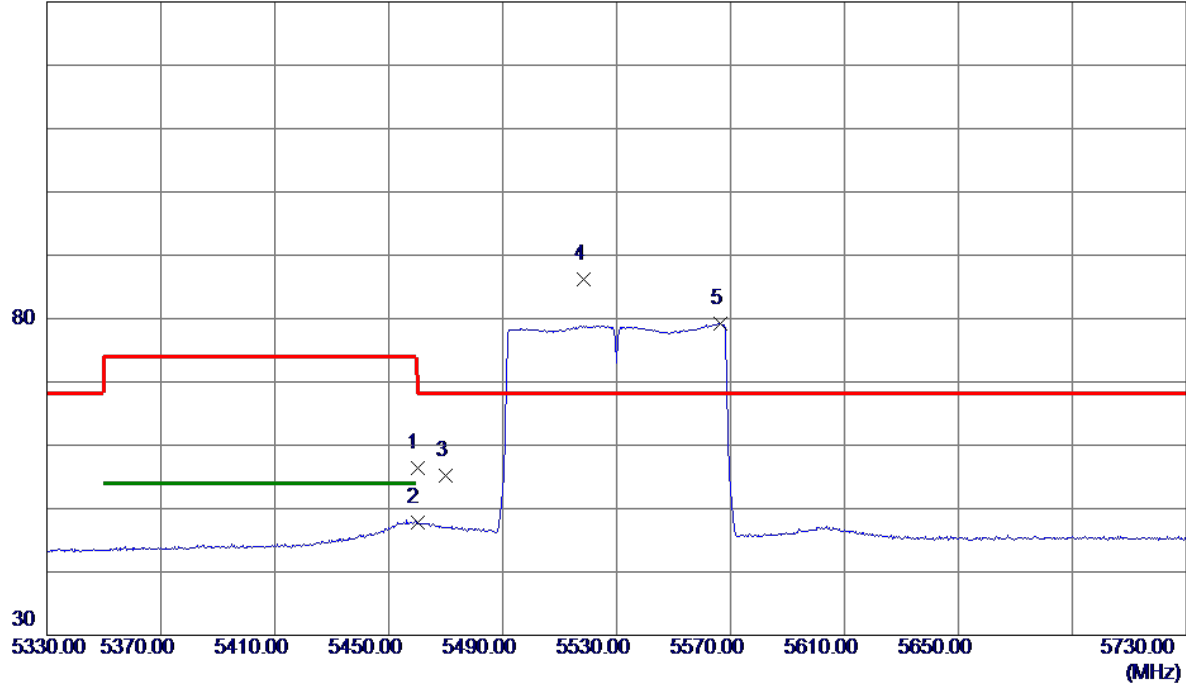


No.	Freq. MHz	Reading Level dBuV/m	Correct Factor dB	Measure ment dBuV/m	Limit dBuV/m	Margin dB	Detector	Comment
1 *	39811.0000	39.07	15.58	54.65	74.30	-19.65	Peak	

Orthogonal Axis :	X
Test Mode :	UNII-2C/ TX AC80 Mode 5530MHz

Horizontal

130 dBuV/m

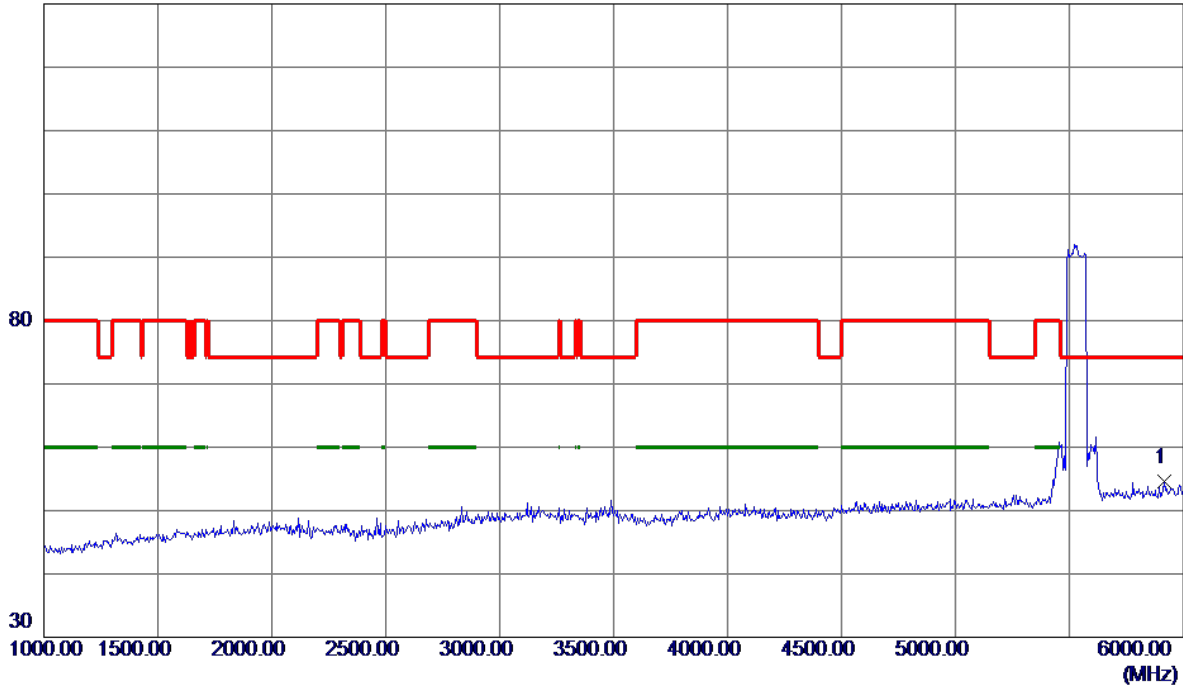


No.	Freq. MHz	Reading Level dBuV/m	Correct Factor dB	Measure ment dBuV/m	Limit dBuV/m	Margin dB	Detector	Comment
1	5460.0000	34.27	22.16	56.43	74.00	-17.57	Peak	
2	5460.0000	25.64	22.16	47.80	54.00	-6.20	AVG	
3	5470.0000	33.07	22.19	55.26	68.30	-13.04	Peak	
4 *	5518.4000	63.77	22.37	86.14	68.30	17.84	Peak	No Limit
5	5566.4000	56.61	22.56	79.17	999.00	-919.83	AVG	No Limit

Orthogonal Axis :	X
Test Mode :	UNII-2C/ TX AC80 Mode 5530MHz

Horizontal

130 dBuV/m

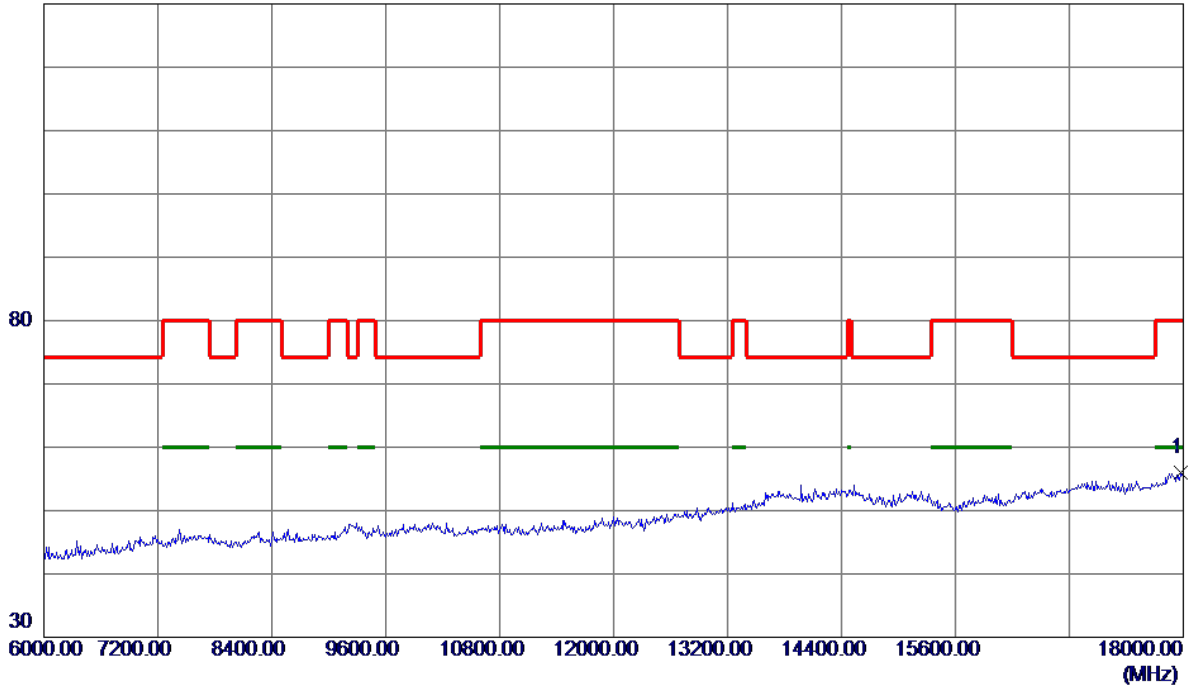


No.	Freq. MHz	Reading Level dBuV/m	Correct Factor dB	Measure ment dBuV/m	Limit dBuV/m	Margin dB	Detector	Comment
1 *	5915.0000	35.39	19.11	54.50	74.30	-19.80	Peak	

Orthogonal Axis :	X
Test Mode :	UNII-2C/ TX AC80 Mode 5530MHz

Horizontal

130 dBuV/m

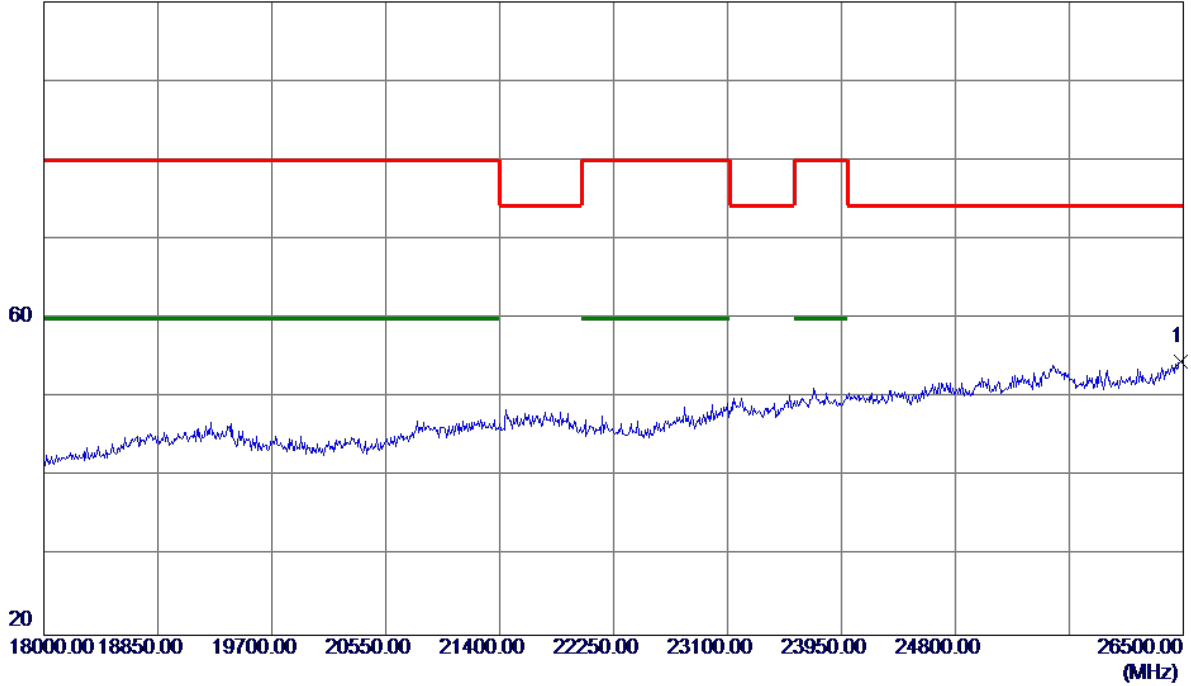


No.	Freq. MHz	Reading Level dBuV/m	Correct Factor dB	Measure ment dBuV/m	Limit dBuV/m	Margin dB	Detector	Comment
1 *	17976.0000	27.01	29.08	56.09	80.00	-23.91	Peak	

Orthogonal Axis :	X
Test Mode :	UNII-2C/ TX AC80 Mode 5530MHz

Horizontal

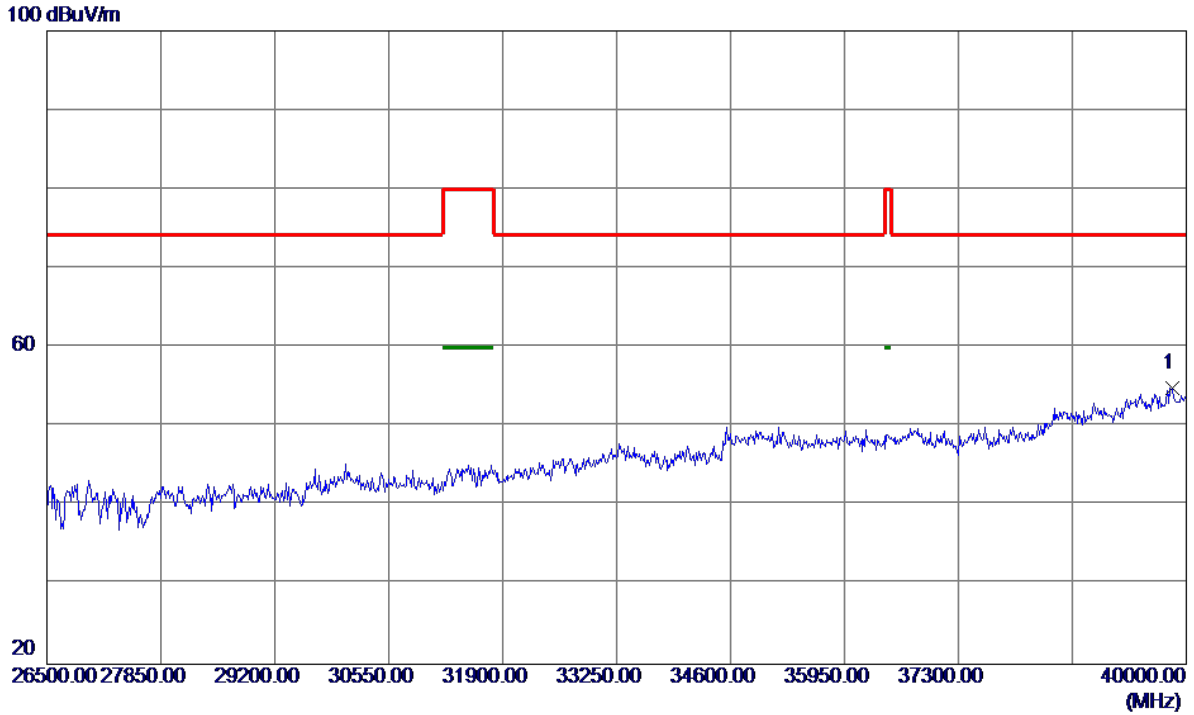
100 dBuV/m



No.	Freq. MHz	Reading Level dBuV/m	Correct Factor dB	Measure ment dBuV/m	Limit dBuV/m	Margin dB	Detector	Comment
1 *	26483.0000	28.56	26.03	54.59	74.30	-19.71	Peak	

Orthogonal Axis :	X
Test Mode :	UNII-2C/ TX AC80 Mode 5530MHz

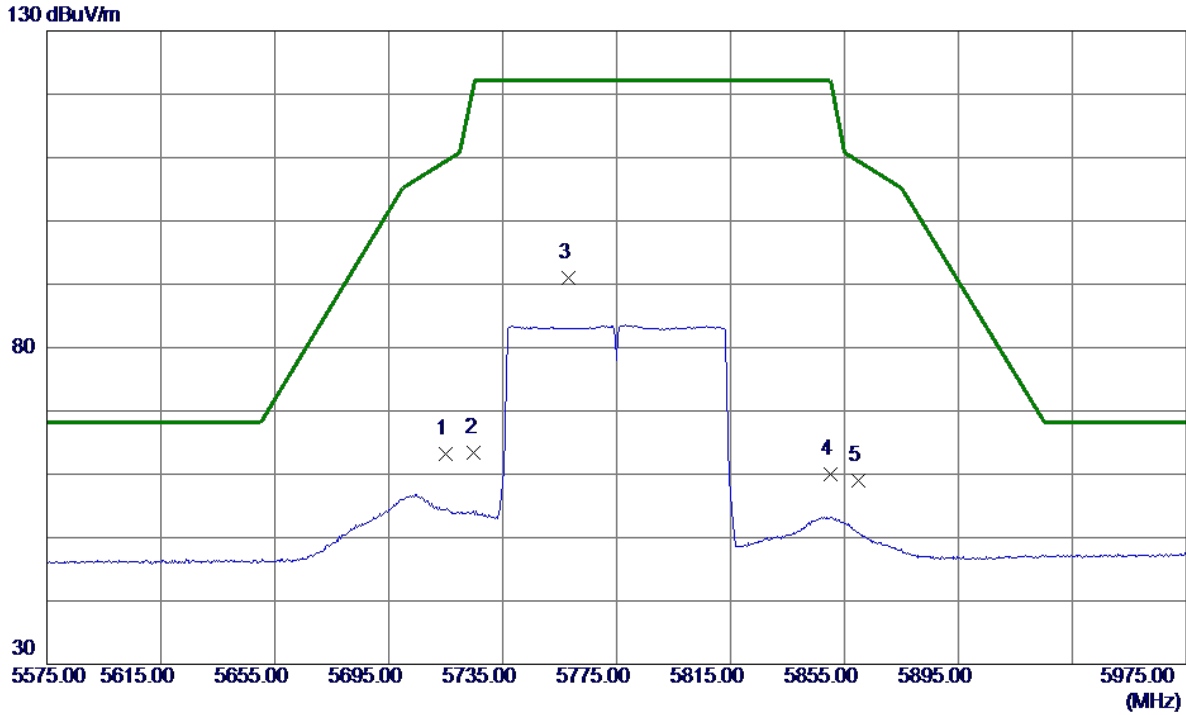
Horizontal



No.	Freq. MHz	Reading Level dBuV/m	Correct Factor dB	Measure ment dBuV/m	Limit dBuV/m	Margin dB	Detector	Comment
1 *	39838.0000	39.32	15.63	54.95	74.30	-19.35	Peak	

Orthogonal Axis:	X
Test Mode:	UNII-3/TX AC80 Mode 5775MHz

Vertical

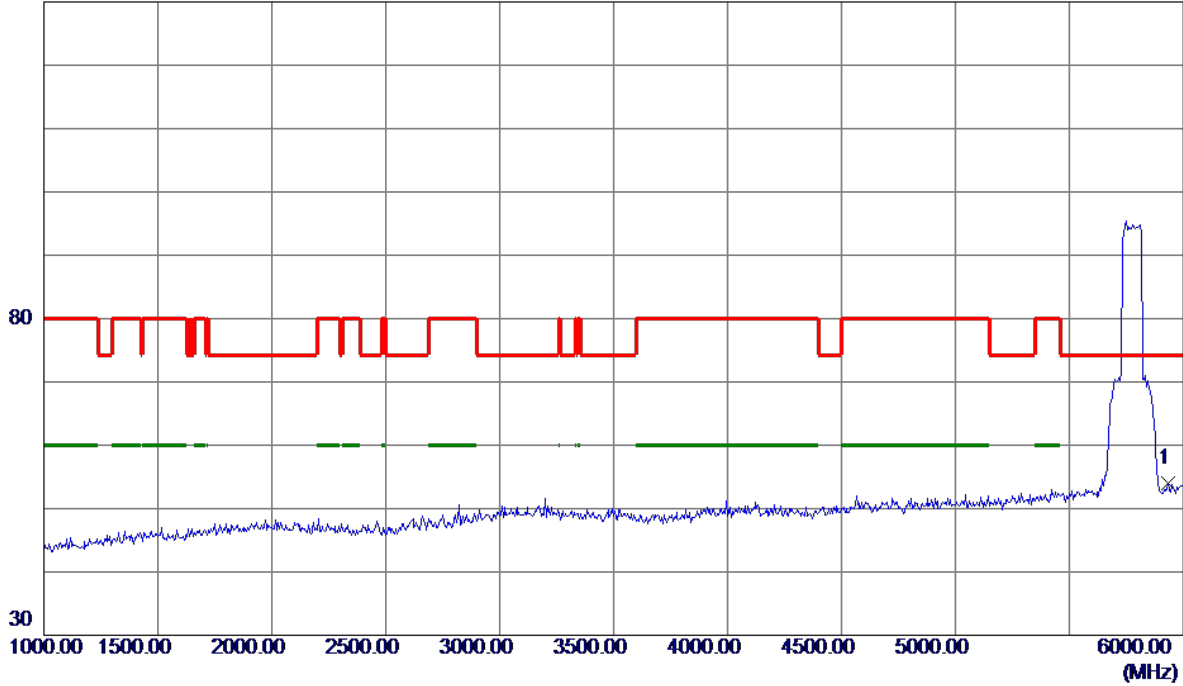


No.	Freq. MHz	Reading Level dBuV/m	Correct Factor dB	Measure ment dBuV/m	Limit dBuV/m	Margin dB	Detector	Comment
1	5715.0000	40.02	23.16	63.18	109.40	-46.22	Peak	
2	5725.0000	40.18	23.20	63.38	122.20	-58.82	Peak	
3 *	5758.2000	67.69	23.33	91.02	122.20	-31.18	Peak	
4	5850.0000	36.38	23.69	60.07	122.20	-62.13	Peak	
5	5860.0000	35.30	23.73	59.03	109.40	-50.37	Peak	

Orthogonal Axis:	X
Test Mode:	UNII-3/TX AC80 Mode 5775MHz

Vertical

130 dBuV/m

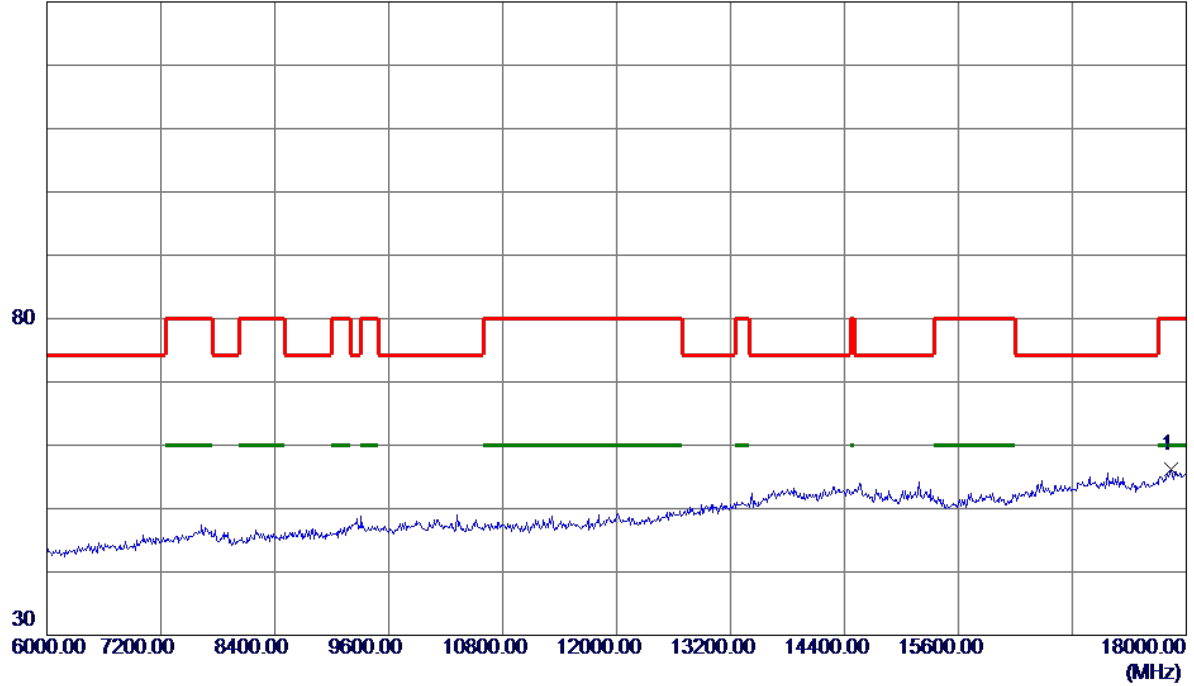


No.	Freq. MHz	Reading Level dBuV/m	Correct Factor dB	Measure ment dBuV/m	Limit dBuV/m	Margin dB	Detector	Comment
1 *	5935.0000	34.90	19.18	54.08	74.30	-20.22	Peak	

Orthogonal Axis:	X
Test Mode:	UNII-3/TX AC80 Mode 5775MHz

Vertical

130 dBuV/m

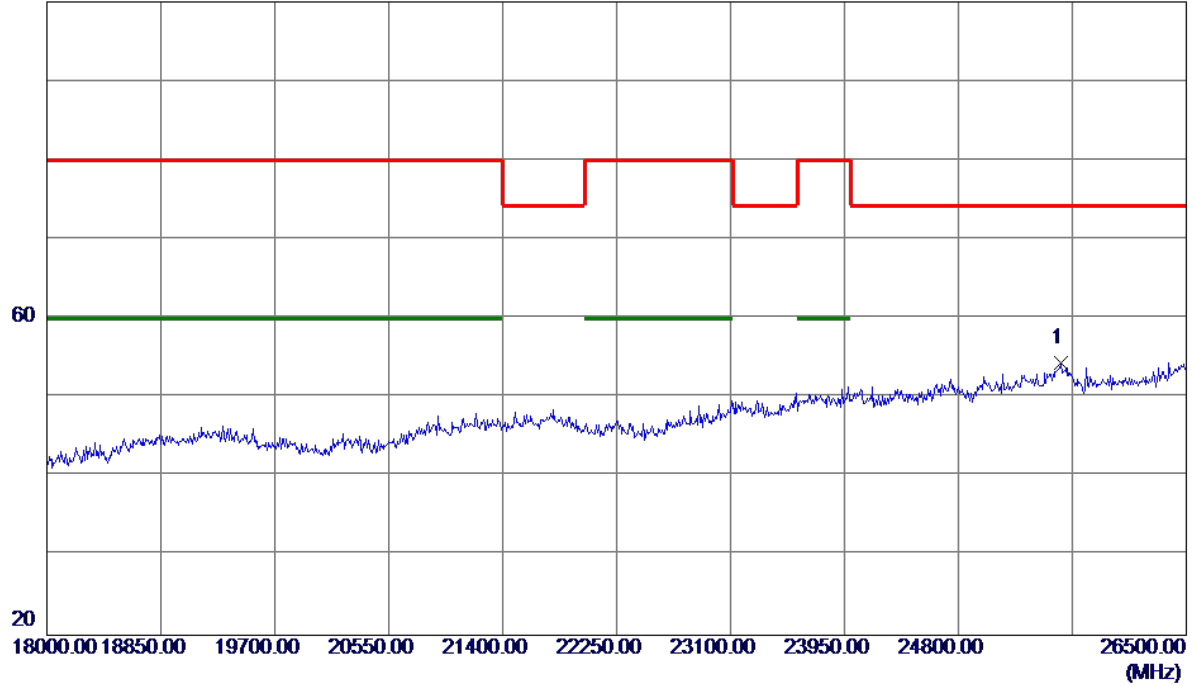


No.	Freq. MHz	Reading Level dBuV/m	Correct Factor dB	Measure ment dBuV/m	Limit dBuV/m	Margin dB	Detector	Comment
1 *	17844.0000	27.45	28.66	56.11	80.00	-23.89	Peak	

Orthogonal Axis:	X
Test Mode:	UNII-3/TX AC80 Mode 5775MHz

Vertical

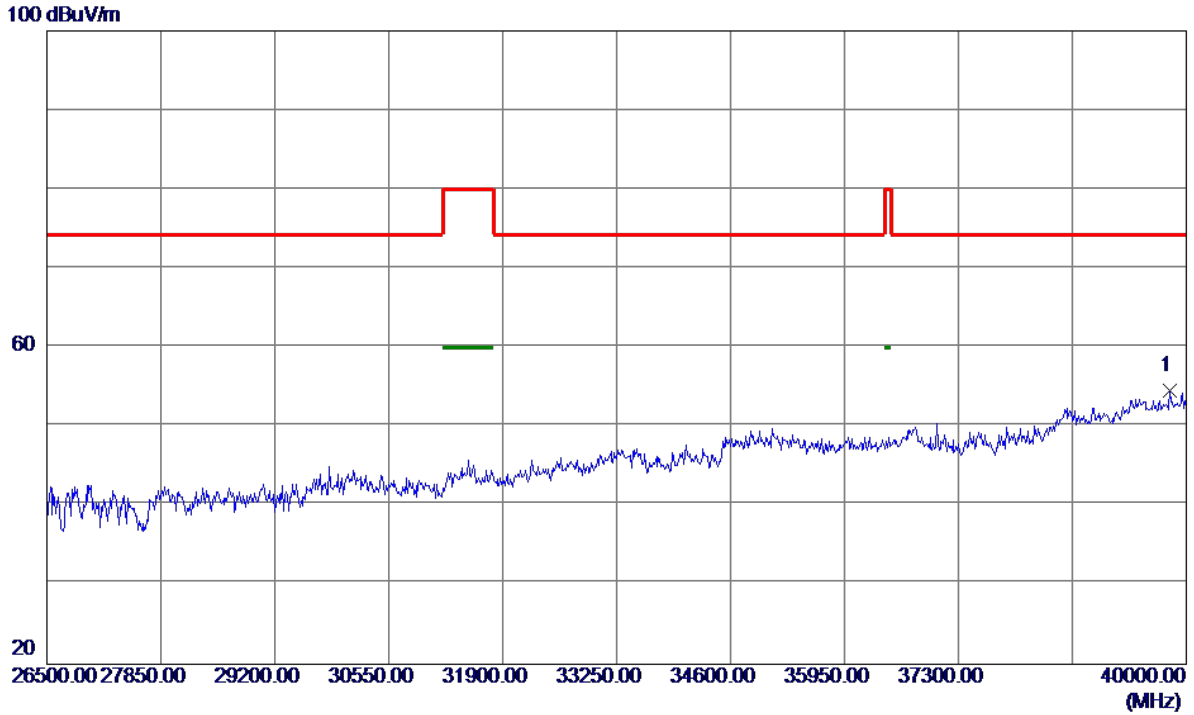
100 dBuV/m



No.	Freq. MHz	Reading Level dBuV/m	Correct Factor dB	Measure ment dBuV/m	Limit dBuV/m	Margin dB	Detector	Comment
1 *	25565.0000	30.50	23.90	54.40	74.30	-19.90	Peak	

Orthogonal Axis:	X
Test Mode:	UNII-3/TX AC80 Mode 5775MHz

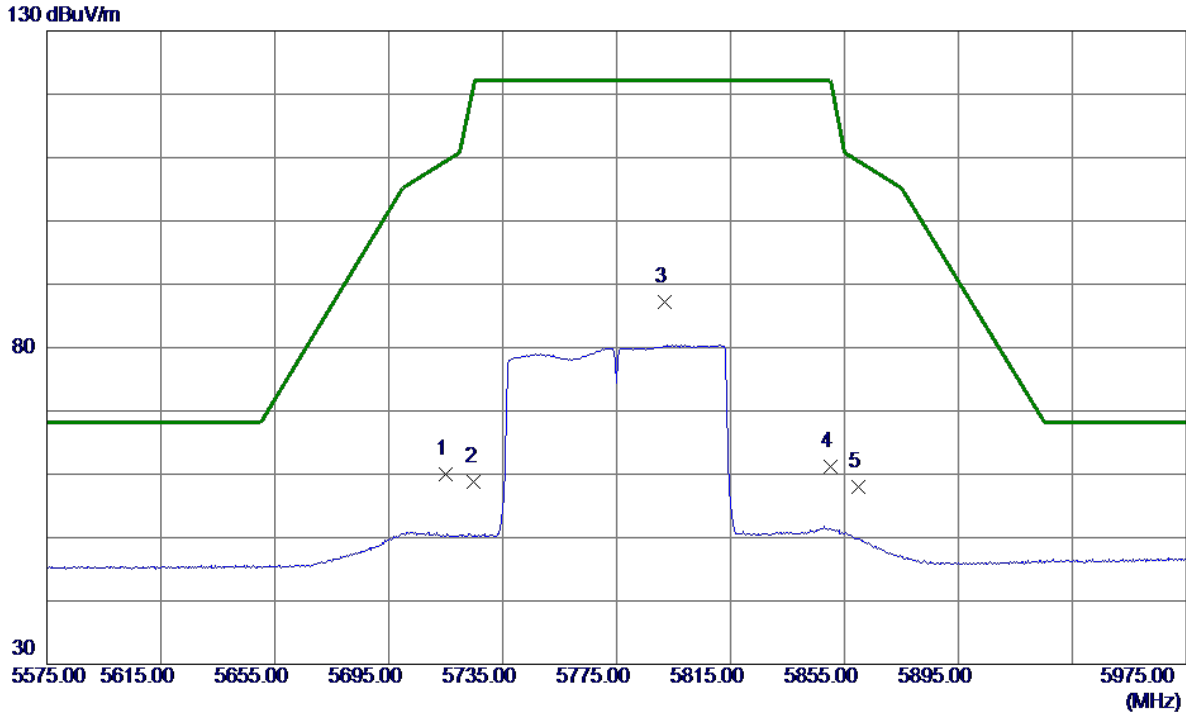
Vertical



No.	Freq. MHz	Reading Level dBuV/m	Correct Factor dB	Measure ment dBuV/m	Limit dBuV/m	Margin dB	Detector	Comment
1 *	39811.0000	38.95	15.58	54.53	74.30	-19.77	Peak	

Orthogonal Axis:	X
Test Mode:	UNII-3/TX AC80 Mode 5775MHz

Horizontal

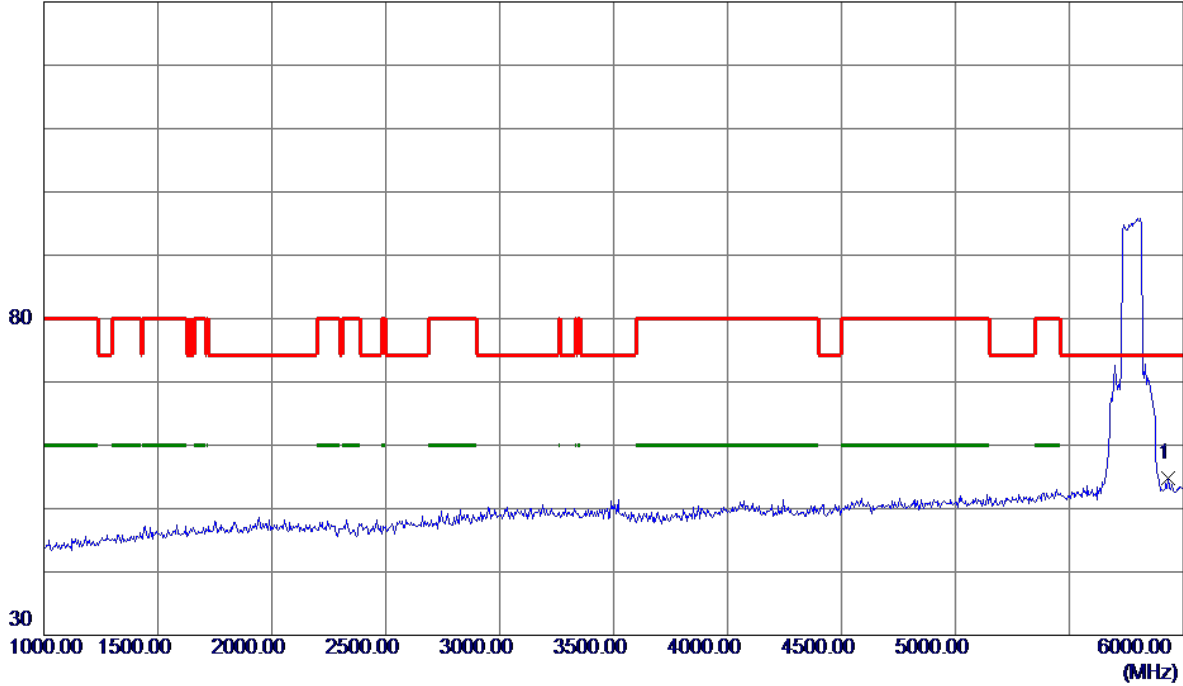


No.	Freq. MHz	Reading Level dBuV/m	Correct Factor dB	Measure ment dBuV/m	Limit dBuV/m	Margin dB	Detector	Comment
1	5715.0000	36.90	23.16	60.06	109.40	-49.34	Peak	
2	5725.0000	35.54	23.20	58.74	122.20	-63.46	Peak	
3 *	5791.8000	63.69	23.46	87.15	122.20	-35.05	Peak	
4	5850.0000	37.43	23.69	61.12	122.20	-61.08	Peak	
5	5860.0000	34.26	23.73	57.99	109.40	-51.41	Peak	

Orthogonal Axis:	X
Test Mode:	UNII-3/TX AC80 Mode 5775MHz

Horizontal

130 dBuV/m

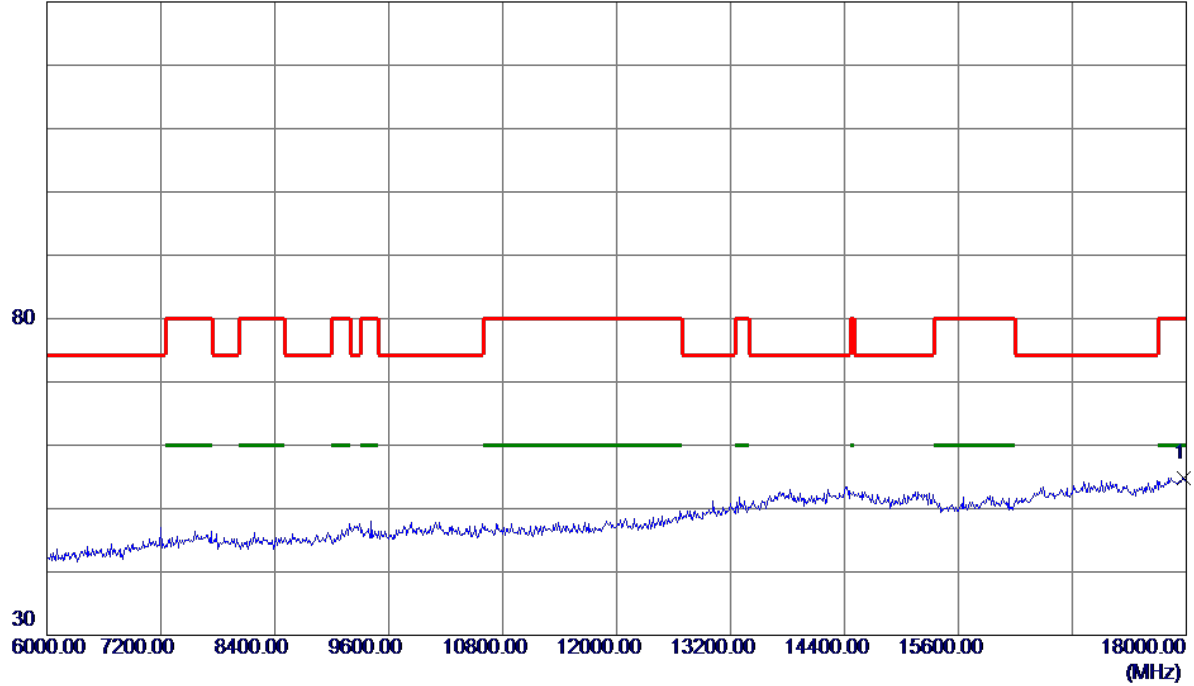


No.	Freq. MHz	Reading Level dBuV/m	Correct Factor dB	Measure ment dBuV/m	Limit dBuV/m	Margin dB	Detector	Comment
1 *	5935.0000	35.62	19.18	54.80	74.30	-19.50	Peak	

Orthogonal Axis:	X
Test Mode:	UNII-3/TX AC80 Mode 5775MHz

Horizontal

130 dBuV/m

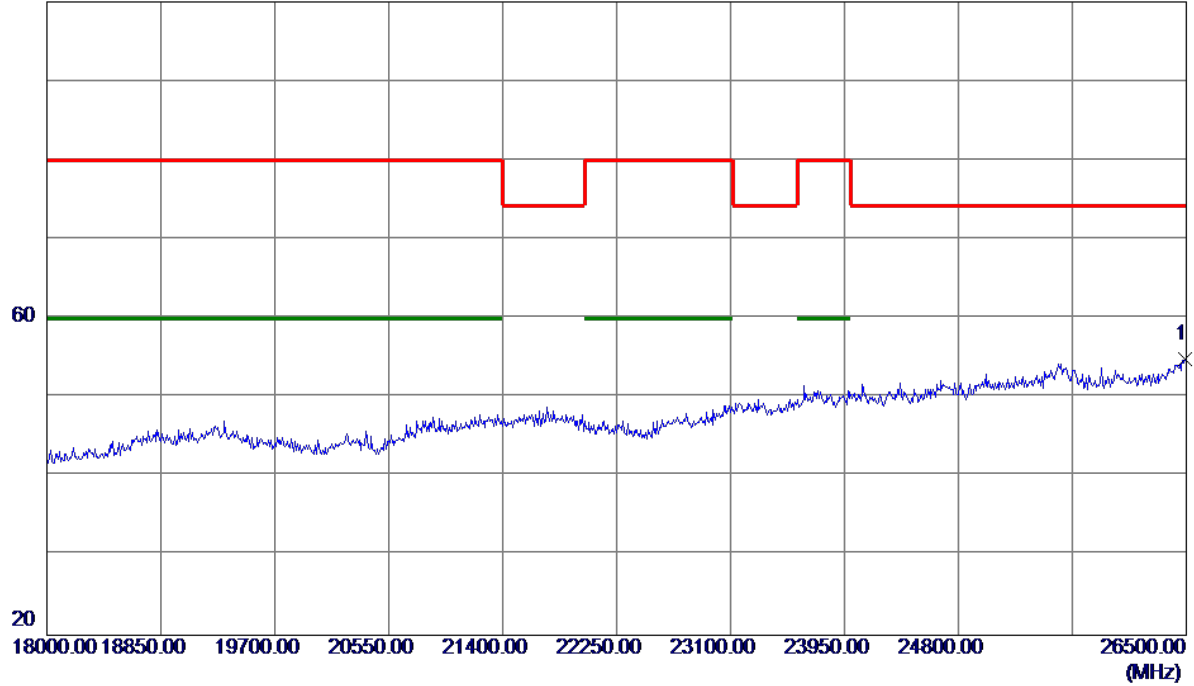


No.	Freq. MHz	Reading Level dBuV/m	Correct Factor dB	Measure ment dBuV/m	Limit dBuV/m	Margin dB	Detector	Comment
1 *	17976.0000	25.78	29.08	54.86	80.00	-25.14	Peak	

Orthogonal Axis:	X
Test Mode:	UNII-3/TX AC80 Mode 5775MHz

Horizontal

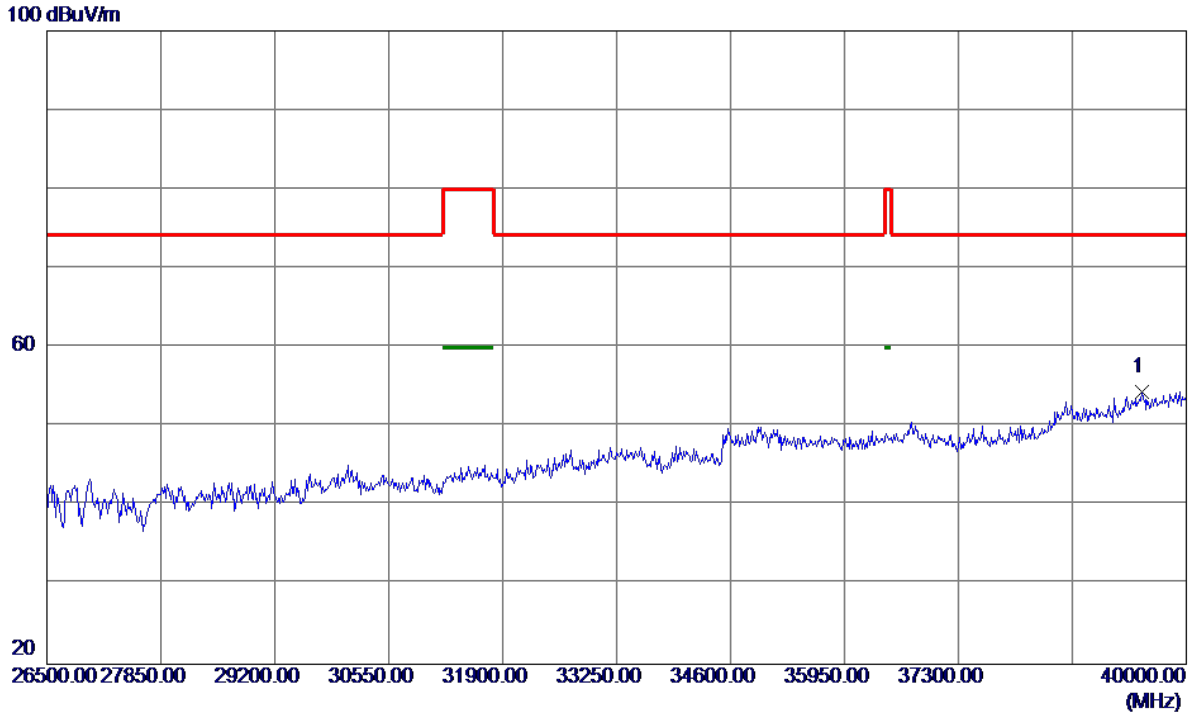
100 dBuV/m



No.	Freq. MHz	Reading Level dBuV/m	Correct Factor dB	Measure ment dBuV/m	Limit dBuV/m	Margin dB	Detector	Comment
1 *	26491.5000	28.88	26.07	54.95	74.30	-19.35	Peak	

Orthogonal Axis:	X
Test Mode:	UNII-3/TX AC80 Mode 5775MHz

Horizontal



No.	Freq. MHz	Reading Level dBuV/m	Correct Factor dB	Measure ment dBuV/m	Limit dBuV/m	Margin dB	Detector	Comment
1 *	39473.5000	39.46	15.01	54.47	74.30	-19.83	Peak	

TX A Mode_DUTY CYCLE

Duty cycle: TX DUTYMHZ

Duty cycle = T_{ON} / T_{Total}

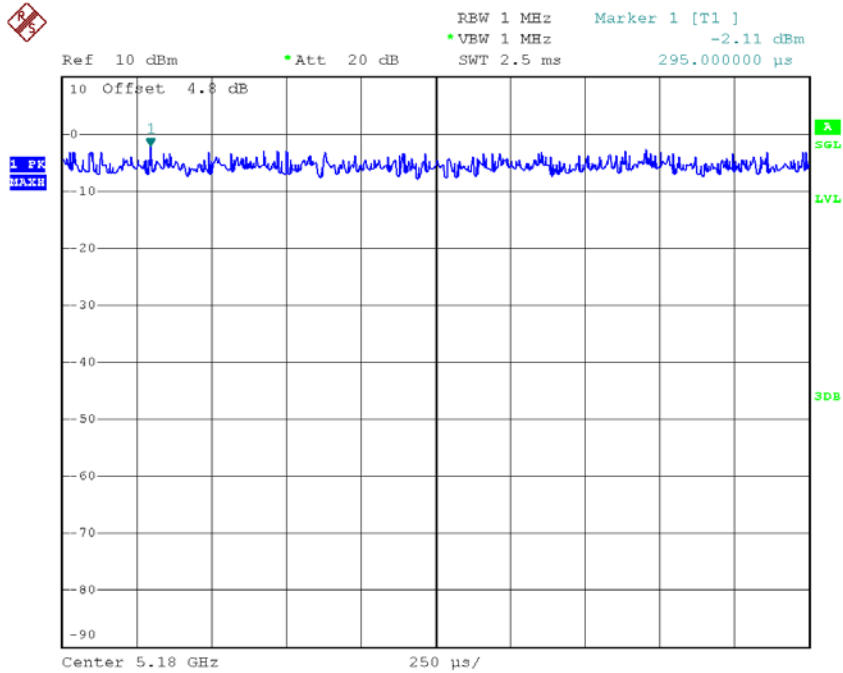
T_{ON} : 2.5ms

T_{Total} : 2.5ms

Duty cycle: 100.000%

Duty Factor = $10 \log(1/\text{Duty cycle})$

Duty Factor = 0.00



Date: 14.JUL.2018 14:46:03

Note: The EUT was programmed to be in continuously transmitting mode and the transmit duty cycle is not less than 98 %, so, the output power and power density should be calculated as Output Power = Measured power + Duty factor
 Power Spectral Density = Measured density + Duty factor

TX N20 Mode_DUTY CYCLE

Duty cycle: TX DUTYMHz

$$\text{Duty cycle} = T_{\text{ON}} / T_{\text{Total}}$$

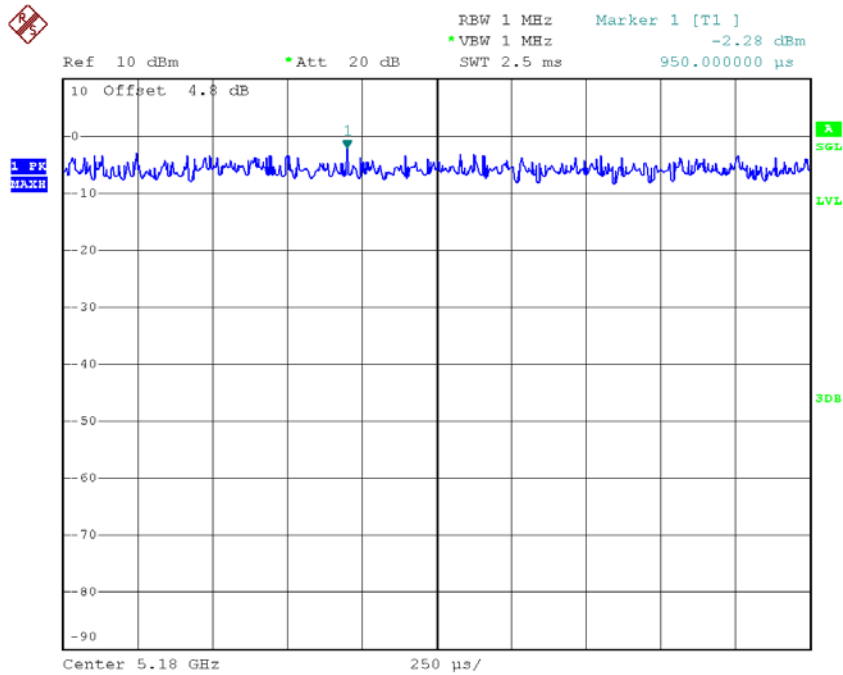
T_{ON} : 2.5ms

T_{Total} : 2.5ms

Duty cycle: 100.000%

$$\text{Duty Factor} = 10 \log(1/\text{Duty cycle})$$

Duty Factor = 0.00



Date: 14.JUL.2018 17:31:54

Note: The EUT was programmed to be in continuously transmitting mode and the transmit duty cycle is not less than 98 %, so, the output power and power density should be calculated as Output Power = Measured power + Duty factor
 Power Spectral Density = Measured density + Duty factor

TX N40 Mode_DUTY CYCLE

Duty cycle: TX DUTYMHz

Duty cycle = T_{ON} / T_{Total}

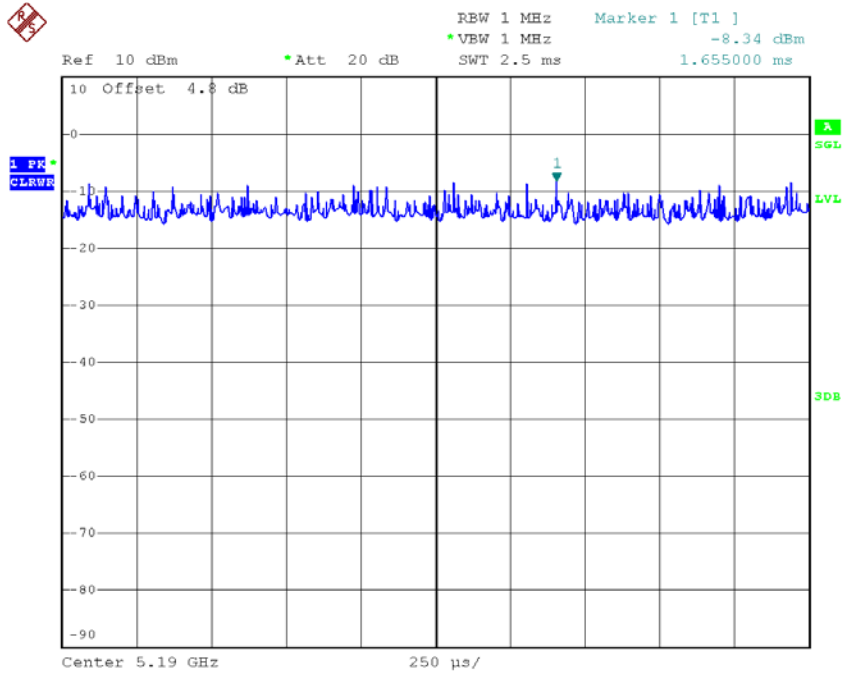
T_{ON} : 2.5ms

T_{Total} : 2.5ms

Duty cycle: 100.000%

Duty Factor = $10 \log(1/\text{Duty cycle})$

Duty Factor = 0.00



Date: 14.JUL.2018 17:32:34

Note: The EUT was programmed to be in continuously transmitting mode and the transmit duty cycle is not less than 98 %, so, the output power and power density should be calculated as Output Power = Measured power + Duty factor
Power Spectral Density = Measured density + Duty factor

TX AC20 Mode_DUTY CYCLE

Duty cycle: TX DUTYMHz

Duty cycle = T_{ON} / T_{Total}

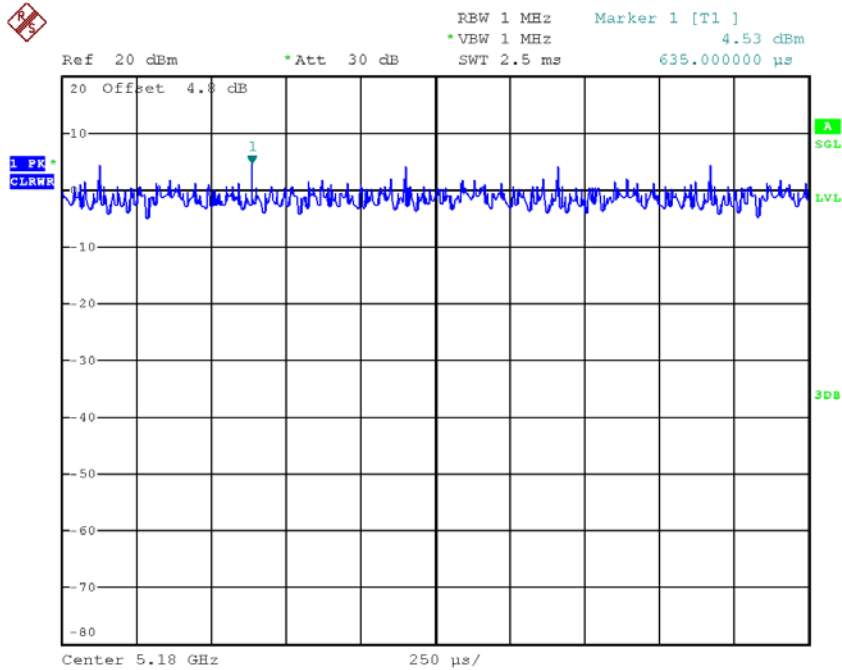
T_{ON} : 2.5ms

T_{Total} : 2.5ms

Duty cycle: 100.000%

Duty Factor = $10 \log(1/\text{Duty cycle})$

Duty Factor = 0.00



Date: 18.JUL.2018 14:46:03

Note: The EUT was programmed to be in continuously transmitting mode and the transmit duty cycle is not less than 98 %, so, the output power and power density should be calculated as Output Power = Measured power + Duty factor
 Power Spectral Density = Measured density + Duty factor

TX AC40 Mode_DUTY CYCLE

Duty cycle: TX DUTYMHz

$$\text{Duty cycle} = T_{\text{ON}} / T_{\text{Total}}$$

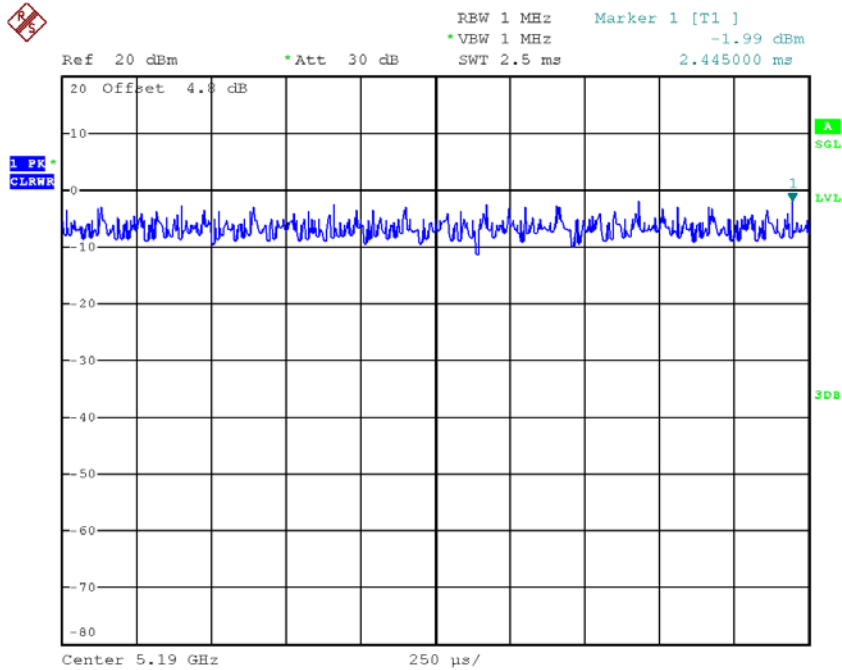
T_{ON} : 2.5ms

T_{Total} : 2.5ms

Duty cycle: 100.000%

$$\text{Duty Factor} = 10 \log(1/\text{Duty cycle})$$

Duty Factor = 0.00



Date: 18.JUL.2018 14:46:41

Note: The EUT was programmed to be in continuously transmitting mode and the transmit duty cycle is not less than 98 %, so, the output power and power density should be calculated as

$$\text{Output Power} = \text{Measured power} + \text{Duty factor}$$

$$\text{Power Spectral Density} = \text{Measured density} + \text{Duty factor}$$

TX AC80 Mode_DUTY CYCLE

Duty cycle: TX DUTYMHZ

$$\text{Duty cycle} = T_{\text{ON}} / T_{\text{Total}}$$

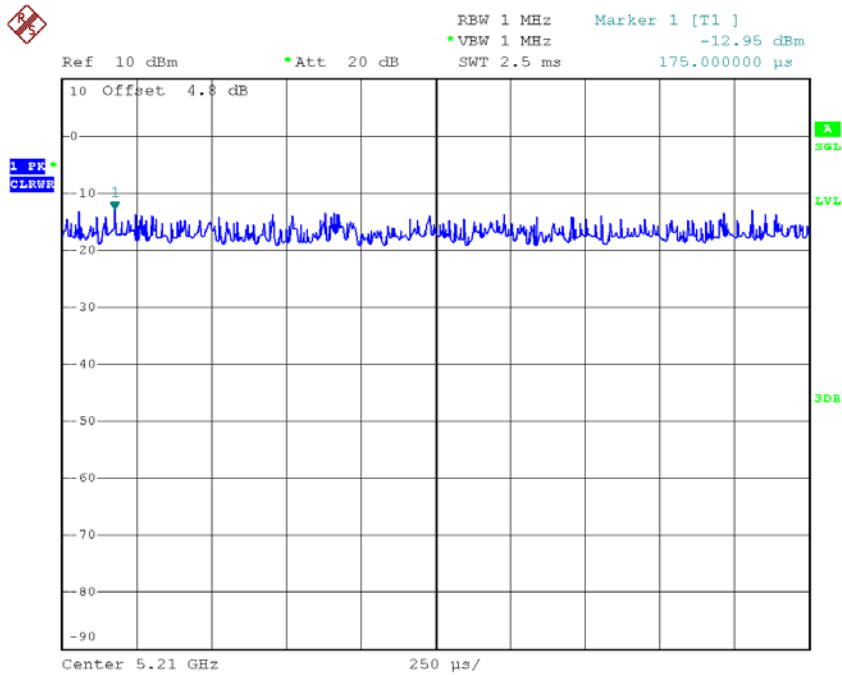
T_{ON} : 2.5ms

T_{Total} : 2.5ms

Duty cycle: 100.000%

$$\text{Duty Factor} = 10 \log(1/\text{Duty cycle})$$

Duty Factor = 0.00



Date: 14.JUL.2018 17:33:01

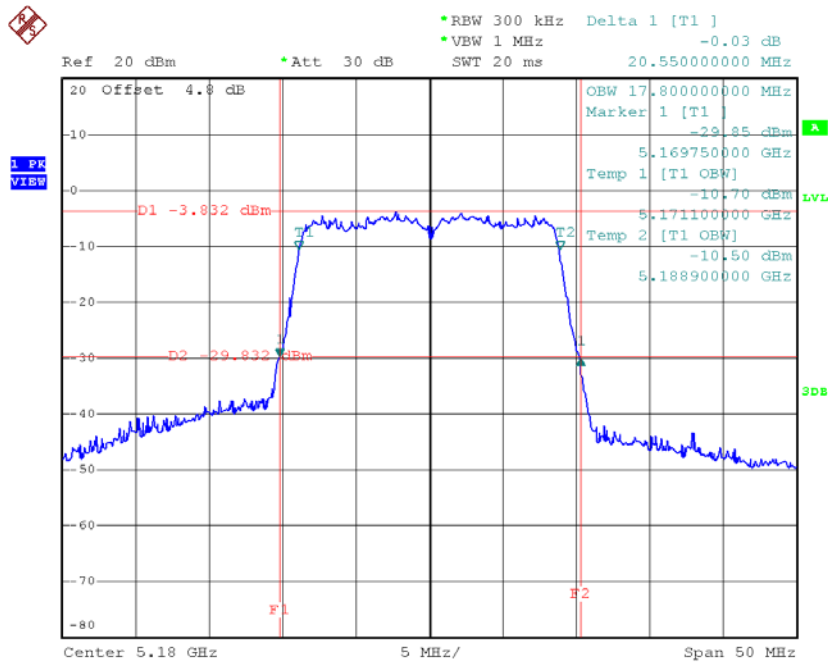
Note: The EUT was programmed to be in continuously transmitting mode and the transmit duty cycle is not less than 98 %, so, the output power and power density should be calculated as Output Power = Measured power + Duty factor
 Power Spectral Density = Measured density + Duty factor

APPENDIX D - BANDWIDTH

Test Mode: UNII-1/TX A Mode_CH36/CH40/CH48

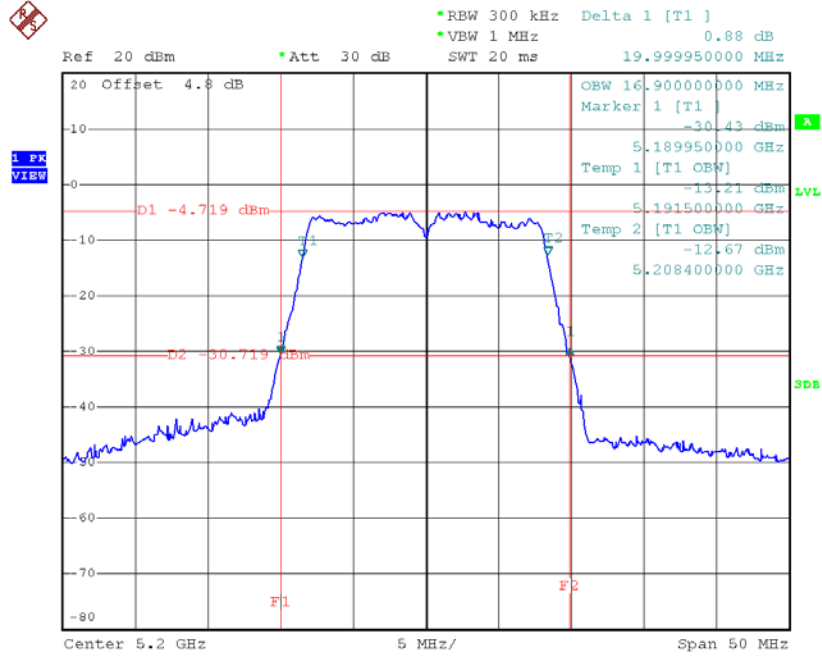
Channel	Frequency (MHz)	26dB Bandwidth (MHz)	99% Occupied Bandwidth (MHz)
CH36	5180	20.55	17.80
CH40	5200	20.00	16.90
CH48	5240	20.15	16.90

TX CH36



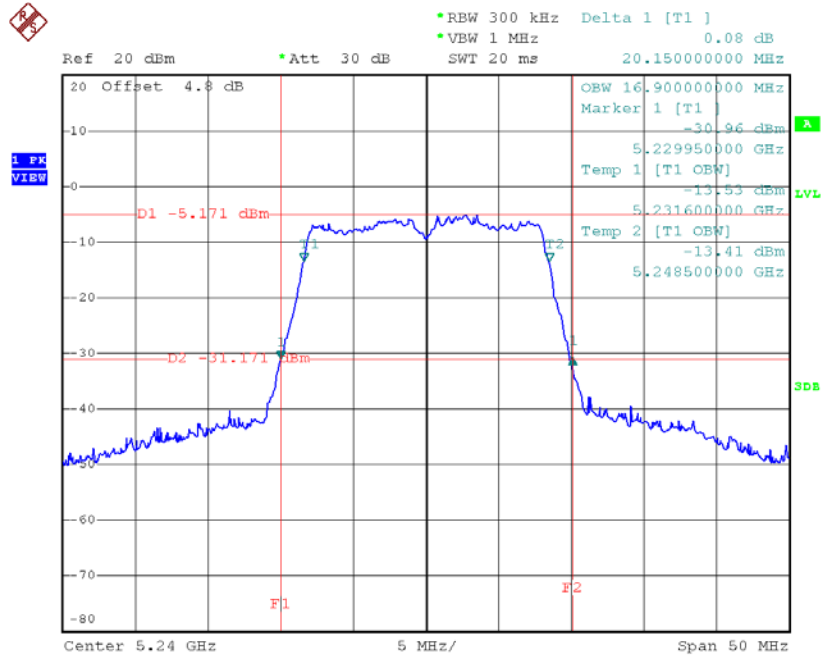
Date: 14.JUL.2018 14:45:48

TX CH40



Date: 14.JUL.2018 14:50:32

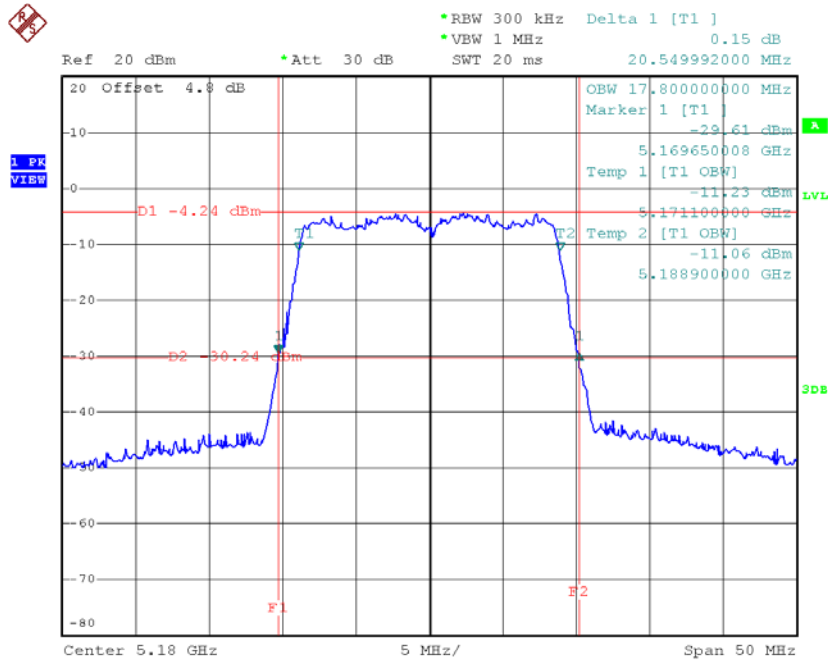
TX CH48



Date: 14.JUL.2018 14:53:20

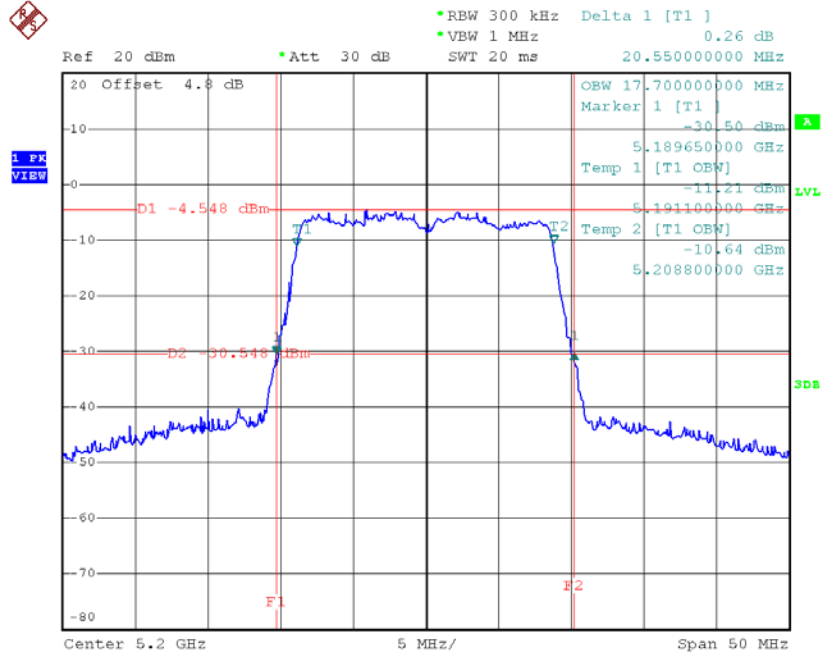
Test Mode: UNII-1/TX N20 Mode_CH36/CH40/CH48

Channel	Frequency (MHz)	26dB Bandwidth (MHz)	99% Occupied Bandwidth (MHz)
CH36	5180	20.55	17.80
CH40	5200	20.55	17.70
CH48	5240	20.60	17.80

TX CH36


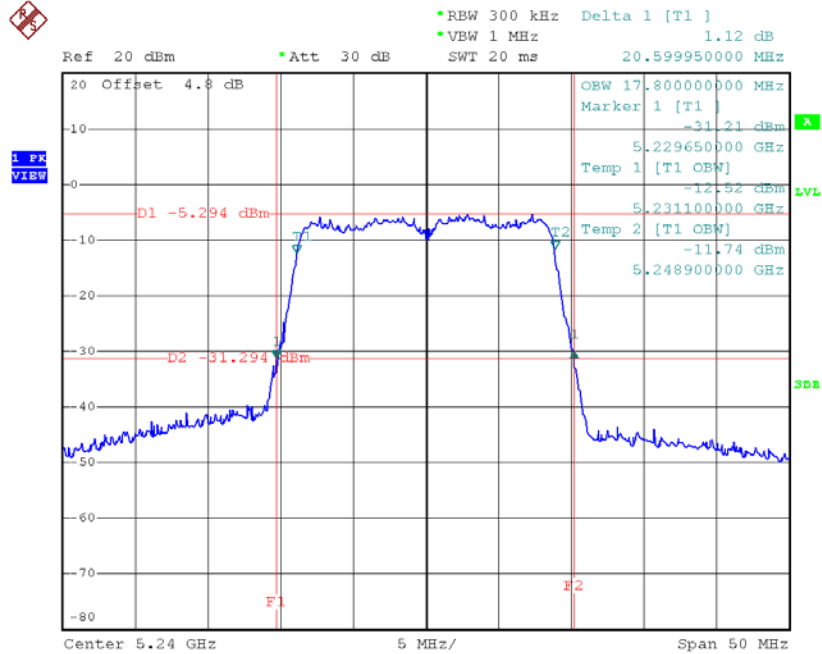
Date: 14.JUL.2018 15:07:49

TX CH40



Date: 14.JUL.2018 15:14:50

TX CH48

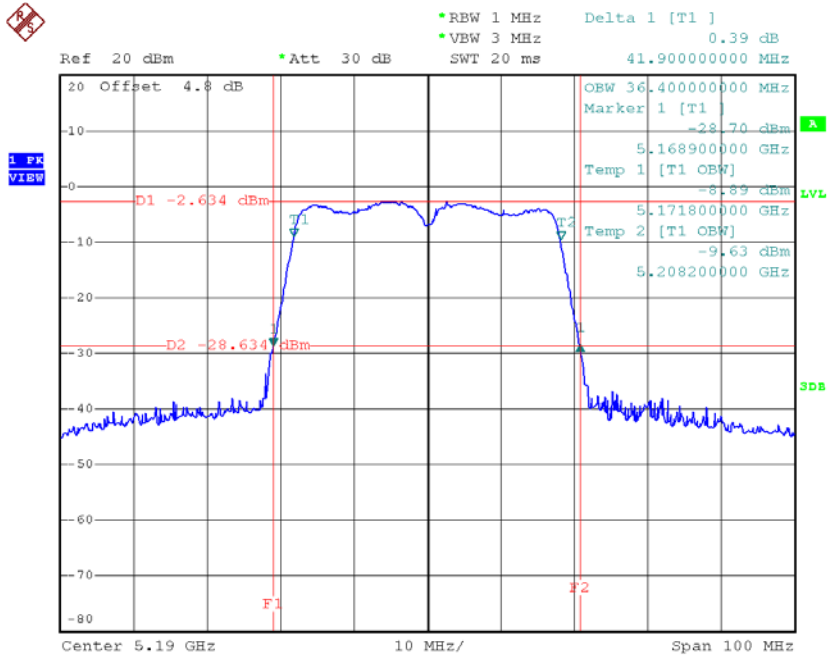


Date: 14.JUL.2018 15:15:58

Test Mode: UNII-1/TX N40 Mode_CH38/CH46

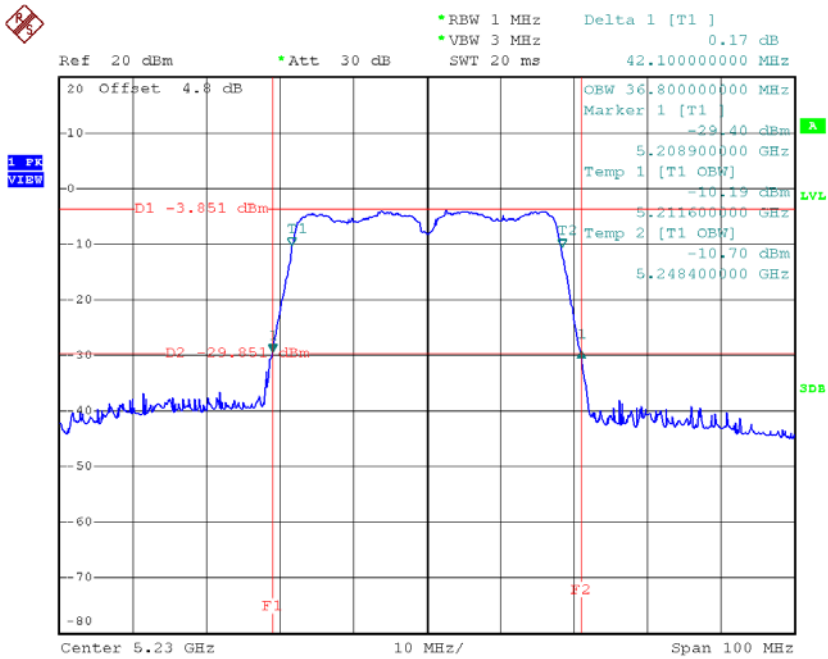
Channel	Frequency (MHz)	26dB Bandwidth (MHz)	99% Occupied Bandwidth (MHz)
CH38	5190	41.90	36.40
CH46	5230	42.10	36.80

TX CH38



Date: 14.JUL.2018 15:32:04

TX CH46

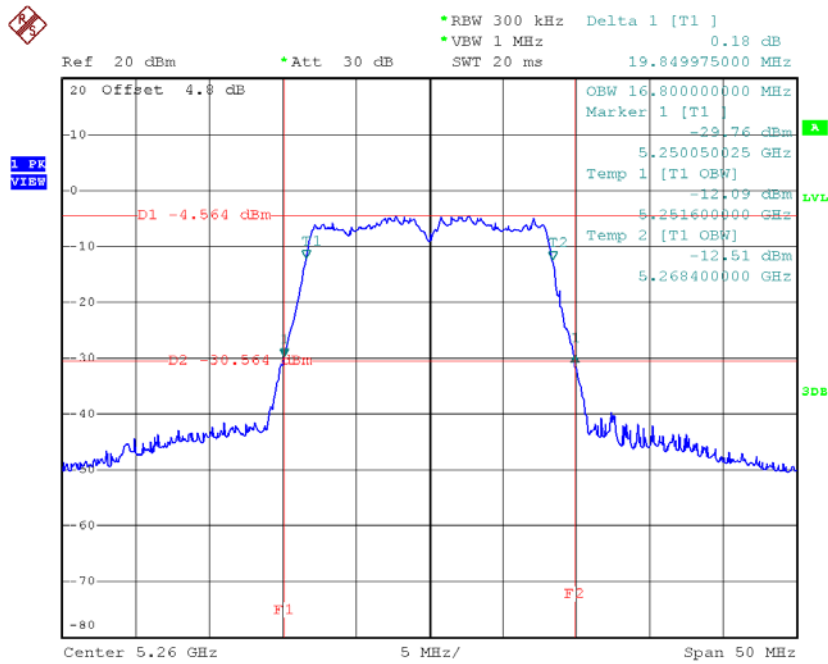


Date: 14.JUL.2018 15:36:31

Test Mode: UNII-2A/TX A Mode_CH52/CH56/CH64

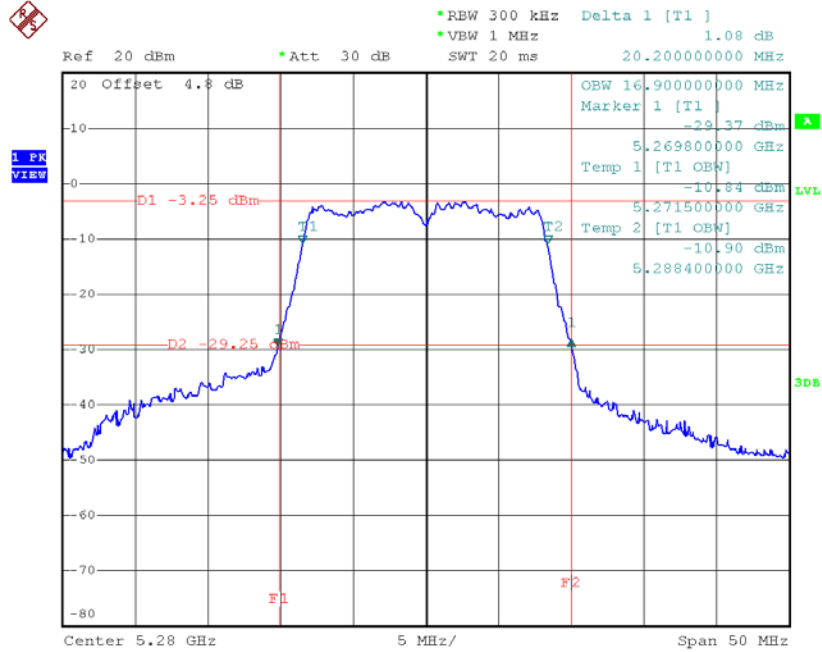
Channel	Frequency (MHz)	26dB Bandwidth (MHz)	99% Occupied Bandwidth (MHz)
CH52	5260	19.85	16.80
CH56	5280	20.20	16.90
CH64	5320	20.20	16.80

TX CH52



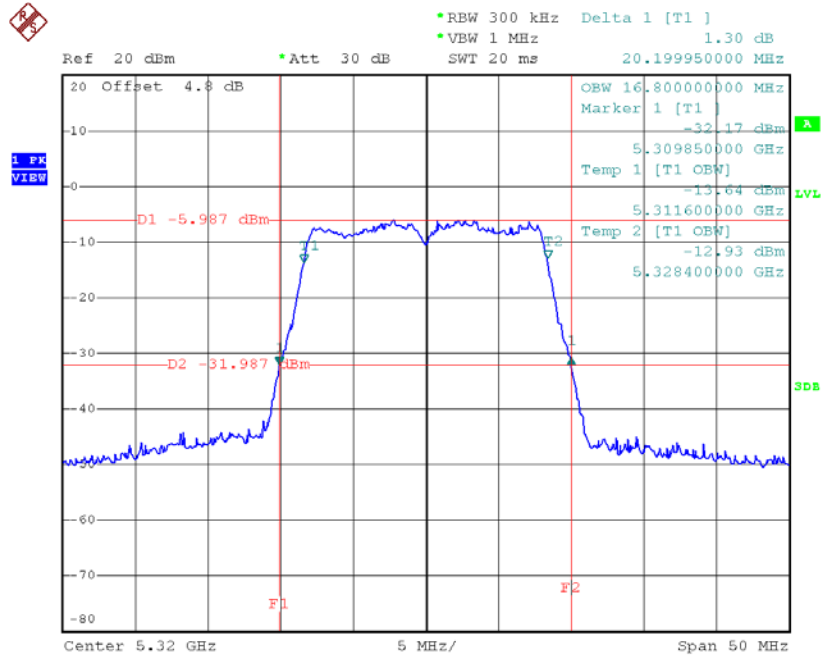
Date: 14.JUL.2018 14:55:00

TX CH56



Date: 16.JUL.2018 11:45:31

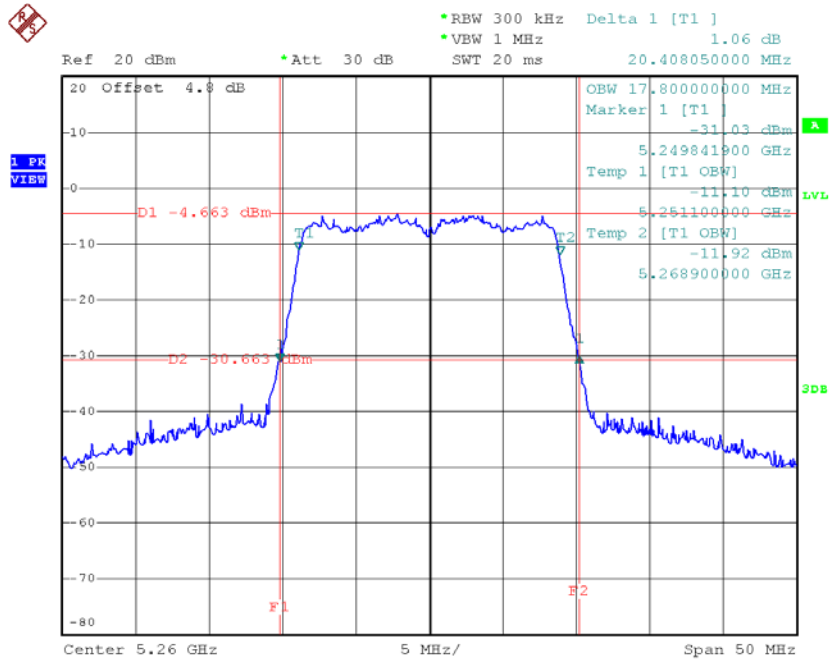
TX CH64



Date: 14.JUL.2018 14:57:42

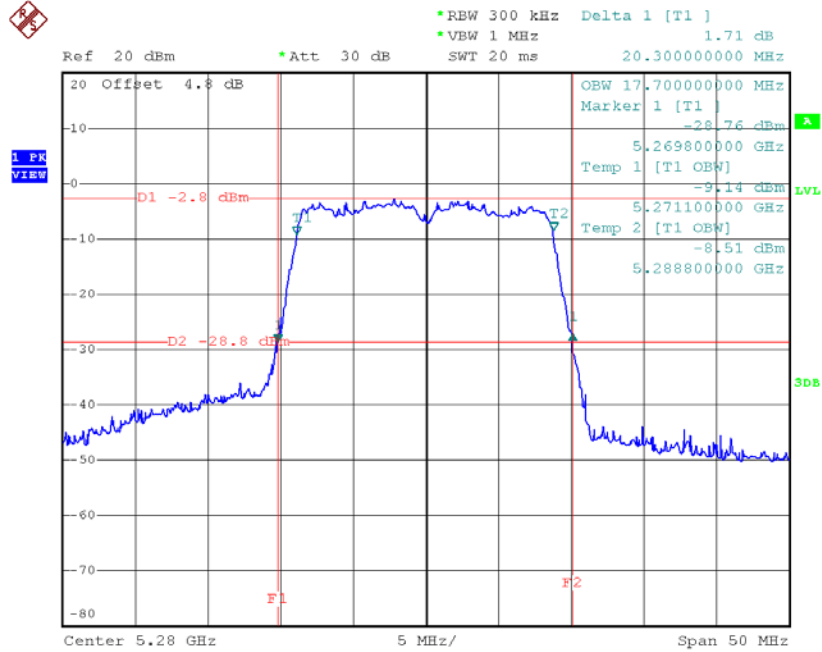
Test Mode: UNII-2A/TX N20 Mode_CH52/CH56/CH64

Channel	Frequency (MHz)	26dB Bandwidth (MHz)	99% Occupied Bandwidth (MHz)
CH52	5260	20.41	17.80
CH56	5280	20.30	17.70
CH64	5320	20.50	17.80

TX CH52


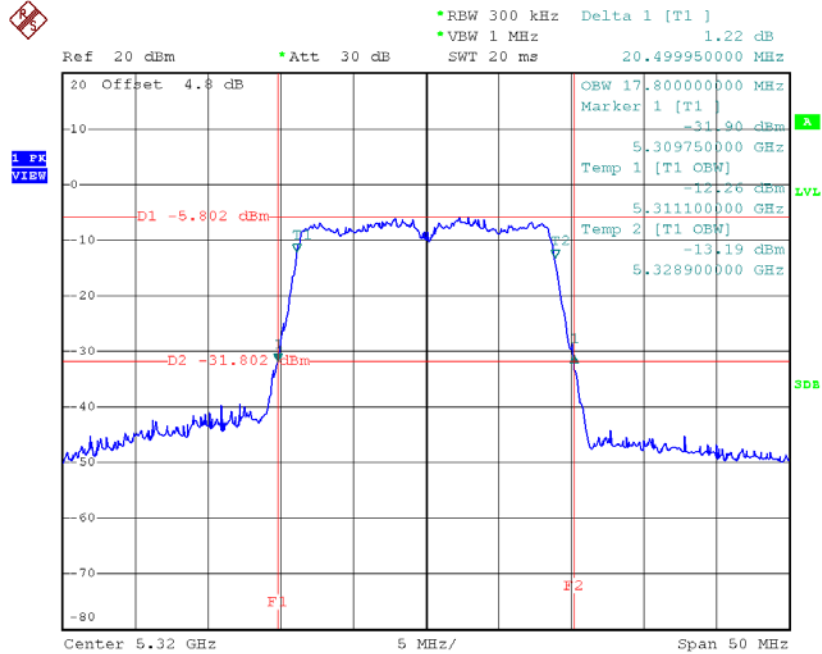
Date: 14.JUL.2018 15:17:26

TX CH56



Date: 16.JUL.2018 11:56:30

TX CH64

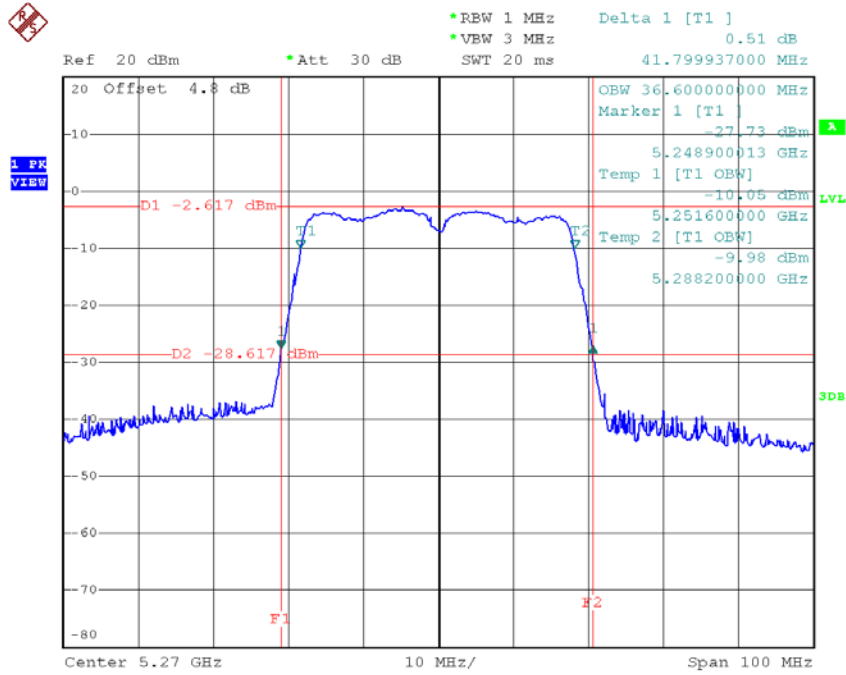


Date: 14.JUL.2018 15:20:27

Test Mode: UNII-2A/TX N40 Mode_CH54/CH62

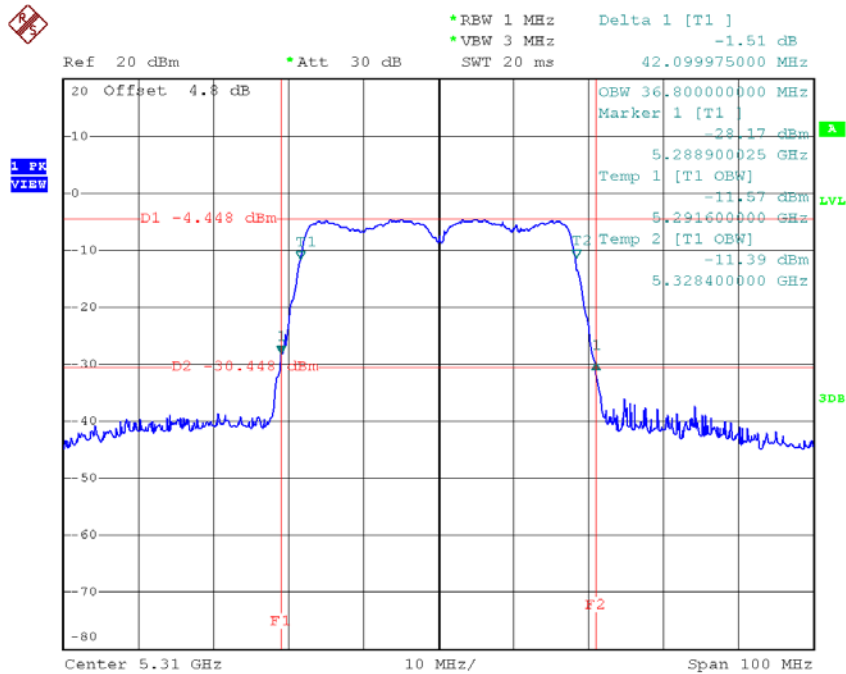
Channel	Frequency (MHz)	26dB Bandwidth (MHz)	99% Occupied Bandwidth (MHz)
CH54	5270	41.80	36.60
CH62	5310	42.10	36.80

TX CH54



Date: 14.JUL.2018 15:38:10

TX CH62

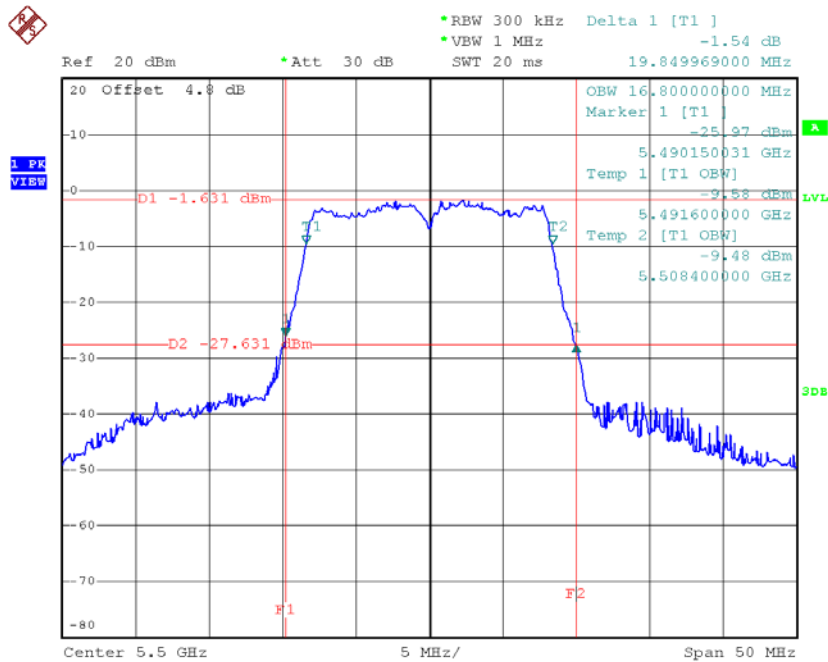


Date: 14.JUL.2018 15:39:36

Test Mode: UNII-2C/TX A Mode_CH100/CH116/CH140

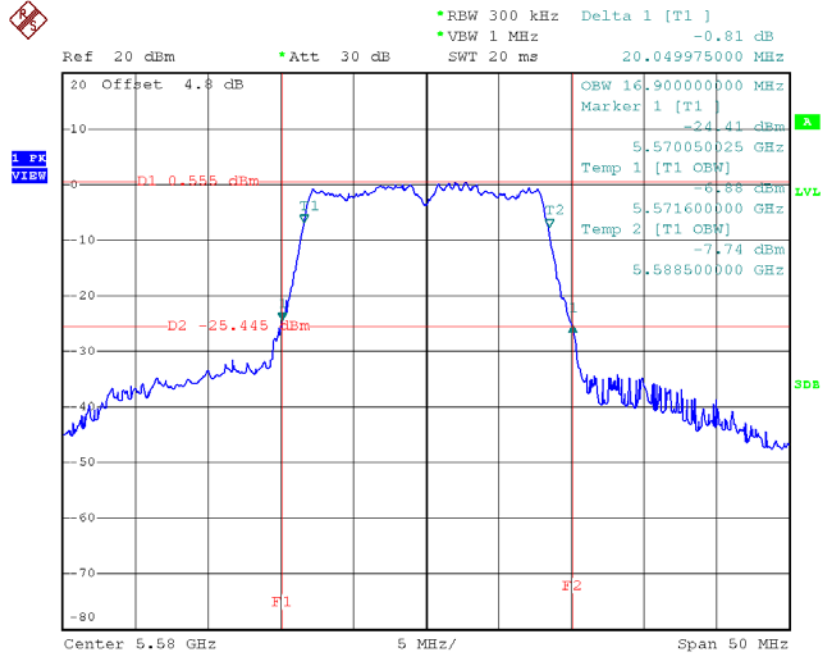
Channel	Frequency (MHz)	26dB Bandwidth (MHz)	99% Occupied Bandwidth (MHz)
CH100	5500	19.85	16.80
CH116	5580	20.05	16.90
CH140	5700	20.15	16.90

TX CH100



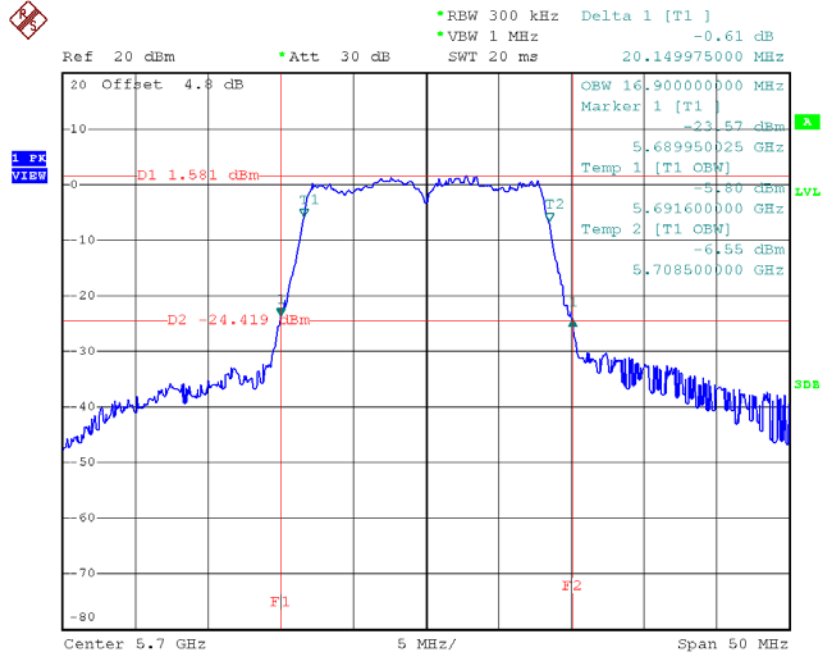
Date: 14.JUL.2018 14:59:13

TX CH116



Date: 14.JUL.2018 15:00:18

TX CH140

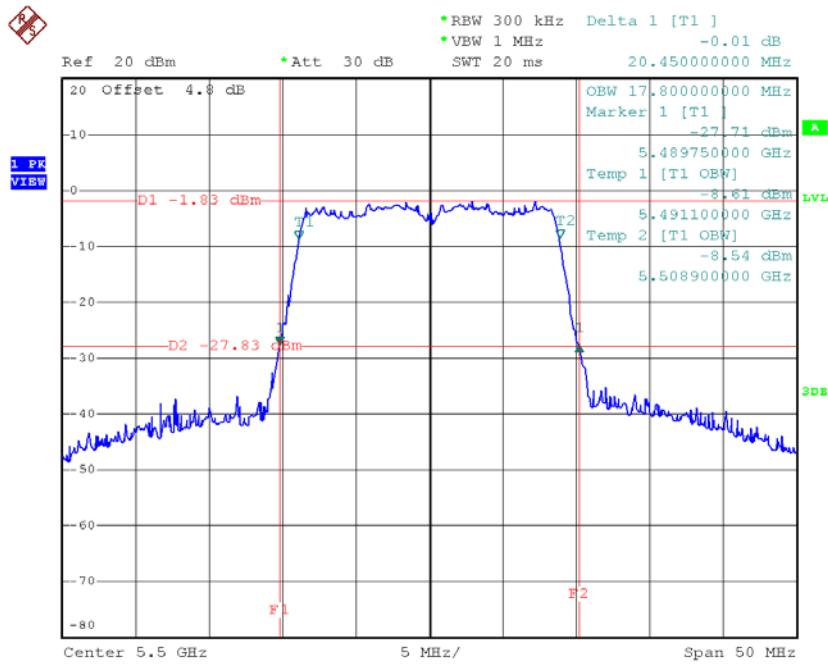


Date: 14.JUL.2018 15:01:24

Test Mode: UNII-2C/TX N20 Mode_CH100/CH116/CH140

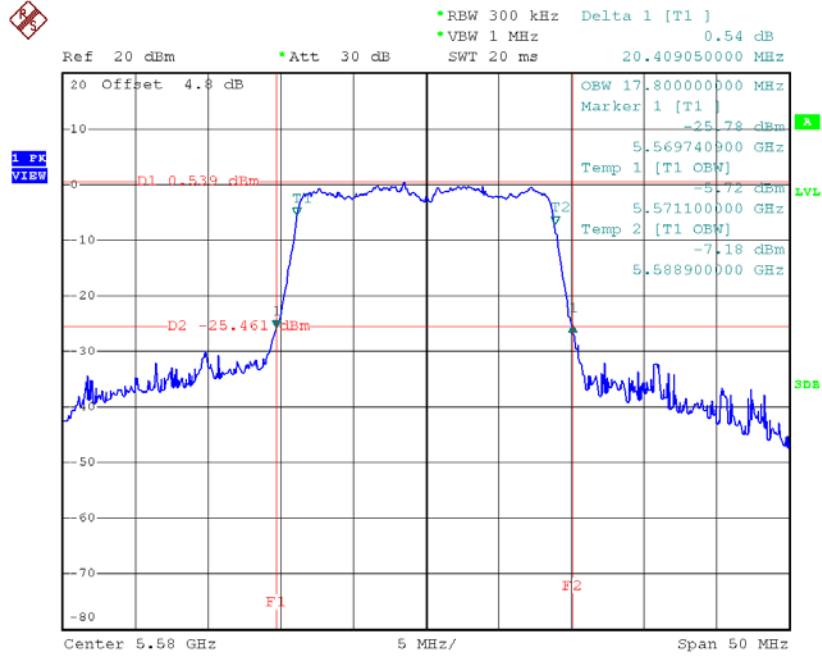
Channel	Frequency (MHz)	26dB Bandwidth (MHz)	99% Occupied Bandwidth (MHz)
CH100	5500	20.45	17.80
CH116	5580	20.41	17.80
CH140	5700	20.55	17.80

TX CH100



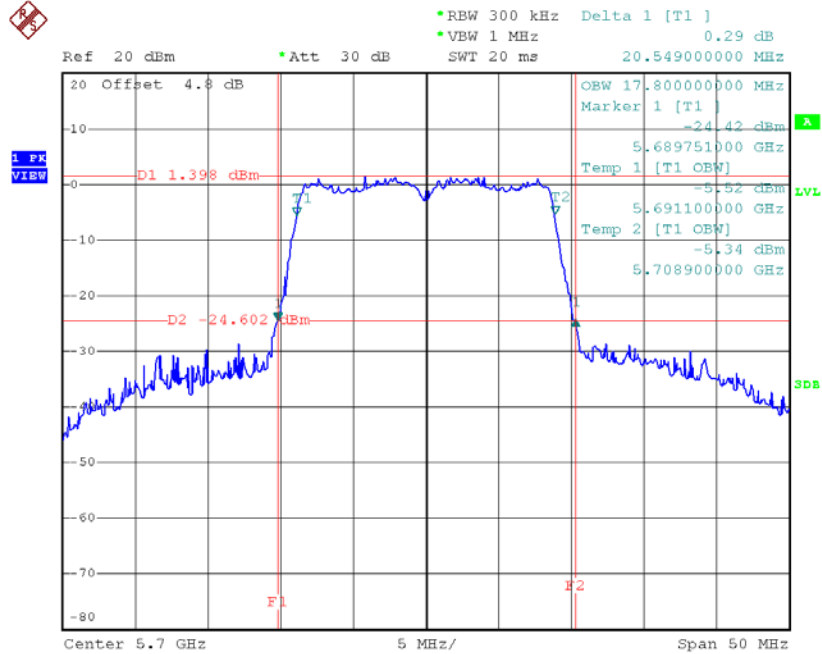
Date: 14.JUL.2018 15:21:39

TX CH116



Date: 14.JUL.2018 15:22:46

TX CH140

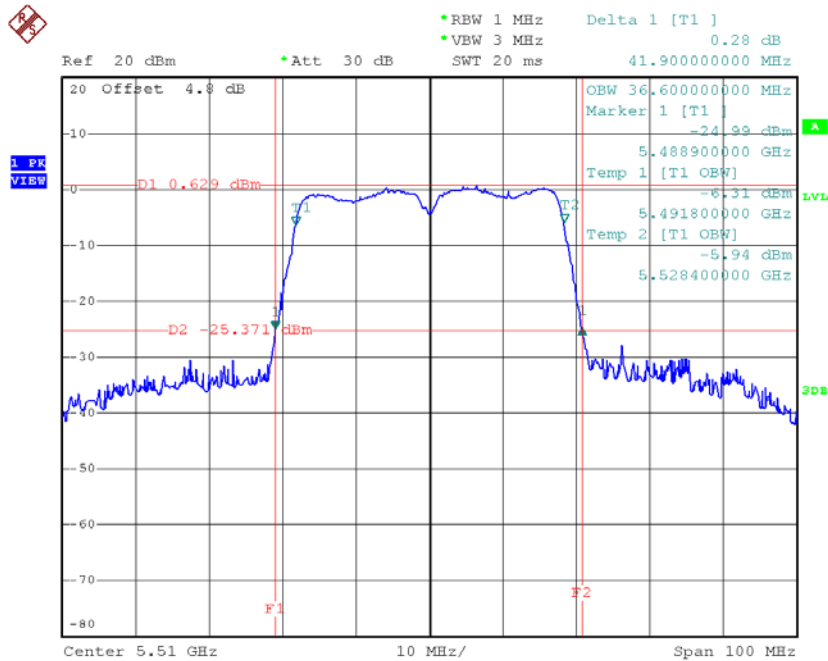


Date: 14.JUL.2018 15:24:05

Test Mode: UNII-2C/TX N40 Mode_CH102/CH110/CH134

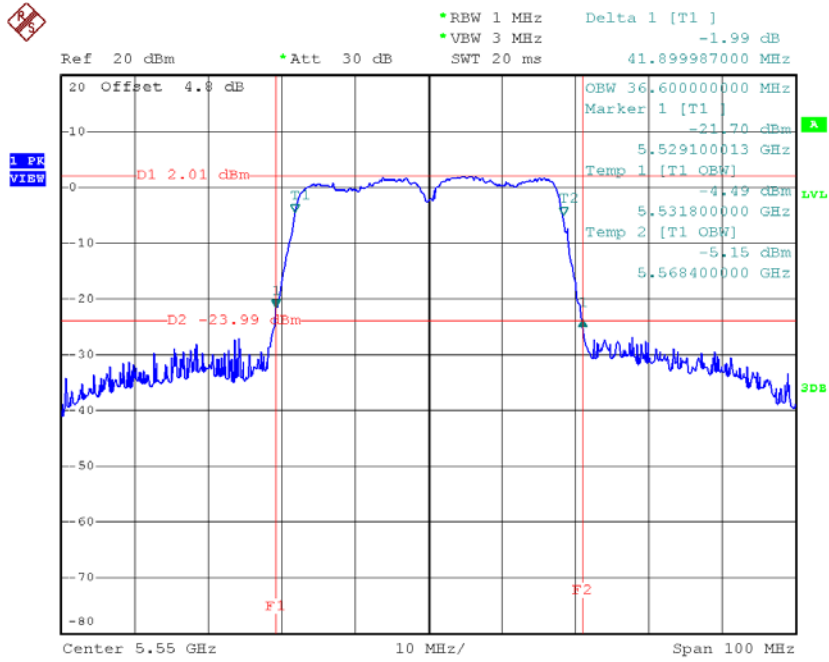
Channel	Frequency (MHz)	26dB Bandwidth (MHz)	99% Occupied Bandwidth (MHz)
CH102	5510	41.90	36.60
CH110	5550	41.90	36.60
CH134	5670	42.50	36.80

TX CH102



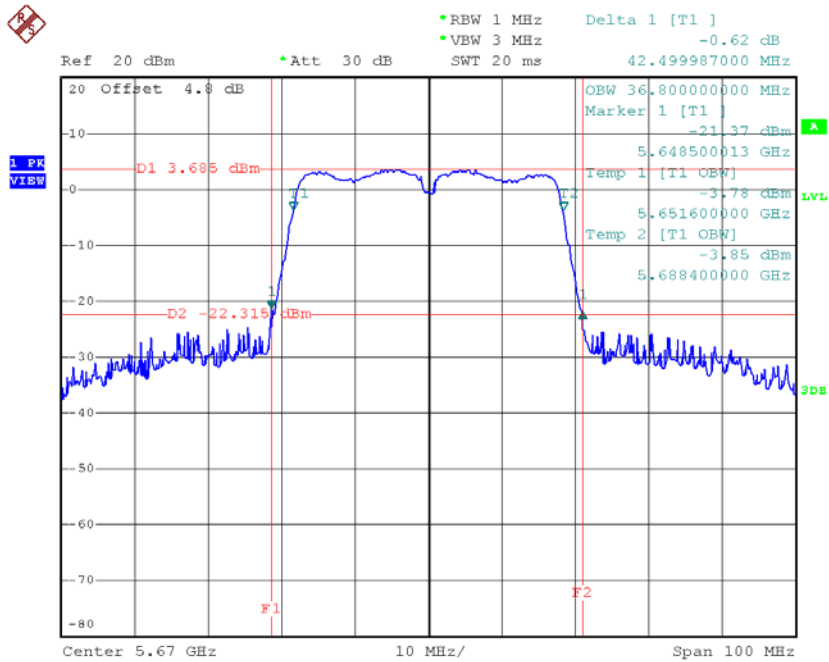
Date: 14.JUL.2018 15:41:22

TX CH110



Date: 14.JUL.2018 15:42:25

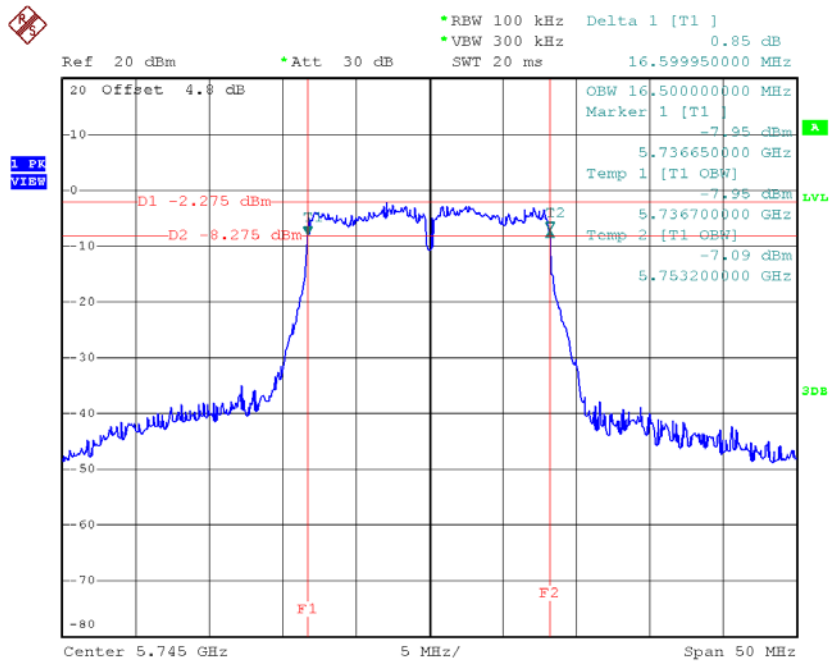
TX CH134



Date: 16.JUL.2018 20:58:24

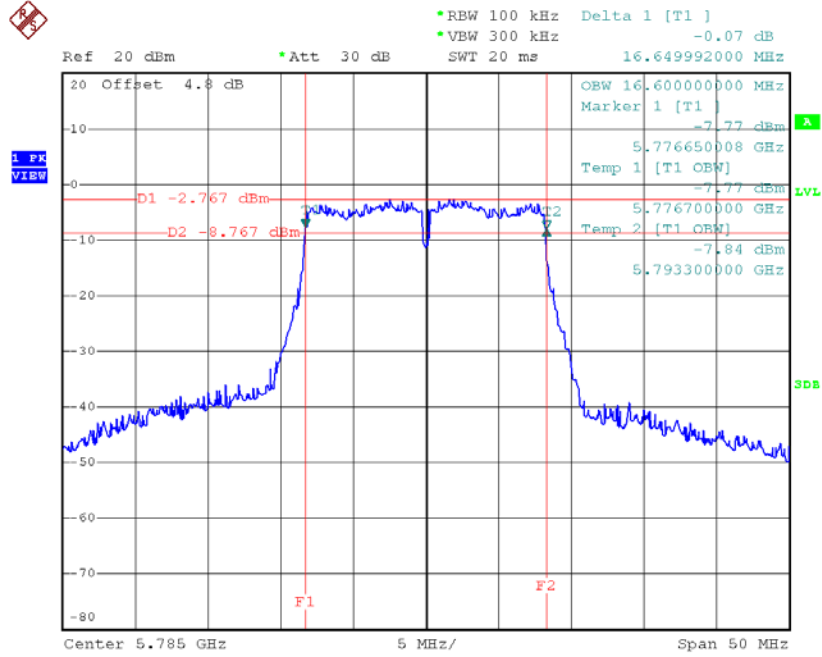
Test Mode: UNII-3/ TX A Mode_CH149/CH157/CH165

Channel	Frequency (MHz)	6dB Bandwidth (MHz)	99% Occupied Bandwidth (MHz)	Limit (kHz)
CH149	5745	16.60	16.50	>=500
CH157	5785	16.65	16.60	>=500
CH165	5825	16.65	16.60	>=500

TX CH 149


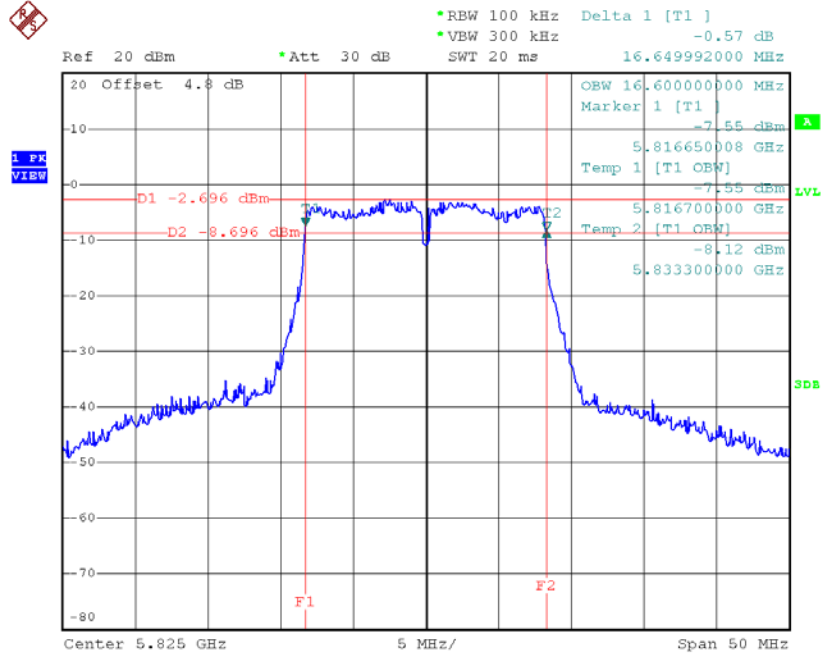
Date: 14.JUL.2018 15:03:00

TX CH 157



Date: 14.JUL.2018 15:04:03

TX CH 165

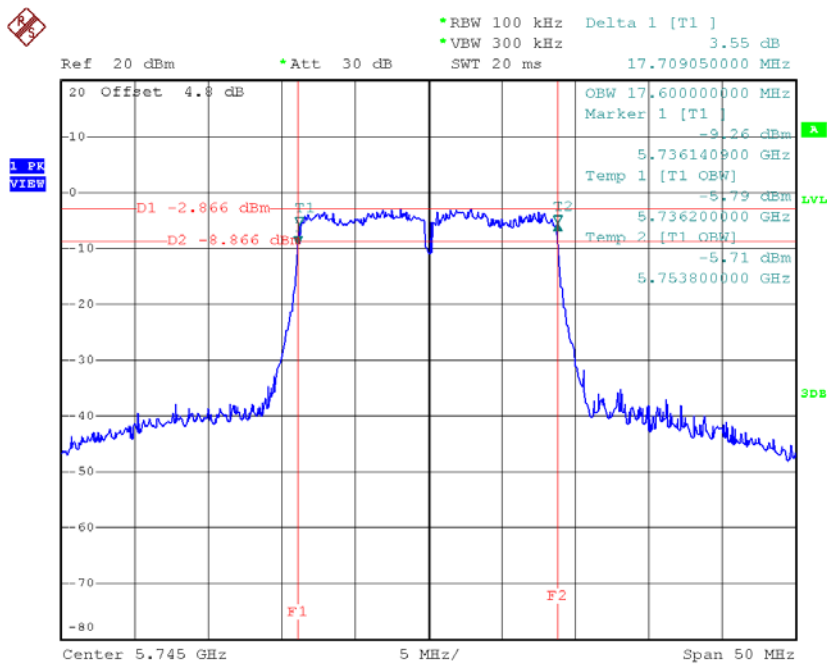


Date: 14.JUL.2018 15:05:33

Test Mode: UNII-3/ TX N20 Mode_CH149/CH157/CH165

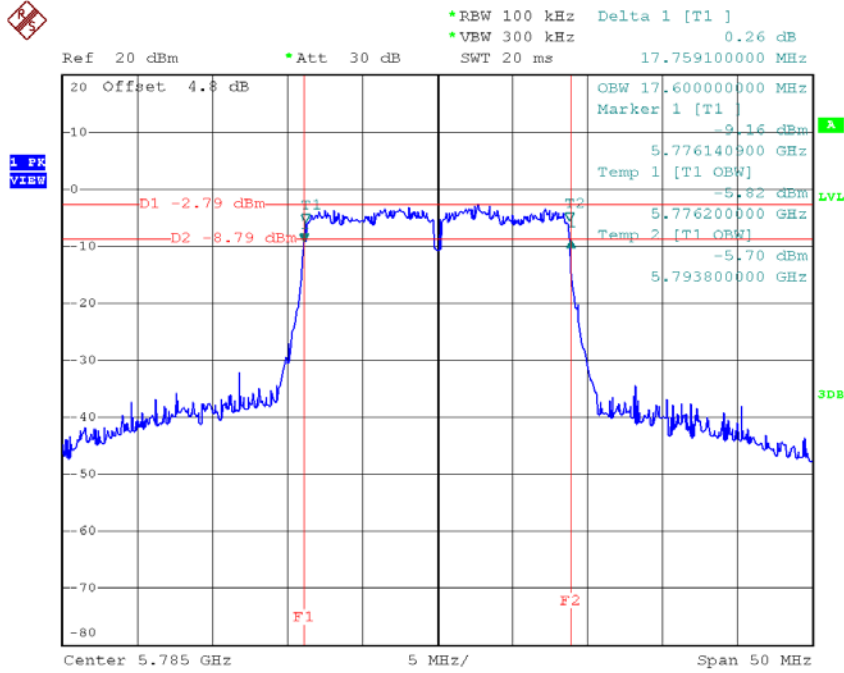
Channel	Frequency (MHz)	6dB Bandwidth (MHz)	99% Occupied Bandwidth (MHz)	Limit (kHz)
CH149	5745	17.71	17.60	>=500
CH157	5785	17.76	17.60	>=500
CH165	5825	17.80	17.60	>=500

TX CH 149



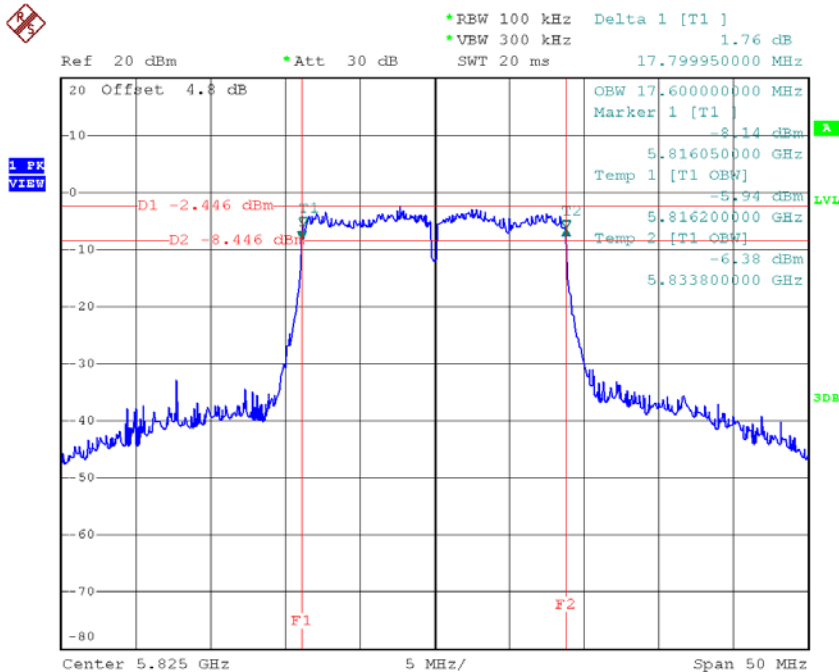
Date: 14.JUL.2018 15:25:12

TX CH 157



Date: 14.JUL.2018 15:26:25

TX CH 165

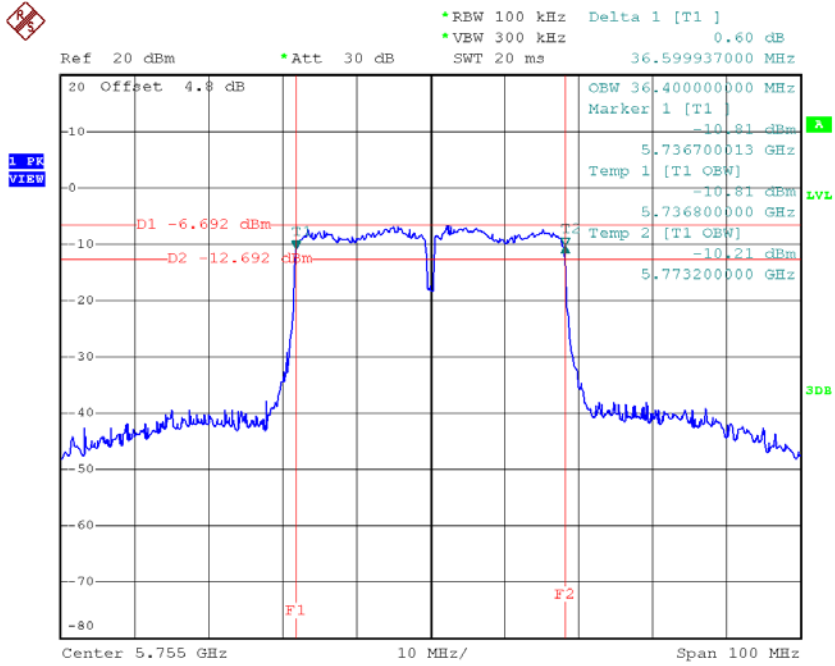


Date: 14.JUL.2018 15:27:48

Test Mode: UNII-3/ TX N40 Mode_CH151/CH159

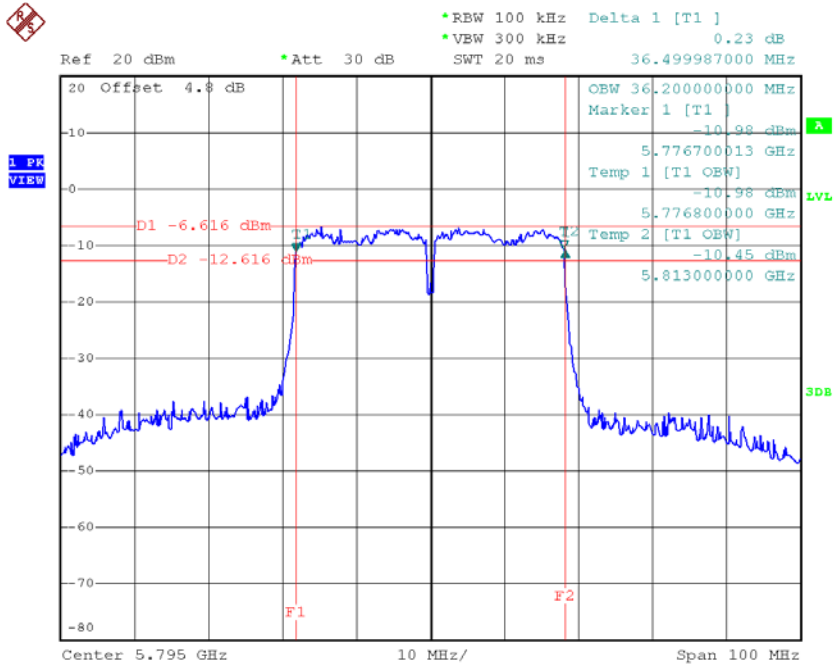
Channel	Frequency (MHz)	6dB Bandwidth (MHz)	99% Occupied Bandwidth (MHz)	Limit (kHz)
CH151	5755	36.60	36.40	>=500
CH159	5795	36.50	36.20	>=500

TX CH 151



Date: 14.JUL.2018 15:46:05

TX CH 159

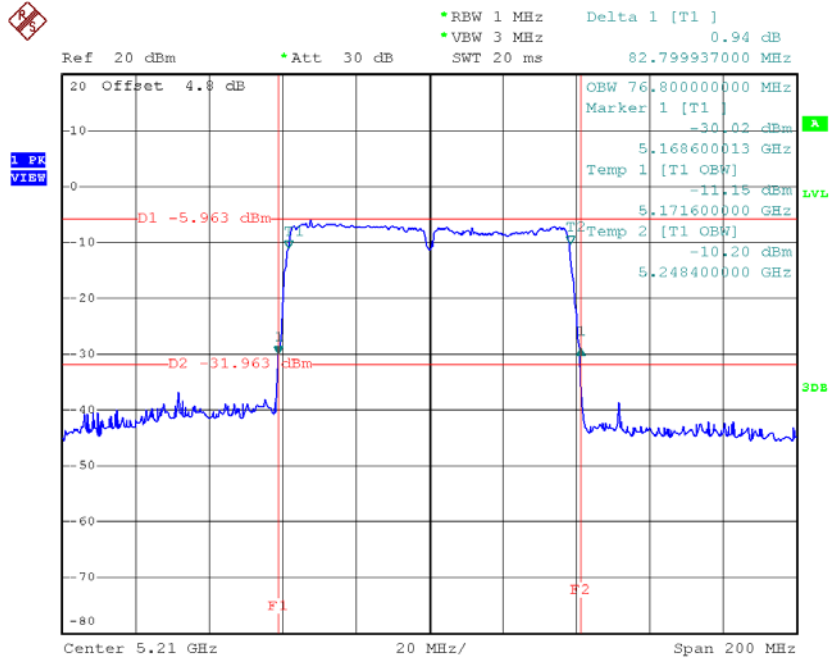


Date: 14.JUL.2018 15:47:52

Test Mode: UNII-1/TX AC80 Mode_CH42

Channel	Frequency (MHz)	26dB Bandwidth (MHz)	99% Occupied Bandwidth (MHz)
CH42	5210	82.80	76.80

TX CH42

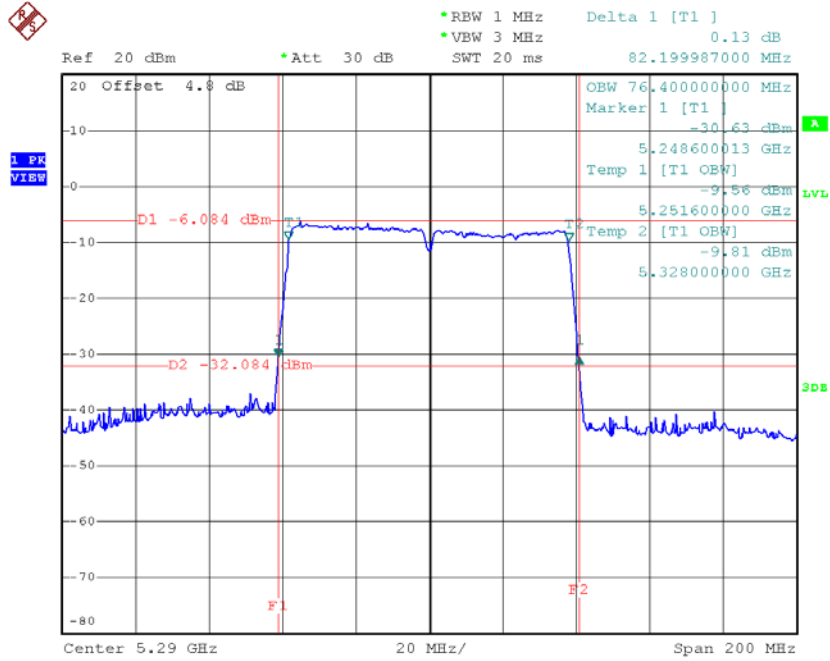


Date: 14.JUL.2018 15:52:12

Test Mode: UNII-2A/TX AC80 Mode_CH58

Channel	Frequency (MHz)	26dB Bandwidth (MHz)	99% Occupied Bandwidth (MHz)
CH58	5290	82.20	76.40

TX CH58

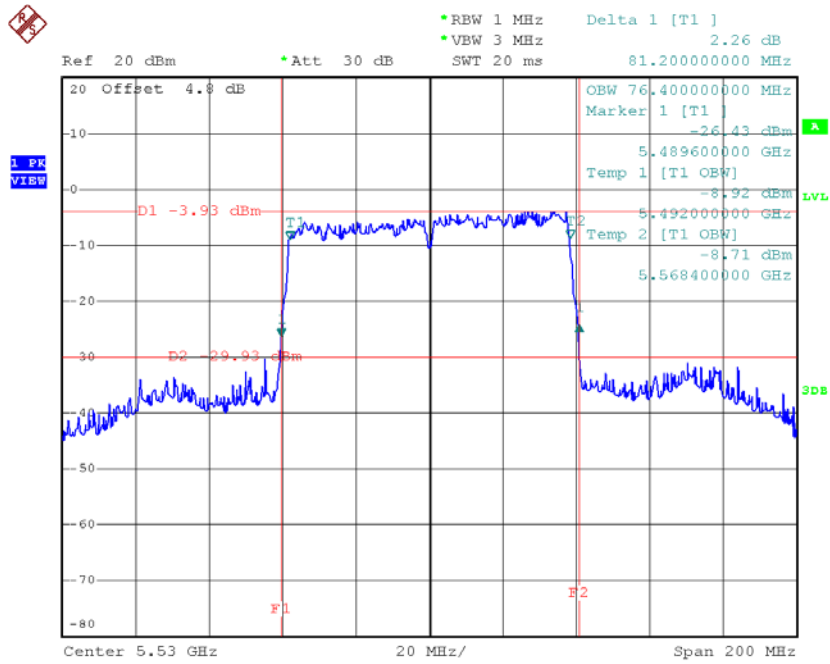


Date: 14.JUL.2018 15:55:20

Test Mode: UNII-2C/TX AC80 Mode_CH106

Channel	Frequency (MHz)	26dB Bandwidth (MHz)	99% Occupied Bandwidth (MHz)
CH106	5530	81.20	76.40

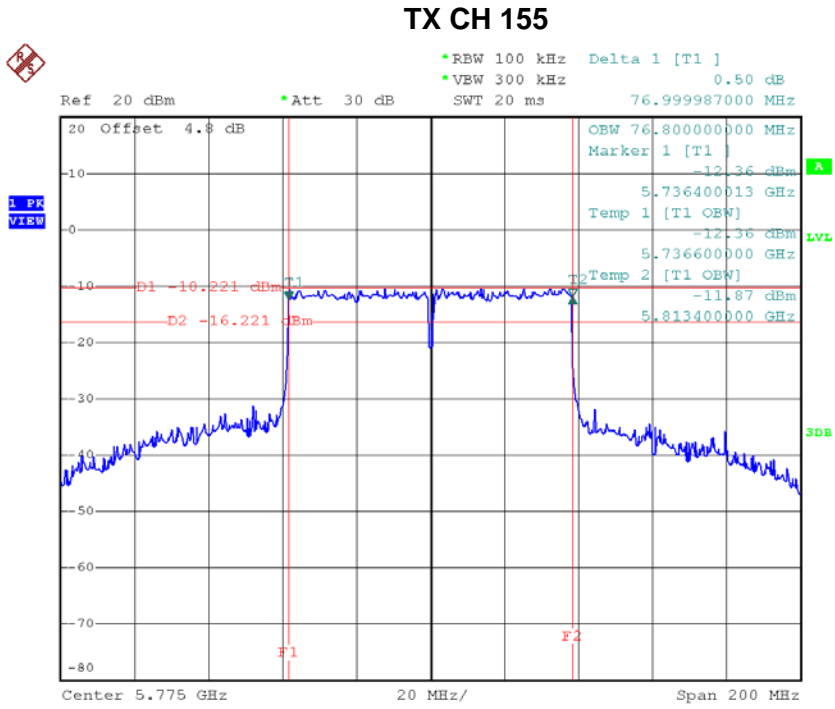
TX CH106



Date: 16.JUL.2018 21:26:34

Test Mode: UNII-3/ TX AC80 Mode_CH155

Channel	Frequency (MHz)	6dB Bandwidth (MHz)	99% Occupied Bandwidth (MHz)	Limit (kHz)
CH155	5775	77.00	76.80	>=500



Date: 14.JUL.2018 16:01:25

APPENDIX E - MAXIMUM AVG OUTPUT POWER

Test Mode: UNII-1/TX A Mode				
Average Output Power (dBm)				
Frequency (MHz)		5180	5200	5240
Channel		CH36	CH40	CH48
Bit Rate of Transmitter	6 Mbps	2.38	2.57	2.59
	9 Mbps	2.56	2.55	2.52
	12 Mbps	2.44	2.47	2.54
	18 Mbps	2.28	2.57	2.59
	24 Mbps	2.50	2.54	2.63
	36 Mbps	2.60	2.58	2.57
	48 Mbps	2.59	2.56	2.57
	54 Mbps	2.53	2.56	2.56
Max AVG Power		2.63		
Limits		21.90		
Result		Pass		

Note: Duty Factor = 0.00

Test Mode: UNII-1/TX N20 Mode				
Average Output Power (dBm)				
Frequency (MHz)		5180	5200	5240
Channel		CH36	CH40	CH48
Bit Rate of Transmitter	MCS0	2.68	2.35	2.56
	MCS1	2.48	2.54	2.58
	MCS2	2.60	2.49	2.60
	MCS3	2.42	2.61	2.57
	MCS4	2.60	2.56	2.62
	MCS5	2.57	2.59	2.59
	MCS6	2.46	2.54	2.64
	MCS7	2.59	2.60	2.53
Max AVG Power		2.68		
Limits		21.90		
Result		Pass		

Note: Duty Factor = 0.00

Test Mode: UNII-1/TX N40 Mode			
Average Output Power (dBm)			
Frequency (MHz)	5190	5230	
Channel	CH38	CH46	
Bit Rate of Transmitter	MCS0	1.72	1.70
	MCS1	1.50	1.49
	MCS2	1.48	1.45
	MCS3	1.45	1.40
	MCS4	1.61	1.55
	MCS5	1.52	1.51
	MCS6	1.51	1.49
	MCS7	1.56	1.54
Max AVG Power	1.72		
Limits	21.90		
Result	Pass		

Note: Duty Factor = 0.00

Test Mode: UNII-2A /TX A Mode				
Average Output Power (dBm)				
Frequency (MHz)		5260	5280	5320
Channel		CH52	CH56	CH64
Bit Rate of Transmitter	6 Mbps	2.66	2.55	2.48
	9 Mbps	2.57	2.53	2.43
	12 Mbps	2.60	2.53	2.44
	18 Mbps	2.66	2.58	2.55
	24 Mbps	2.62	2.46	2.47
	36 Mbps	2.62	2.52	2.44
	48 Mbps	2.66	2.60	2.44
	54 Mbps	2.61	2.54	2.37
Max AVG Power		2.66		
Limits		22.50		
Result		Pass		

Note: Duty Factor = 0.00

Test Mode: UNII-2A /TX N20 Mode				
Average Output Power (dBm)				
Frequency (MHz)		5260	5280	5320
Channel		CH52	CH56	CH64
Bit Rate of Transmitter	MCS0	2.67	2.64	2.29
	MCS1	2.58	2.53	2.35
	MCS2	2.60	2.63	2.43
	MCS3	2.62	2.60	2.46
	MCS4	2.66	2.47	2.51
	MCS5	2.63	2.62	2.41
	MCS6	2.56	2.59	2.42
	MCS7	2.61	2.48	2.38
Max AVG Power		2.67		
Limits		22.50		
Result		Pass		

Note: Duty Factor = 0.00

Test Mode: UNII-2A /TX N40 Mode			
Average Output Power (dBm)			
Frequency (MHz)		5270	5310
Channel		CH54	CH62
Bit Rate of Transmitter	MCS0	1.70	1.55
	MCS1	1.48	1.51
	MCS2	1.47	1.37
	MCS3	1.40	1.36
	MCS4	1.54	1.29
	MCS5	1.50	1.55
	MCS6	1.53	1.57
	MCS7	1.55	1.57
Max AVG Power		1.70	
Limits		22.50	
Result		Pass	

Note: Duty Factor = 0.00

Test Mode: UNII-2C /TX A Mode				
Average Output Power (dBm)				
Frequency (MHz)	5500	5580	5700	
Channel	CH100	CH116	CH140	
Bit Rate of Transmitter	6 Mbps	2.42	3.87	5.87
	9 Mbps	2.29	3.97	6.17
	12 Mbps	2.33	3.85	6.16
	18 Mbps	2.32	3.84	6.08
	24 Mbps	2.28	3.89	6.13
	36 Mbps	2.31	3.91	6.09
	48 Mbps	2.26	3.97	5.92
	54 Mbps	2.37	3.91	6.18
Max AVG Power		6.18		
Limits		24		
Result		Pass		

Note: Duty Factor = 0.00

Test Mode: UNII-2C /TX N20 Mode				
Average Output Power (dBm)				
Frequency (MHz)	5500	5580	5700	
Channel	CH100	CH116	CH140	
Bit Rate of Transmitter	MCS0	2.38	4.38	6.59
	MCS1	2.40	4.10	6.40
	MCS2	2.43	4.32	6.46
	MCS3	2.39	3.98	6.43
	MCS4	2.46	4.00	6.56
	MCS5	2.36	4.21	6.60
	MCS6	2.33	3.93	6.55
	MCS7	2.41	3.97	6.54
Max AVG Power		6.60		
Limits		24		
Result		Pass		

Note: Duty Factor = 0.00

Test Mode: UNII-2C /TX N40 Mode				
Average Output Power (dBm)				
Frequency (MHz)		5510	5550	5670
Channel		CH102	CH110	CH134
Bit Rate of Transmitter	MCS0	2.94	4.53	5.60
	MCS1	2.93	5.16	5.64
	MCS2	2.86	5.01	5.43
	MCS3	2.85	4.97	5.32
	MCS4	2.77	4.70	4.99
	MCS5	2.50	4.33	4.87
	MCS6	2.38	4.34	4.73
	MCS7	2.32	4.12	4.71
Max AVG Power		5.60		
Limits		24		
Result		Pass		

Note: Duty Factor = 0.00

Test Mode: UNII-3 /TX A Mode				
Average Output Power (dBm)				
Frequency (MHz)		5745	5785	5825
Channel		CH149	CH157	CH165
Bit Rate of Transmitter	6 Mbps	6.34	6.94	7.36
	9 Mbps	6.35	6.87	7.29
	12 Mbps	6.29	7.11	7.17
	18 Mbps	6.27	7.06	7.19
	24 Mbps	6.32	7.12	7.15
	36 Mbps	6.14	7.11	7.26
	48 Mbps	6.39	7.07	7.28
	54 Mbps	6.54	7.12	7.25
Max AVG Power		7.36		
Limits		30		
Result		Pass		

Note: Duty Factor = 0.00

Test Mode: UNII-3 /TX N20 Mode				
Average Output Power (dBm)				
Frequency (MHz)		5745	5785	5825
Channel		CH149	CH157	CH165
Bit Rate of Transmitter	MCS0	6.82	7.37	7.73
	MCS1	6.70	7.52	7.68
	MCS2	6.72	7.40	7.72
	MCS3	6.77	7.43	7.70
	MCS4	6.63	7.34	7.63
	MCS5	6.40	7.35	7.64
	MCS6	6.70	7.32	7.67
	MCS7	6.78	7.52	7.60
Max AVG Power		7.73		
Limits		30		
Result		Pass		

Note: Duty Factor = 0.00

Test Mode: UNII-3 /TX N40 Mode			
Average Output Power (dBm)			
Frequency (MHz)	5755	5795	
Channel	CH151	CH159	
Bit Rate of Transmitter	MCS0	6.13	6.92
	MCS1	5.93	6.91
	MCS2	6.22	6.91
	MCS3	6.20	6.89
	MCS4	6.18	6.86
	MCS5	6.15	6.85
	MCS6	6.17	6.81
	MCS7	6.10	6.80
Max AVG Power	6.92		
Limits	30		
Result	Pass		

Note: Duty Factor = 0.00

Test Mode: UNII-1/TX AC20 Mode				
Average Output Power (dBm)				
Frequency (MHz)		5180	5200	5240
Channel		CH36	CH40	CH48
Bit Rate of Transmitter	MCS0	-1.33	-1.32	-1.35
	MCS1	-1.30	-1.27	-1.30
	MCS2	-1.26	-1.35	-1.37
	MCS3	-1.35	-1.38	-1.71
	MCS4	-1.38	-1.29	-1.42
	MCS5	-1.32	-1.48	-1.29
	MCS6	-1.27	-1.40	-1.43
	MCS7	-1.33	-1.33	-1.14
	MCS8	-1.29	-1.43	-1.38
	MCS9	-1.20	-1.38	-1.30
Max AVG Power			-1.14	
Limits			21.90	
Result			Pass	

Note: Duty Factor = 0.00

Test Mode: UNII-1/TX AC40 Mode			
Average Output Power (dBm)			
Frequency (MHz)		5190	5230
Channel		CH38	CH46
Bit Rate of Transmitter	MCS0	-1.85	-1.83
	MCS1	-1.98	-1.77
	MCS2	-1.97	-1.78
	MCS3	-2.07	-1.91
	MCS4	-2.11	-1.87
	MCS5	-2.16	-1.76
	MCS6	-2.04	-1.93
	MCS7	-2.03	-1.87
	MCS8	-2.00	-1.92
	MCS9	-1.91	-1.86
Max AVG Power		-1.76	
Limits		21.90	
Result		Pass	

Note: Duty Factor = 0.00

Test Mode: UNII-1/TX AC80 Mode		
Average Output Power (dBm)		
Frequency (MHz)	5210	
Channel	CH42	
Bit Rate of Transmitter	MCS0	1.73
	MCS1	1.87
	MCS2	1.92
	MCS3	1.86
	MCS4	1.78
	MCS5	1.78
	MCS6	1.77
	MCS7	1.80
	MCS8	1.79
	MCS9	1.77
Max AVG Power	1.92	
Limits	21.90	
Result	Pass	

Note: Duty Factor = 0.00

Test Mode: UNII-2A /TX AC20 Mode				
Average Output Power (dBm)				
Frequency (MHz)		5260	5280	5320
Channel		CH52	CH56	CH64
Bit Rate of Transmitter	MCS0	-1.33	-1.34	-1.38
	MCS1	-1.35	-1.35	-1.35
	MCS2	-1.37	-1.37	-1.30
	MCS3	-1.38	-1.32	-1.40
	MCS4	-1.29	-1.27	-1.33
	MCS5	-1.28	-1.38	-1.34
	MCS6	-1.40	-1.60	-1.32
	MCS7	-1.26	-1.30	-1.43
	MCS8	-1.28	-1.42	-1.36
	MCS9	-1.38	-1.41	-1.47
Max AVG Power			-1.26	
Limits			22.50	
Result			Pass	

Note: Duty Factor = 0.00

Test Mode: UNII-2A /TX AC40 Mode			
Average Output Power (dBm)			
Frequency (MHz)		5270	5310
Channel		CH54	CH62
Bit Rate of Transmitter	MCS0	-1.81	-1.87
	MCS1	-1.77	-1.91
	MCS2	-2.06	-1.88
	MCS3	-2.05	-1.82
	MCS4	-1.87	-1.89
	MCS5	-1.85	-1.96
	MCS6	-1.91	-1.86
	MCS7	-1.94	-1.80
	MCS8	-2.00	-1.84
	MCS9	-1.96	-1.87
Max AVG Power		-1.80	
Limits		22.50	
Result		Pass	

Note: Duty Factor = 0.00

Test Mode: UNII-2A /TX AC80 Mode		
Average Output Power (dBm)		
Frequency (MHz)	5290	
Channel	CH58	
Bit Rate of Transmitter	MCS0	1.72
	MCS1	1.88
	MCS2	1.93
	MCS3	1.66
	MCS4	1.82
	MCS5	1.82
	MCS6	1.83
	MCS7	1.79
	MCS8	1.77
	MCS9	1.83
Max AVG Power	1.93	
Limits	22.50	
Result	Pass	

Note: Duty Factor = 0.00

Test Mode: UNII-2C /TX AC20 Mode				
Average Output Power (dBm)				
Frequency (MHz)		5500	5580	5700
Channel		CH100	CH116	CH140
Bit Rate of Transmitter	MCS0	-1.53	-1.47	-1.18
	MCS1	-1.46	-1.57	-1.16
	MCS2	-1.48	-1.60	-1.20
	MCS3	-1.40	-1.53	-1.10
	MCS4	-1.56	-1.49	-1.24
	MCS5	-1.52	-1.52	-1.17
	MCS6	-1.41	-1.38	-1.23
	MCS7	-1.58	-1.50	-1.07
	MCS8	-1.56	-1.54	-1.12
	MCS9	-1.50	-1.43	-1.04
Max AVG Power		-1.04		
Limits		24		
Result		Pass		

Note: Duty Factor = 0.00

Test Mode: UNII-2C /TX AC40 Mode				
Average Output Power (dBm)				
Frequency (MHz)		5510	5550	5670
Channel		CH102	CH110	CH134
Bit Rate of Transmitter	MCS0	-1.90	-0.39	0.79
	MCS1	-1.87	-0.41	0.78
	MCS2	-1.93	-0.45	0.80
	MCS3	-1.92	-0.40	0.78
	MCS4	-1.84	-0.45	0.81
	MCS5	-1.85	-0.35	0.82
	MCS6	-1.86	-0.46	0.83
	MCS7	-1.88	-0.44	0.87
	MCS8	-1.86	-0.42	0.85
	MCS9	-1.87	-0.32	0.80
Max AVG Power		0.87		
Limits		24		
Result		Pass		

Note: Duty Factor = 0.00

Test Mode: UNII-2C /TX AC80 Mode		
Average Output Power (dBm)		
Frequency (MHz)	5530	
Channel	CH106	
Bit Rate of Transmitter	MCS0	1.89
	MCS1	2.00
	MCS2	2.01
	MCS3	1.81
	MCS4	1.85
	MCS5	1.86
	MCS6	1.96
	MCS7	2.03
	MCS8	2.02
	MCS9	2.06
Max AVG Power	2.06	
Limits	24	
Result	Pass	

Note: Duty Factor = 0.00

Test Mode: UNII-3 /TX AC20 Mode				
Average Output Power (dBm)				
Frequency (MHz)		5745	5785	5825
Channel		CH149	CH157	CH165
Bit Rate of Transmitter	MCS0	3.04	3.50	4.04
	MCS1	3.01	3.46	4.10
	MCS2	2.85	3.40	4.13
	MCS3	2.93	3.38	4.06
	MCS4	2.89	3.48	4.07
	MCS5	3.03	3.53	4.11
	MCS6	2.97	3.58	3.99
	MCS7	3.00	3.40	4.01
	MCS8	2.96	3.47	3.96
	MCS9	3.00	3.54	3.92
Max AVG Power			4.13	
Limits			30	
Result			Pass	

Note: Duty Factor = 0.00

Test Mode: UNII-3 /TX AC40 Mode			
Average Output Power (dBm)			
Frequency (MHz)		5755	5795
Channel		CH151	CH159
Bit Rate of Transmitter	MCS0	3.38	3.92
	MCS1	3.40	3.87
	MCS2	3.43	3.91
	MCS3	3.36	3.96
	MCS4	3.32	4.00
	MCS5	3.37	3.89
	MCS6	3.41	3.93
	MCS7	3.37	3.88
	MCS8	3.42	3.90
	MCS9	3.33	3.87
Max AVG Power		4.00	
Limits		30	
Result		Pass	

Note: Duty Factor = 0.00

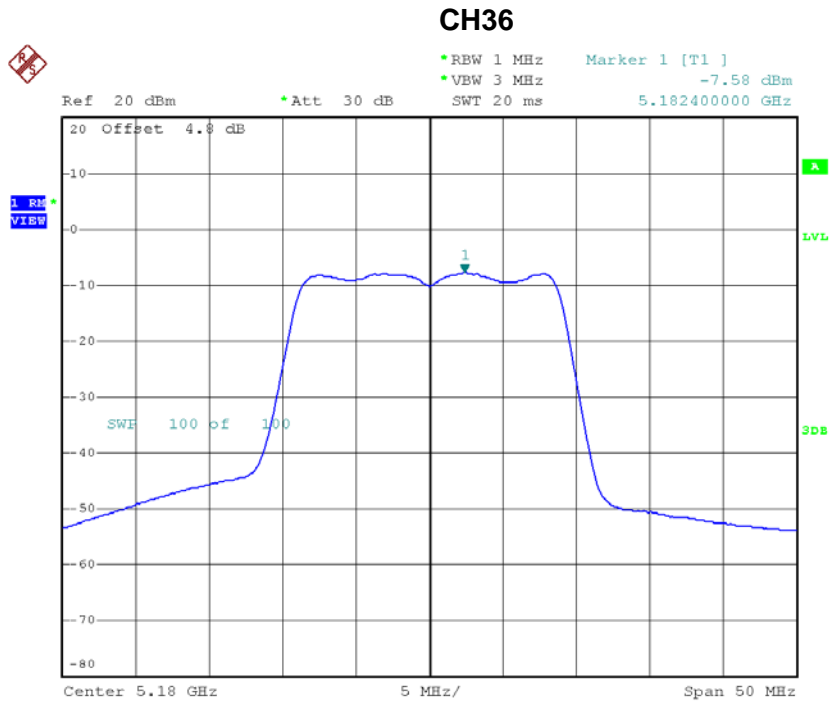
Test Mode: UNII-3 /TX AC80 Mode		
Average Output Power (dBm)		
Frequency (MHz)	5775	
Channel	CH155	
Bit Rate of Transmitter	MCS0	7.41
	MCS1	7.49
	MCS2	7.47
	MCS3	7.40
	MCS4	7.10
	MCS5	7.07
	MCS6	7.10
	MCS7	7.12
	MCS8	7.14
	MCS9	7.10
Max AVG Power	7.49	
Limits	30	
Result	Pass	

Note: Duty Factor = 0.00

APPENDIX F - POWER SPECTRAL DENSITY

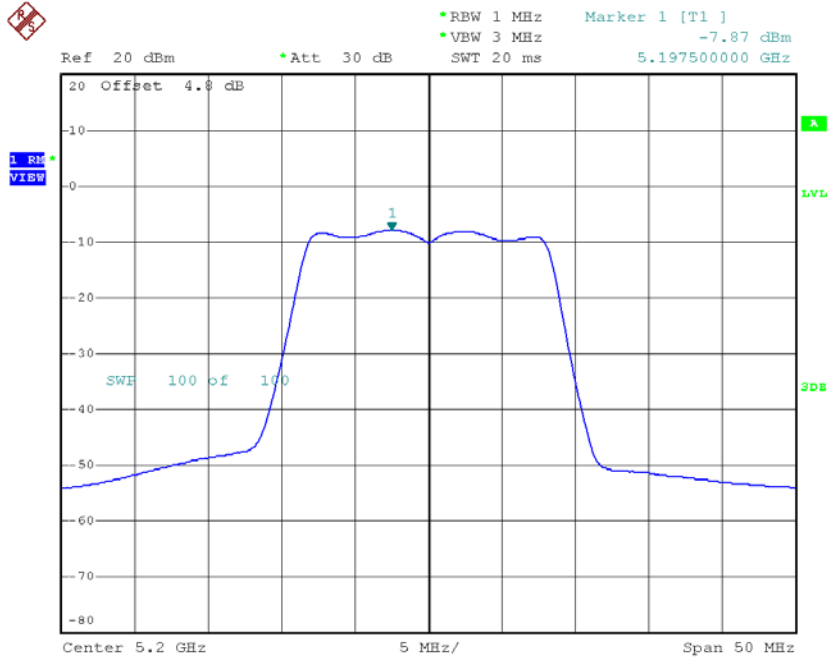
Test Mode: UNII-1/ TX A Mode_CH36/CH40/CH48

Channel	Frequency (MHz)	Power Density (dBm/MHz)	Duty Factor	Power Density + Duty Factor (dBm/MHz)	Limit (dBm/MHz)
CH36	5180	-7.58	0.00	-7.58	8.90
CH40	5200	-7.87	0.00	-7.87	8.90
CH48	5240	-8.41	0.00	-8.41	8.90



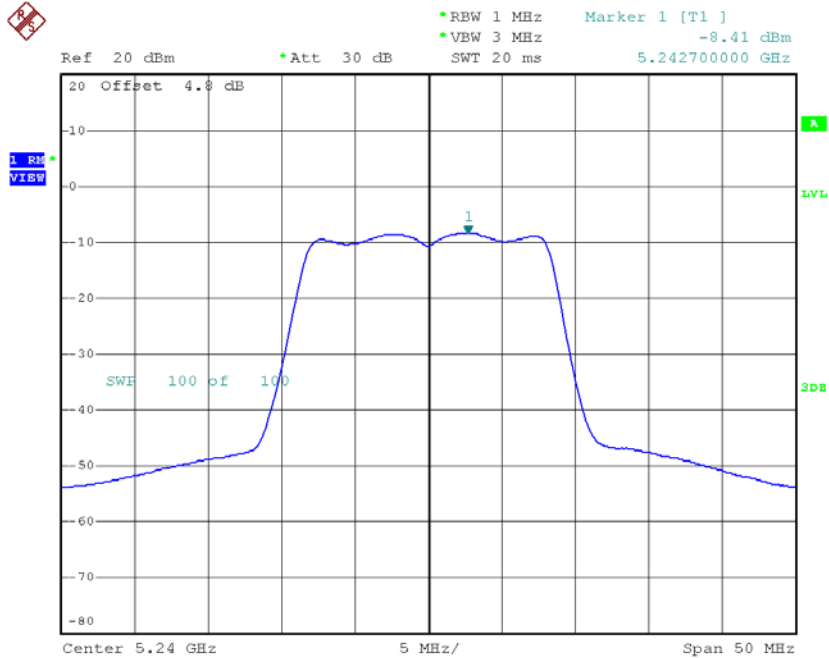
Date: 14.JUL.2018 14:45:58

CH40



Date: 14.JUL.2018 14:51:38

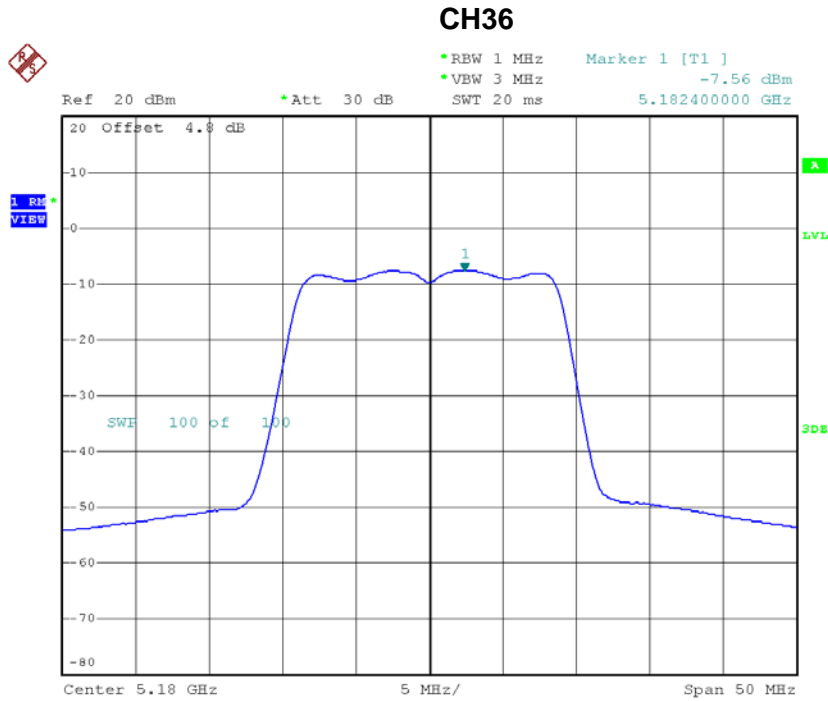
CH48



Date: 14.JUL.2018 14:53:30

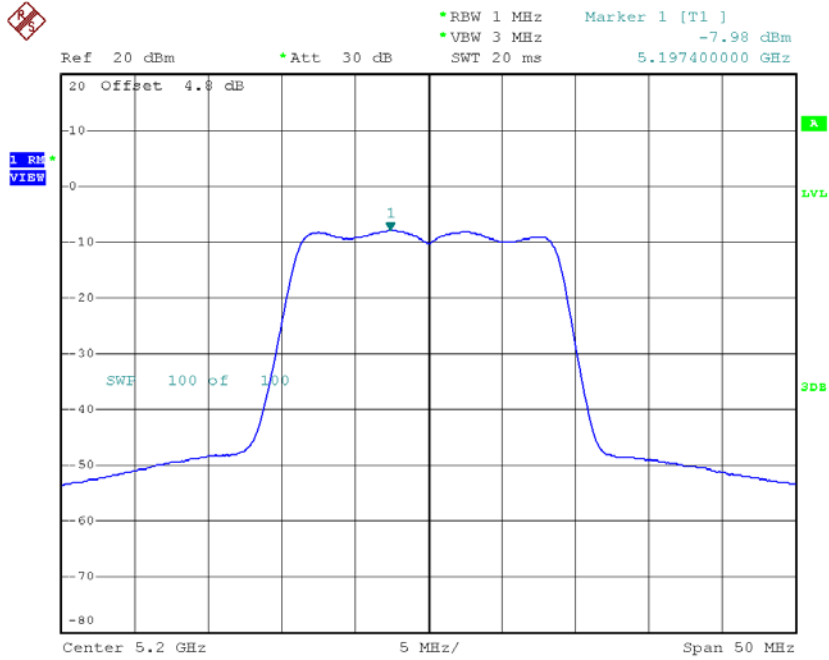
Test Mode: UNII-1/TX N20 Mode_CH36/CH40/CH48

Channel	Frequency (MHz)	Power Density (dBm/MHz)	Duty Factor	Power Density + Duty Factor (dBm/MHz)	Limit (dBm/MHz)
CH36	5180	-7.56	0.00	-7.56	8.90
CH40	5200	-7.98	0.00	-7.98	8.90
CH48	5240	-8.59	0.00	-8.59	8.90



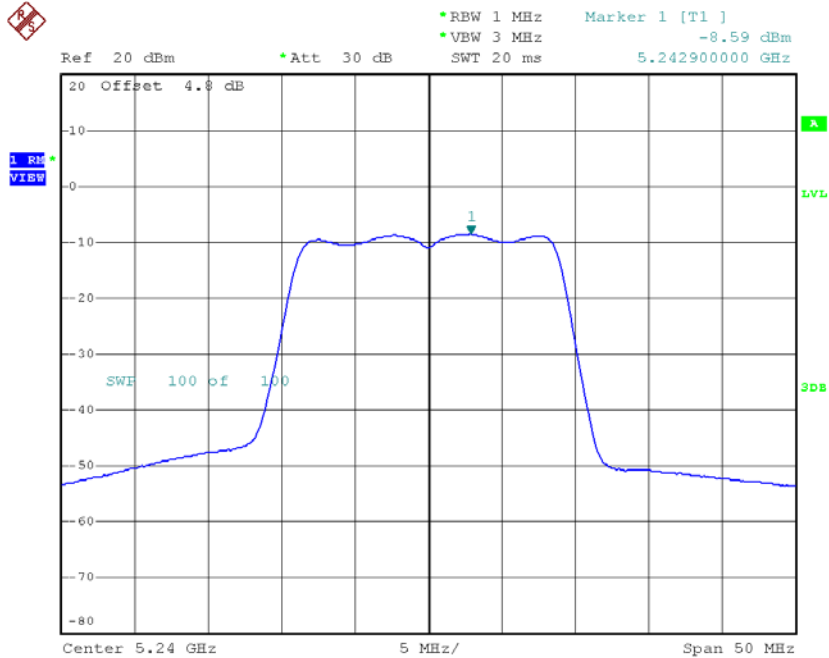
Date: 14.JUL.2018 15:07:59

CH40



Date: 14.JUL.2018 15:15:01

CH48

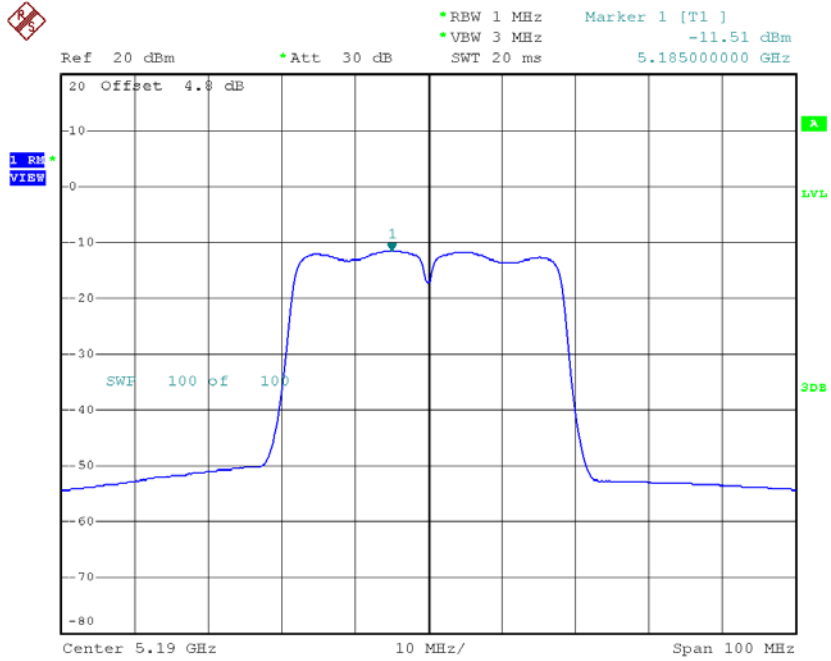


Date: 14.JUL.2018 15:16:08

Test Mode: UNII-1/TX N40 Mode_CH38/CH46

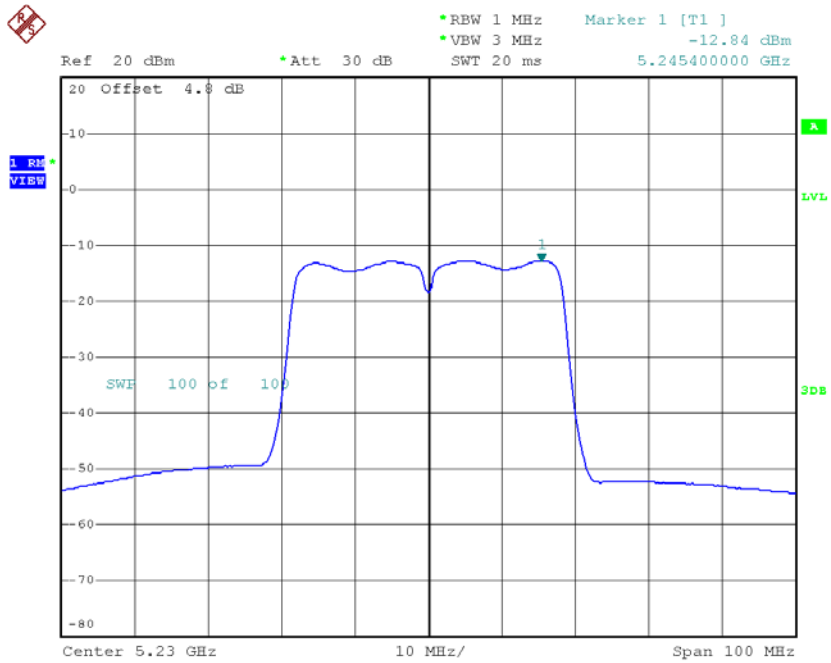
Channel	Frequency (MHz)	Power Density (dBm/MHz)	Duty Factor	Power Density + Duty Factor (dBm/MHz)	Limit (dBm/MHz)
CH38	5190	-11.51	0.00	-11.51	8.90
CH46	5230	-12.84	0.00	-12.84	8.90

CH38



Date: 14.JUL.2018 15:32:17

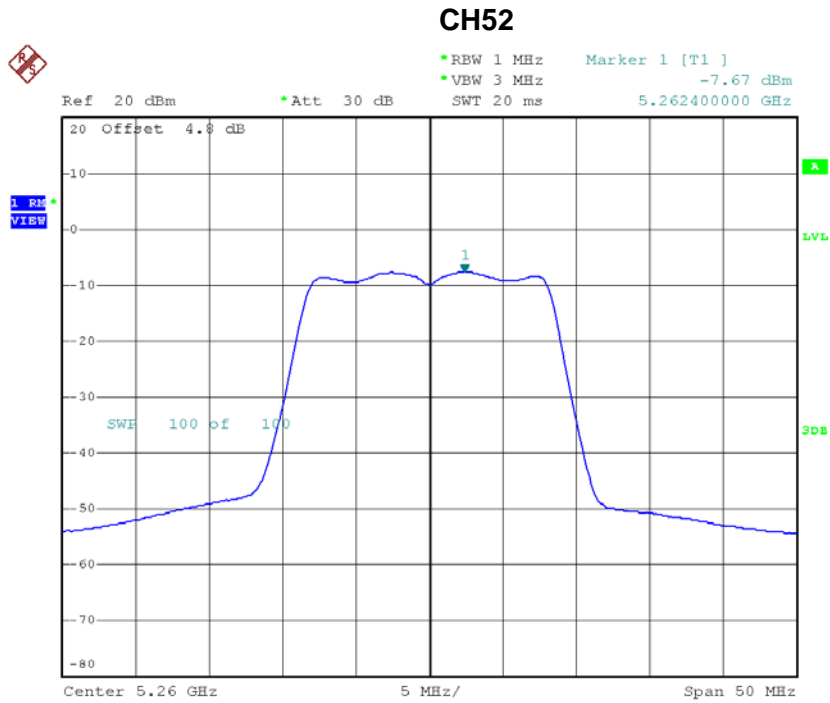
CH46



Date: 14.JUL.2018 15:36:44

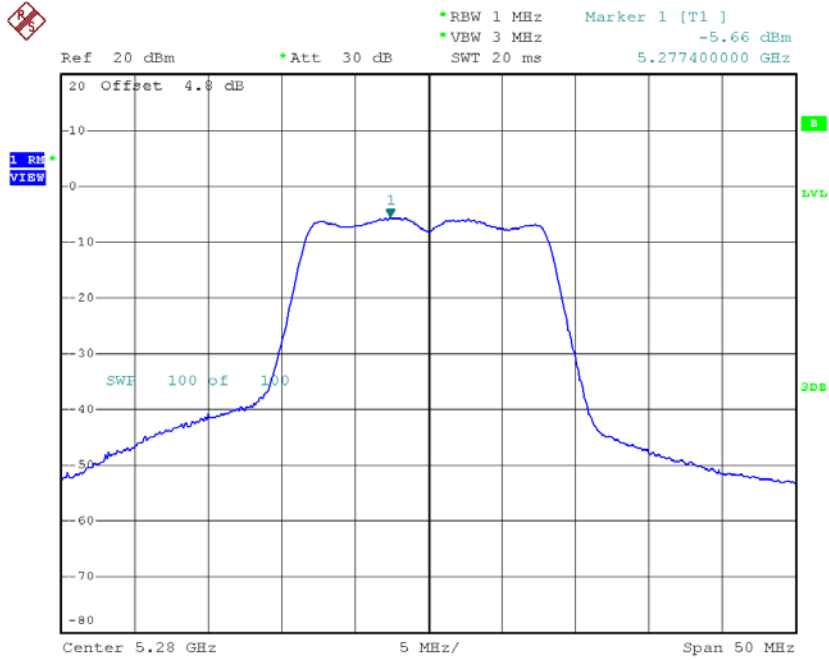
Test Mode: UNII-2A/ TX A Mode_CH52/CH56/CH64

Channel	Frequency (MHz)	Power Density (dBm/MHz)	Duty Factor	Power Density + Duty Factor (dBm/MHz)	Limit (dBm/MHz)
CH52	5260	-7.67	0.00	-7.67	9.50
CH56	5280	-5.66	0.00	-5.66	9.50
CH64	5320	-9.10	0.00	-9.10	9.50



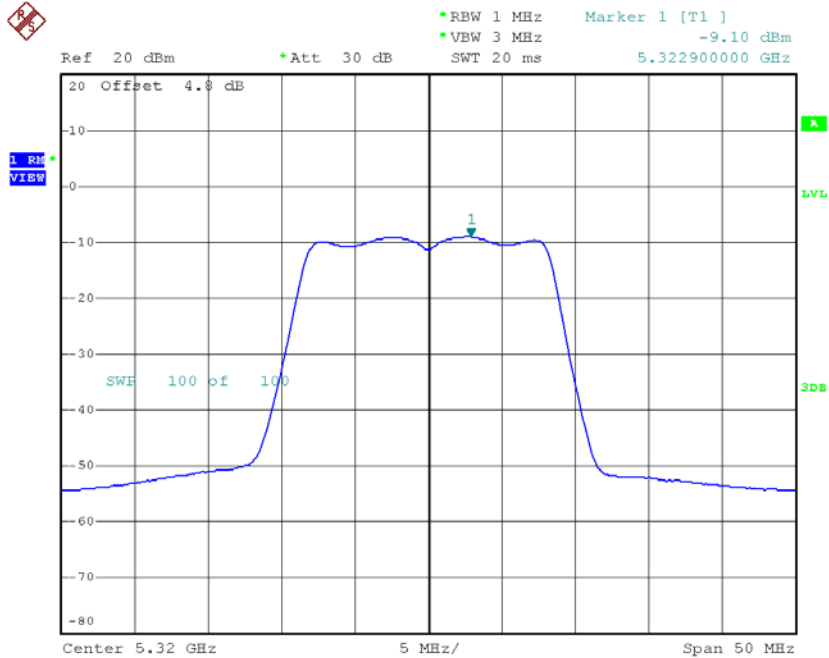
Date: 14.JUL.2018 14:55:10

CH56



Date: 16.JUL.2018 11:53:41

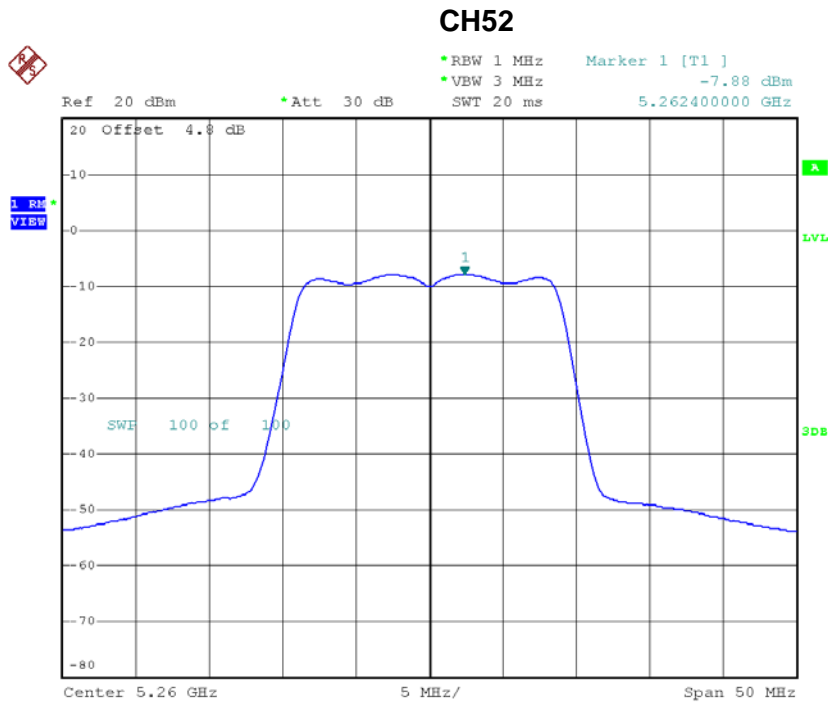
CH64



Date: 14.JUL.2018 14:57:52

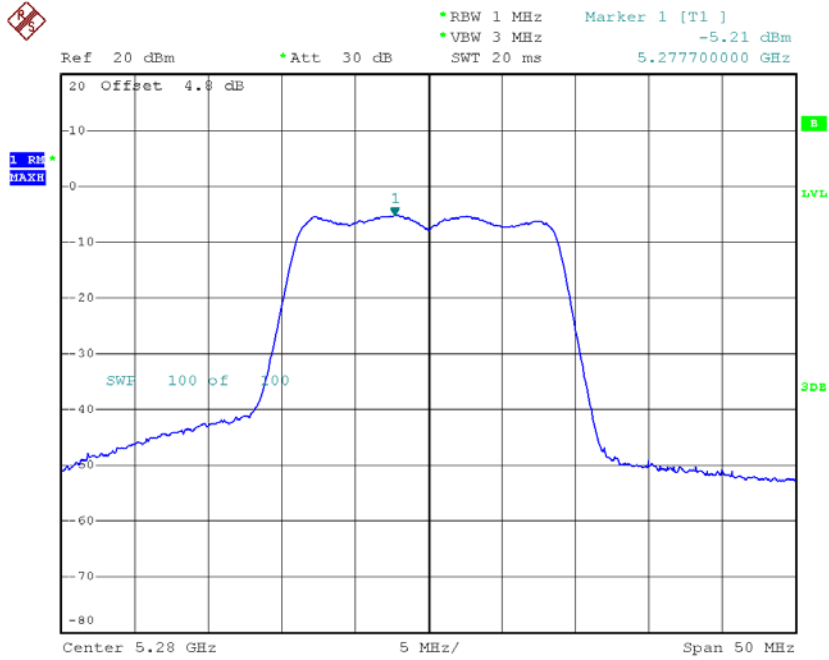
Test Mode: UNII-2A/TX N20 Mode_CH52/CH56/CH64

Channel	Frequency (MHz)	Power Density (dBm/MHz)	Duty Factor	Power Density + Duty Factor (dBm/MHz)	Limit (dBm/MHz)
CH52	5260	-7.88	0.00	-7.88	9.50
CH56	5280	-5.21	0.00	-5.21	9.50
CH64	5320	-9.20	0.00	-9.20	9.50



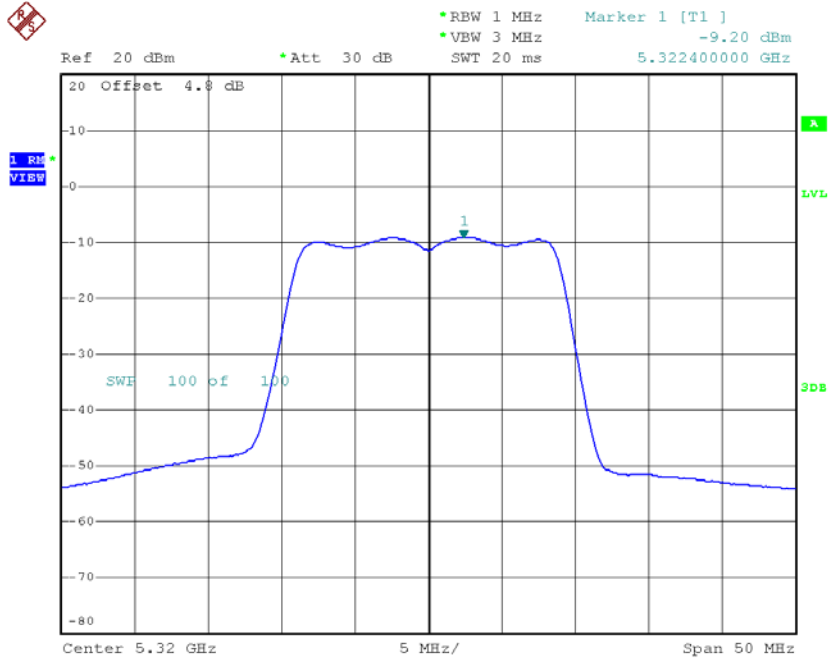
Date: 14.JUL.2018 15:17:36

CH56



Date: 16.JUL.2018 11:55:28

CH64

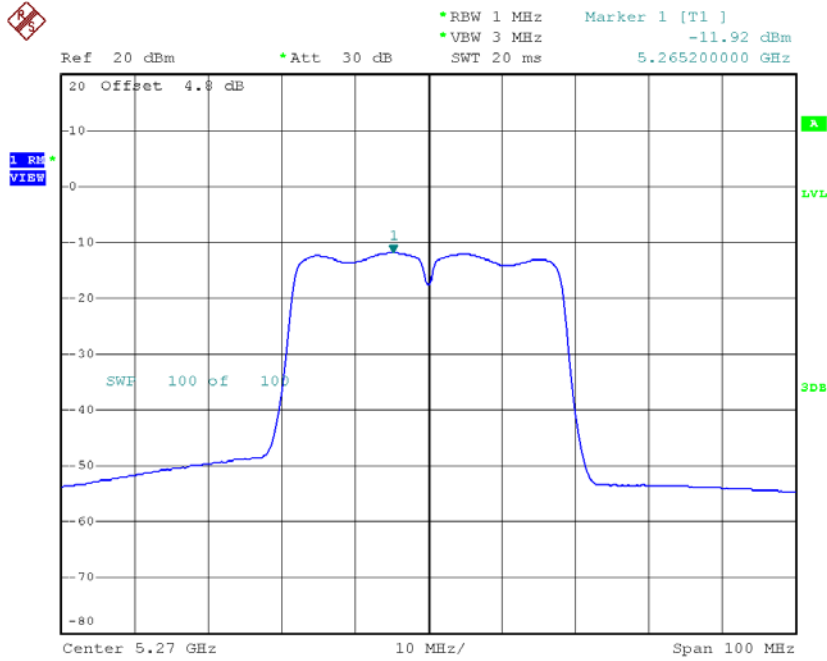


Date: 14.JUL.2018 15:20:37

Test Mode: UNII-2A/TX N40 Mode_CH54/CH62

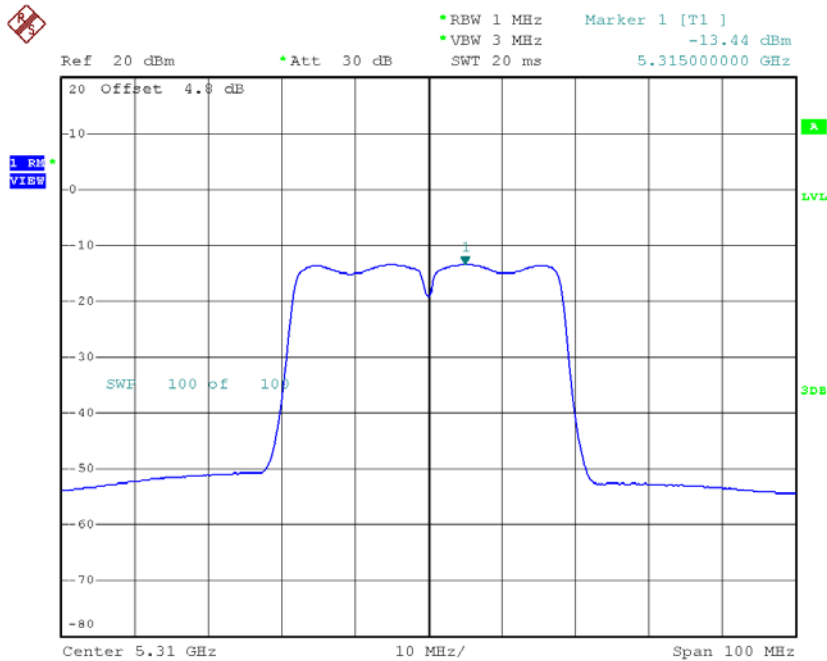
Channel	Frequency (MHz)	Power Density (dBm/MHz)	Duty Factor	Power Density + Duty Factor (dBm/MHz)	Limit (dBm/MHz)
CH54	5270	-11.92	0.00	-11.92	9.50
CH62	5310	-13.44	0.00	-13.44	9.50

CH54



Date: 14.JUL.2018 15:38:24

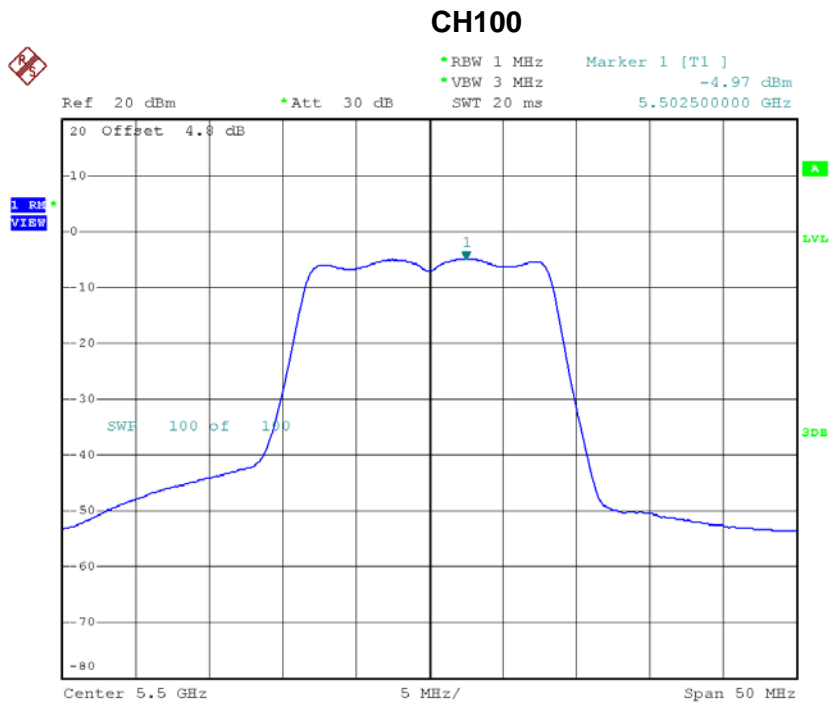
CH62



Date: 14.JUL.2018 15:39:49

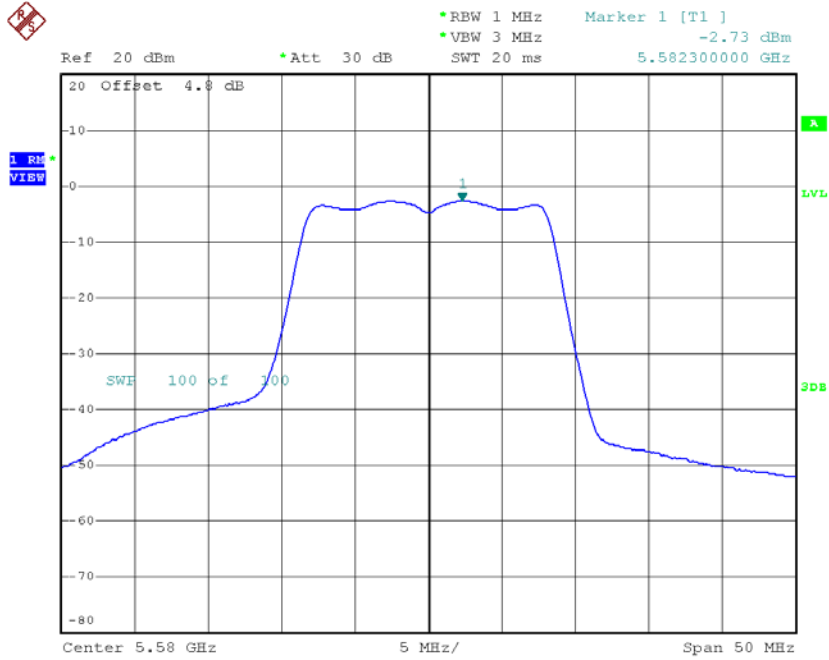
Test Mode: UNII-2C/ TX A Mode_CH100/CH116/CH140

Channel	Frequency (MHz)	Power Density (dBm/MHz)	Duty Factor	Power Density + Duty Factor (dBm/MHz)	Limit (dBm/MHz)
CH100	5500	-4.97	0.00	-4.97	11.00
CH116	5580	-2.73	0.00	-2.73	11.00
CH140	5700	-1.65	0.00	-1.65	11.00



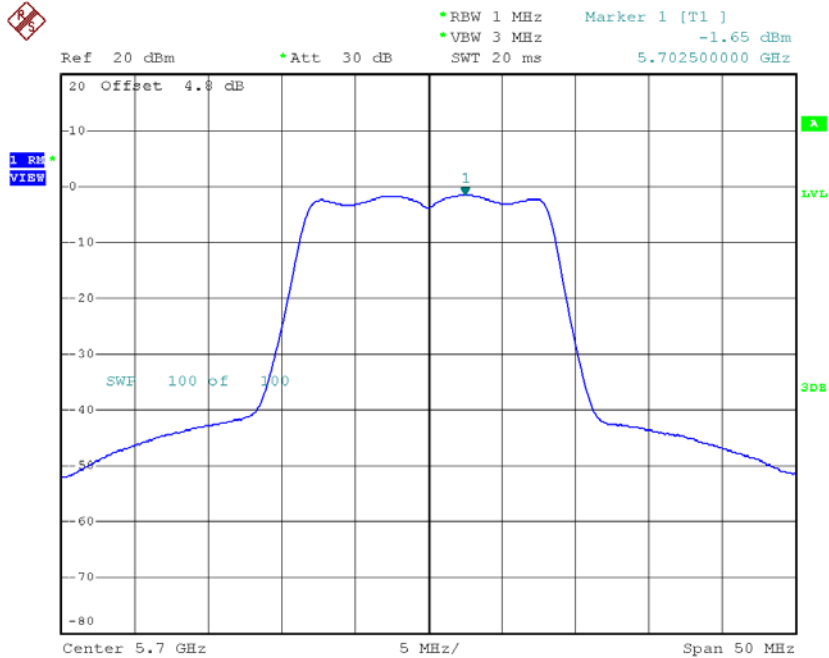
Date: 14.JUL.2018 14:59:23

CH116



Date: 14.JUL.2018 15:00:28

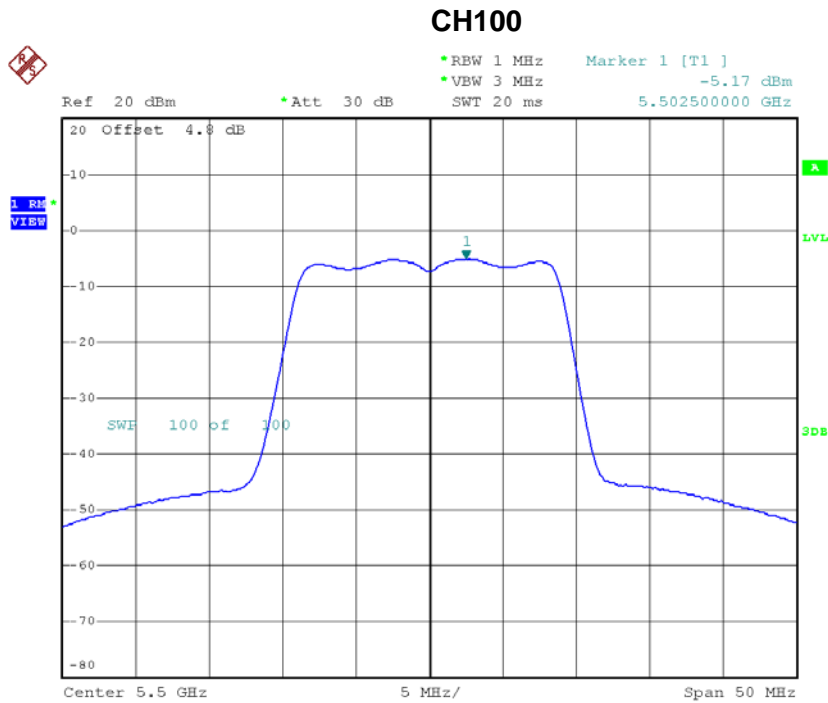
CH140



Date: 14.JUL.2018 15:01:34

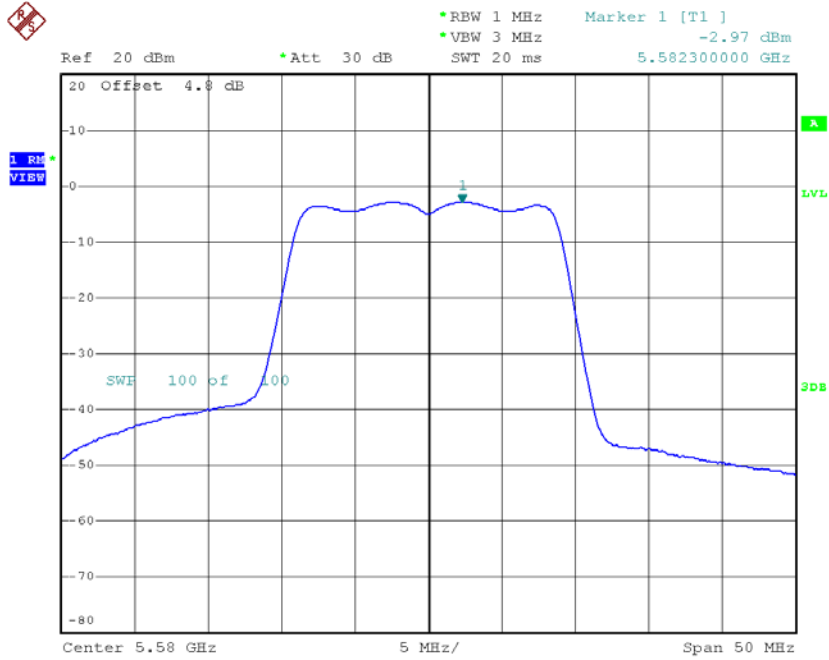
Test Mode: UNII-2C/TX N20 Mode_CH100/CH116/CH140

Channel	Frequency (MHz)	Power Density (dBm/MHz)	Duty Factor	Power Density + Duty Factor (dBm/MHz)	Limit (dBm/MHz)
CH100	5500	-5.17	0.00	-5.17	11.00
CH116	5580	-2.97	0.00	-2.97	11.00
CH140	5700	-1.74	0.00	-1.74	11.00



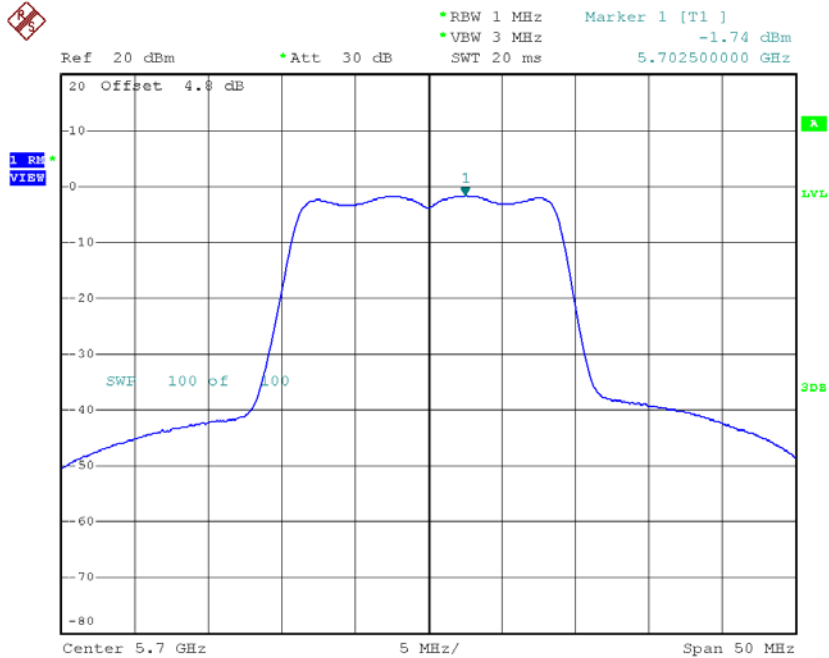
Date: 14.JUL.2018 15:21:49

CH116



Date: 14.JUL.2018 15:22:55

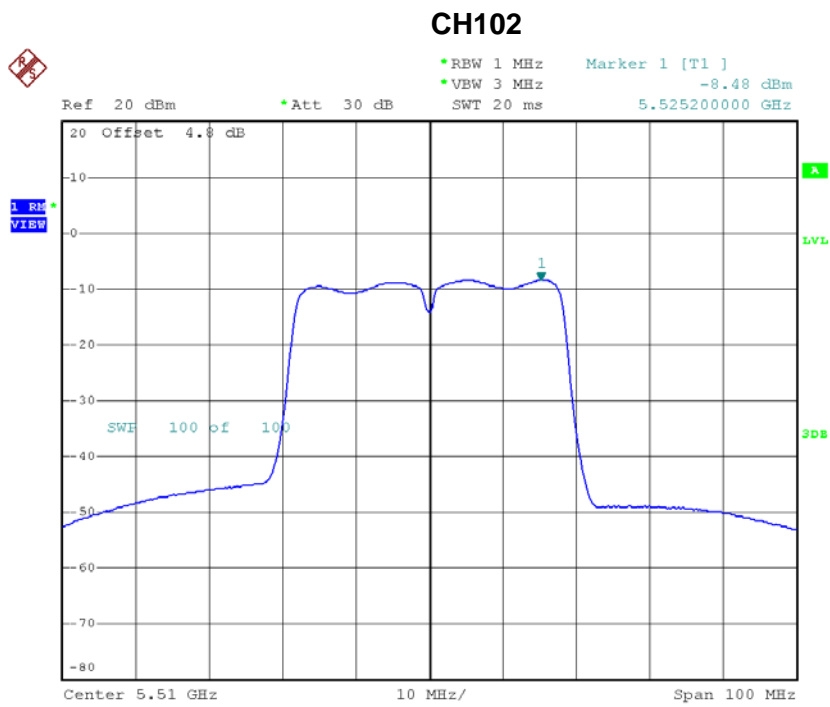
CH140



Date: 14.JUL.2018 15:24:15

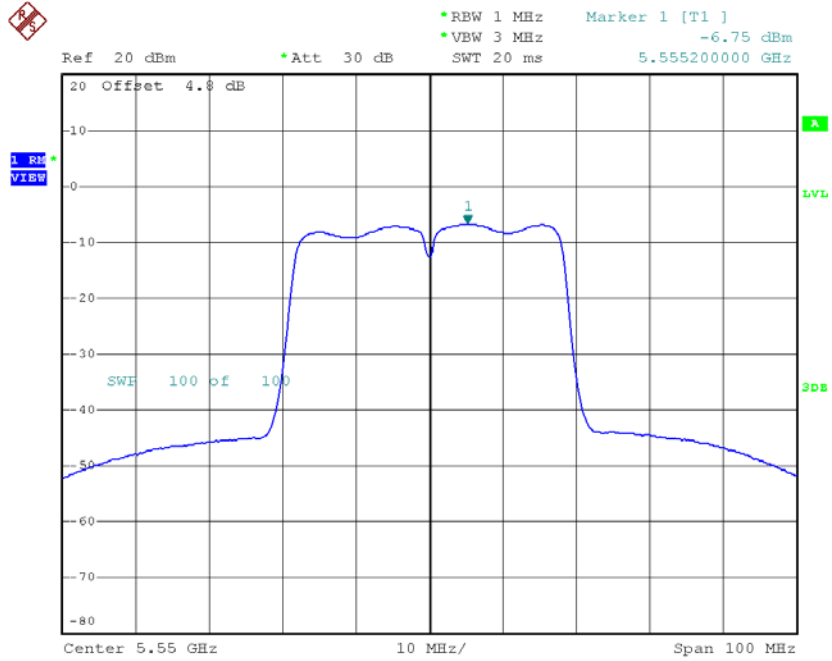
Test Mode: UNII-2C/TX N40 Mode_CH102/CH110/CH134

Channel	Frequency (MHz)	Power Density (dBm/MHz)	Duty Factor	Power Density + Duty Factor (dBm/MHz)	Limit (dBm/MHz)
CH102	5510	-8.48	0.00	-8.48	11.00
CH110	5550	-6.75	0.00	-6.75	11.00
CH134	5670	-5.60	0.00	-5.60	11.00



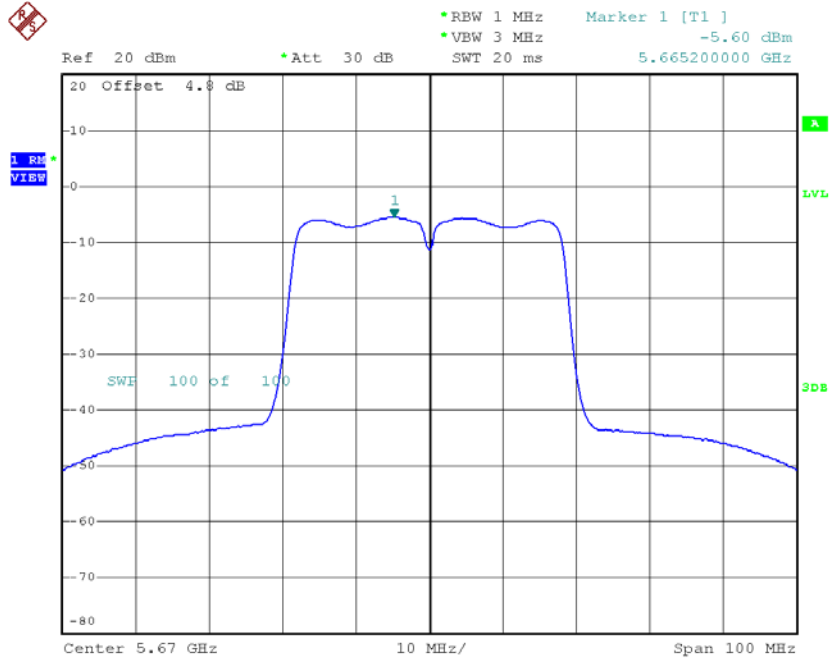
Date: 14.JUL.2018 15:41:35

CH110



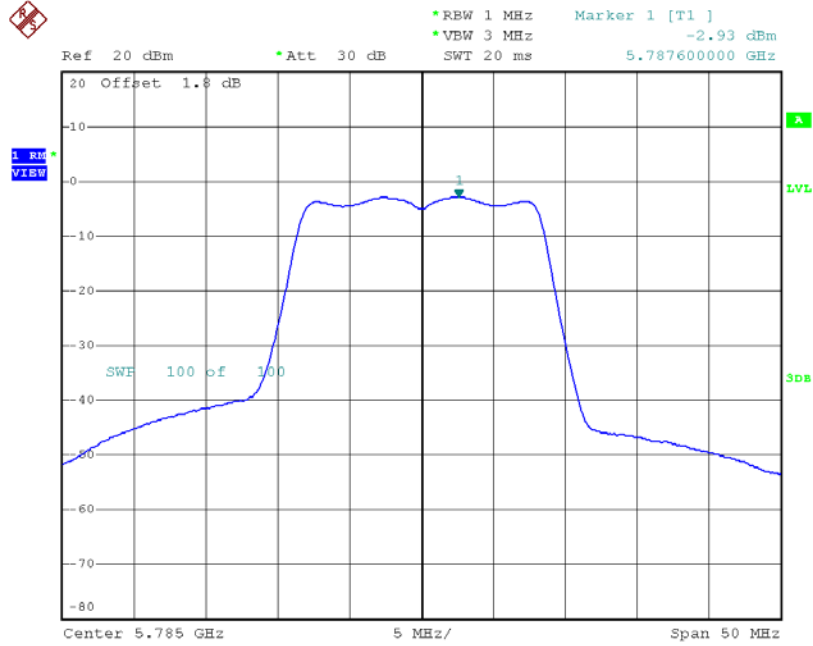
Date: 14.JUL.2018 15:42:38

CH134



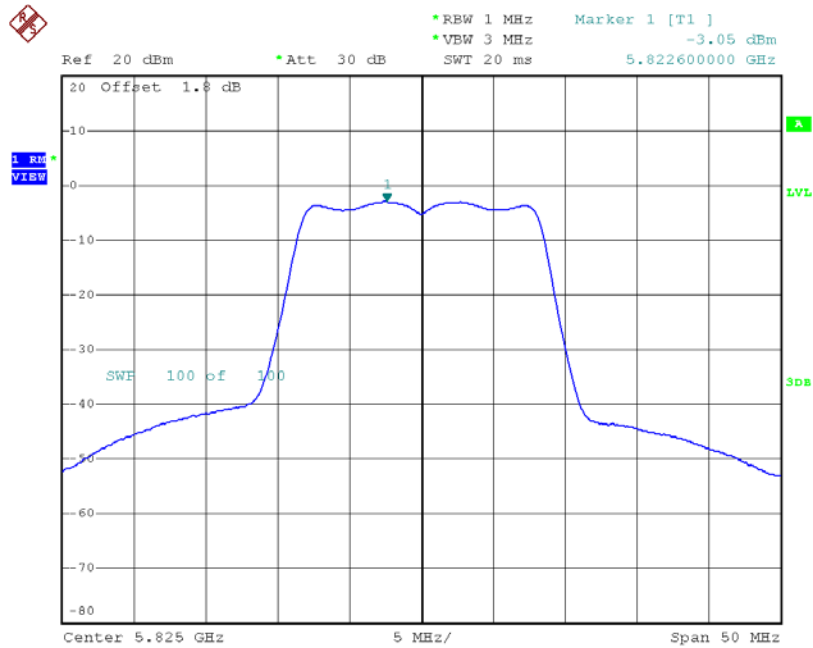
Date: 14.JUL.2018 15:44:13

TX CH157



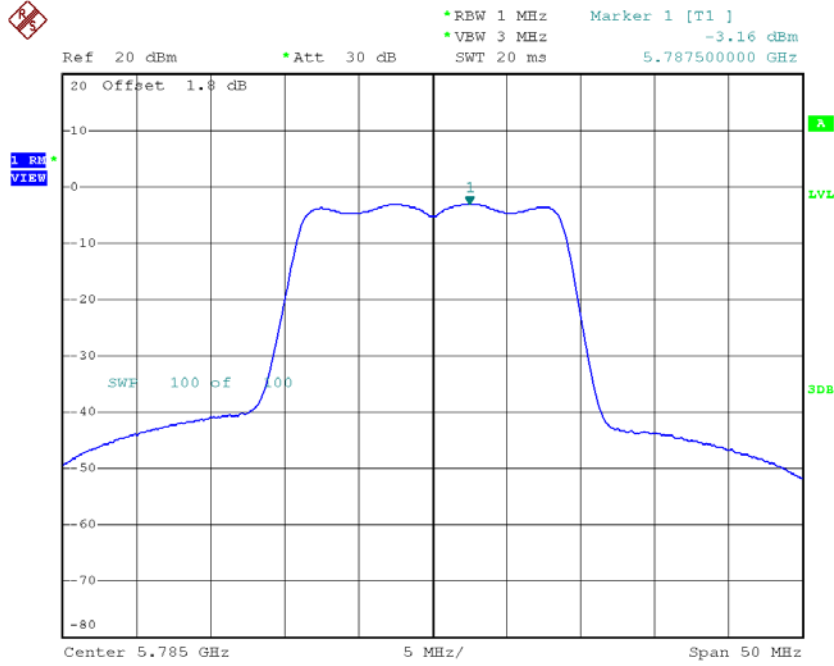
Date: 14.JUL.2018 15:04:14

TX CH165



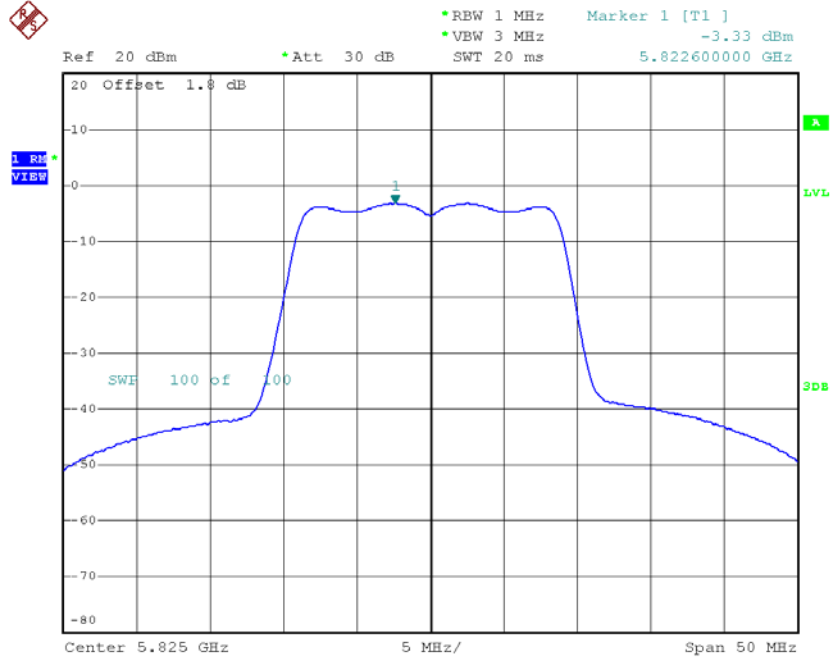
Date: 14.JUL.2018 15:05:43

TX CH157



Date: 14.JUL.2018 15:26:35

TX CH165

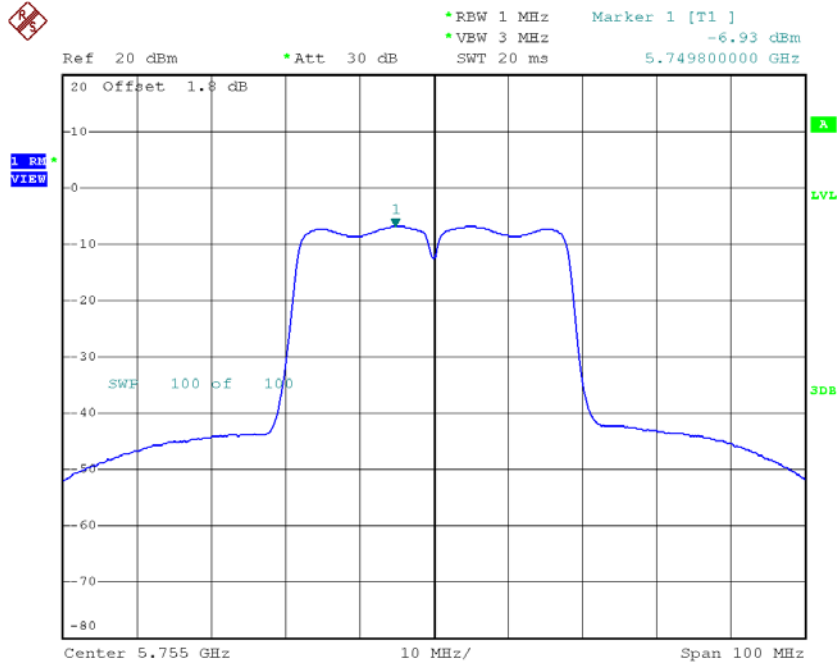


Date: 14.JUL.2018 15:27:57

Test Mode: UNII-3/ TX N40 Mode_CH151/CH159

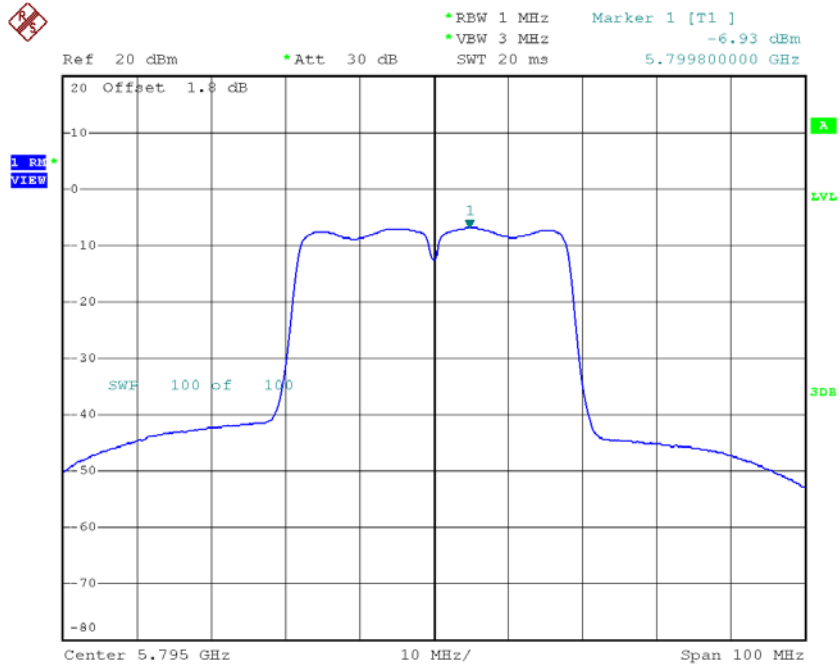
Channel	Frequency (MHz)	Power Density (dBm/500kHz)	Duty Factor	Power Density + Duty Factor (dBm/500kHz)	Limit (dBm/500kHz)
CH151	5755	-6.93	0.00	-6.93	30.00
CH159	5795	-6.93	0.00	-6.93	30.00

TX CH151



Date: 14.JUL.2018 15:46:19

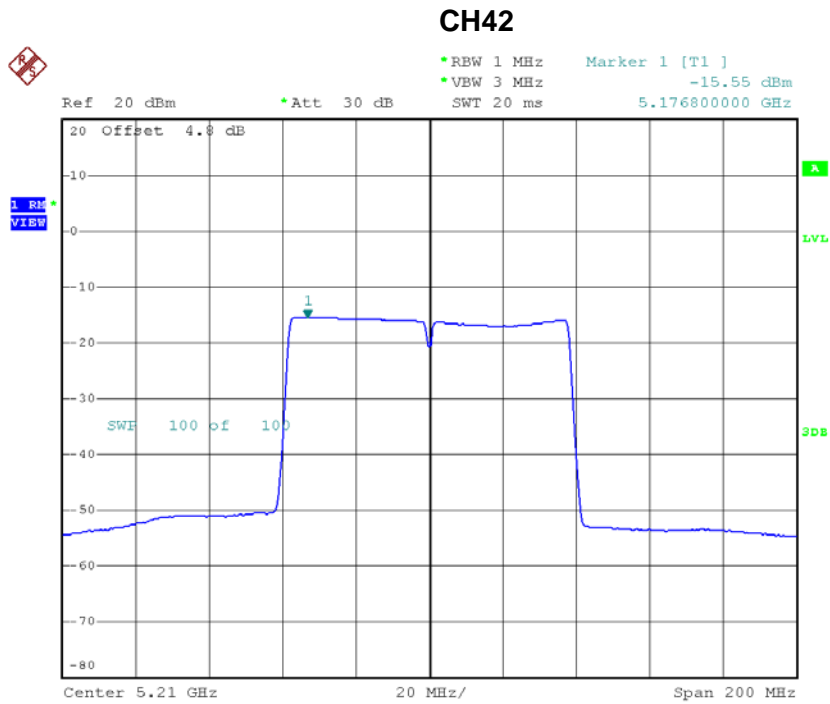
TX CH159



Date: 14.JUL.2018 15:48:05

Test Mode: UNII-1/TX AC80 Mode_CH42

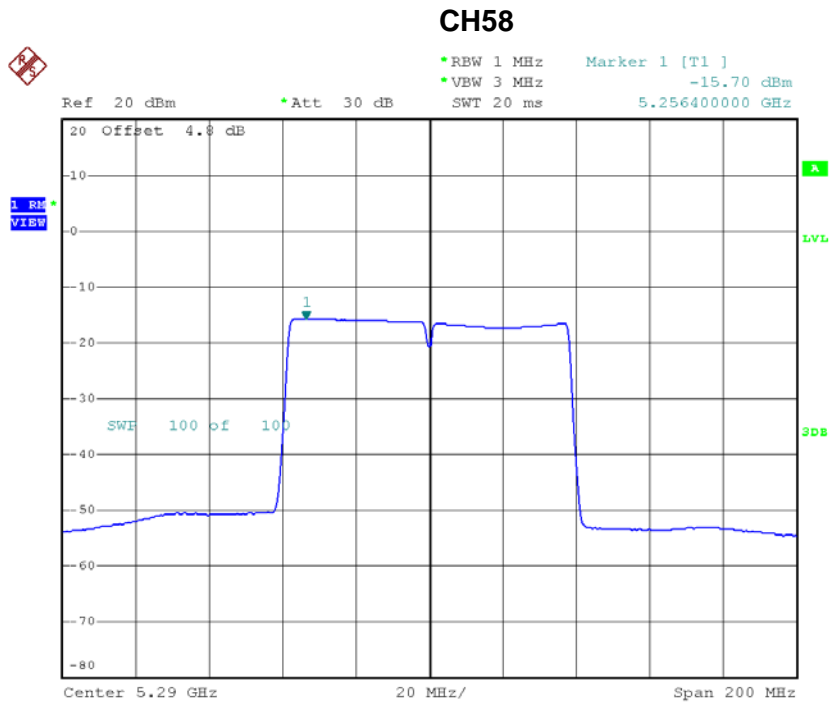
Channel	Frequency (MHz)	Power Density (dBm/MHz)	Duty Factor	Power Density + Duty Factor (dBm/MHz)	Limit (dBm/MHz)
CH42	5210	-15.55	0.00	-15.55	8.90



Date: 14.JUL.2018 15:52:25

Test Mode: UNII-2A/TX AC80 Mode_CH58

Channel	Frequency (MHz)	Power Density (dBm/MHz)	Duty Factor	Power Density + Duty Factor (dBm/MHz)	Limit (dBm/MHz)
CH58	5290	-15.70	0.00	-15.70	9.50

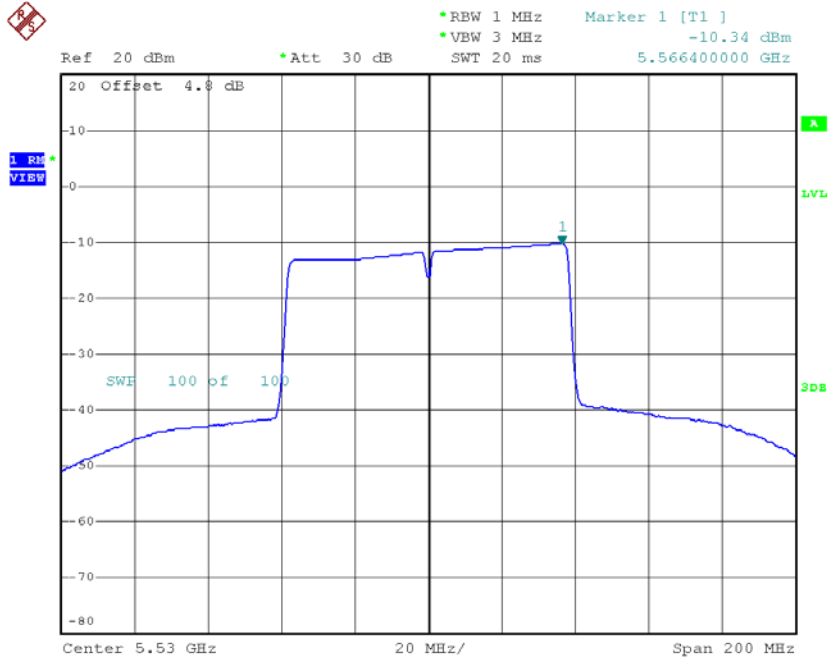


Date: 14.JUL.2018 15:55:33

Test Mode: UNII-2C/TX AC80 Mode_CH106

Channel	Frequency (MHz)	Power Density (dBm/MHz)	Duty Factor	Power Density + Duty Factor (dBm/MHz)	Limit (dBm/MHz)
CH106	5530	-10.34	0.00	-10.34	11.00

CH106

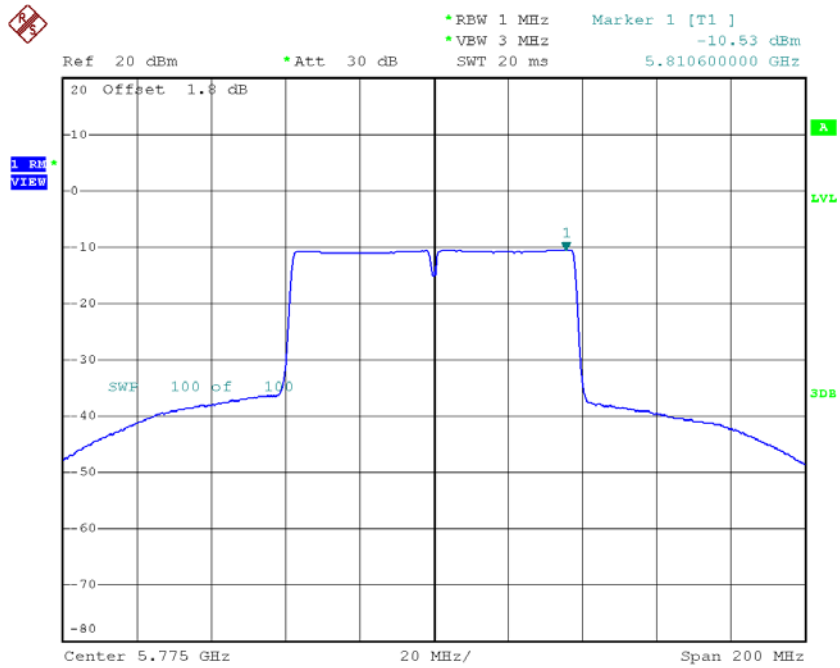


Date: 14.JUL.2018 15:57:36

Test Mode: UNII-3/ TX AC80 Mode_CH155

Channel	Frequency (MHz)	Power Density (dBm/500kHz)	Duty Factor	Power Density + Duty Factor (dBm/500kHz)	Limit (dBm/500kHz)
CH155	5775	-10.53	0.00	-10.53	30.00

TX CH155



Date: 14.JUL.2018 16:01:39

APPENDIX G - FREQUENCY STABILITY

Test Mode:	UNII-1
-------------------	---------------

Voltage vs. Frequency Stability

Voltage	Measurement Frequency (MHz)
(V)	5180.0000
16	5179.9750
13.5	5179.9800
9	5179.9600
Max. Deviation (MHz)	0.0400
Max. Deviation (ppm)	7.7220

Temperature vs. Frequency Stability

Temperature	Measurement Frequency (MHz)
(°C)	5180.0000
-30	5179.9600
-20	5179.9600
-10	5179.9600
0	5179.9800
10	5179.9600
20	5179.9800
30	5179.9600
40	5179.9600
50	5179.9600
60	5179.9600
70	5179.9600
Max. Deviation (MHz)	0.0400
Max. Deviation (ppm)	7.7220

Test Mode:	UNII-2A
-------------------	----------------

Voltage vs. Frequency Stability

Voltage	Measurement Frequency (MHz)
(V)	5260.0000
16	5259.9750
13.5	5259.9750
9	5259.9800
Max. Deviation (MHz)	0.0250
Max. Deviation (ppm)	4.7529

Temperature vs. Frequency Stability

Temperature	Measurement Frequency (MHz)
(°C)	5260.0000
-30	5259.9800
-20	5259.9950
-10	5259.9800
0	5259.9750
10	5259.9750
20	5259.9800
30	5259.9800
40	5259.9800
50	5259.9750
60	5259.9800
70	5259.9750
Max. Deviation (MHz)	0.0250
Max. Deviation (ppm)	4.7529

Test Mode:	UNII-2C
-------------------	----------------

Voltage vs. Frequency Stability

Voltage	Measurement Frequency (MHz)
(V)	5500.0000
16	5499.9750
13.5	5499.9750
9	5499.9750
Max. Deviation (MHz)	0.0250
Max. Deviation (ppm)	4.5455

Temperature vs. Frequency Stability

Temperature	Measurement Frequency (MHz)
(°C)	5500.0000
-30	5499.9950
-20	5499.9750
-10	5499.9750
0	5499.9750
10	5499.9750
20	5499.9800
30	5499.9750
40	5499.9750
50	5499.9750
60	5499.9750
70	5499.9750
Max. Deviation (MHz)	0.0250
Max. Deviation (ppm)	4.5455

Test Mode:	UNII-3
-------------------	---------------

Voltage vs. Frequency Stability

Voltage	Measurement Frequency (MHz)
(V)	5745.0000
16	5744.9750
13.5	5744.9750
9	5744.9750
Max. Deviation (MHz)	0.0250
Max. Deviation (ppm)	4.3516

Temperature vs. Frequency Stability

Temperature	Measurement Frequency (MHz)
(°C)	5745.0000
-30	5744.9750
-20	5744.9799
-10	5744.9750
0	5744.9800
10	5744.9800
20	5744.9750
30	5744.9599
40	5744.9800
50	5744.9750
60	5744.9800
70	5744.9750
Max. Deviation (MHz)	0.0401
Max. Deviation (ppm)	6.9800