



Hildesheim

26 March 2018

From

Our Reference

Tel

## Report

Topic

**A-IVI Scope 2, Test concept AIVICMFB0**

Description

Comparison lead variants and test concept

Product Type: Radio-Navigation-System

Model Names: AIVICMFB0

Brand: Robert Bosch Car Multimedia GmbH

Hildesheim  
26 March 2018

From \_\_\_\_\_ | Our Reference \_\_\_\_\_ | Tel \_\_\_\_\_

Report

Topic            A-IVI Scope 2, Test concept AIVICMFB0

**Contend**

**1 Introduction and test concept .....3**

**2 Comparison.....3**

**2.1 Main PCBs.....3**

**2.2 SXM Module (all US / CAN variants) .....5**

**2.3 Switch PCBs .....5**

Hildesheim  
26 March 2018

From \_\_\_\_\_ | Our Reference \_\_\_\_\_ | Tel \_\_\_\_\_

Report

Topic A-IVI Scope 2, Test concept AIVICMFB0

## 1 Introduction and test concept

The Model name **AIVICMFB0** covers different variants of a car multimedia systems with BT/WLAN functionality.

The lead variants are  
**NAV ROW** for different markets  
 and  
**DA US** for US and Canada market only.

Variant NAV ROW is used as surrogate for the product family AIVICMFB0. All tests are performed with test samples of this variant.

Variant DA US is used for additional worst case spot testing for radiated test.

## 2 Comparison

NAV ROW contains navigation functionality (route guidance based on GNSS reception). DA US do not support route guidance (GNSS reception) but contains broadcast receiver for HD and SXM.

### Synergies:

All PCB's are identical, only different insertion  
 BT/WLAN module and circuit including antennas are identical  
 SW is from one build and only configured to the different functions / regions

### **Differences in Insertion:**

Circuit	DA US	NAV ROW
GNSS (SMD on mainboard)	No	Yes
DAB (SMD on mainboard)	No	Yes
XM (module on mainboard)	Yes	No
HD (SMD on mainboard)	Yes	No
Processor / RAM / eMMC	i.MX6 Dlite / 2x256MB / 8GB	i.MX6 Dlite / 2x256MB / 32GB
Gyro (SMD on mainboard)	No	Yes
AM / FM Frontends	1	3

Hildesheim  
26 March 2018





From | Our Reference | Tel

Report

Topic A-IVI Scope 2, Test concept AIVICMFB0

### 2.1 Main PCBs

For all AIVICMFB0 variants main PCB 'D' is used.  
Circuit and layout name / version: A-IVI\_MB\_D\_V02

<b>DA US</b> Insertion for USA / CANADA with XM Tuner	<b>NAV ROW</b> Insertion for rest of world
	
<p>Top side</p>	<p>Top side</p>
	
<p>Bottom side</p>	<p>Bottom side</p>

Hildesheim  
26 March 2018

From | Our Reference | Tel

Report

Topic A-IVI Scope 2, Test concept AIVICMFB0

## 2.2 SXM Module (all US / CAN variants)



## 2.3 Switch PCBs

For all AIVICMFB0 variants switch PCB 'CMFB' is used.  
Circuit and layout name / version: A-IVI\_SB\_CMF-B\_V01  
BT/WLAN module and antennas are placed on the switch PCB.

