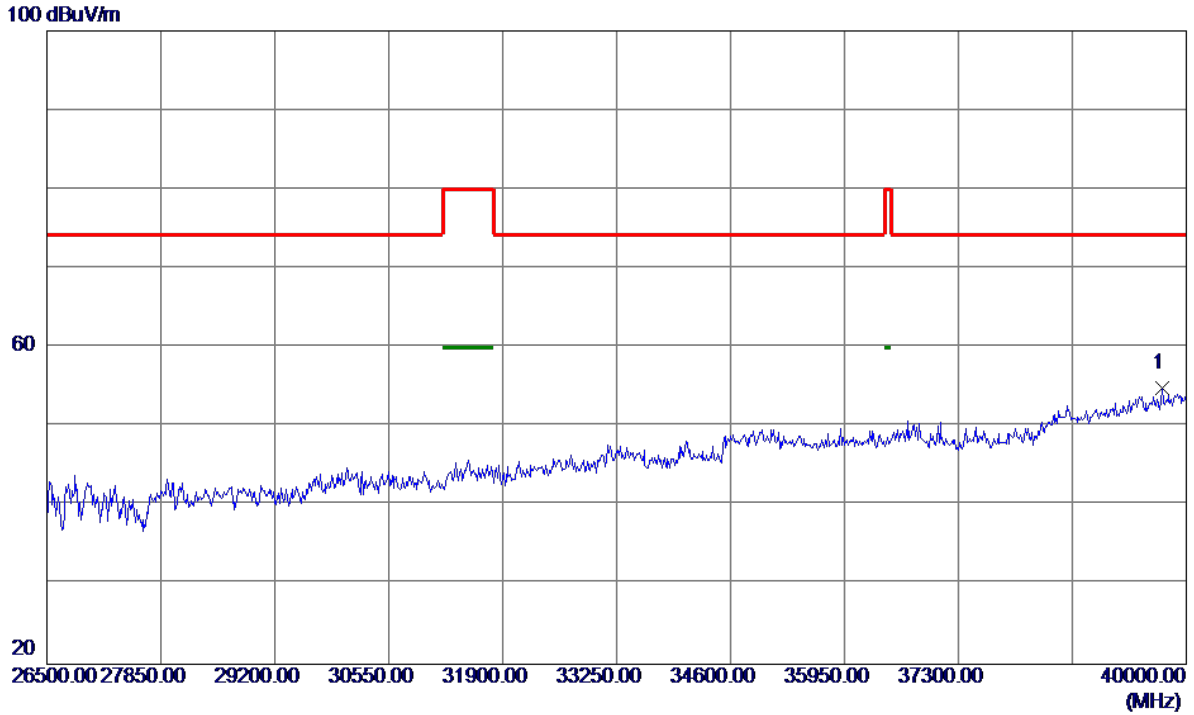


Orthogonal Axis :	X
Test Mode :	UNII-2A/ TX N20 Mode 5320MHz

Vertical

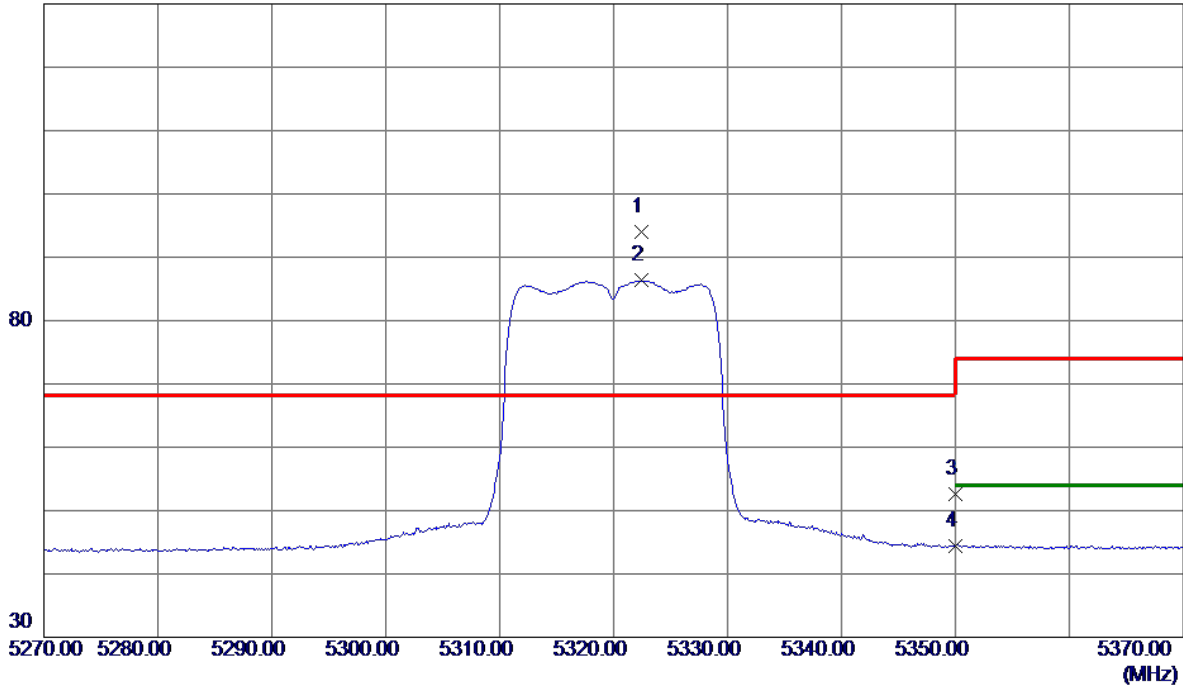


No.	Freq. MHz	Reading Level dBuV/m	Correct Factor dB	Measure ment dBuV/m	Limit dBuV/m	Margin dB	Detector	Comment
1 *	39716.5000	39.51	15.43	54.94	74.30	-19.36	Peak	

Orthogonal Axis :	X
Test Mode :	UNII-2A/ TX N20 Mode 5320MHz

Horizontal

130 dBuV/m

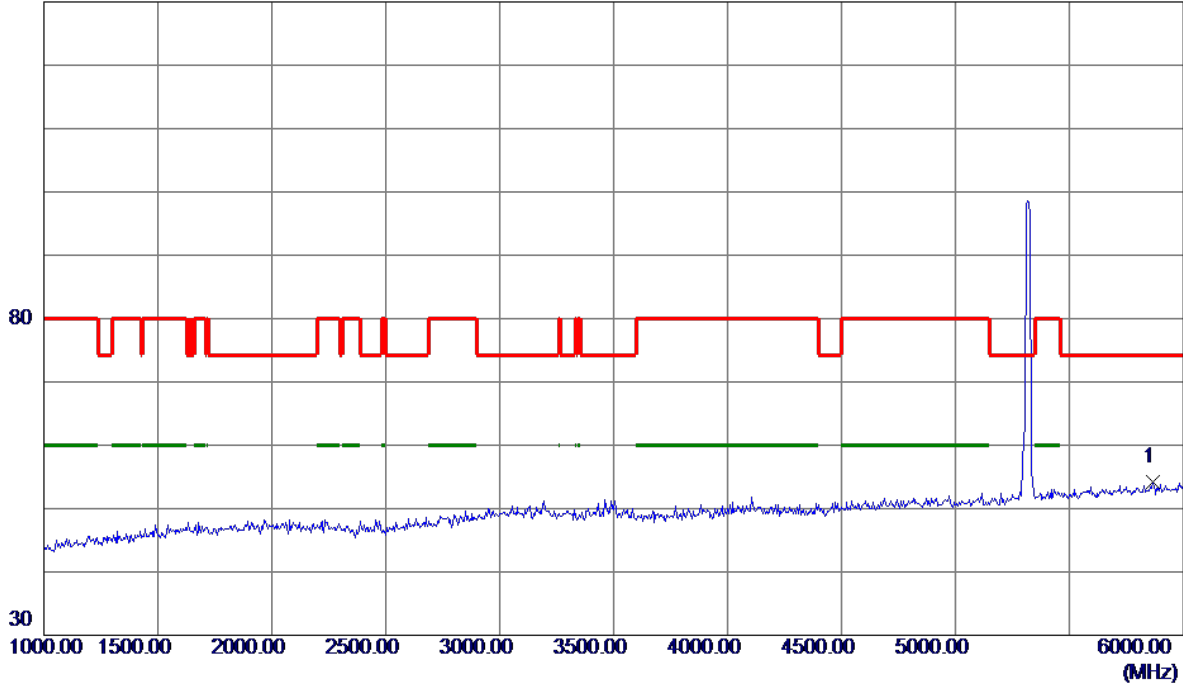


No.	Freq. MHz	Reading Level dBuV/m	Correct Factor dB	Measure ment dBuV/m	Limit dBuV/m	Margin dB	Detector	Comment
1 *	5322.4000	72.36	21.66	94.02	68.30	25.72	Peak	No Limit
2	5322.4000	64.65	21.66	86.31	999.00	-912.69	AVG	No Limit
3	5350.0000	30.85	21.76	52.61	74.00	-21.39	Peak	
4	5350.0000	22.60	21.76	44.36	999.00	-954.64	AVG	

Orthogonal Axis :	X
Test Mode :	UNII-2A/ TX N20 Mode 5320MHz

Horizontal

130 dBuV/m

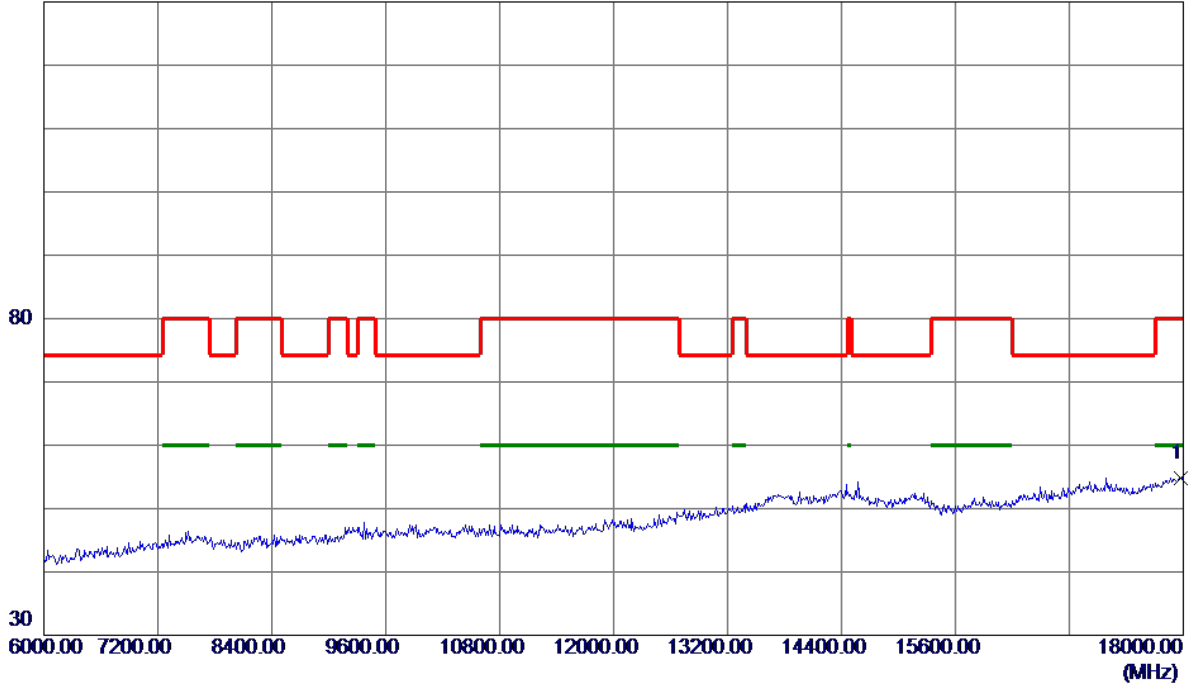


No.	Freq. MHz	Reading Level dBuV/m	Correct Factor dB	Measure ment dBuV/m	Limit dBuV/m	Margin dB	Detector	Comment
1 *	5865.0000	35.21	18.93	54.14	74.30	-20.16	Peak	

Orthogonal Axis :	X
Test Mode :	UNII-2A/ TX N20 Mode 5320MHz

Horizontal

130 dBuV/m

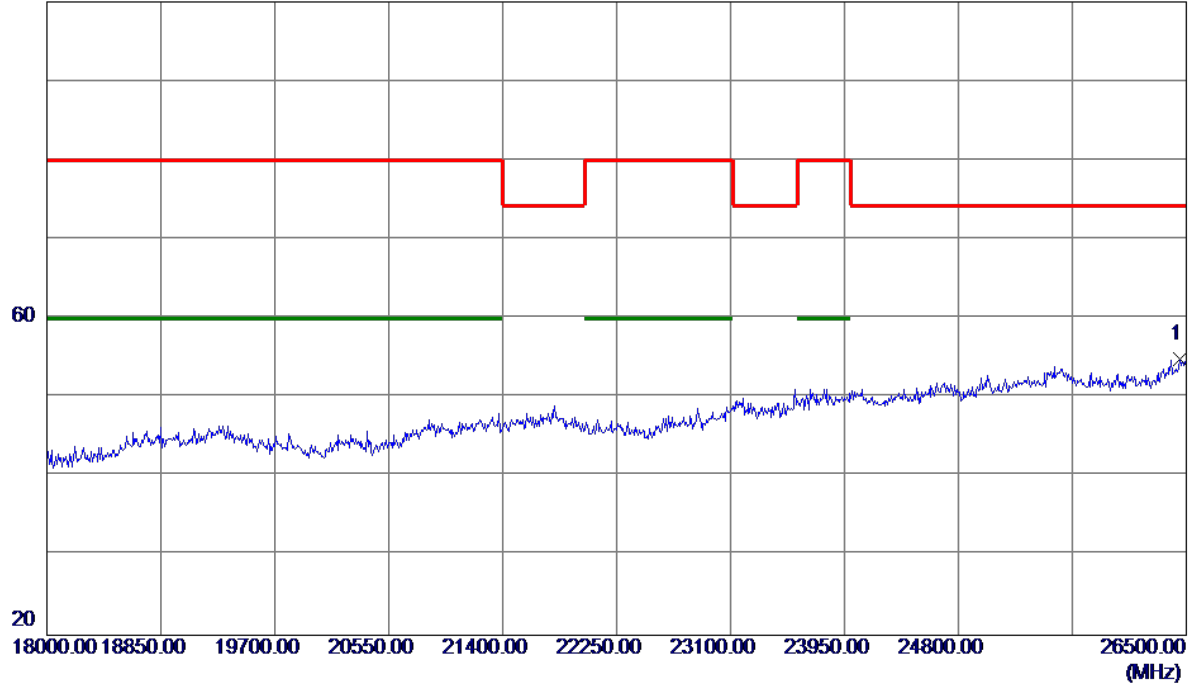


No.	Freq. MHz	Reading Level dBuV/m	Correct Factor dB	Measure ment dBuV/m	Limit dBuV/m	Margin dB	Detector	Comment
1 *	17976.0000	25.76	29.08	54.84	80.00	-25.16	Peak	

Orthogonal Axis :	X
Test Mode :	UNII-2A/ TX N20 Mode 5320MHz

Horizontal

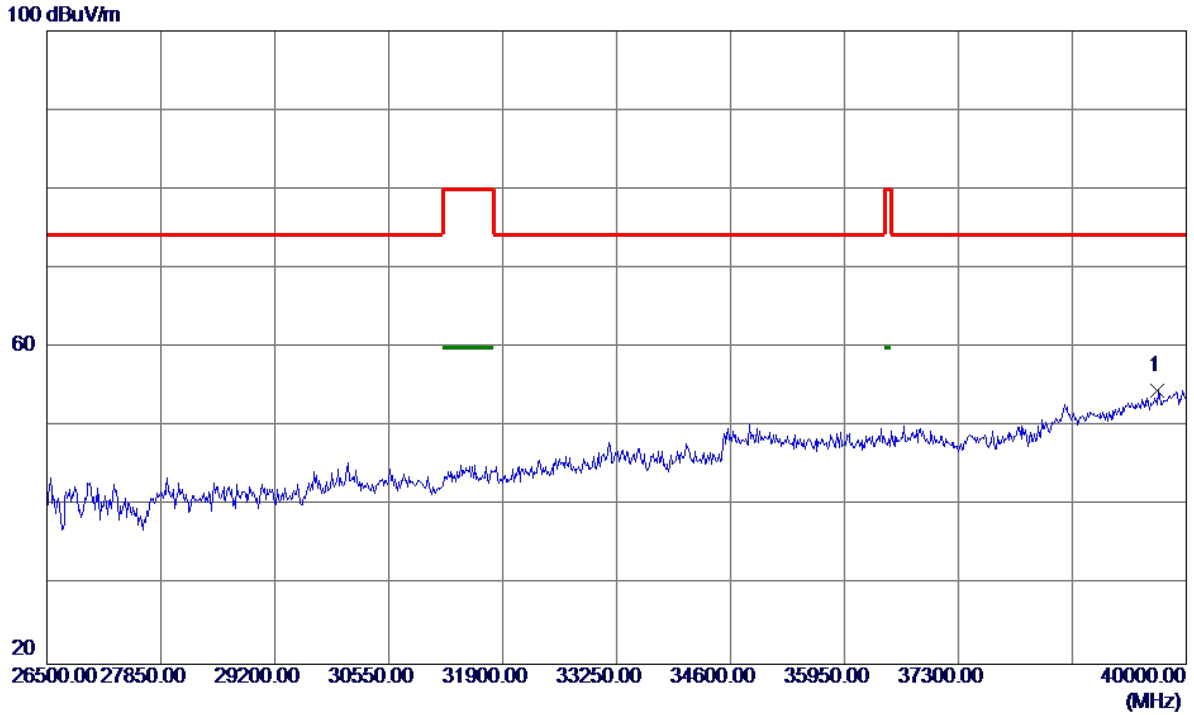
100 dBuV/m



No.	Freq. MHz	Reading Level dBuV/m	Correct Factor dB	Measure ment dBuV/m	Limit dBuV/m	Margin dB	Detector	Comment
1 *	26449.0000	29.06	25.85	54.91	74.30	-19.39	Peak	

Orthogonal Axis :	X
Test Mode :	UNII-2A/ TX N20 Mode 5320MHz

Horizontal

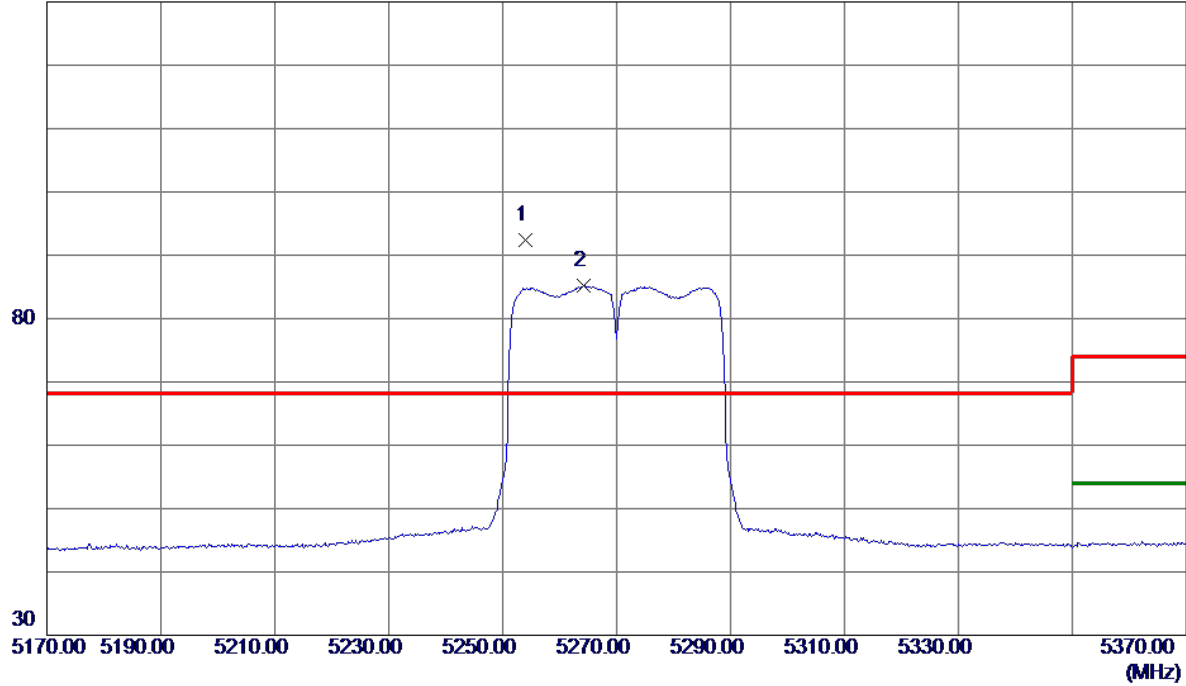


No.	Freq. MHz	Reading Level dBuV/m	Correct Factor dB	Measure ment dBuV/m	Limit dBuV/m	Margin dB	Detector	Comment
1 *	39662.5000	39.21	15.34	54.55	74.30	-19.75	Peak	

Orthogonal Axis :	X
Test Mode :	UNII-2A/ TX N40 Mode 5270MHz

Vertical

130 dBuV/m

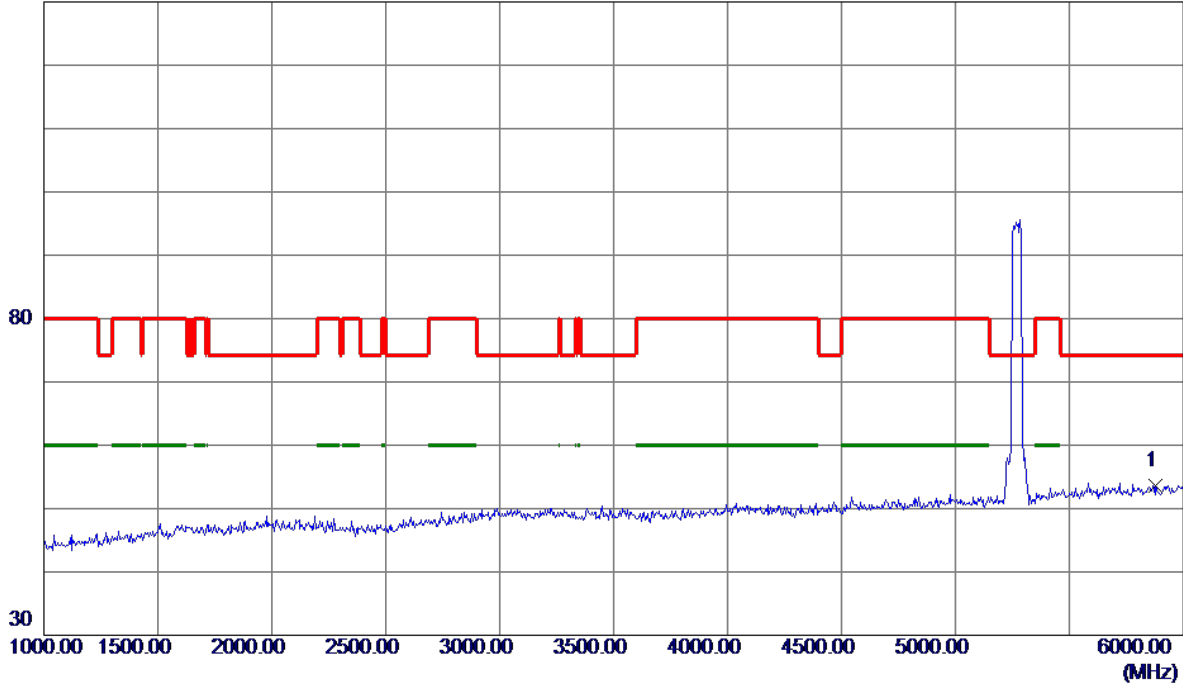


No.	Freq. MHz	Reading Level dBuV/m	Correct Factor dB	Measure ment dBuV/m	Limit dBuV/m	Margin dB	Detector	Comment
1 *	5254.0000	70.95	21.41	92.36	68.30	24.06	Peak	No Limit
2	5264.2000	63.69	21.45	85.14	999.00	-913.86	AVG	No Limit

Orthogonal Axis :	X
Test Mode :	UNII-2A/ TX N40 Mode 5270MHz

Vertical

130 dBuV/m

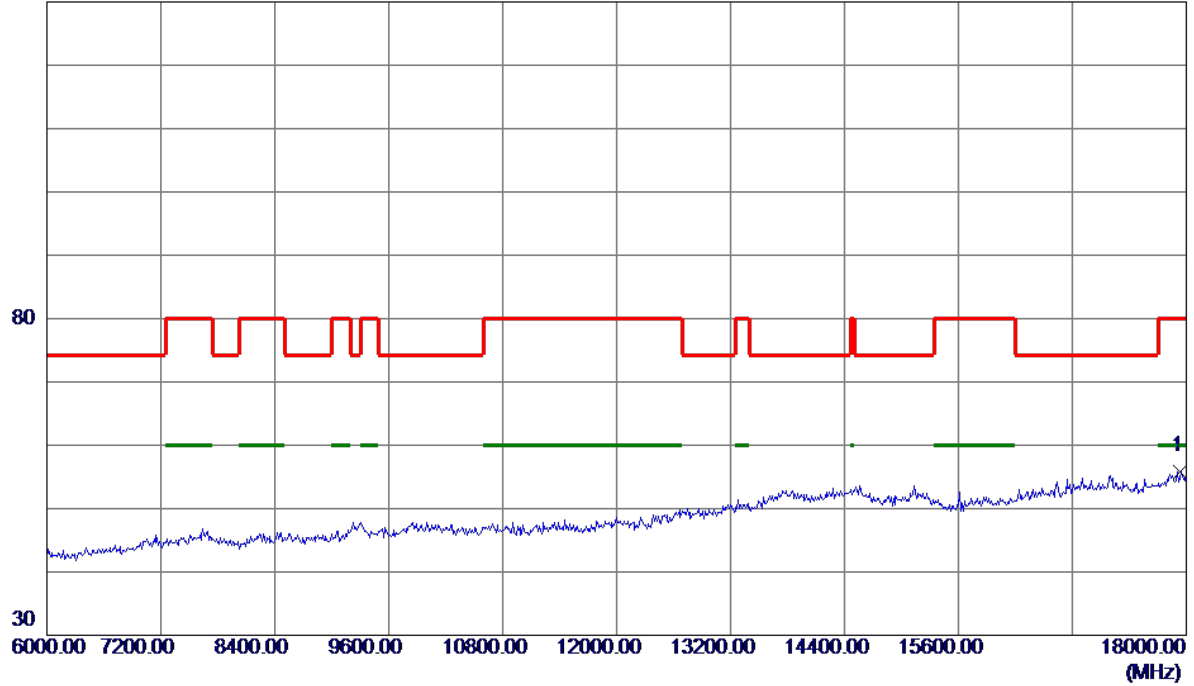


No.	Freq. MHz	Reading Level dBuV/m	Correct Factor dB	Measure ment dBuV/m	Limit dBuV/m	Margin dB	Detector	Comment
1 *	5880.0000	34.68	18.99	53.67	74.30	-20.63	Peak	

Orthogonal Axis :	X
Test Mode :	UNII-2A/ TX N40 Mode 5270MHz

Vertical

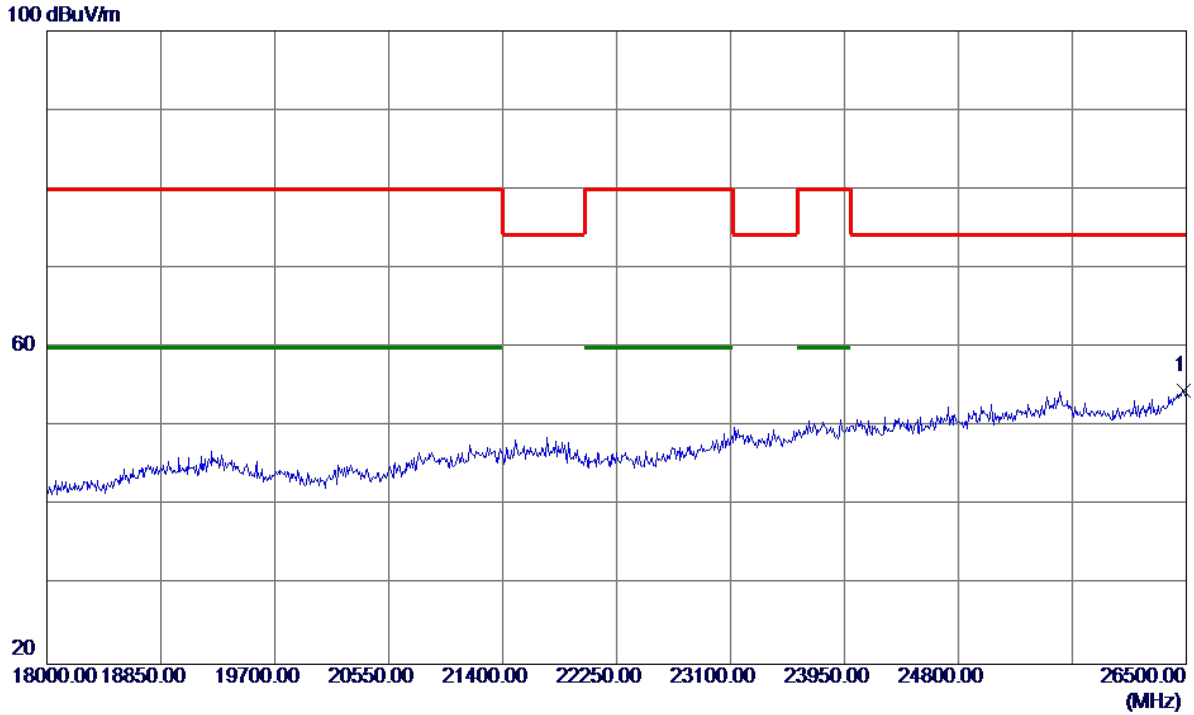
130 dBuV/m



No.	Freq. MHz	Reading Level dBuV/m	Correct Factor dB	Measure ment dBuV/m	Limit dBuV/m	Margin dB	Detector	Comment
1 *	17940.0000	26.93	28.97	55.90	80.00	-24.10	Peak	

Orthogonal Axis :	X
Test Mode :	UNII-2A/ TX N40 Mode 5270MHz

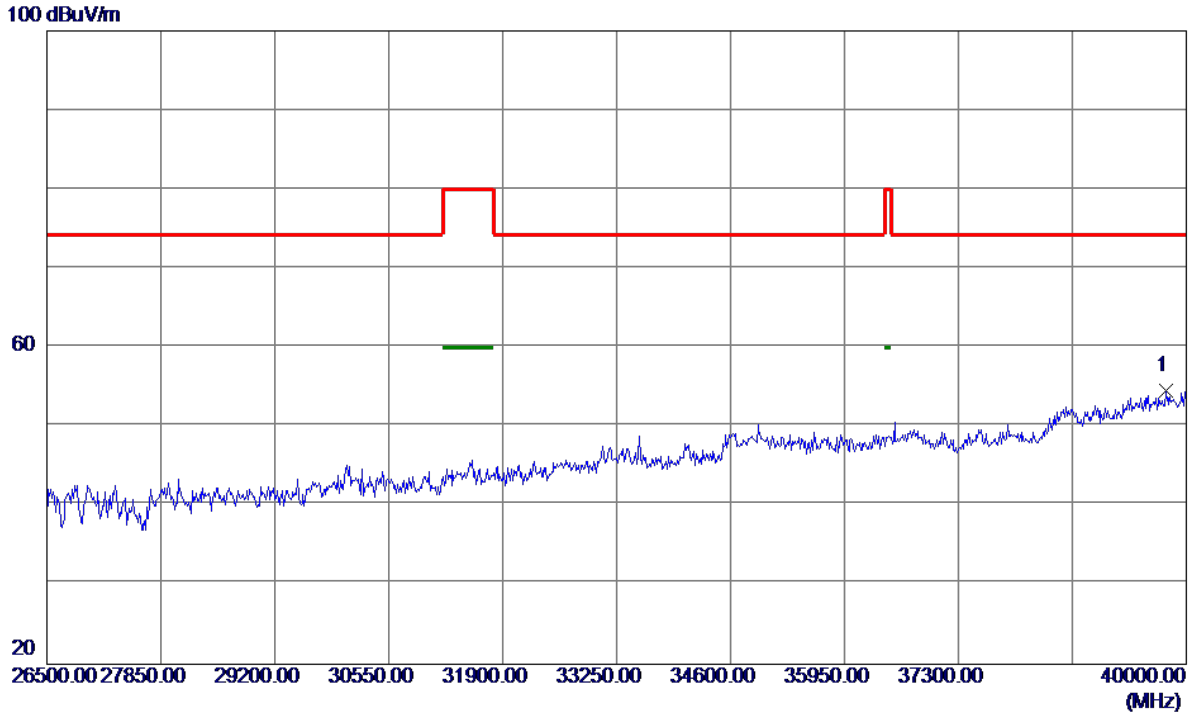
Vertical



No.	Freq. MHz	Reading Level dBuV/m	Correct Factor dB	Measure ment dBuV/m	Limit dBuV/m	Margin dB	Detector	Comment
1 *	26483.0000	28.57	26.03	54.60	74.30	-19.70	Peak	

Orthogonal Axis :	X
Test Mode :	UNII-2A/ TX N40 Mode 5270MHz

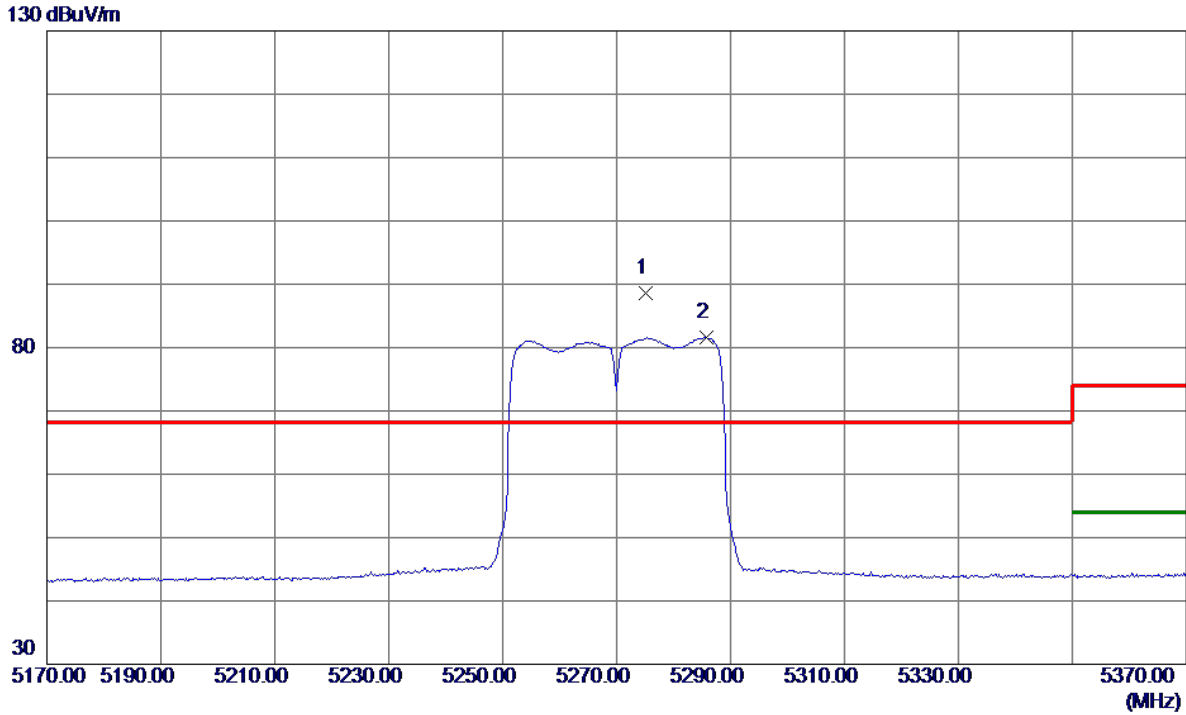
Vertical



No.	Freq. MHz	Reading Level dBuV/m	Correct Factor dB	Measure ment dBuV/m	Limit dBuV/m	Margin dB	Detector	Comment
1 *	39757.0000	38.99	15.50	54.49	74.30	-19.81	Peak	

Orthogonal Axis :	X
Test Mode :	UNII-2A/ TX N40 Mode 5270MHz

Horizontal

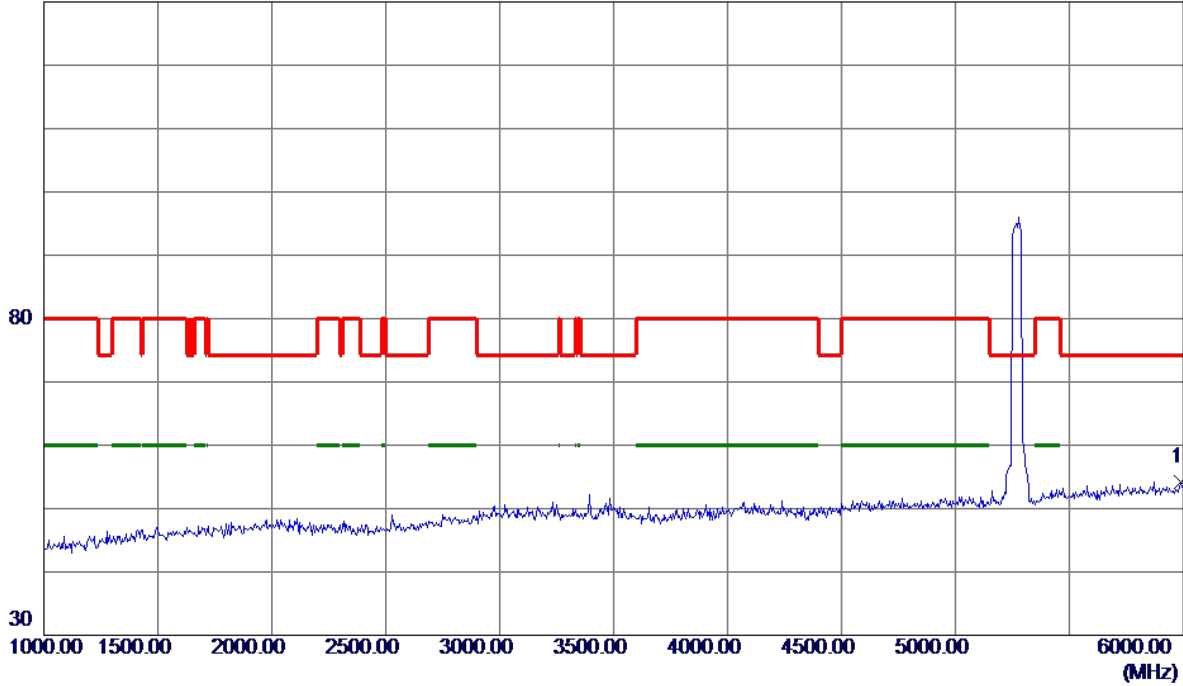


No.	Freq. MHz	Reading Level dBuV/m	Correct Factor dB	Measure ment dBuV/m	Limit dBuV/m	Margin dB	Detector	Comment
1 *	5275.2000	67.06	21.49	88.55	68.30	20.25	Peak	No Limit
2	5285.8000	60.05	21.52	81.57	999.00	-917.43	AVG	No Limit

Orthogonal Axis :	X
Test Mode :	UNII-2A/ TX N40 Mode 5270MHz

Horizontal

130 dBuV/m

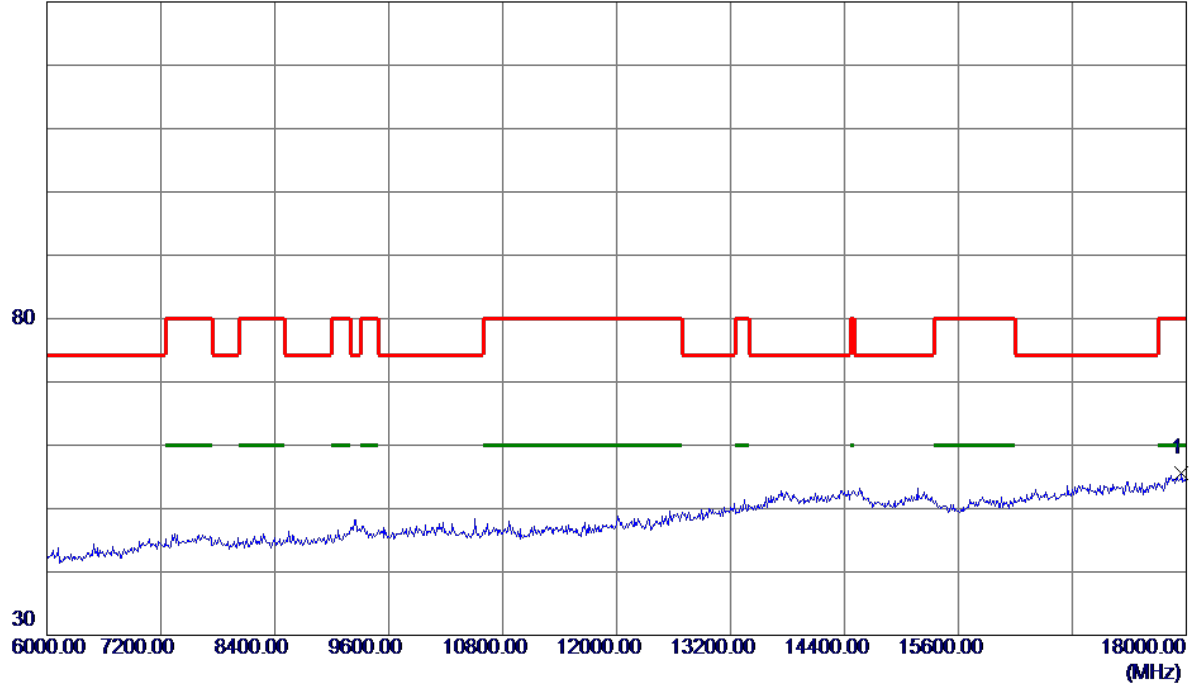


No.	Freq. MHz	Reading Level dBuV/m	Correct Factor dB	Measure ment dBuV/m	Limit dBuV/m	Margin dB	Detector	Comment
1 *	5990.0000	34.89	19.37	54.26	74.30	-20.04	Peak	

Orthogonal Axis :	X
Test Mode :	UNII-2A/ TX N40 Mode 5270MHz

Horizontal

130 dBuV/m

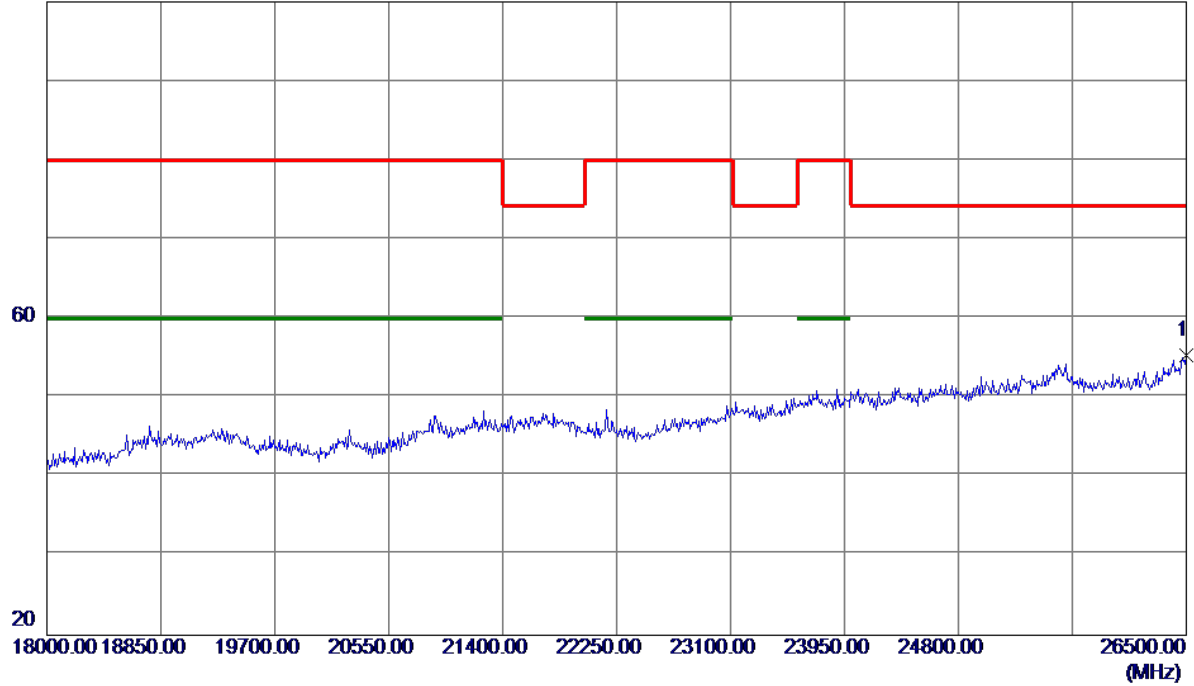


No.	Freq. MHz	Reading Level dBuV/m	Correct Factor dB	Measure ment dBuV/m	Limit dBuV/m	Margin dB	Detector	Comment
1 *	17952.0000	26.51	29.01	55.52	80.00	-24.48	Peak	

Orthogonal Axis :	X
Test Mode :	UNII-2A/ TX N40 Mode 5270MHz

Horizontal

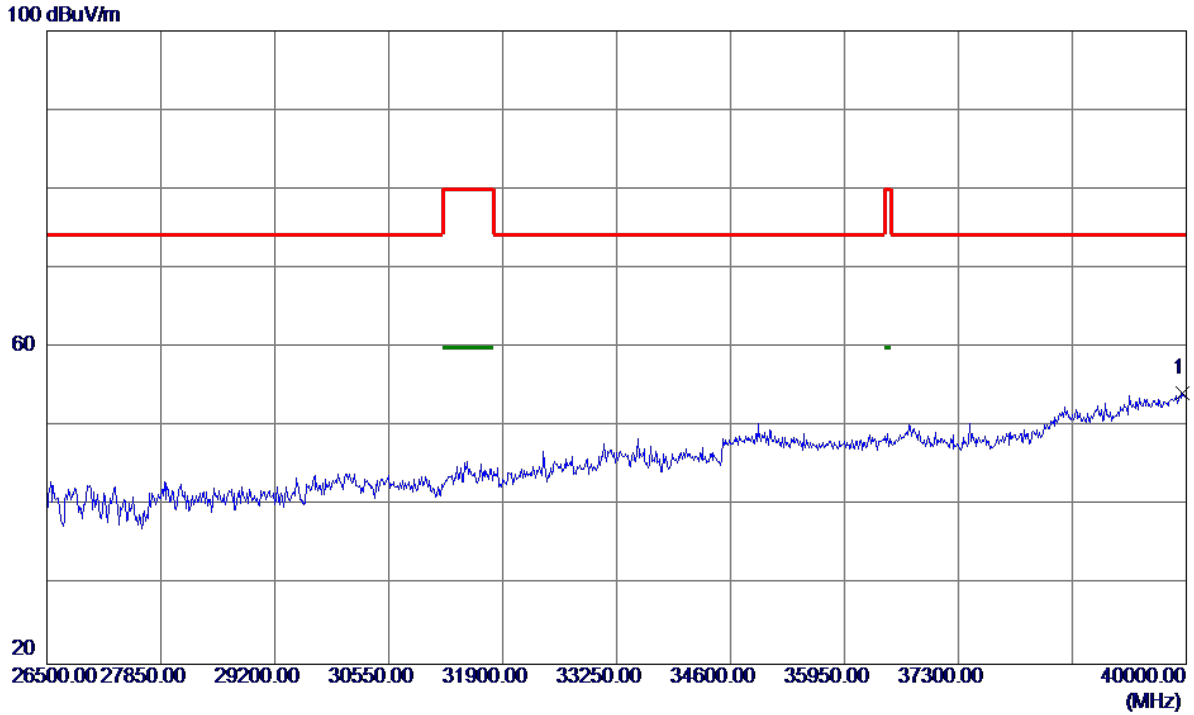
100 dBuV/m



No.	Freq. MHz	Reading Level dBuV/m	Correct Factor dB	Measure ment dBuV/m	Limit dBuV/m	Margin dB	Detector	Comment
1 *	26500.0000	29.22	26.12	55.34	74.30	-18.96	Peak	

Orthogonal Axis :	X
Test Mode :	UNII-2A/ TX N40 Mode 5270MHz

Horizontal

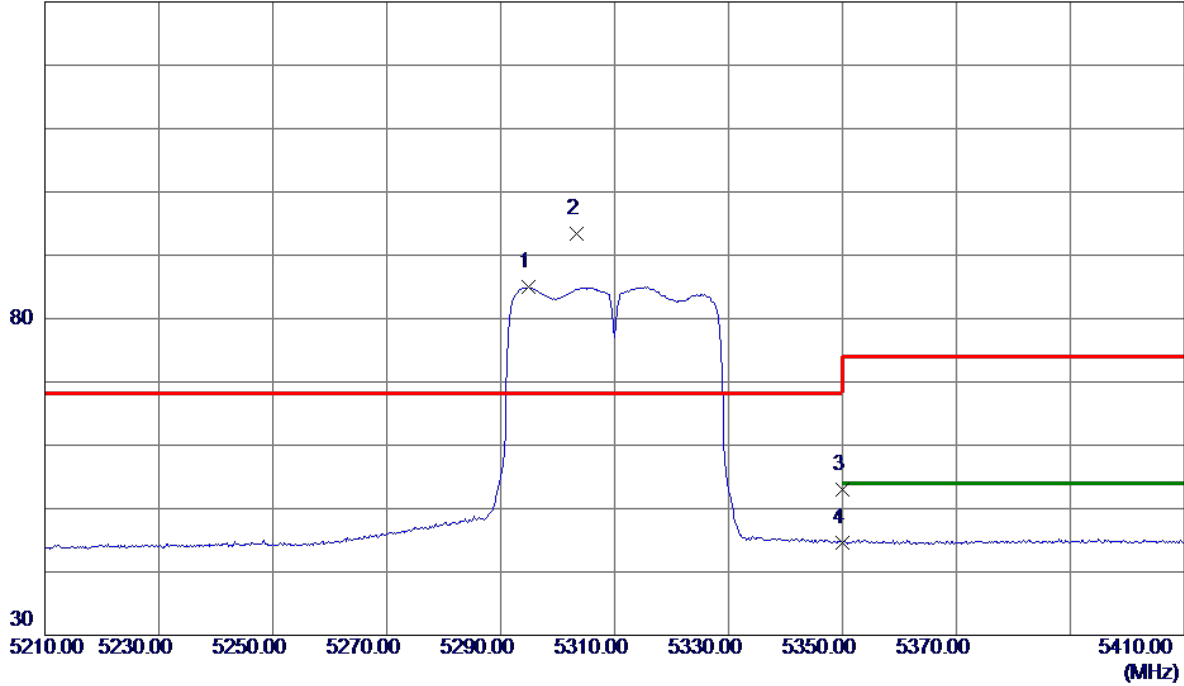


No.	Freq. MHz	Reading Level dBuV/m	Correct Factor dB	Measure ment dBuV/m	Limit dBuV/m	Margin dB	Detector	Comment
1 *	39959.5000	38.43	15.82	54.25	74.30	-20.05	Peak	

Orthogonal Axis :	X
Test Mode :	UNII-2A/ TX N40 Mode 5310MHz

Vertical

130 dBuV/m

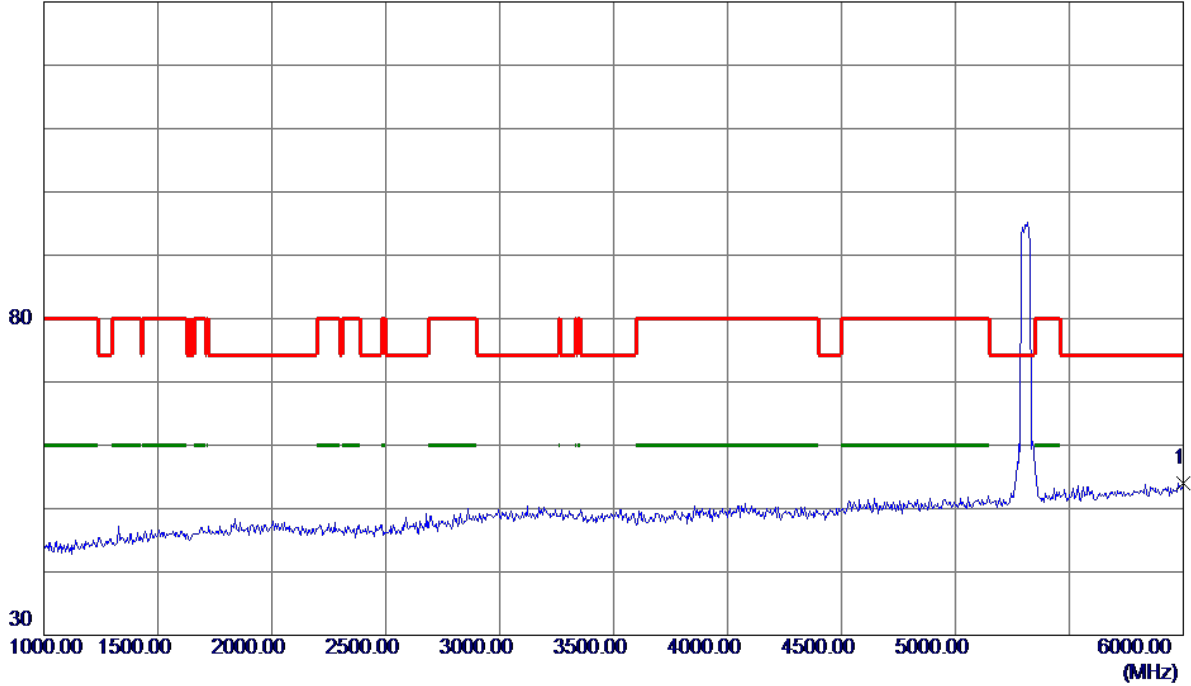


No.	Freq. MHz	Reading Level dBuV/m	Correct Factor dB	Measure ment dBuV/m	Limit dBuV/m	Margin dB	Detector	Comment
1	5294.8000	63.39	21.56	84.95	999.00	-914.05	AVG	No Limit
2 *	5303.4000	71.84	21.59	93.43	68.30	25.13	Peak	No Limit
3	5350.0000	31.18	21.76	52.94	74.00	-21.06	Peak	
4	5350.0000	22.87	21.76	44.63	999.00	-954.37	AVG	

Orthogonal Axis :	X
Test Mode :	UNII-2A/ TX N40 Mode 5310MHz

Vertical

130 dBuV/m

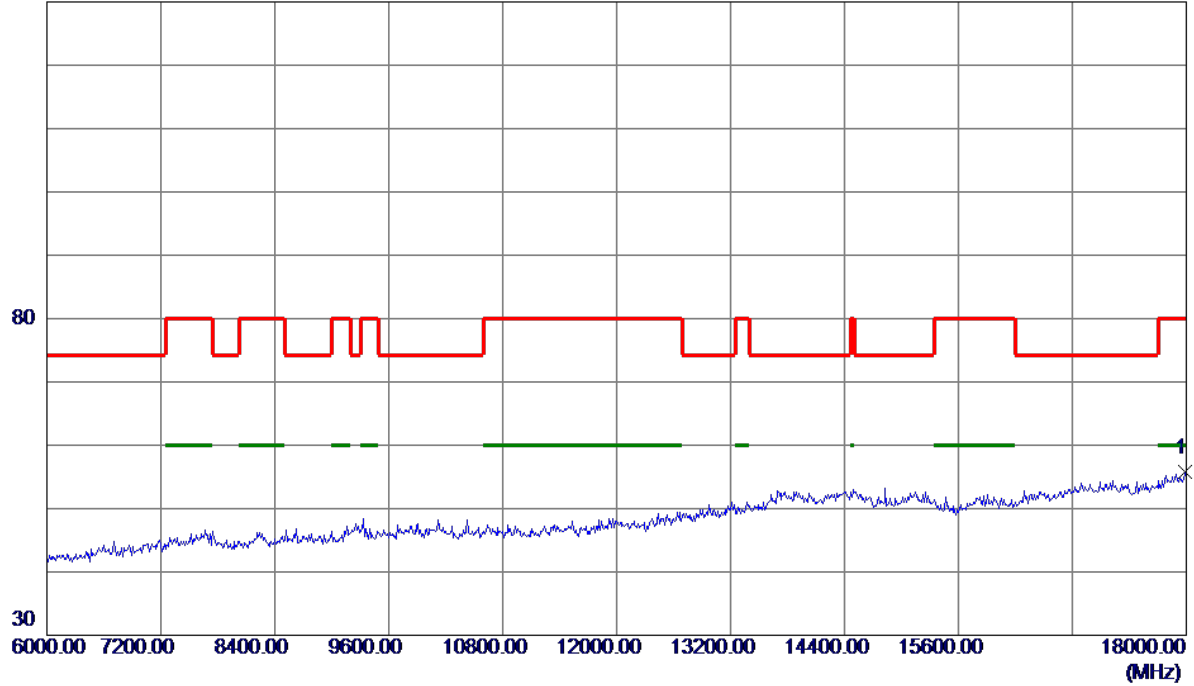


No.	Freq. MHz	Reading Level dBuV/m	Correct Factor dB	Measure ment dBuV/m	Limit dBuV/m	Margin dB	Detector	Comment
1 *	6000.0000	34.61	19.41	54.02	74.30	-20.28	Peak	

Orthogonal Axis :	X
Test Mode :	UNII-2A/ TX N40 Mode 5310MHz

Vertical

130 dBuV/m

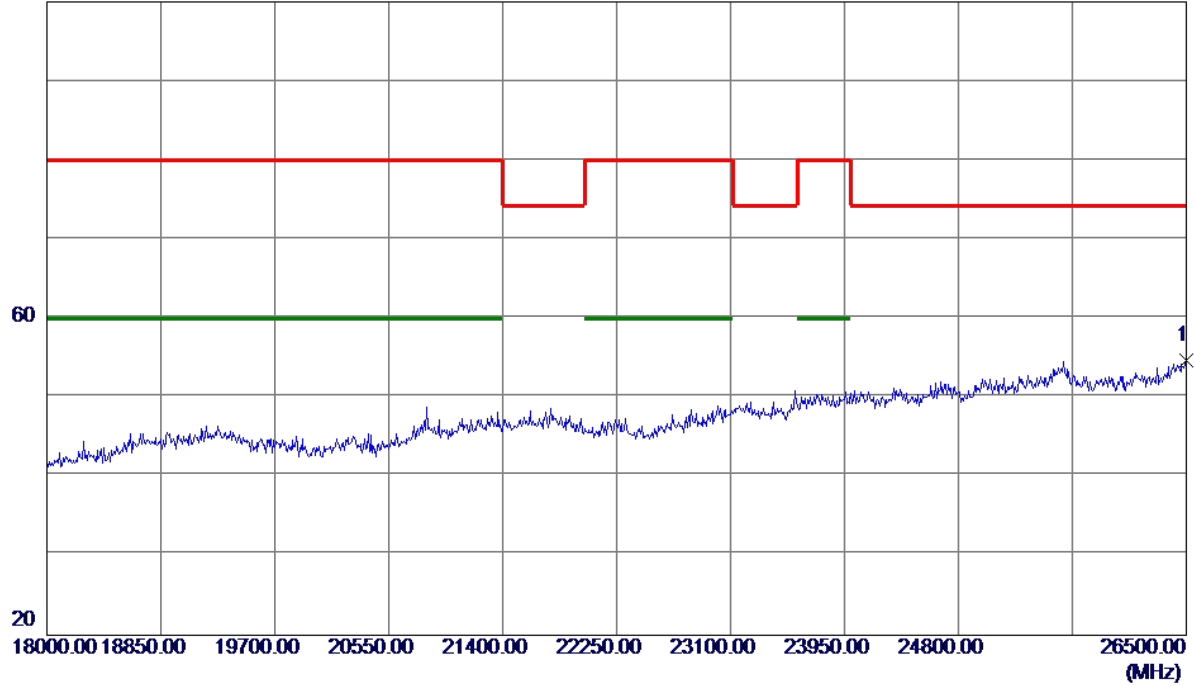


No.	Freq. MHz	Reading Level dBuV/m	Correct Factor dB	Measure ment dBuV/m	Limit dBuV/m	Margin dB	Detector	Comment
1 *	17988.0000	26.58	29.12	55.70	80.00	-24.30	Peak	

Orthogonal Axis :	X
Test Mode :	UNII-2A/ TX N40 Mode 5310MHz

Vertical

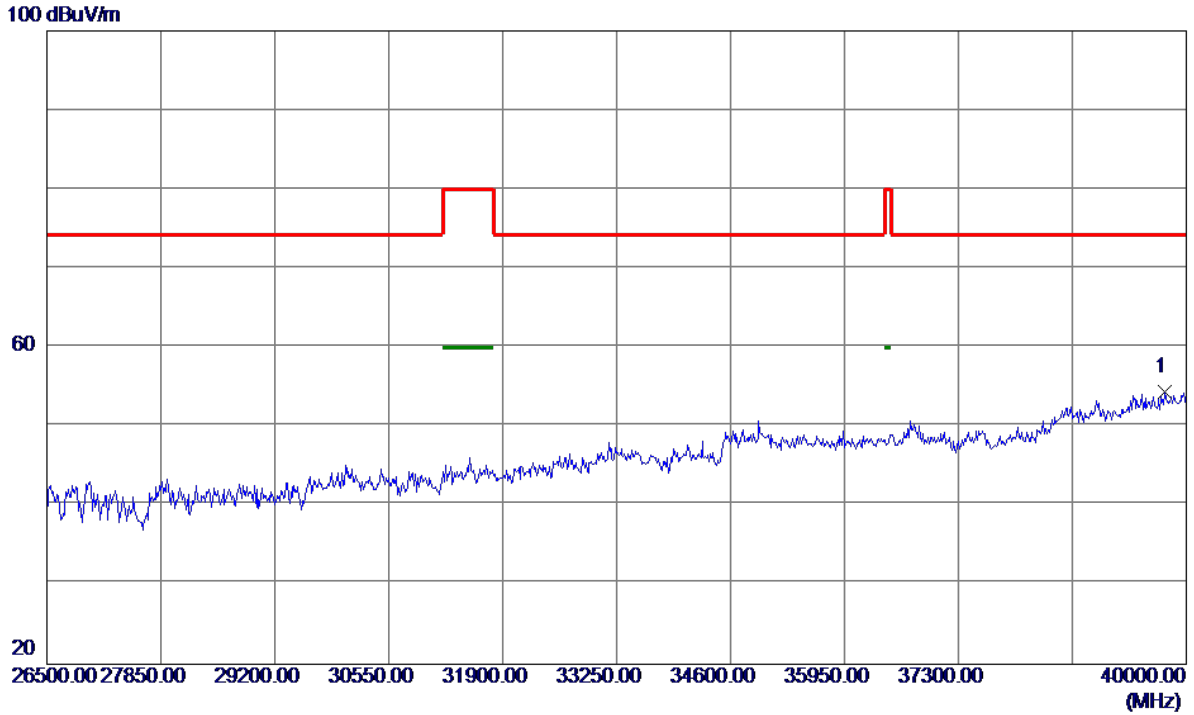
100 dBuV/m



No.	Freq. MHz	Reading Level dBuV/m	Correct Factor dB	Measure ment dBuV/m	Limit dBuV/m	Margin dB	Detector	Comment
1 *	26500.0000	28.56	26.12	54.68	74.30	-19.62	Peak	

Orthogonal Axis :	X
Test Mode :	UNII-2A/ TX N40 Mode 5310MHz

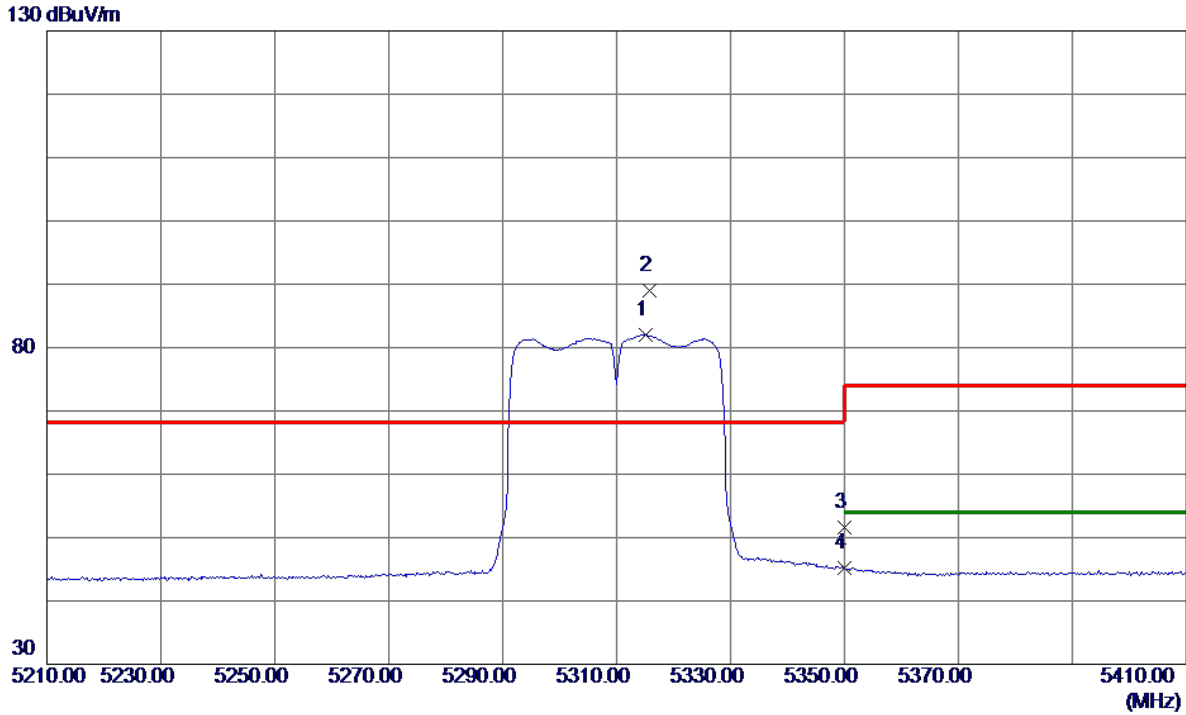
Vertical



No.	Freq. MHz	Reading Level dBuV/m	Correct Factor dB	Measure ment dBuV/m	Limit dBuV/m	Margin dB	Detector	Comment
1 *	39743.5000	38.88	15.47	54.35	74.30	-19.95	Peak	

Orthogonal Axis :	X
Test Mode :	UNII-2A/ TX N40 Mode 5310MHz

Horizontal

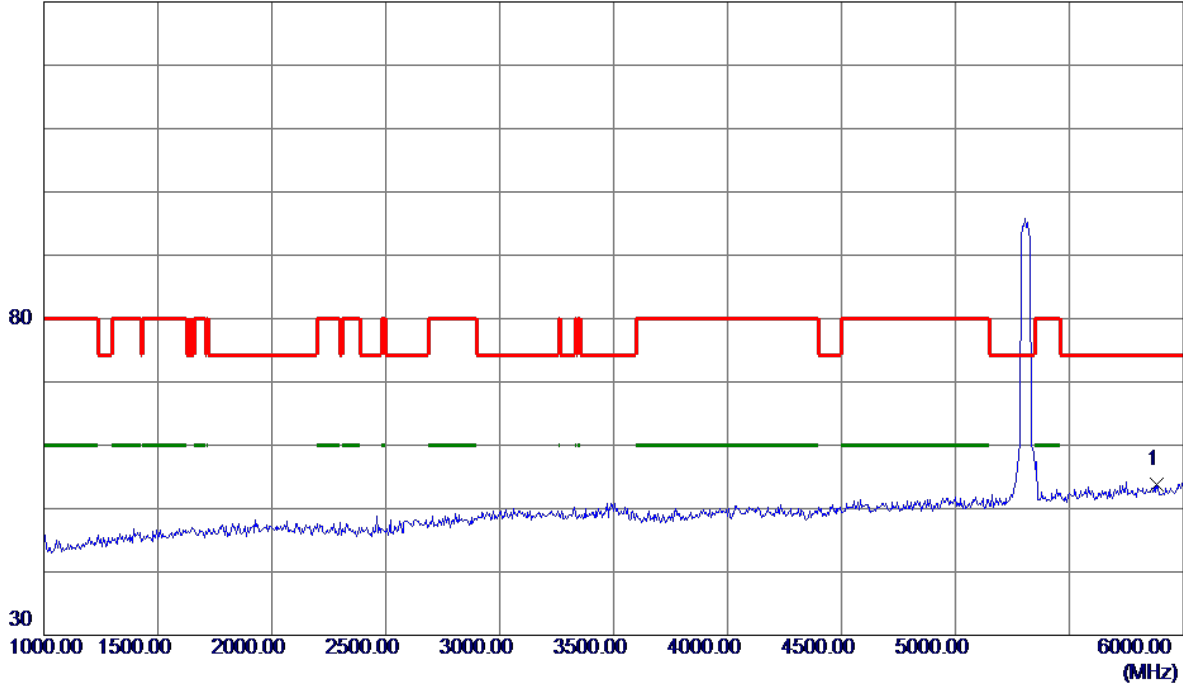


No.	Freq. MHz	Reading Level dBuV/m	Correct Factor dB	Measure ment dBuV/m	Limit dBuV/m	Margin dB	Detector	Comment
1	5315.2000	60.38	21.63	82.01	999.00	-916.99	AVG	No Limit
2 *	5315.8000	67.28	21.63	88.91	68.30	20.61	Peak	No Limit
3	5350.0000	29.89	21.76	51.65	74.00	-22.35	Peak	
4	5350.0000	23.44	21.76	45.20	999.00	-953.80	AVG	

Orthogonal Axis :	X
Test Mode :	UNII-2A/ TX N40 Mode 5310MHz

Horizontal

130 dBuV/m

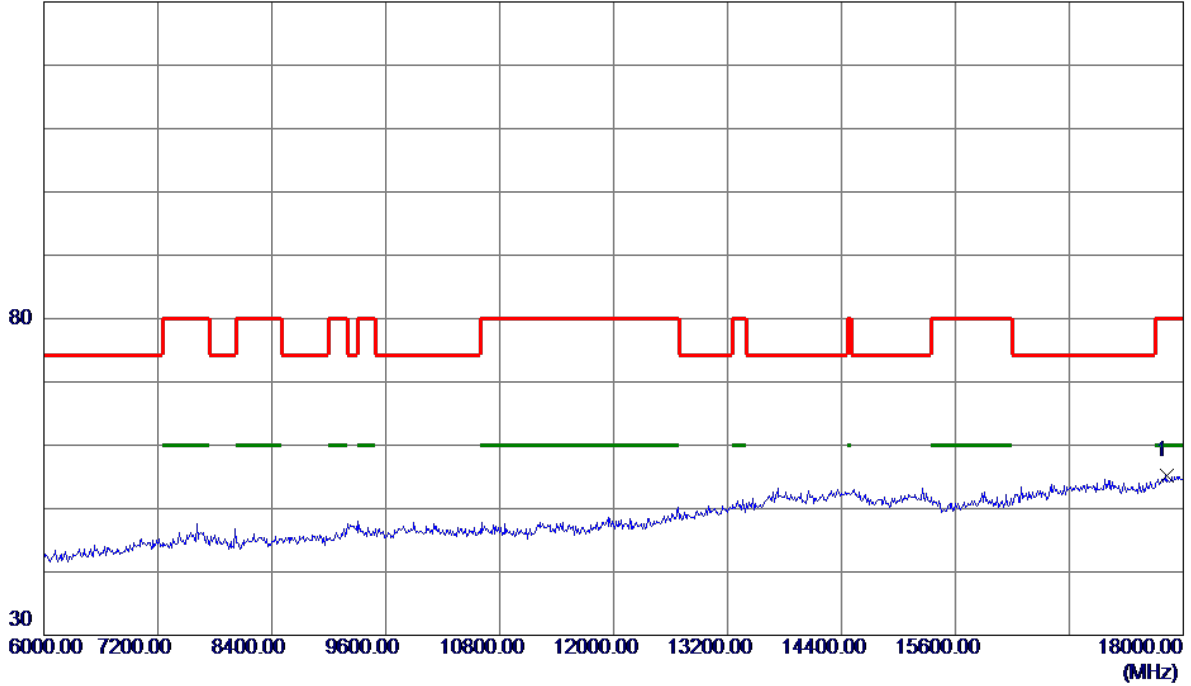


No.	Freq. MHz	Reading Level dBuV/m	Correct Factor dB	Measure ment dBuV/m	Limit dBuV/m	Margin dB	Detector	Comment
1 *	5885.0000	34.77	19.00	53.77	74.30	-20.53	Peak	

Orthogonal Axis :	X
Test Mode :	UNII-2A/ TX N40 Mode 5310MHz

Horizontal

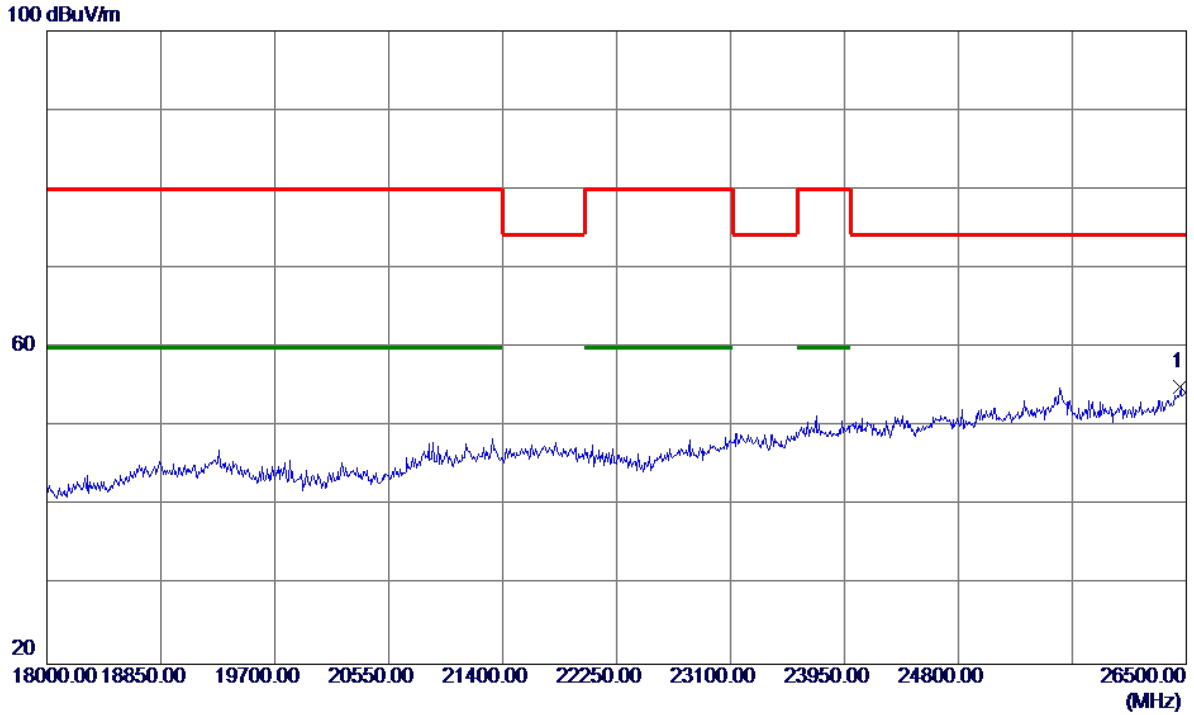
130 dBuV/m



No.	Freq. MHz	Reading Level dBuV/m	Correct Factor dB	Measure ment dBuV/m	Limit dBuV/m	Margin dB	Detector	Comment
1 *	17820.0000	26.66	28.58	55.24	80.00	-24.76	Peak	

Orthogonal Axis :	X
Test Mode :	UNII-2A/ TX N40 Mode 5310MHz

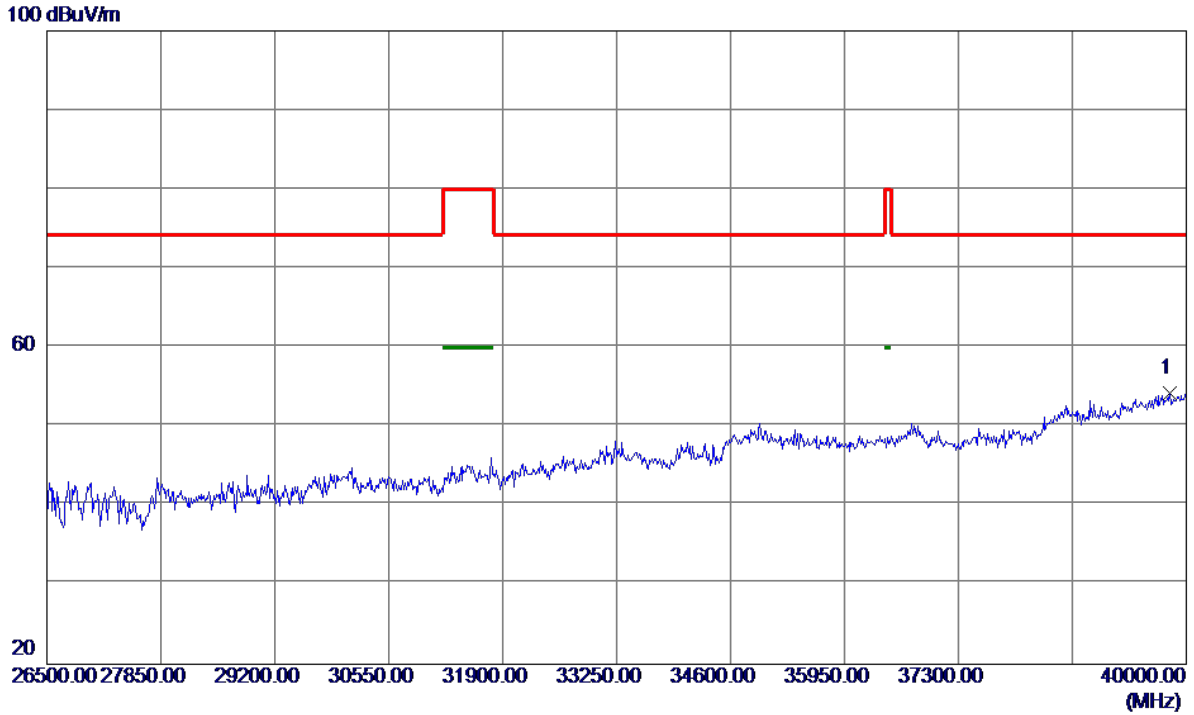
Horizontal



No.	Freq. MHz	Reading Level dBuV/m	Correct Factor dB	Measure ment dBuV/m	Limit dBuV/m	Margin dB	Detector	Comment
1 *	26457.5000	29.08	25.90	54.98	74.30	-19.32	Peak	

Orthogonal Axis :	X
Test Mode :	UNII-2A/ TX N40 Mode 5310MHz

Horizontal

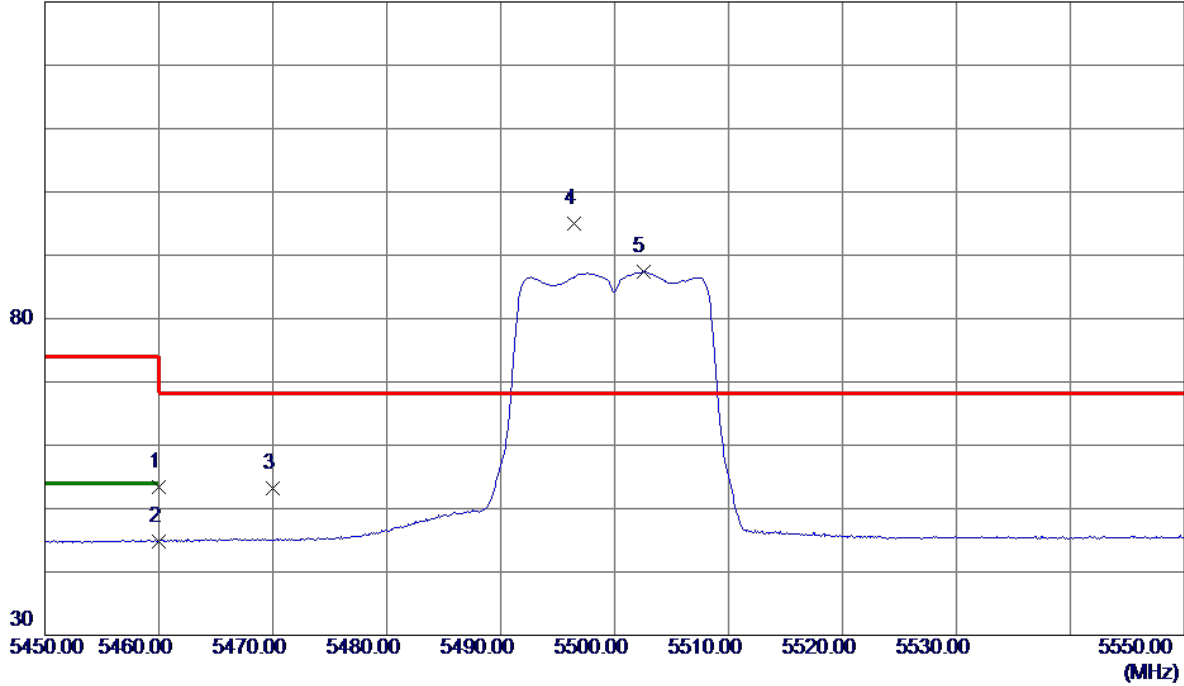


No.	Freq. MHz	Reading Level dBuV/m	Correct Factor dB	Measure ment dBuV/m	Limit dBuV/m	Margin dB	Detector	Comment
1 *	39811.0000	38.62	15.58	54.20	74.30	-20.10	Peak	

Orthogonal Axis :	X
Test Mode :	UNII-2C/ TX A Mode 5500MHz

Vertical

130 dBuV/m

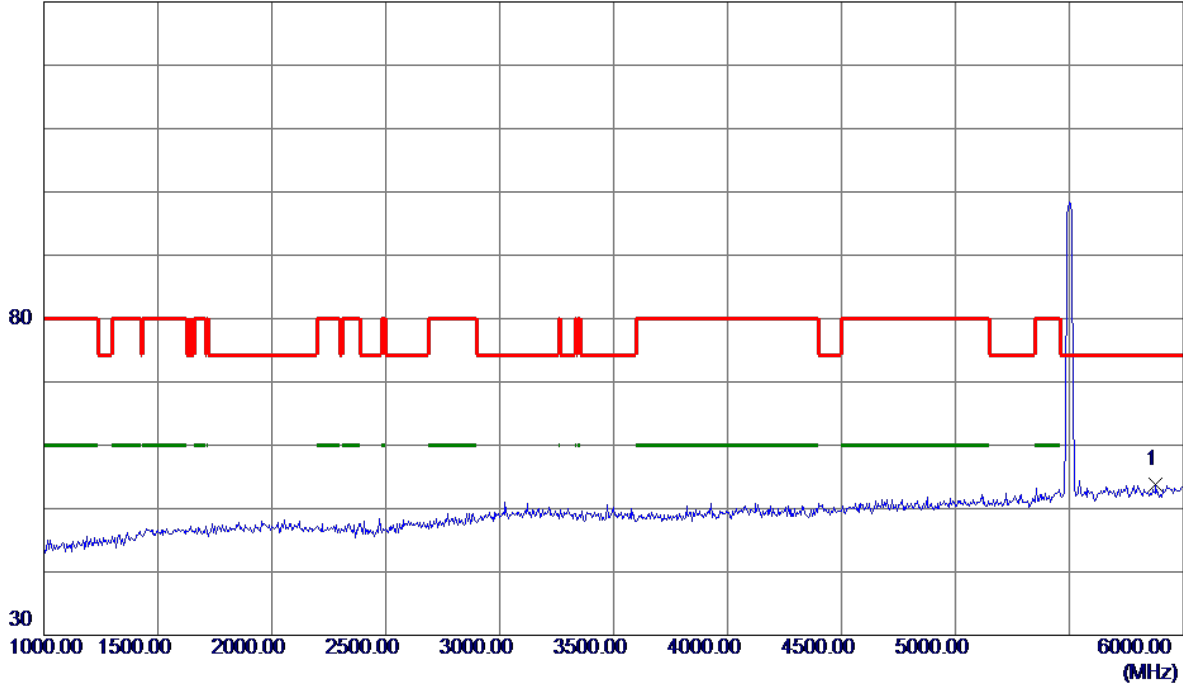


No.	Freq. MHz	Reading Level dBuV/m	Correct Factor dB	Measure ment dBuV/m	Limit dBuV/m	Margin dB	Detector	Comment
1	5460.0000	31.30	22.16	53.46	74.00	-20.54	Peak	
2	5460.0000	22.67	22.16	44.83	54.00	-9.17	AVG	
3	5470.0000	30.98	22.19	53.17	68.30	-15.13	Peak	
4 *	5496.4000	72.73	22.29	95.02	68.30	26.72	Peak	No Limit
5	5502.5000	65.13	22.31	87.44	999.00	-911.56	AVG	No Limit

Orthogonal Axis :	X
Test Mode :	UNII-2C/ TX A Mode 5500MHz

Vertical

130 dBuV/m

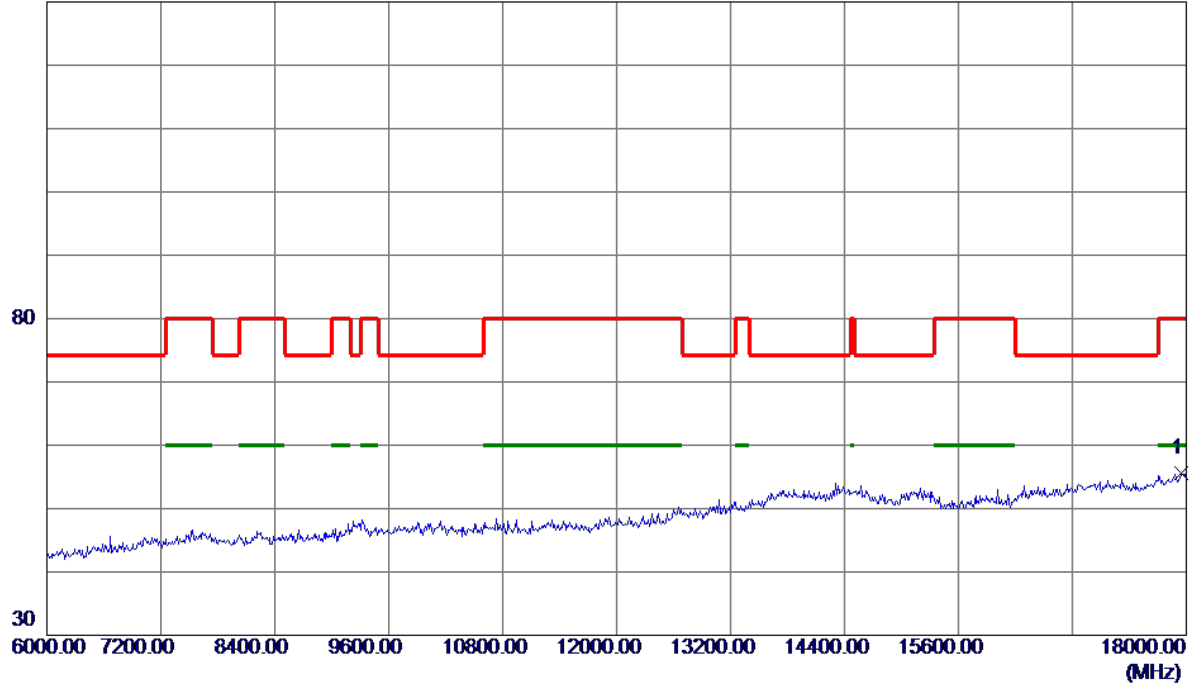


No.	Freq. MHz	Reading Level dBuV/m	Correct Factor dB	Measure ment dBuV/m	Limit dBuV/m	Margin dB	Detector	Comment
1 *	5880.0000	34.74	18.99	53.73	74.30	-20.57	Peak	

Orthogonal Axis :	X
Test Mode :	UNII-2C/ TX A Mode 5500MHz

Vertical

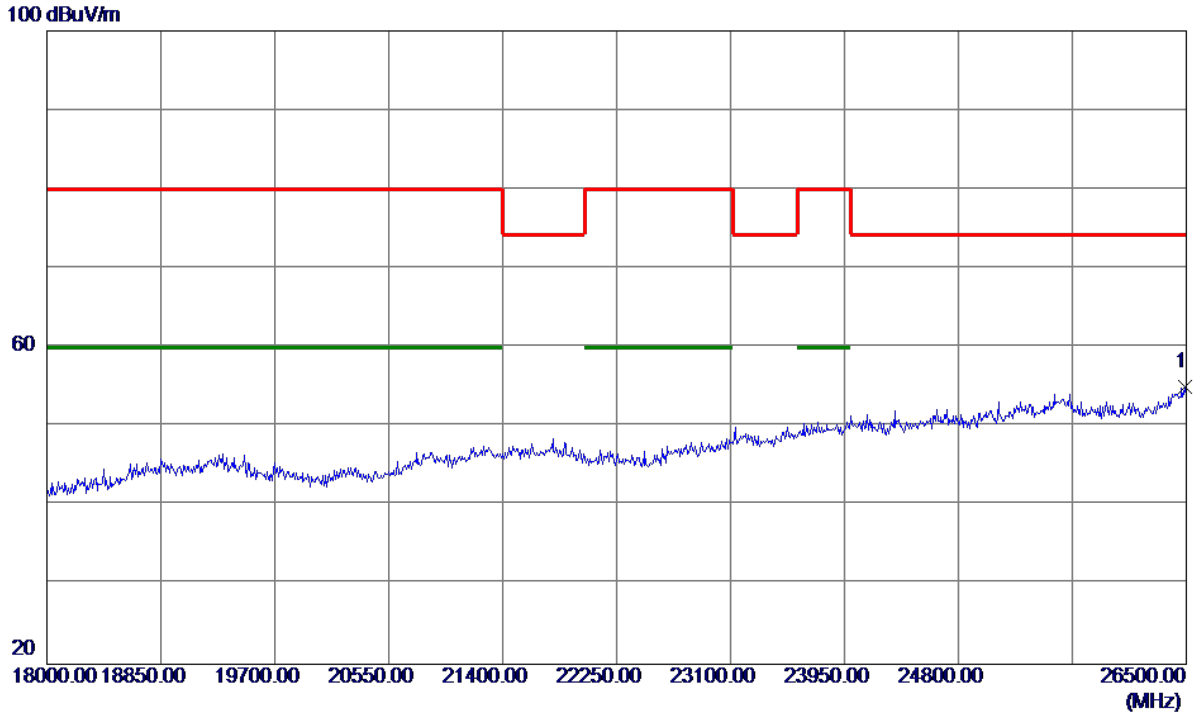
130 dBuV/m



No.	Freq. MHz	Reading Level dBuV/m	Correct Factor dB	Measure ment dBuV/m	Limit dBuV/m	Margin dB	Detector	Comment
1 *	17952.0000	26.59	29.01	55.60	80.00	-24.40	Peak	

Orthogonal Axis :	X
Test Mode :	UNII-2C/ TX A Mode 5500MHz

Vertical

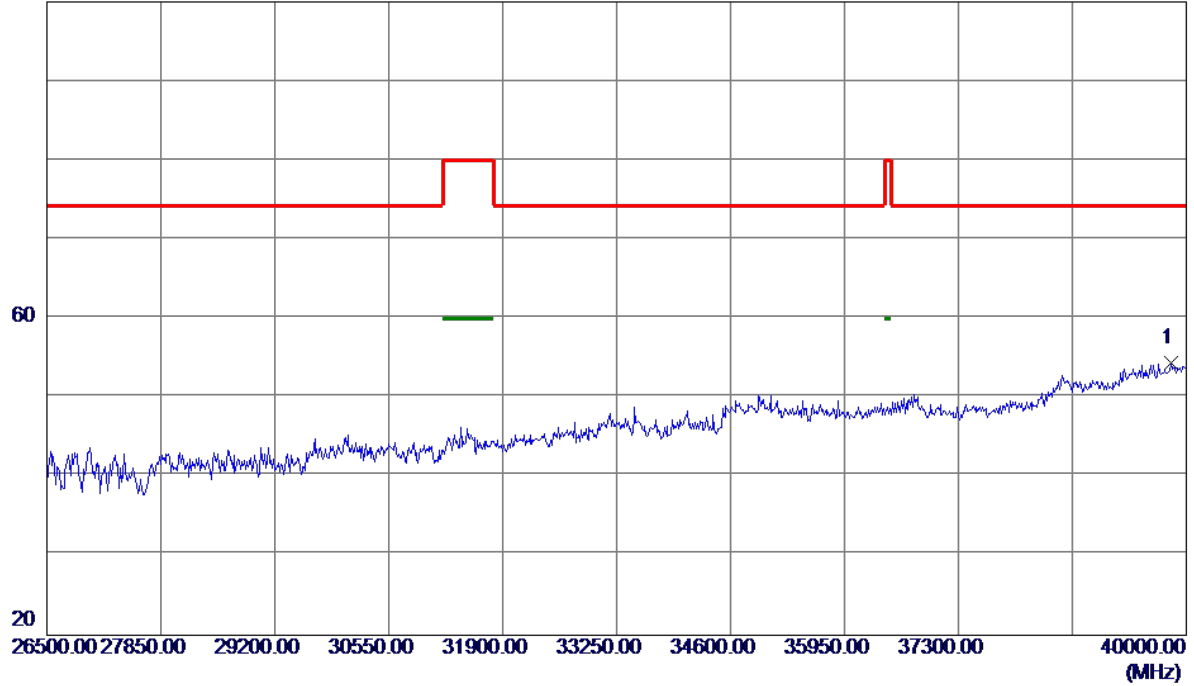


No.	Freq. MHz	Reading Level dBuV/m	Correct Factor dB	Measure ment dBuV/m	Limit dBuV/m	Margin dB	Detector	Comment
1 *	26491.5000	28.99	26.07	55.06	74.30	-19.24	Peak	

Orthogonal Axis :	X
Test Mode :	UNII-2C/ TX A Mode 5500MHz

Vertical

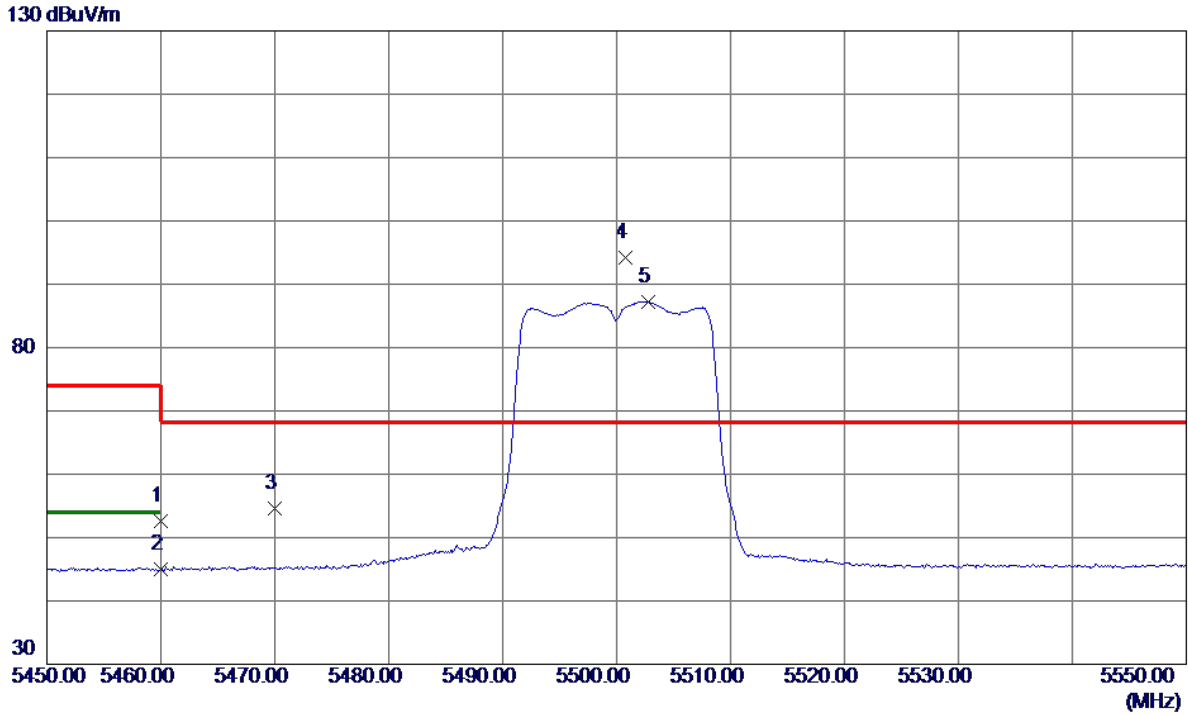
100 dBuV/m



No.	Freq. MHz	Reading Level dBuV/m	Correct Factor dB	Measure ment dBuV/m	Limit dBuV/m	Margin dB	Detector	Comment
1 *	39824.5000	38.81	15.61	54.42	74.30	-19.88	Peak	

Orthogonal Axis :	X
Test Mode :	UNII-2C/ TX A Mode 5500MHz

Horizontal

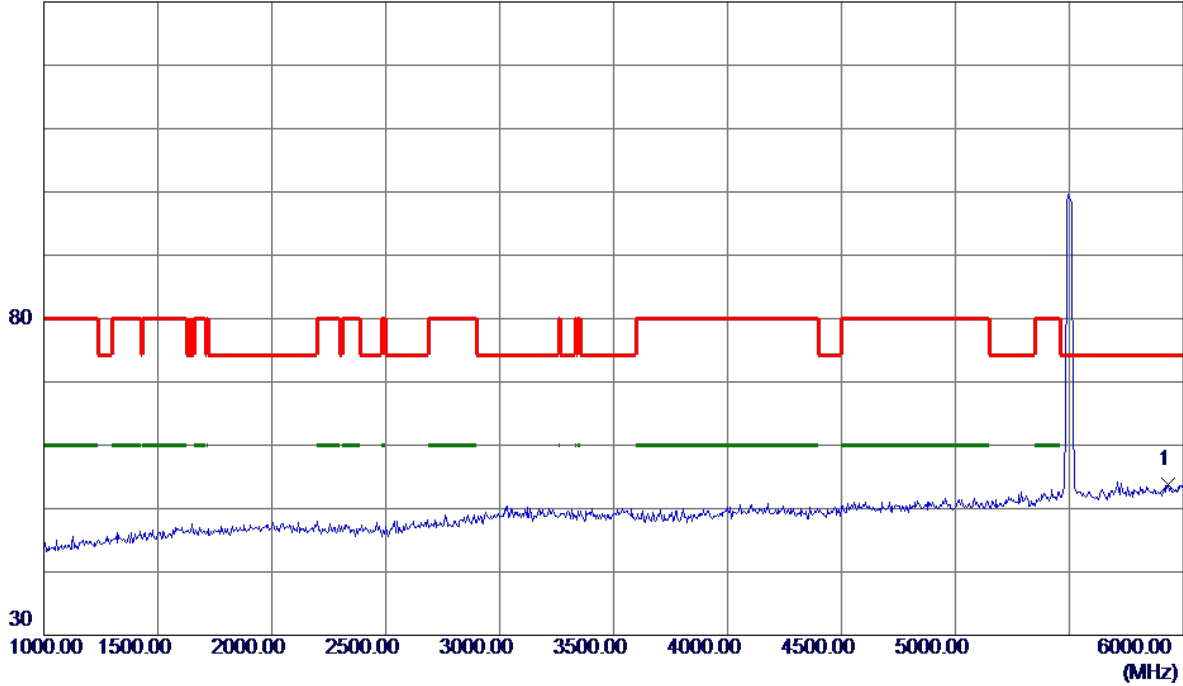


No.	Freq. MHz	Reading Level dBuV/m	Correct Factor dB	Measure ment dBuV/m	Limit dBuV/m	Margin dB	Detector	Comment
1	5460.0000	30.51	22.16	52.67	74.00	-21.33	Peak	
2	5460.0000	22.81	22.16	44.97	54.00	-9.03	AVG	
3	5470.0000	32.35	22.19	54.54	68.30	-13.76	Peak	
4 *	5500.8000	71.87	22.30	94.17	68.30	25.87	Peak	No Limit
5	5502.8000	64.96	22.31	87.27	999.00	-911.73	AVG	No Limit

Orthogonal Axis :	X
Test Mode :	UNII-2C/ TX A Mode 5500MHz

Horizontal

130 dBuV/m

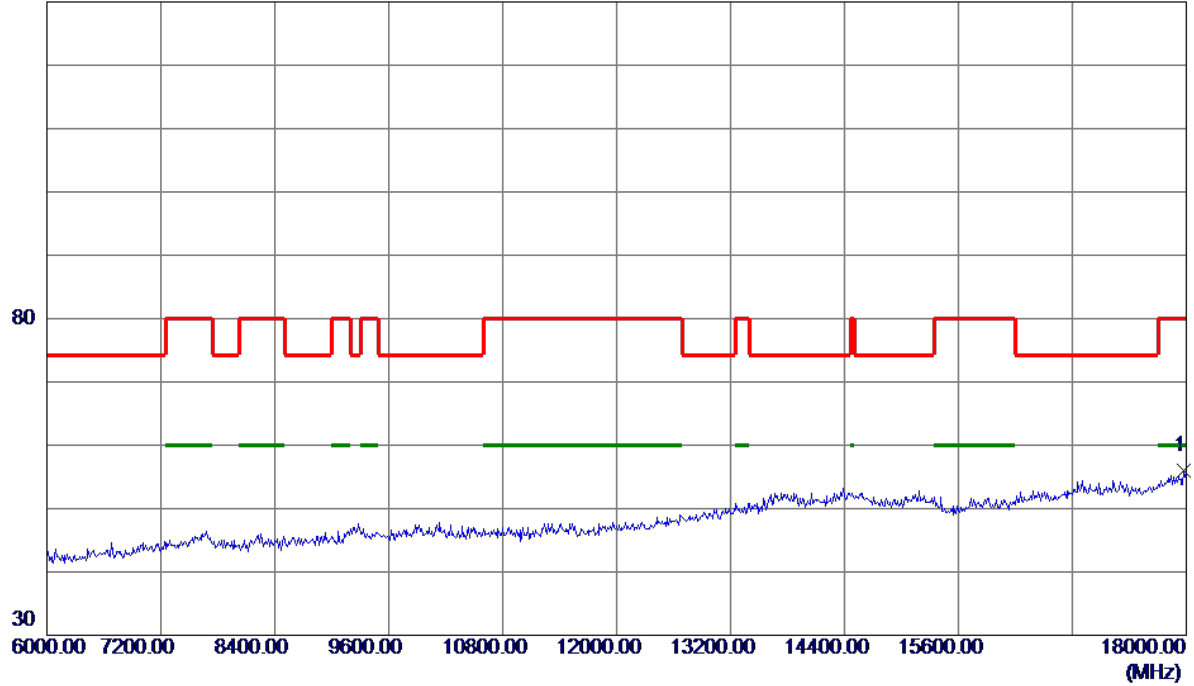


No.	Freq. MHz	Reading Level dBuV/m	Correct Factor dB	Measure ment dBuV/m	Limit dBuV/m	Margin dB	Detector	Comment
1 *	5935.0000	34.54	19.18	53.72	74.30	-20.58	Peak	

Orthogonal Axis :	X
Test Mode :	UNII-2C/ TX A Mode 5500MHz

Horizontal

130 dBuV/m

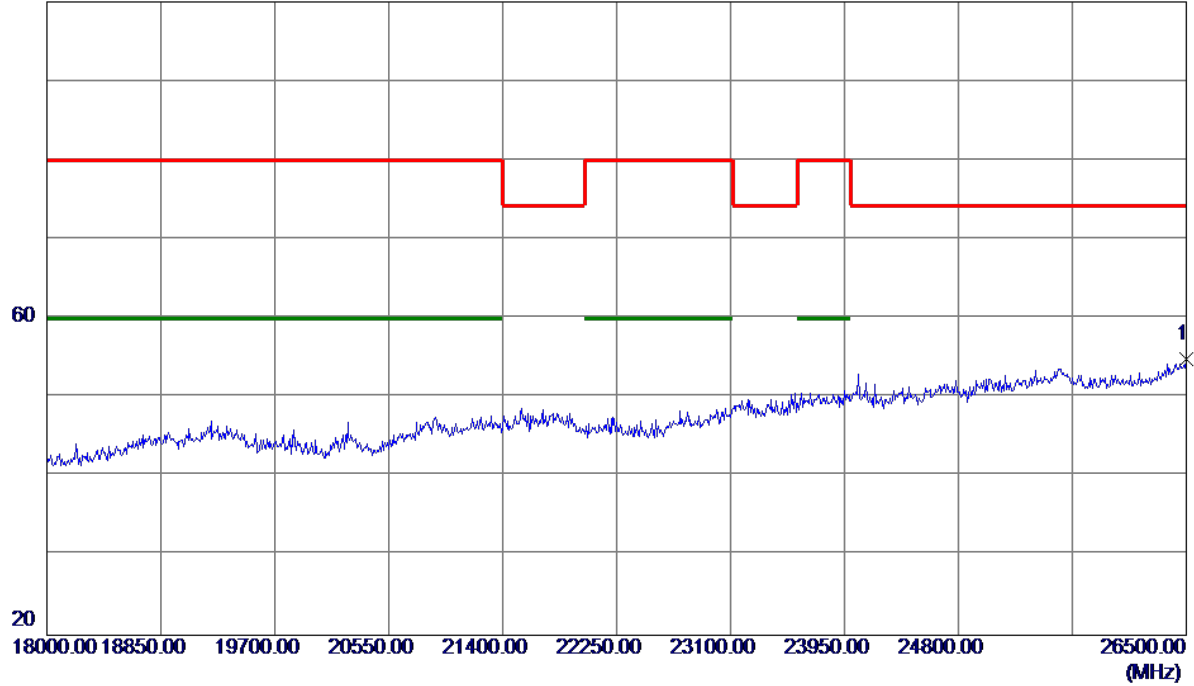


No.	Freq. MHz	Reading Level dBuV/m	Correct Factor dB	Measure ment dBuV/m	Limit dBuV/m	Margin dB	Detector	Comment
1 *	17976.0000	26.86	29.08	55.94	80.00	-24.06	Peak	

Orthogonal Axis :	X
Test Mode :	UNII-2C/ TX A Mode 5500MHz

Horizontal

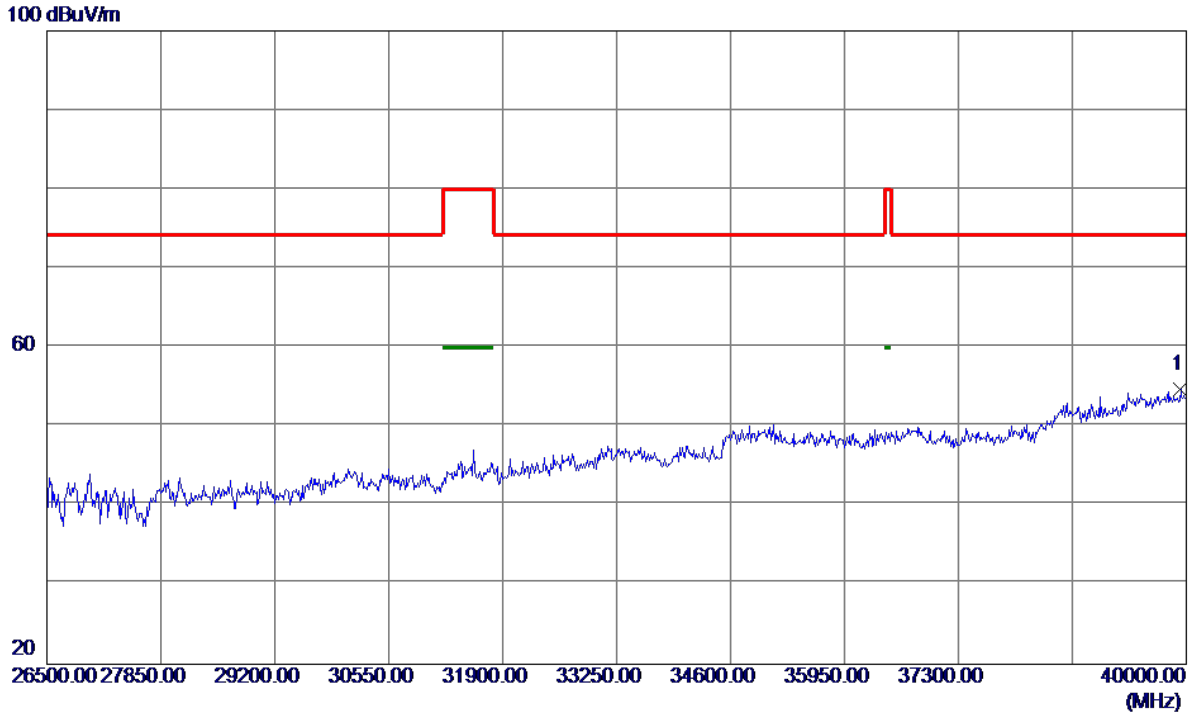
100 dBuV/m



No.	Freq. MHz	Reading Level dBuV/m	Correct Factor dB	Measure ment dBuV/m	Limit dBuV/m	Margin dB	Detector	Comment
1 *	26500.0000	28.70	26.12	54.82	74.30	-19.48	Peak	

Orthogonal Axis :	X
Test Mode :	UNII-2C/ TX A Mode 5500MHz

Horizontal

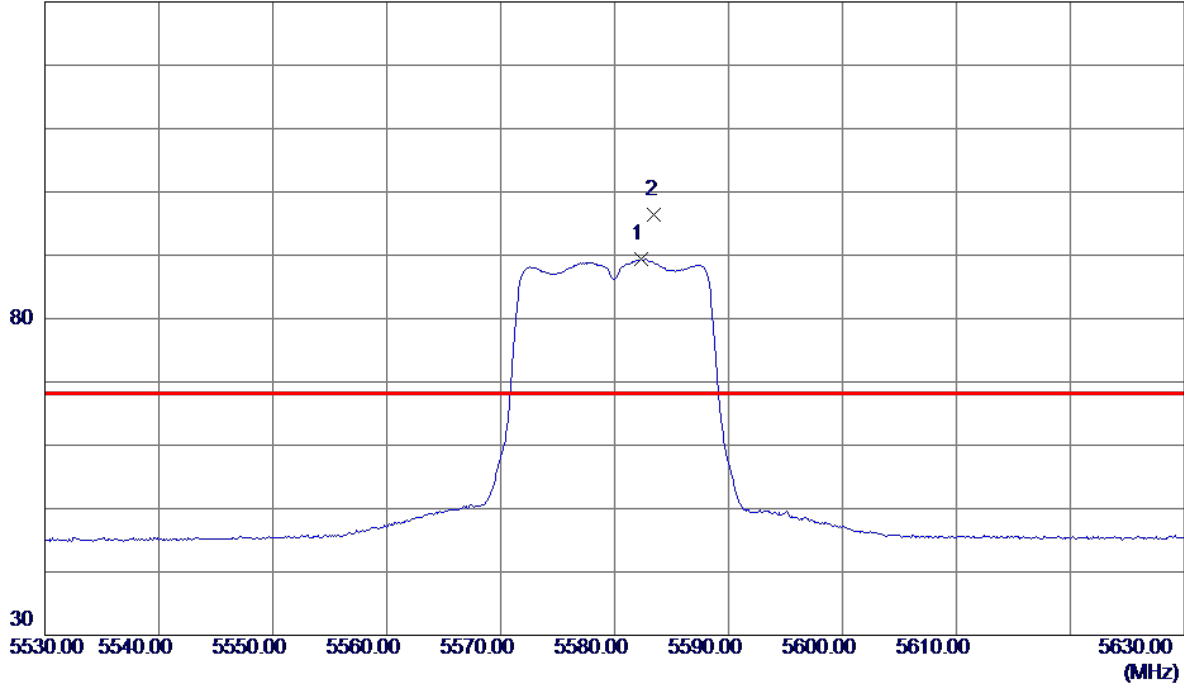


No.	Freq. MHz	Reading Level dBuV/m	Correct Factor dB	Measure ment dBuV/m	Limit dBuV/m	Margin dB	Detector	Comment
1 *	39932.5000	38.87	15.78	54.65	74.30	-19.65	Peak	

Orthogonal Axis :	X
Test Mode :	UNII-2C/ TX A Mode 5580MHz

Vertical

130 dBuV/m

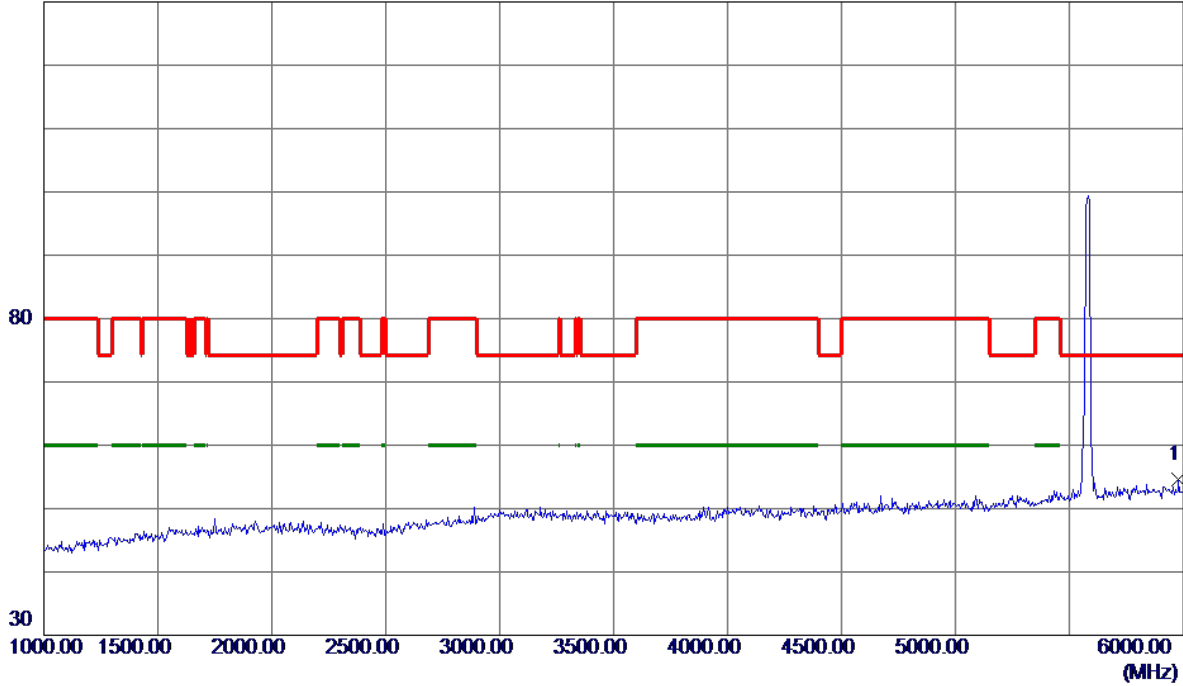


No.	Freq. MHz	Reading Level dBuV/m	Correct Factor dB	Measure ment dBuV/m	Limit dBuV/m	Margin dB	Detector	Comment
1	5582.3000	66.69	22.63	89.32	999.00	-909.68	AVG	No Limit
2 *	5583.5000	73.73	22.63	96.36	68.30	28.06	Peak	No Limit

Orthogonal Axis :	X
Test Mode :	UNII-2C/ TX A Mode 5580MHz

Vertical

130 dBuV/m

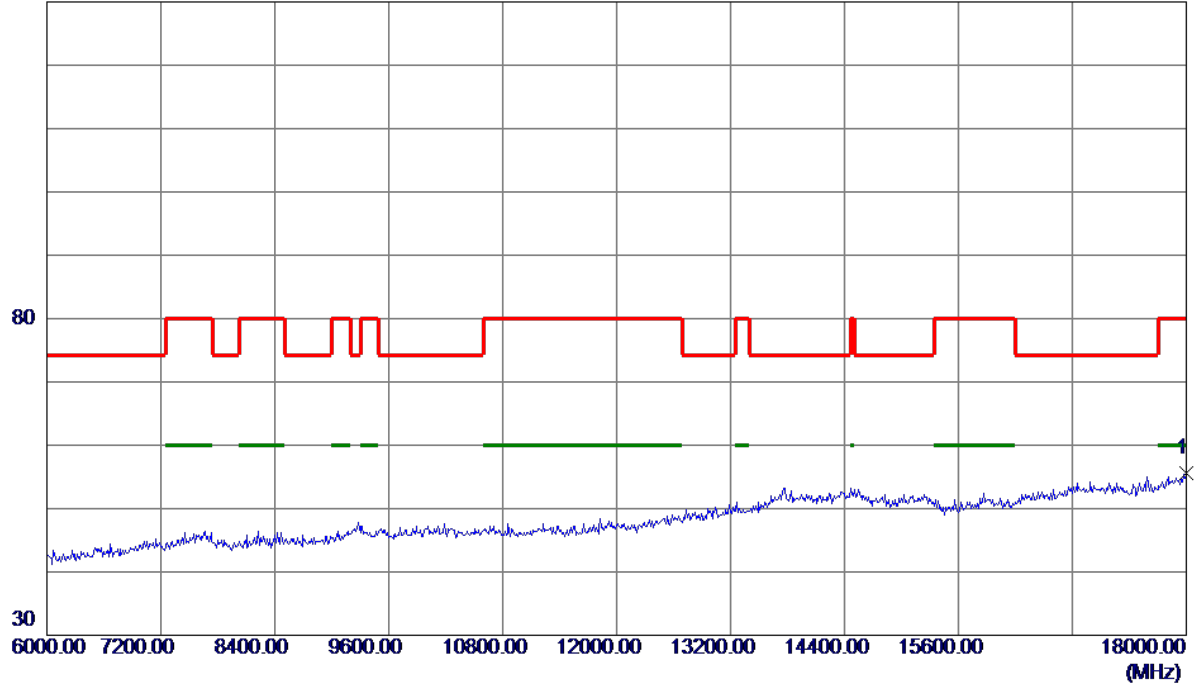


No.	Freq. MHz	Reading Level dBuV/m	Correct Factor dB	Measure ment dBuV/m	Limit dBuV/m	Margin dB	Detector	Comment
1 *	5980.0000	35.25	19.34	54.59	74.30	-19.71	Peak	

Orthogonal Axis :	X
Test Mode :	UNII-2C/ TX A Mode 5580MHz

Vertical

130 dBuV/m

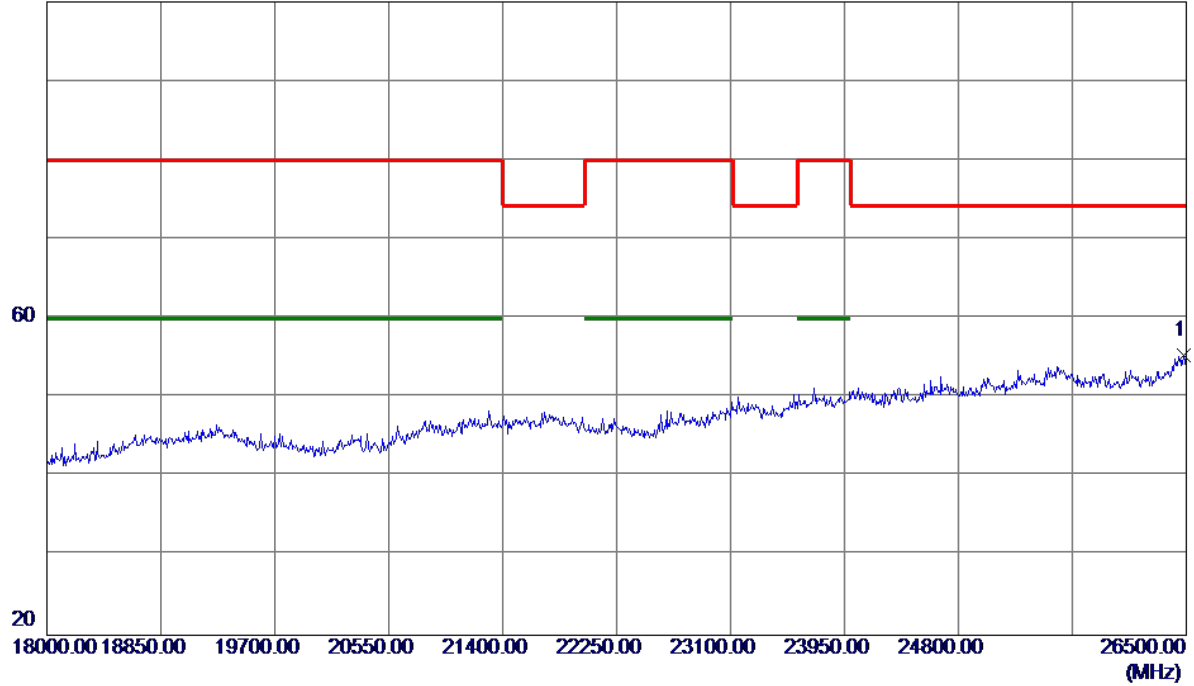


No.	Freq. MHz	Reading Level dBuV/m	Correct Factor dB	Measure ment dBuV/m	Limit dBuV/m	Margin dB	Detector	Comment
1 *	18000.0000	26.38	29.16	55.54	80.00	-24.46	Peak	

Orthogonal Axis :	X
Test Mode :	UNII-2C/ TX A Mode 5580MHz

Vertical

100 dBuV/m

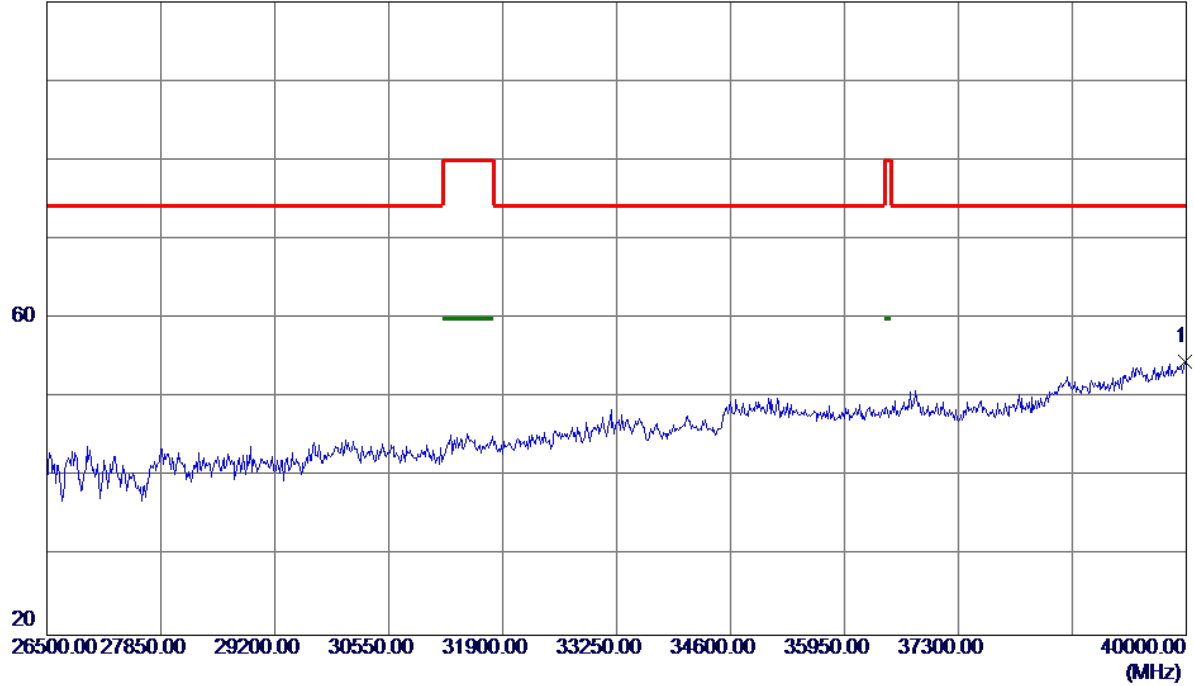


No.	Freq. MHz	Reading Level dBuV/m	Correct Factor dB	Measure ment dBuV/m	Limit dBuV/m	Margin dB	Detector	Comment
1 *	26483.0000	29.26	26.03	55.29	74.30	-19.01	Peak	

Orthogonal Axis :	X
Test Mode :	UNII-2C/ TX A Mode 5580MHz

Vertical

100 dBuV/m

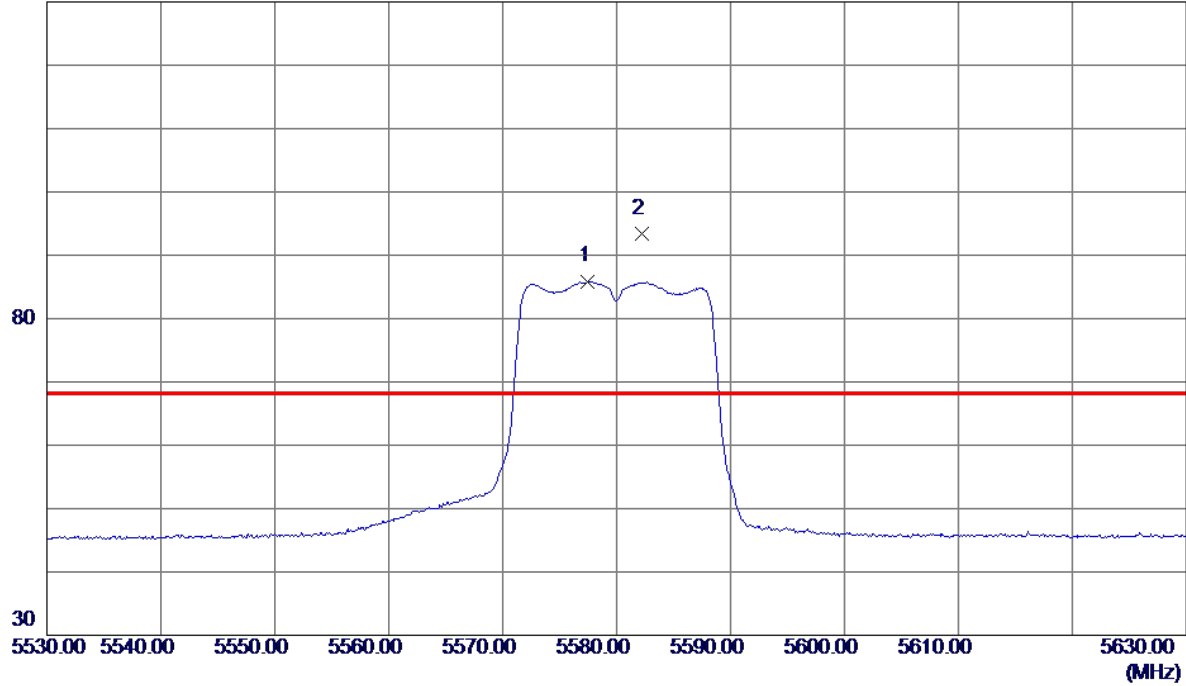


No.	Freq. MHz	Reading Level dBuV/m	Correct Factor dB	Measure ment dBuV/m	Limit dBuV/m	Margin dB	Detector	Comment
1 *	39986.5000	38.62	15.87	54.49	74.30	-19.81	Peak	

Orthogonal Axis :	X
Test Mode :	UNII-2C/ TX A Mode 5580MHz

Horizontal

130 dBuV/m

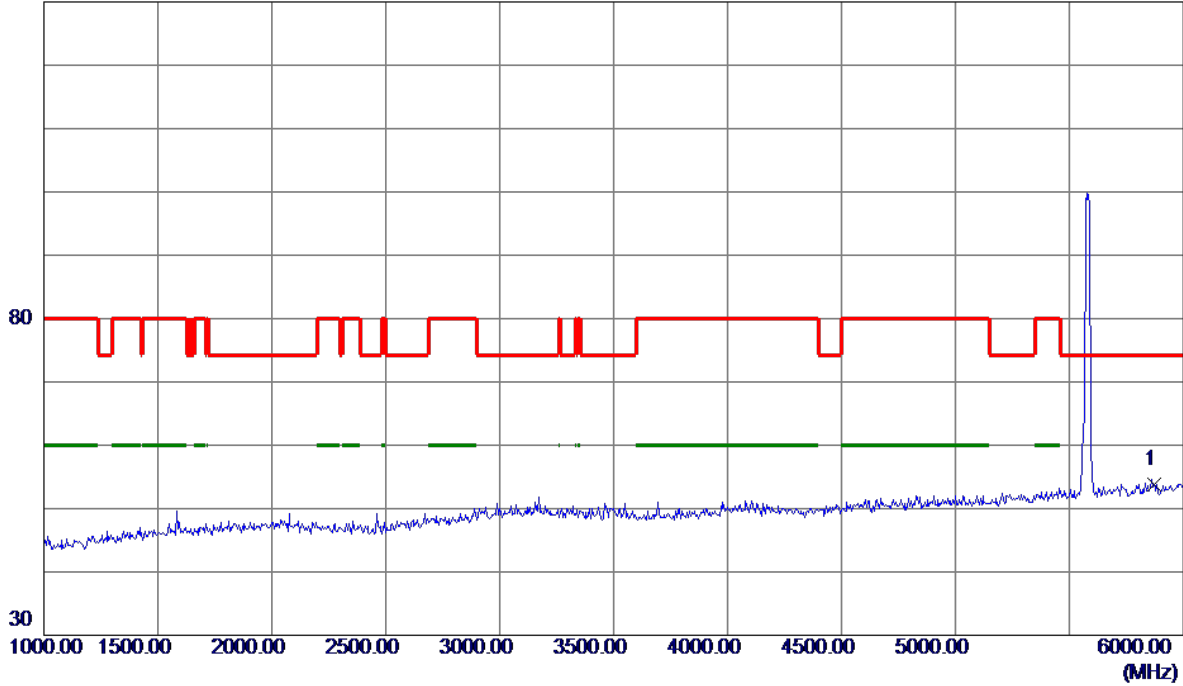


No.	Freq. MHz	Reading Level dBuV/m	Correct Factor dB	Measure ment dBuV/m	Limit dBuV/m	Margin dB	Detector	Comment
1	5577.5000	63.29	22.61	85.90	999.00	-913.10	AVG	No Limit
2 *	5582.2000	70.80	22.63	93.43	68.30	25.13	Peak	No Limit

Orthogonal Axis :	X
Test Mode :	UNII-2C/ TX A Mode 5580MHz

Horizontal

130 dBuV/m

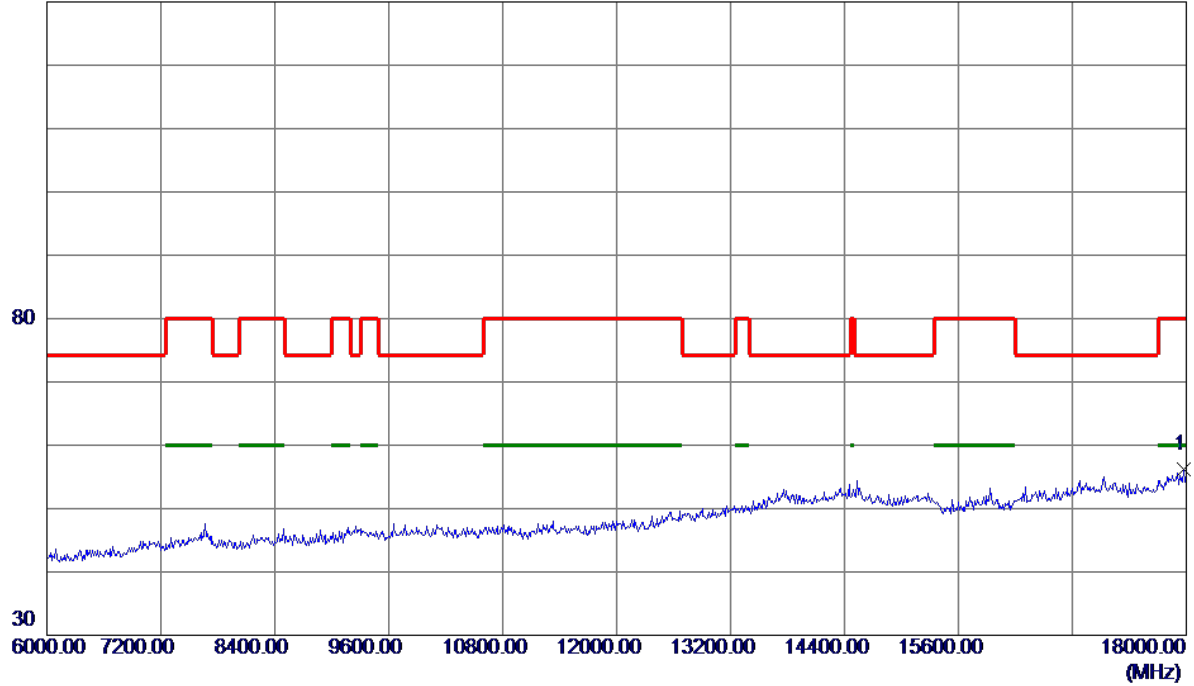


No.	Freq. MHz	Reading Level dBuV/m	Correct Factor dB	Measure ment dBuV/m	Limit dBuV/m	Margin dB	Detector	Comment
1 *	5870.0000	34.94	18.95	53.89	74.30	-20.41	Peak	

Orthogonal Axis :	X
Test Mode :	UNII-2C/ TX A Mode 5580MHz

Horizontal

130 dBuV/m

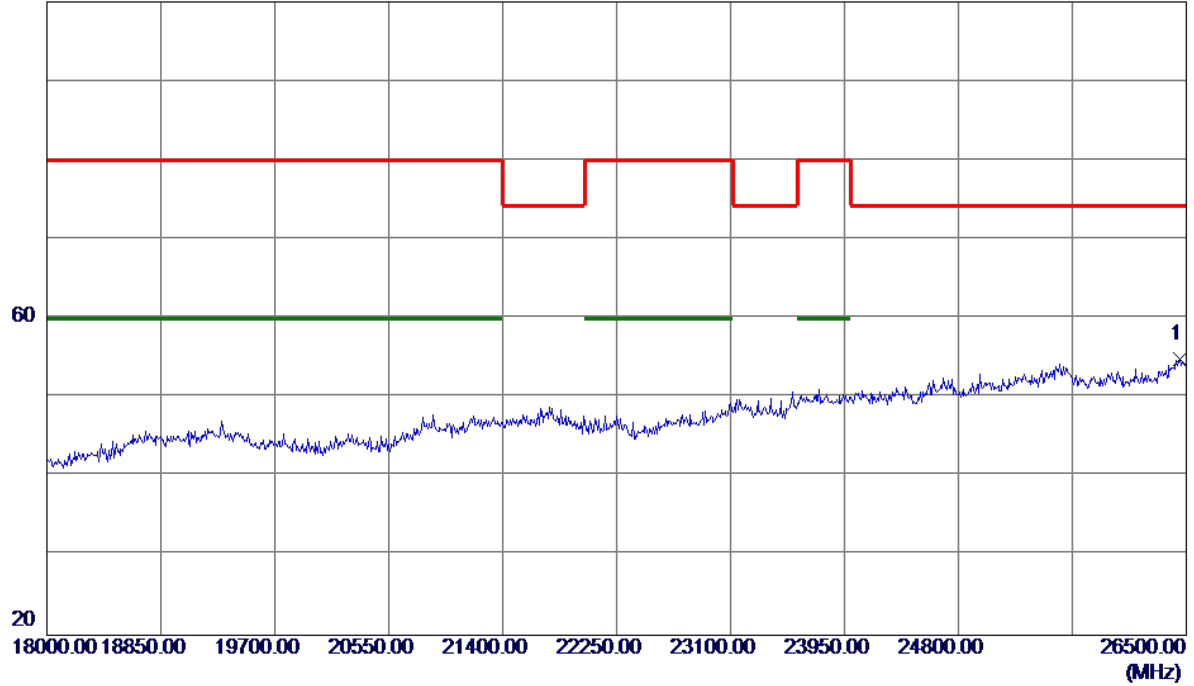


No.	Freq. MHz	Reading Level dBuV/m	Correct Factor dB	Measure ment dBuV/m	Limit dBuV/m	Margin dB	Detector	Comment
1 *	17976.0000	27.05	29.08	56.13	80.00	-23.87	Peak	

Orthogonal Axis :	X
Test Mode :	UNII-2C/ TX A Mode 5580MHz

Horizontal

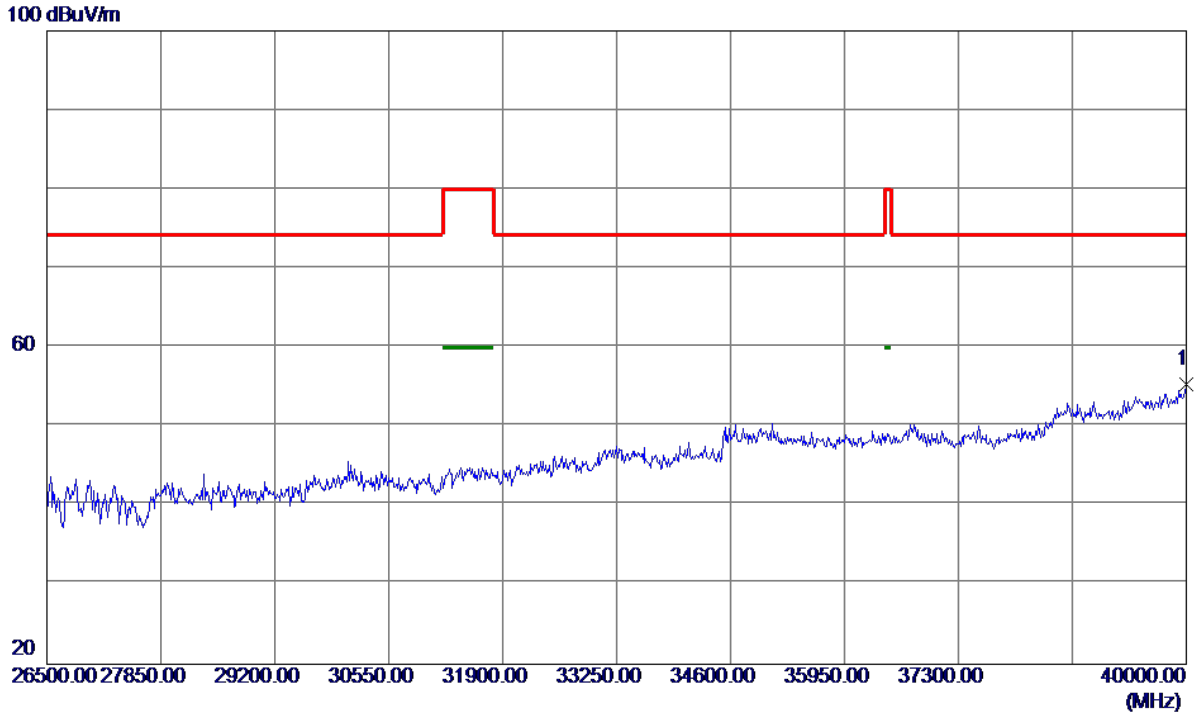
100 dBuV/m



No.	Freq. MHz	Reading Level dBuV/m	Correct Factor dB	Measure ment dBuV/m	Limit dBuV/m	Margin dB	Detector	Comment
1 *	26449.0000	28.97	25.85	54.82	74.30	-19.48	Peak	

Orthogonal Axis :	X
Test Mode :	UNII-2C/ TX A Mode 5580MHz

Horizontal

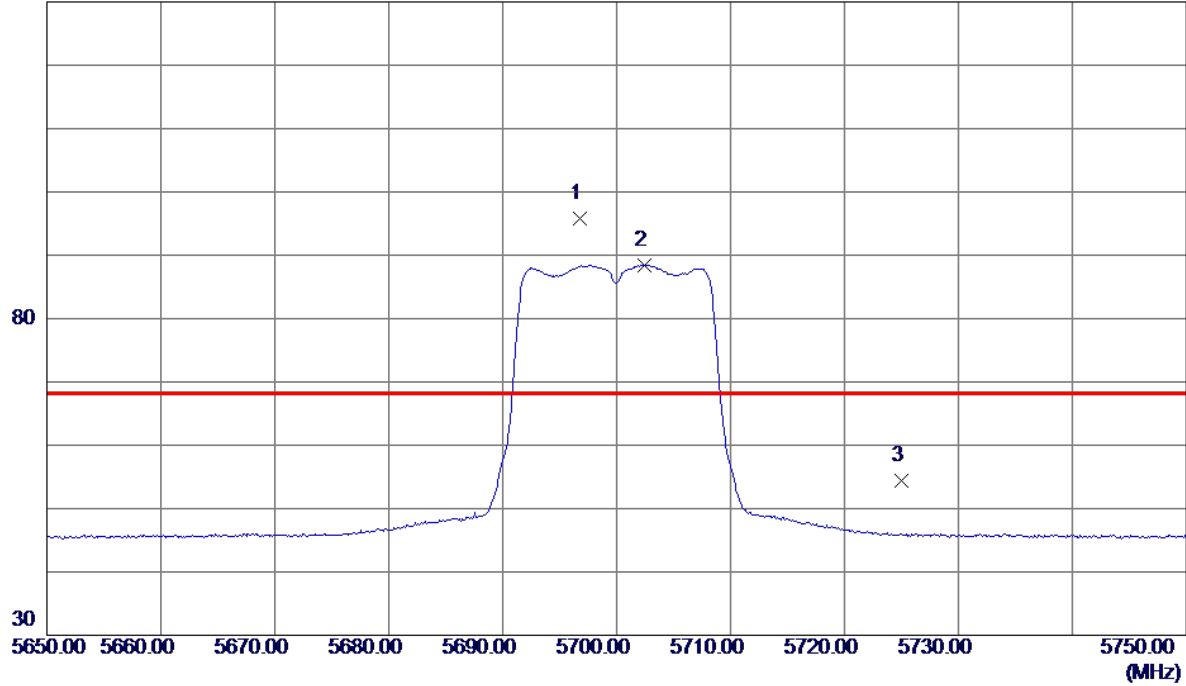


No.	Freq. MHz	Reading Level dBuV/m	Correct Factor dB	Measure ment dBuV/m	Limit dBuV/m	Margin dB	Detector	Comment
1 *	40000.0000	39.45	15.89	55.34	74.30	-18.96	Peak	

Orthogonal Axis :	X
Test Mode :	UNII-2C/ TX A Mode 5700MHz

Vertical

130 dBuV/m

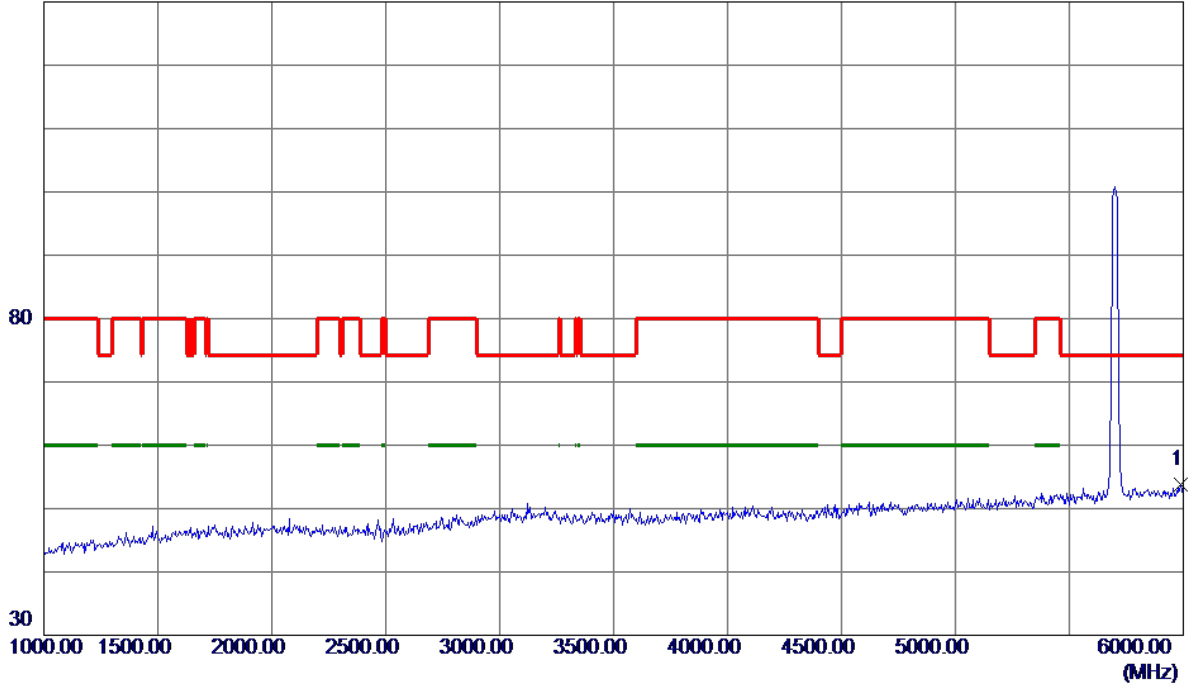


No.	Freq. MHz	Reading Level dBuV/m	Correct Factor dB	Measure ment dBuV/m	Limit dBuV/m	Margin dB	Detector	Comment
1 *	5696.8000	72.64	23.08	95.72	68.30	27.42	Peak	No Limit
2	5702.4000	65.36	23.11	88.47	999.00	-910.53	AVG	No Limit
3	5725.0000	31.17	23.20	54.37	68.30	-13.93	Peak	

Orthogonal Axis :	X
Test Mode :	UNII-2C/ TX A Mode 5700MHz

Vertical

130 dBuV/m

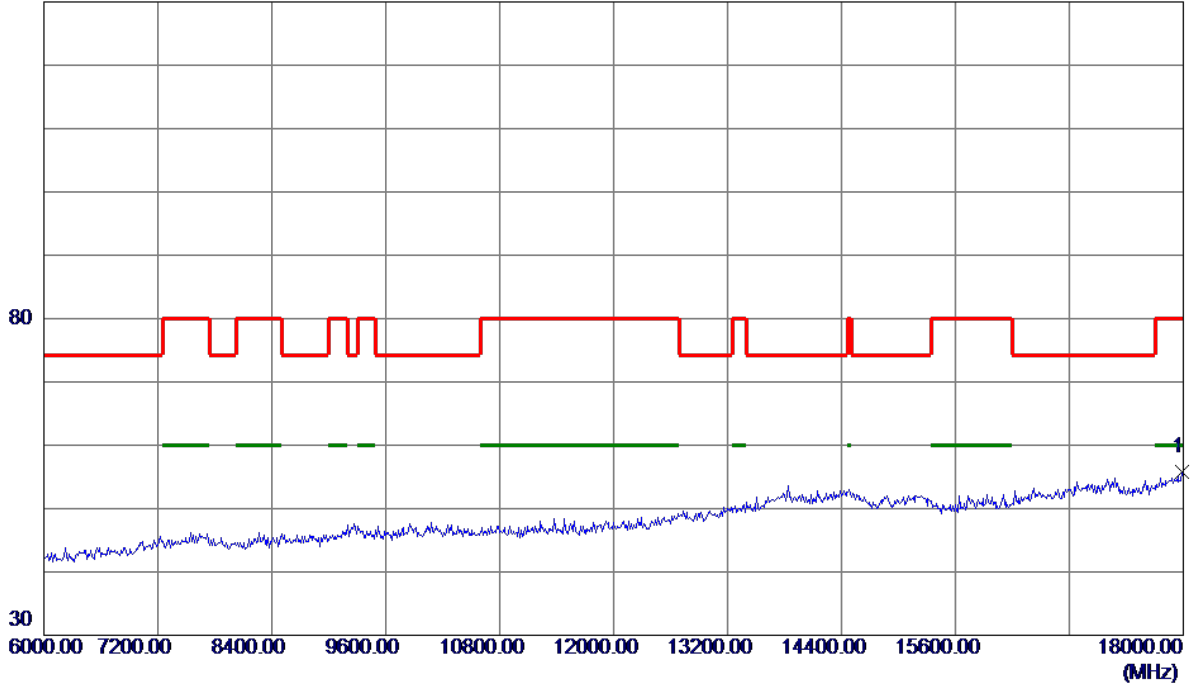


No.	Freq. MHz	Reading Level dBuV/m	Correct Factor dB	Measure ment dBuV/m	Limit dBuV/m	Margin dB	Detector	Comment
1 *	5990.0000	34.36	19.37	53.73	74.30	-20.57	Peak	

Orthogonal Axis :	X
Test Mode :	UNII-2C/ TX A Mode 5700MHz

Vertical

130 dBuV/m

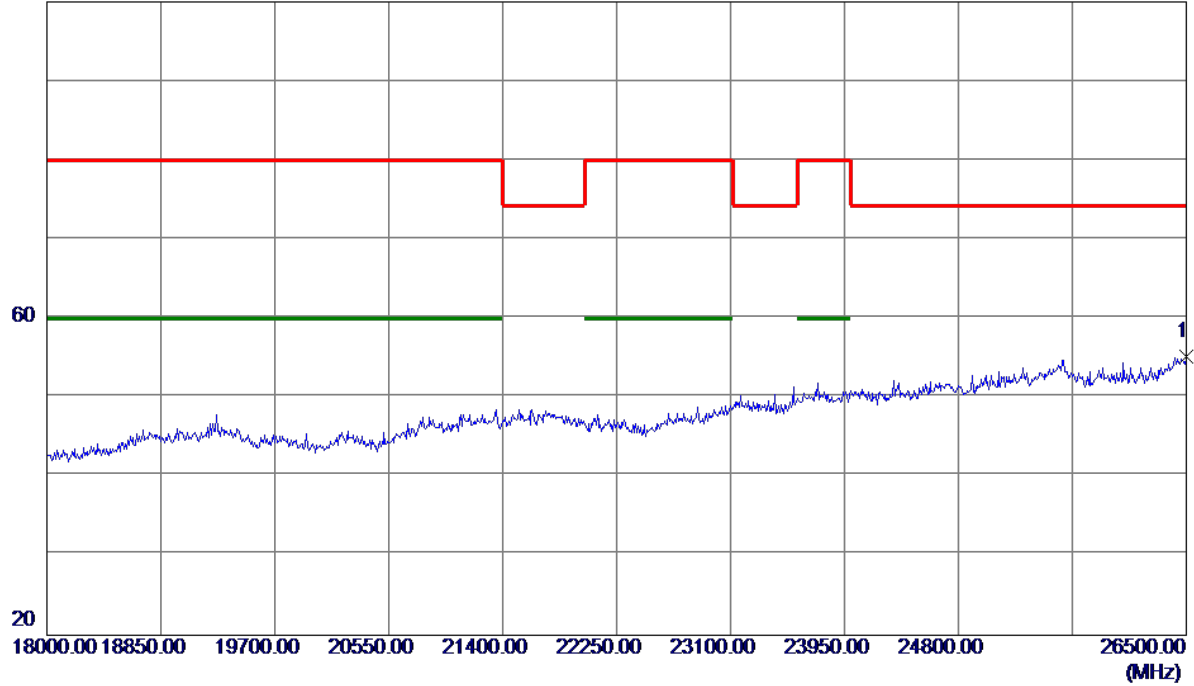


No.	Freq. MHz	Reading Level dBuV/m	Correct Factor dB	Measure ment dBuV/m	Limit dBuV/m	Margin dB	Detector	Comment
1 *	17988.0000	26.67	29.12	55.79	80.00	-24.21	Peak	

Orthogonal Axis :	X
Test Mode :	UNII-2C/ TX A Mode 5700MHz

Vertical

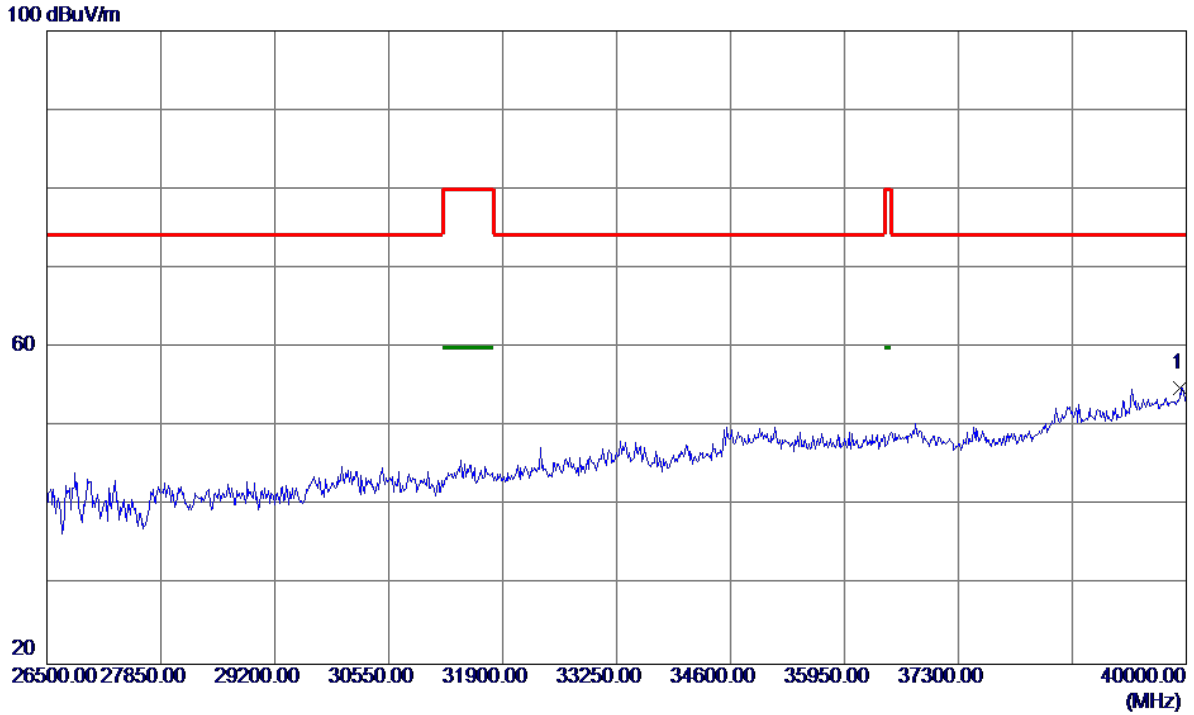
100 dBuV/m



No.	Freq. MHz	Reading Level dBuV/m	Correct Factor dB	Measure ment dBuV/m	Limit dBuV/m	Margin dB	Detector	Comment
1 *	26500.0000	29.15	26.12	55.27	74.30	-19.03	Peak	

Orthogonal Axis :	X
Test Mode :	UNII-2C/ TX A Mode 5700MHz

Vertical

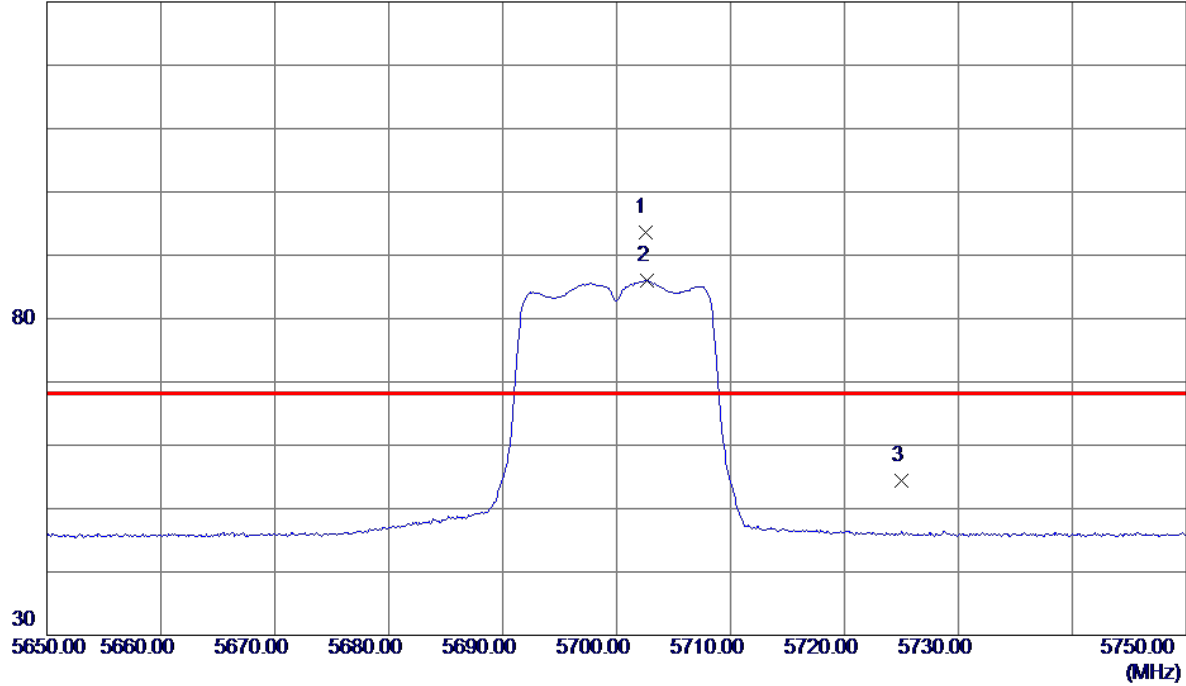


No.	Freq. MHz	Reading Level dBuV/m	Correct Factor dB	Measure ment dBuV/m	Limit dBuV/m	Margin dB	Detector	Comment
1 *	39932.5000	39.13	15.78	54.91	74.30	-19.39	Peak	

Orthogonal Axis :	X
Test Mode :	UNII-2C/ TX A Mode 5700MHz

Horizontal

130 dBuV/m

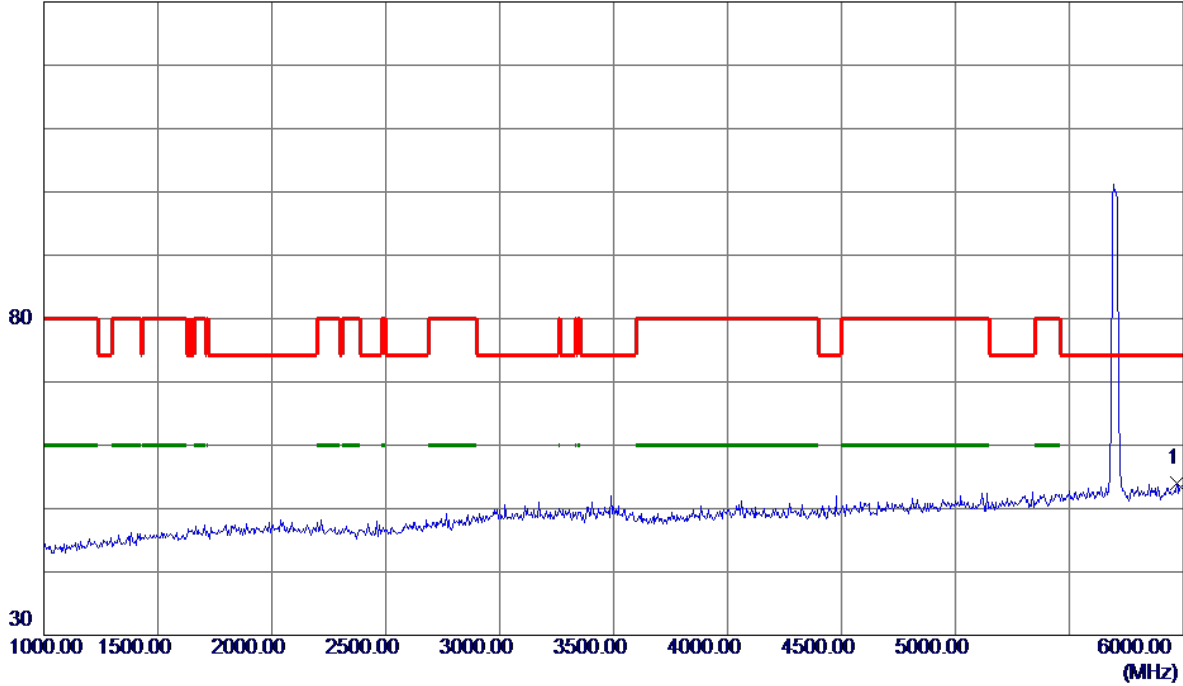


No.	Freq. MHz	Reading Level dBuV/m	Correct Factor dB	Measure ment dBuV/m	Limit dBuV/m	Margin dB	Detector	Comment
1 *	5702.5000	70.42	23.11	93.53	68.30	25.23	Peak	No Limit
2	5702.7000	62.90	23.11	86.01	999.00	-912.99	AVG	No Limit
3	5725.0000	31.22	23.20	54.42	68.30	-13.88	Peak	

Orthogonal Axis :	X
Test Mode :	UNII-2C/ TX A Mode 5700MHz

Horizontal

130 dBuV/m

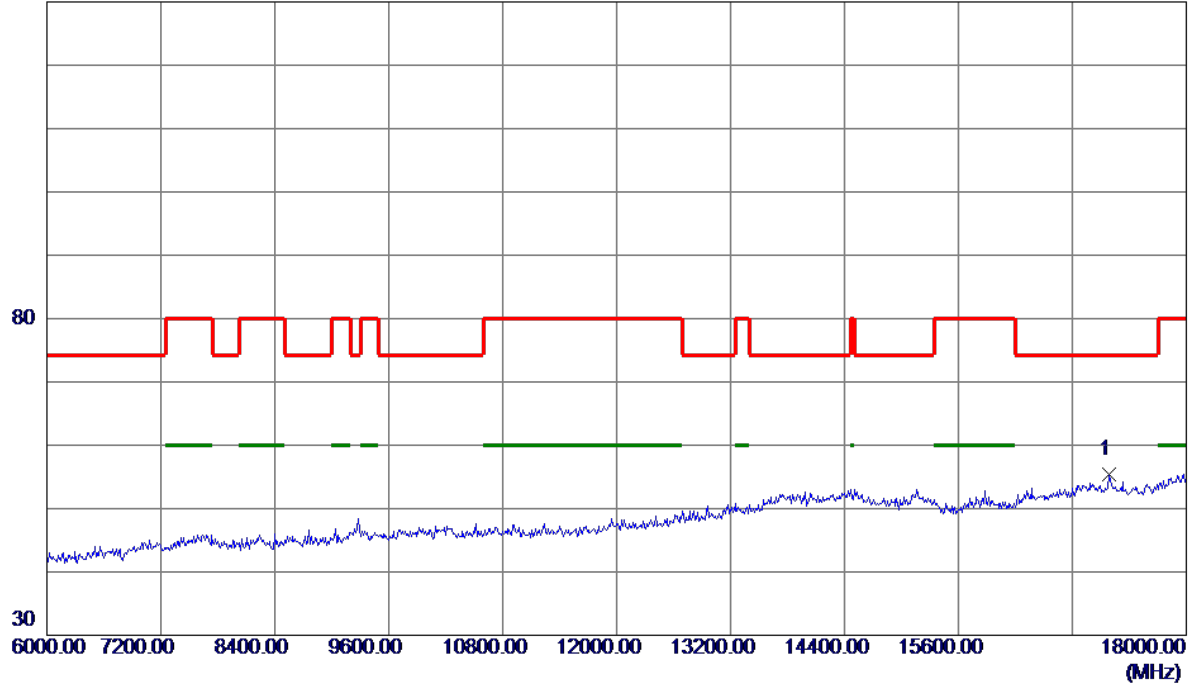


No.	Freq. MHz	Reading Level dBuV/m	Correct Factor dB	Measure ment dBuV/m	Limit dBuV/m	Margin dB	Detector	Comment
1 *	5970.0000	34.67	19.30	53.97	74.30	-20.33	Peak	

Orthogonal Axis :	X
Test Mode :	UNII-2C/ TX A Mode 5700MHz

Horizontal

130 dBuV/m

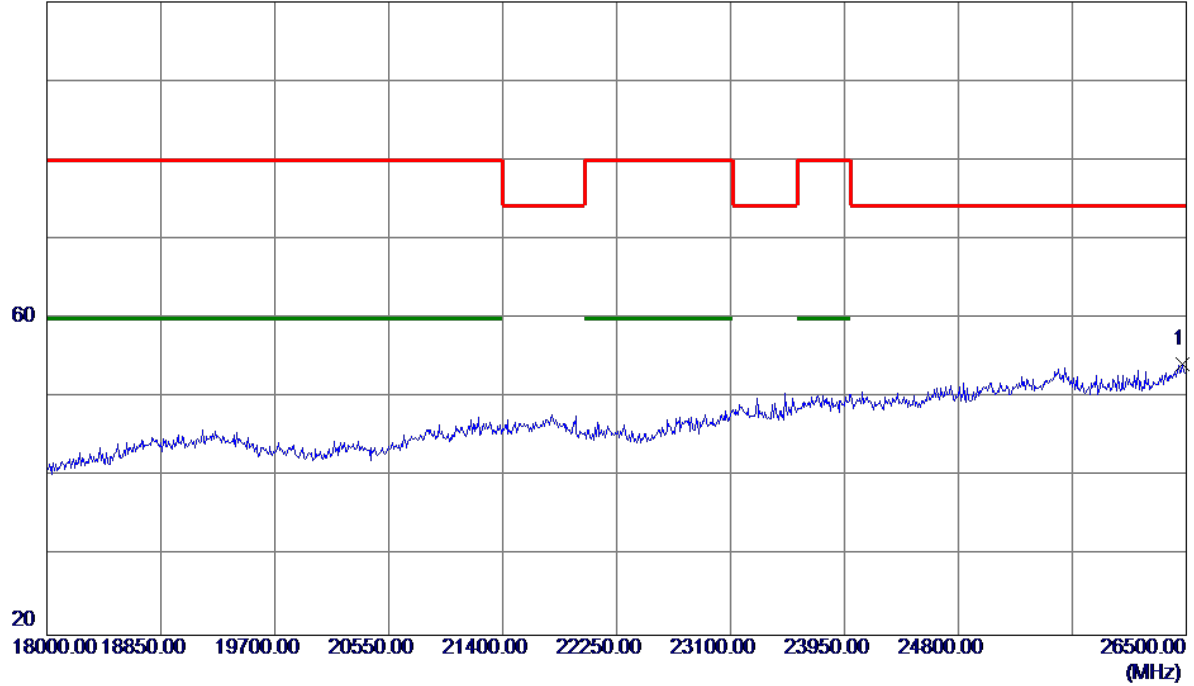


No.	Freq. MHz	Reading Level dBuV/m	Correct Factor dB	Measure ment dBuV/m	Limit dBuV/m	Margin dB	Detector	Comment
1 *	17184.0000	28.18	27.20	55.38	74.30	-18.92	Peak	

Orthogonal Axis :	X
Test Mode :	UNII-2C/ TX A Mode 5700MHz

Horizontal

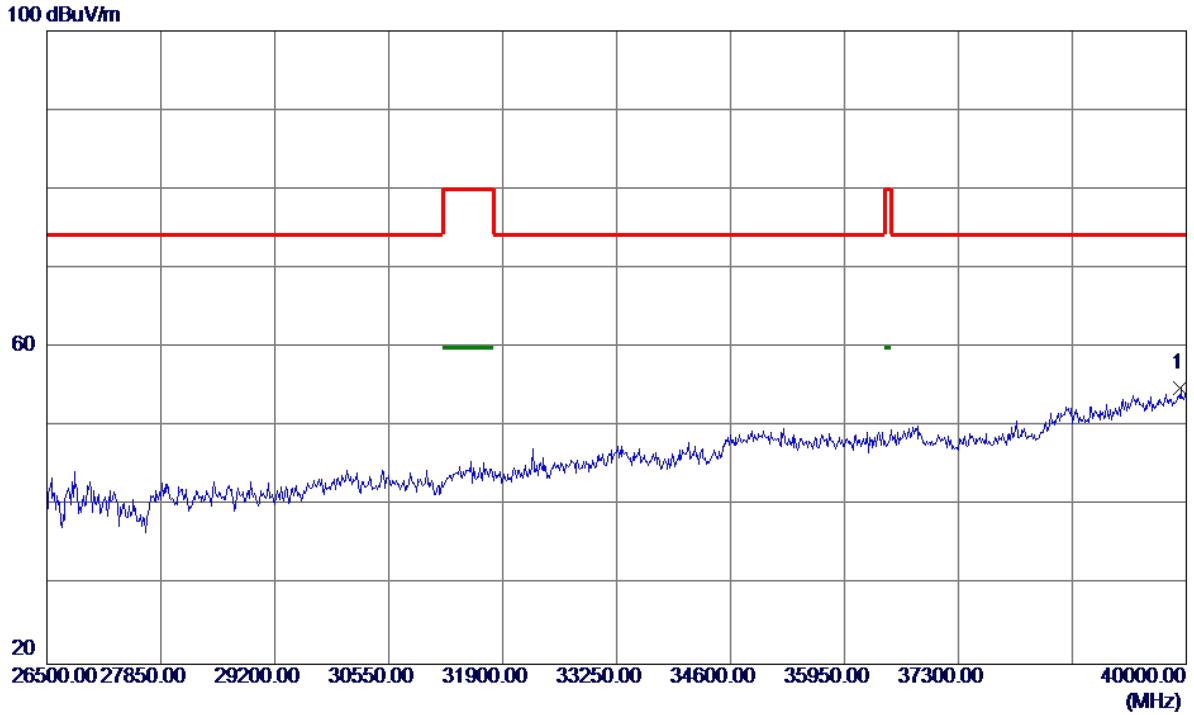
100 dBuV/m



No.	Freq. MHz	Reading Level dBuV/m	Correct Factor dB	Measure ment dBuV/m	Limit dBuV/m	Margin dB	Detector	Comment
1 *	26474.5000	28.28	25.99	54.27	74.30	-20.03	Peak	

Orthogonal Axis :	X
Test Mode :	UNII-2C/ TX A Mode 5700MHz

Horizontal

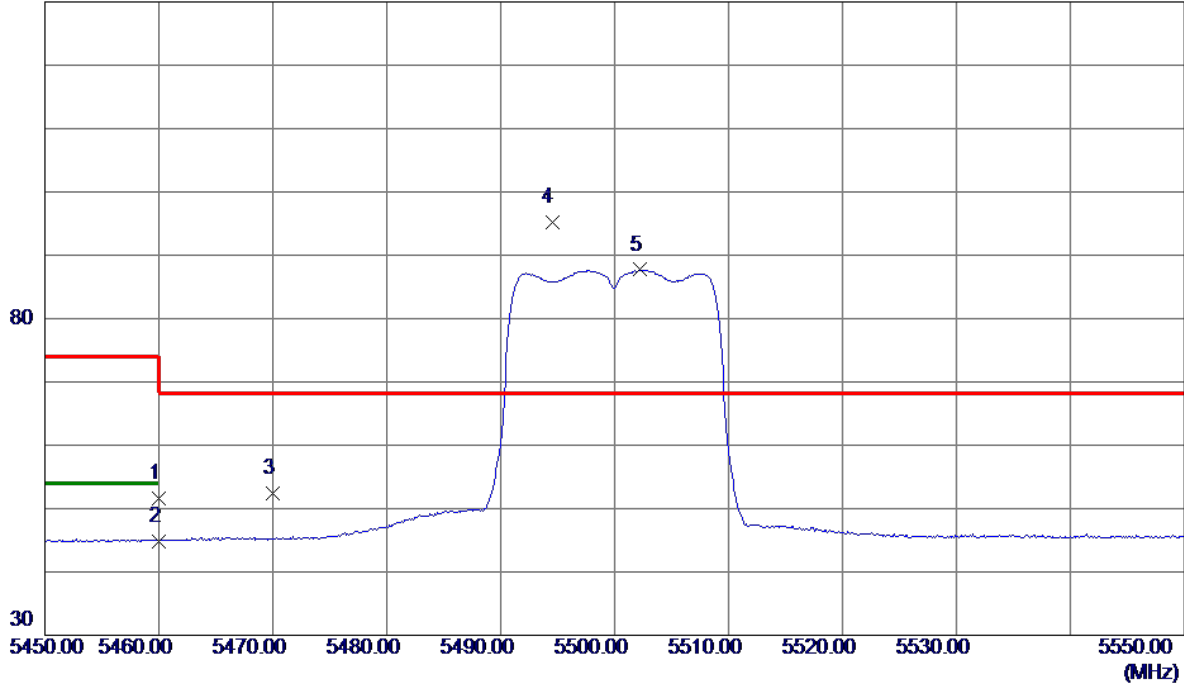


No.	Freq. MHz	Reading Level dBuV/m	Correct Factor dB	Measure ment dBuV/m	Limit dBuV/m	Margin dB	Detector	Comment
1 *	39932.5000	39.13	15.78	54.91	74.30	-19.39	Peak	

Orthogonal Axis :	X
Test Mode :	UNII-2C/ TX N20 Mode 5500MHz

Vertical

130 dBuV/m

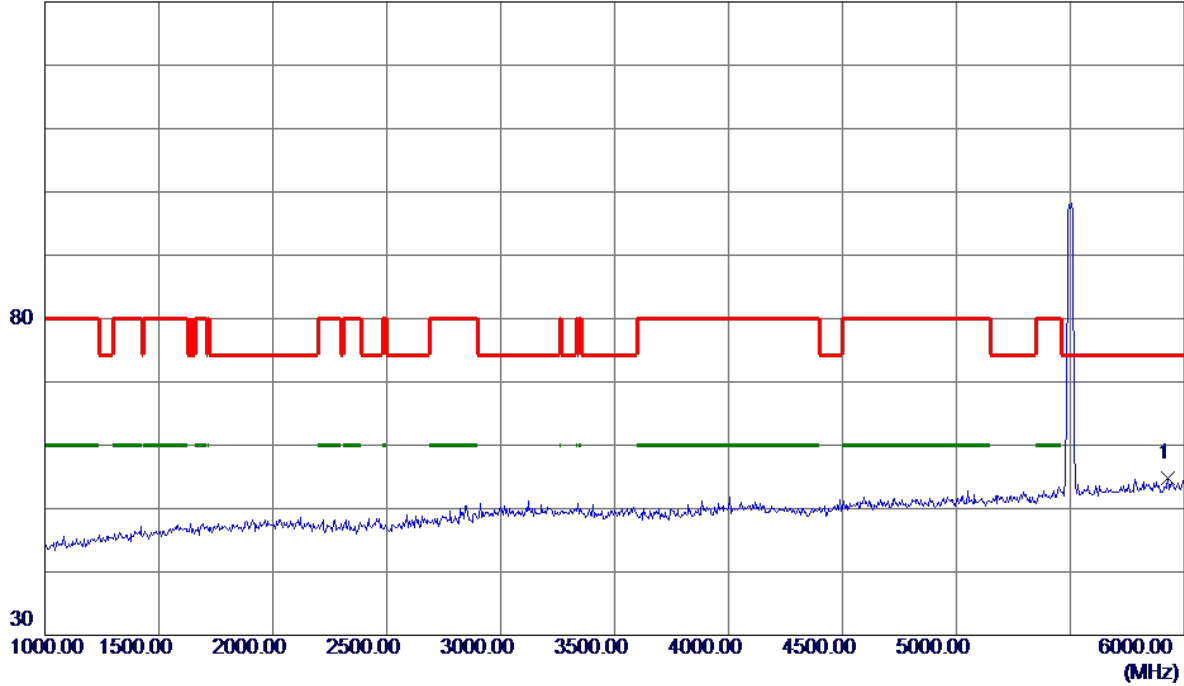


No.	Freq. MHz	Reading Level dBuV/m	Correct Factor dB	Measure ment dBuV/m	Limit dBuV/m	Margin dB	Detector	Comment
1	5460.0000	29.47	22.16	51.63	74.00	-22.37	Peak	
2	5460.0000	22.73	22.16	44.89	54.00	-9.11	AVG	
3	5470.0000	30.17	22.19	52.36	68.30	-15.94	Peak	
4 *	5494.5000	72.99	22.28	95.27	68.30	26.97	Peak	No Limit
5	5502.2000	65.39	22.31	87.70	999.00	-911.30	AVG	No Limit

Orthogonal Axis :	X
Test Mode :	UNII-2C/ TX N20 Mode 5500MHz

Vertical

130 dBuV/m

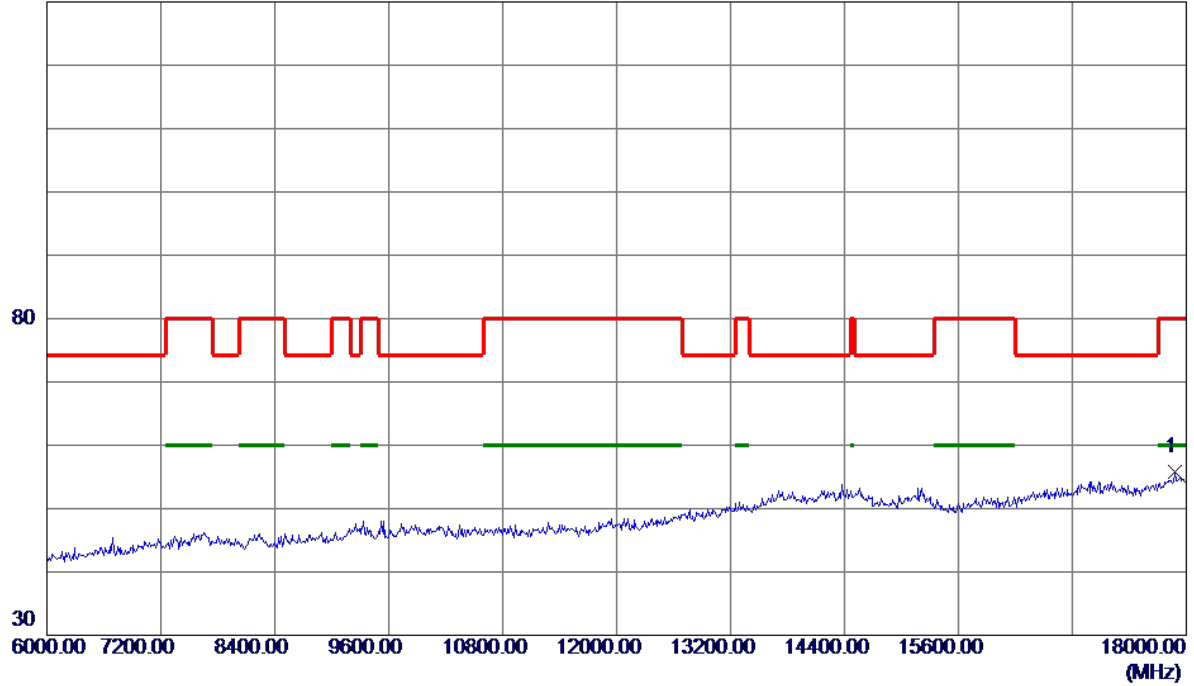


No.	Freq. MHz	Reading Level dBuV/m	Correct Factor dB	Measure ment dBuV/m	Limit dBuV/m	Margin dB	Detector	Comment
1 *	5930.0000	35.56	19.16	54.72	74.30	-19.58	Peak	

Orthogonal Axis :	X
Test Mode :	UNII-2C/ TX N20 Mode 5500MHz

Vertical

130 dBuV/m

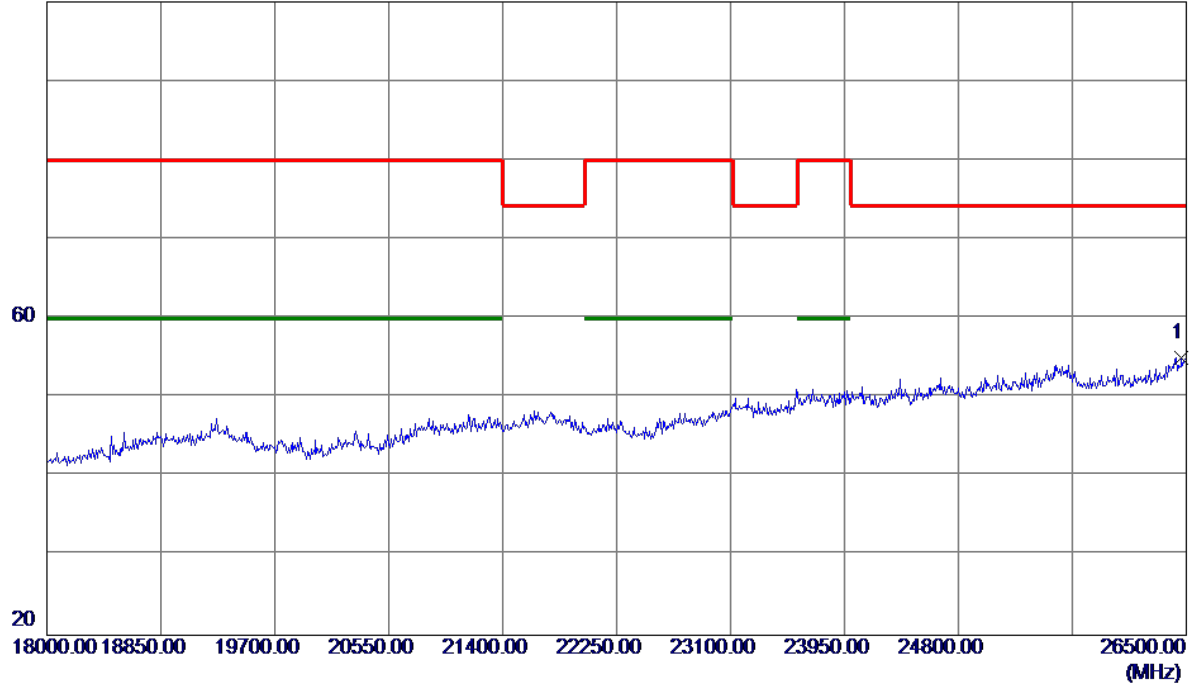


No.	Freq. MHz	Reading Level dBuV/m	Correct Factor dB	Measure ment dBuV/m	Limit dBuV/m	Margin dB	Detector	Comment
1 *	17880.0000	27.12	28.77	55.89	80.00	-24.11	Peak	

Orthogonal Axis :	X
Test Mode :	UNII-2C/ TX N20 Mode 5500MHz

Vertical

100 dBuV/m

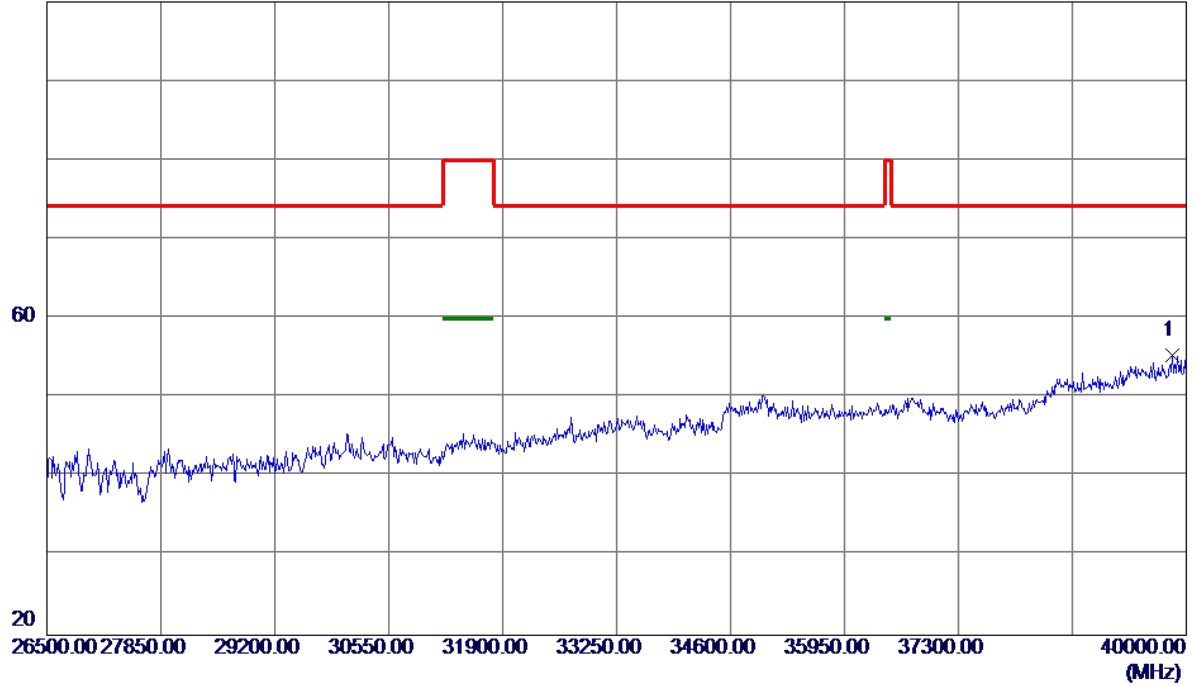


No.	Freq. MHz	Reading Level dBuV/m	Correct Factor dB	Measure ment dBuV/m	Limit dBuV/m	Margin dB	Detector	Comment
1 *	26466.0000	29.10	25.94	55.04	74.30	-19.26	Peak	

Orthogonal Axis :	X
Test Mode :	UNII-2C/ TX N20 Mode 5500MHz

Vertical

100 dBuV/m

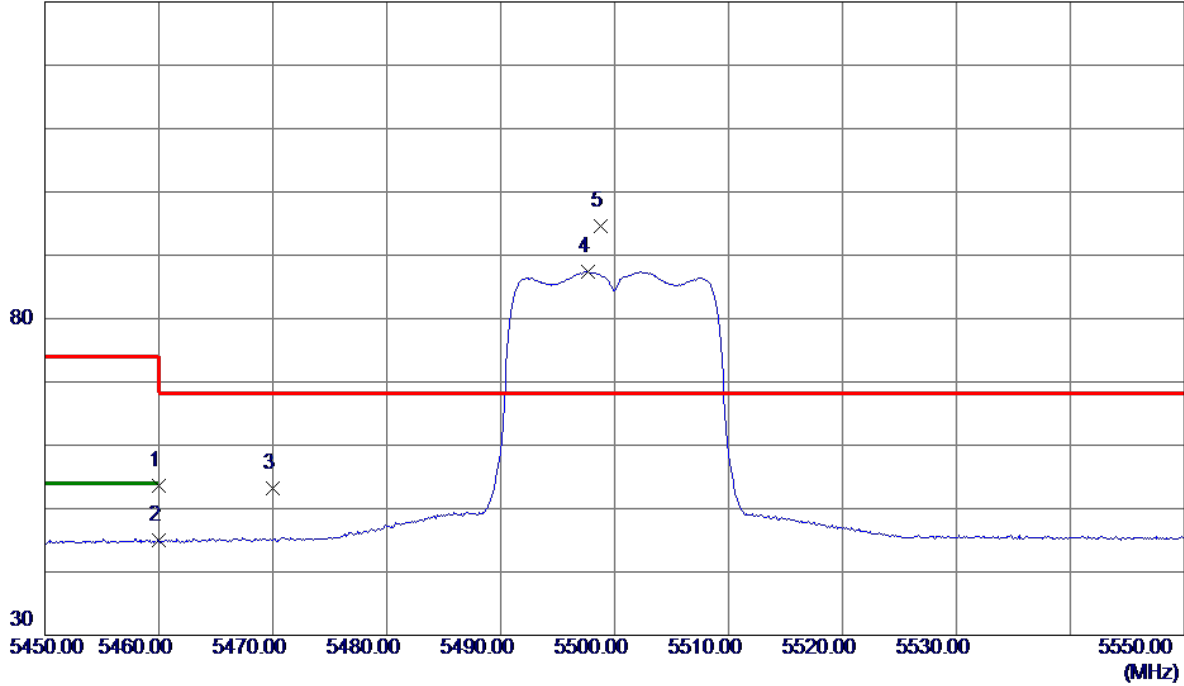


No.	Freq. MHz	Reading Level dBuV/m	Correct Factor dB	Measure ment dBuV/m	Limit dBuV/m	Margin dB	Detector	Comment
1 *	39838.0000	39.77	15.63	55.40	74.30	-18.90	Peak	

Orthogonal Axis :	X
Test Mode :	UNII-2C/ TX N20 Mode 5500MHz

Horizontal

130 dBuV/m

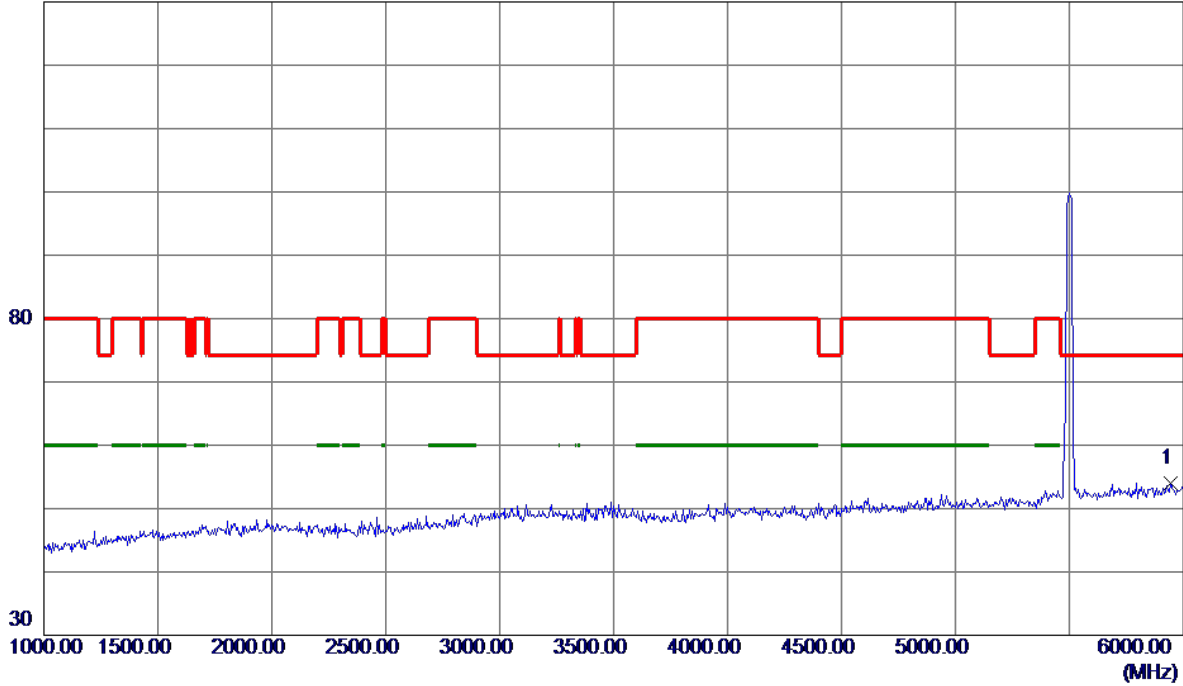


No.	Freq. MHz	Reading Level dBuV/m	Correct Factor dB	Measure ment dBuV/m	Limit dBuV/m	Margin dB	Detector	Comment
1	5460.0000	31.41	22.16	53.57	74.00	-20.43	Peak	
2	5460.0000	22.92	22.16	45.08	54.00	-8.92	AVG	
3	5470.0000	31.04	22.19	53.23	68.30	-15.07	Peak	
4	5497.7000	65.09	22.29	87.38	999.00	-911.62	AVG	No Limit
5 *	5498.8000	72.23	22.30	94.53	68.30	26.23	Peak	No Limit

Orthogonal Axis :	X
Test Mode :	UNII-2C/ TX N20 Mode 5500MHz

Horizontal

130 dBuV/m

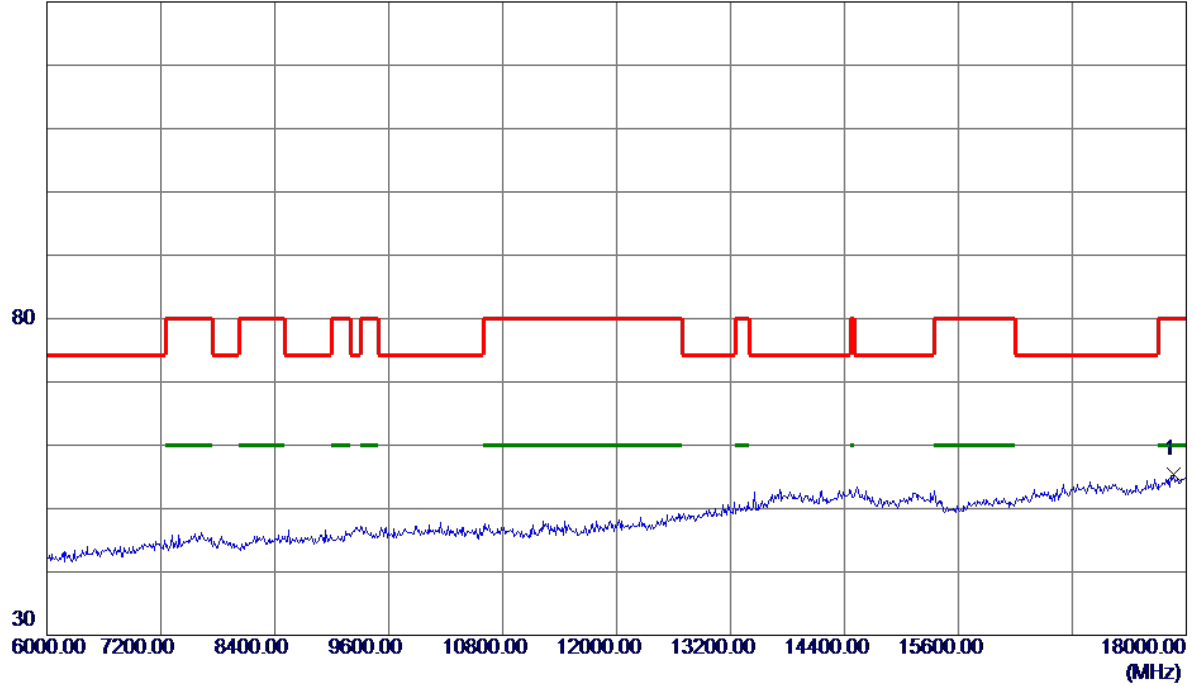


No.	Freq. MHz	Reading Level dBuV/m	Correct Factor dB	Measure ment dBuV/m	Limit dBuV/m	Margin dB	Detector	Comment
1 *	5945.0000	34.69	19.22	53.91	74.30	-20.39	Peak	

Orthogonal Axis :	X
Test Mode :	UNII-2C/ TX N20 Mode 5500MHz

Horizontal

130 dBuV/m

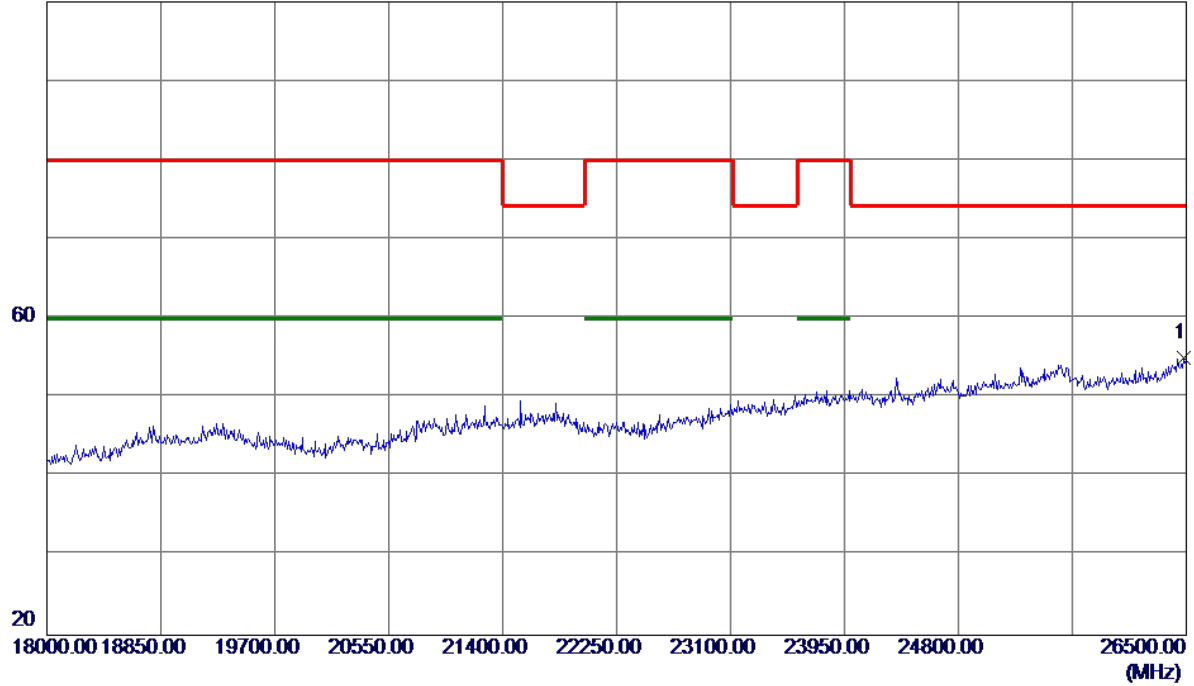


No.	Freq. MHz	Reading Level dBuV/m	Correct Factor dB	Measure ment dBuV/m	Limit dBuV/m	Margin dB	Detector	Comment
1 *	17868.0000	26.60	28.74	55.34	80.00	-24.66	Peak	

Orthogonal Axis :	X
Test Mode :	UNII-2C/ TX N20 Mode 5500MHz

Horizontal

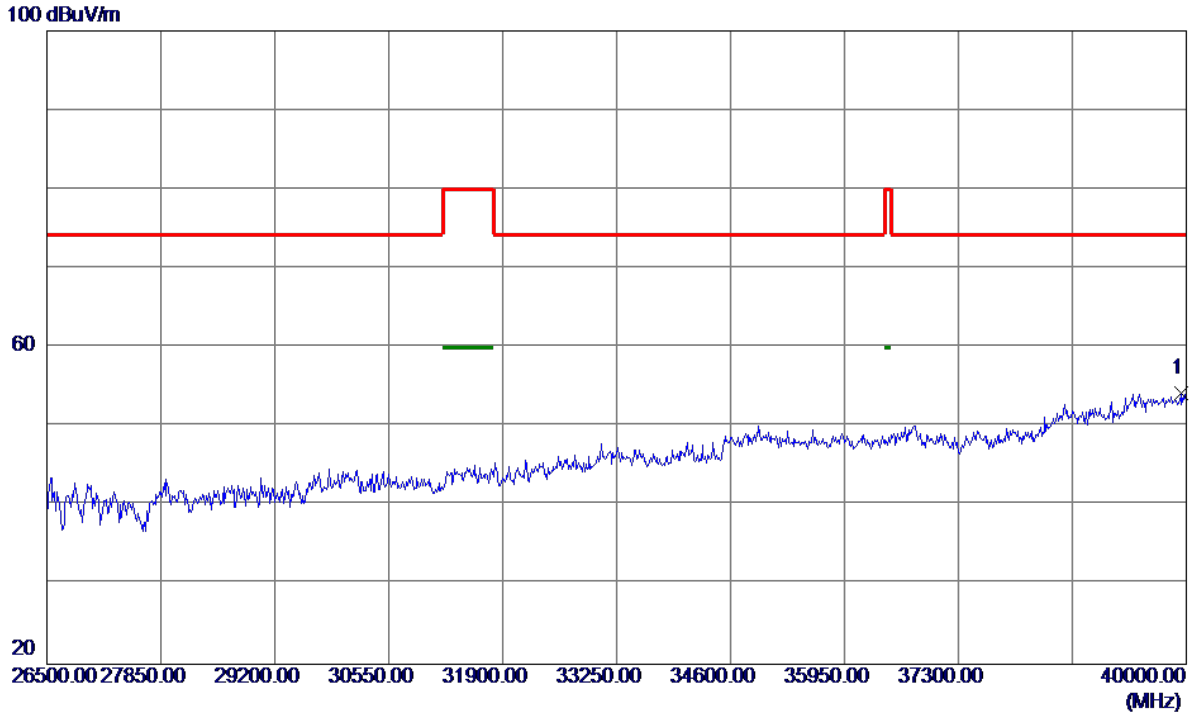
100 dBuV/m



No.	Freq. MHz	Reading Level dBuV/m	Correct Factor dB	Measure ment dBuV/m	Limit dBuV/m	Margin dB	Detector	Comment
1 *	26483.0000	29.03	26.03	55.06	74.30	-19.24	Peak	

Orthogonal Axis :	X
Test Mode :	UNII-2C/ TX N20 Mode 5500MHz

Horizontal

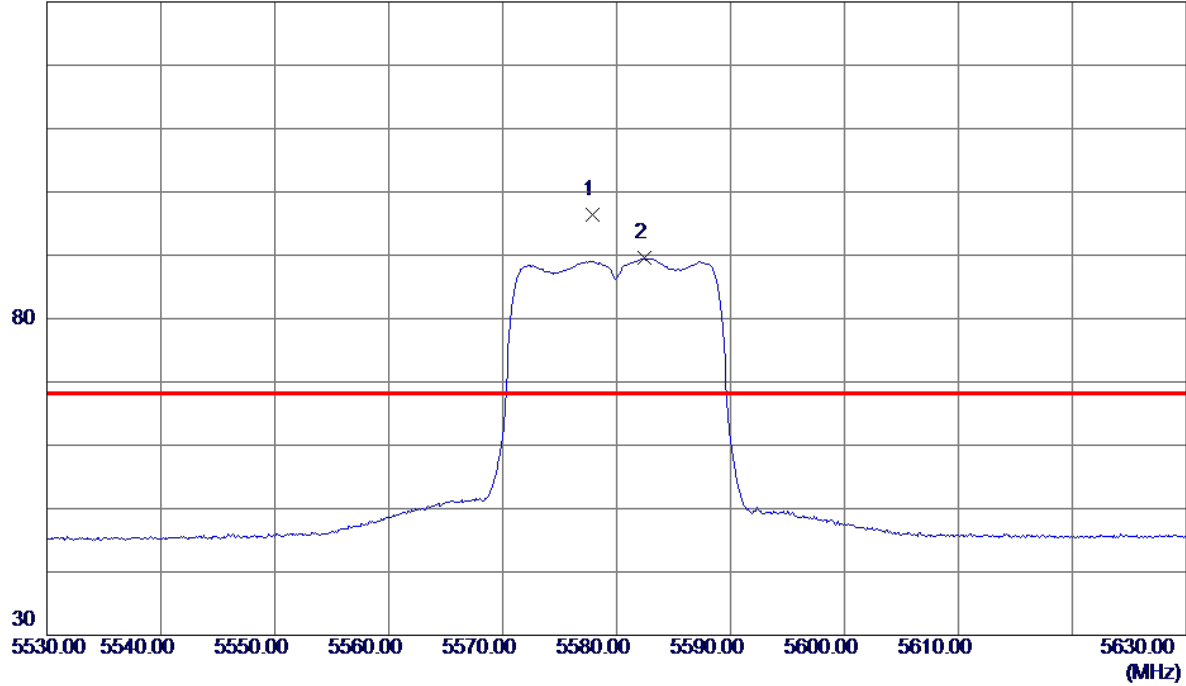


No.	Freq. MHz	Reading Level dBuV/m	Correct Factor dB	Measure ment dBuV/m	Limit dBuV/m	Margin dB	Detector	Comment
1 *	39946.0000	38.38	15.80	54.18	74.30	-20.12	Peak	

Orthogonal Axis :	X
Test Mode :	UNII-2C/ TX N20 Mode 5580MHz

Vertical

130 dBuV/m

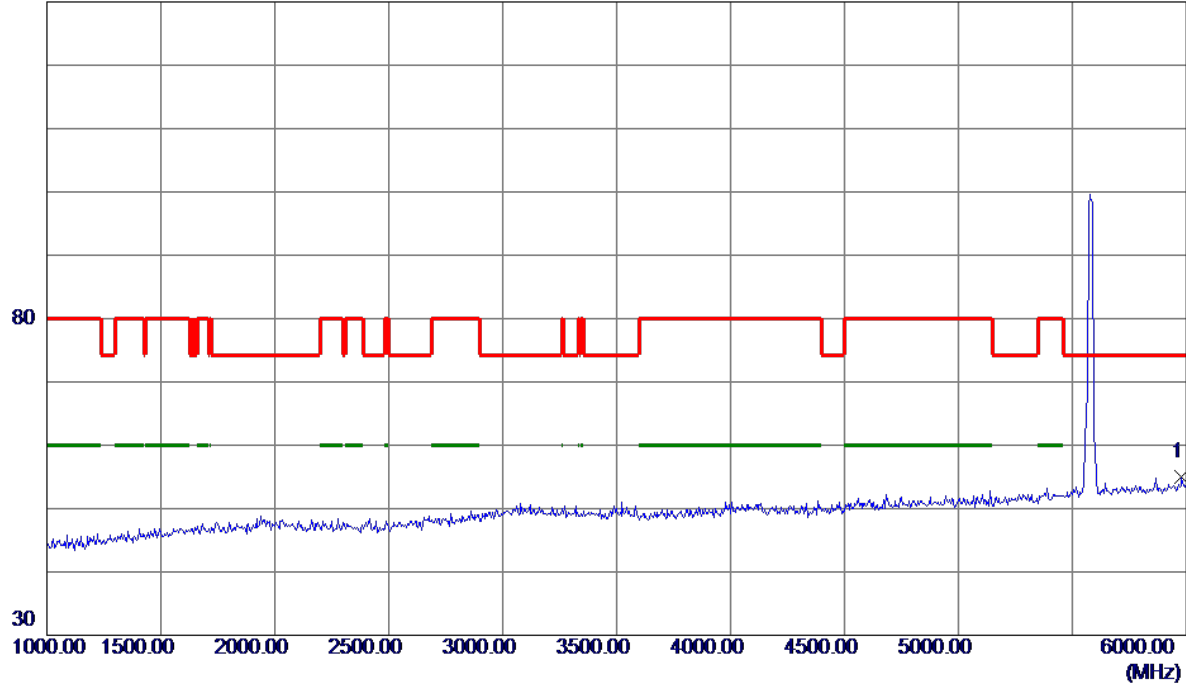


No.	Freq. MHz	Reading Level dBuV/m	Correct Factor dB	Measure ment dBuV/m	Limit dBuV/m	Margin dB	Detector	Comment
1 *	5577.9000	73.85	22.61	96.46	68.30	28.16	Peak	No Limit
2	5582.4000	66.97	22.63	89.60	999.00	-909.40	AVG	No Limit

Orthogonal Axis :	X
Test Mode :	UNII-2C/ TX N20 Mode 5580MHz

Vertical

130 dBuV/m

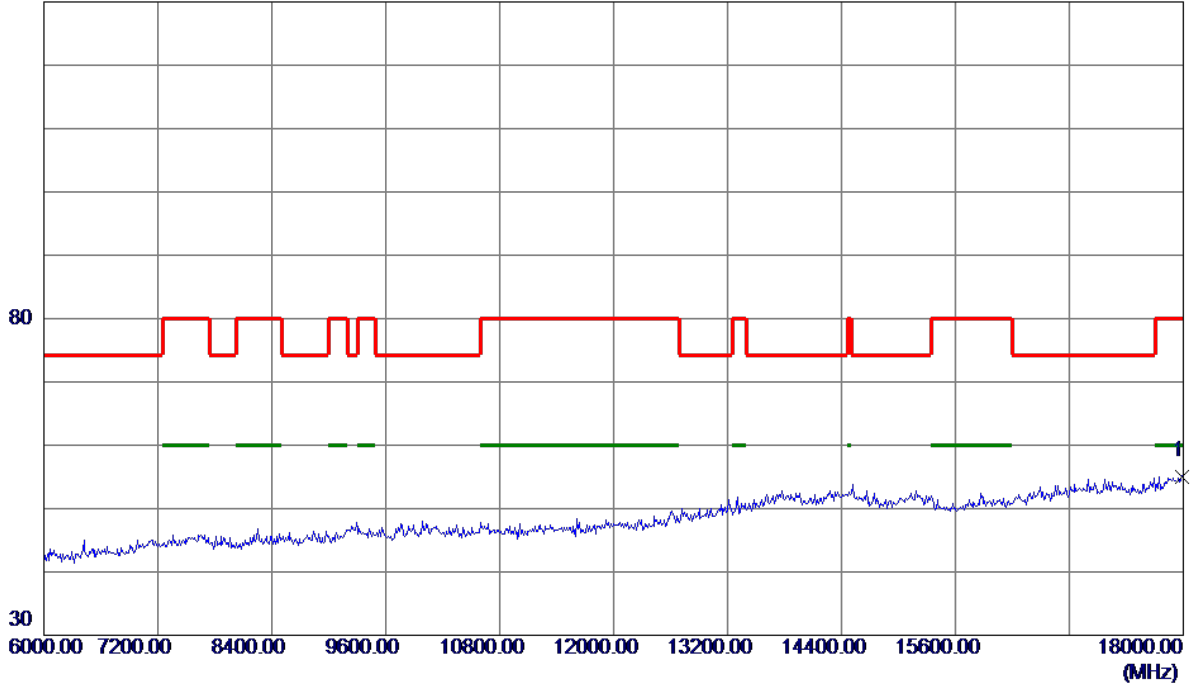


No.	Freq. MHz	Reading Level dBuV/m	Correct Factor dB	Measure ment dBuV/m	Limit dBuV/m	Margin dB	Detector	Comment
1 *	5980.0000	35.74	19.34	55.08	74.30	-19.22	Peak	

Orthogonal Axis :	X
Test Mode :	UNII-2C/ TX N20 Mode 5580MHz

Vertical

130 dBuV/m

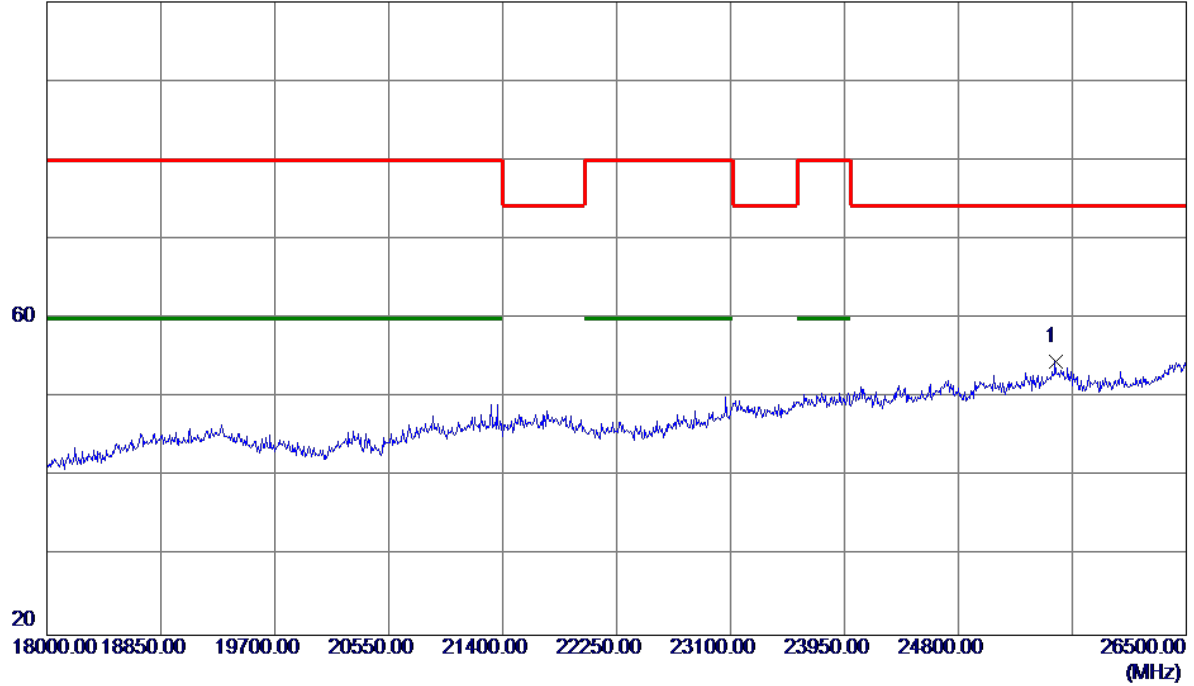


No.	Freq. MHz	Reading Level dBuV/m	Correct Factor dB	Measure ment dBuV/m	Limit dBuV/m	Margin dB	Detector	Comment
1 *	17988.0000	25.98	29.12	55.10	80.00	-24.90	Peak	

Orthogonal Axis :	X
Test Mode :	UNII-2C/ TX N20 Mode 5580MHz

Vertical

100 dBuV/m

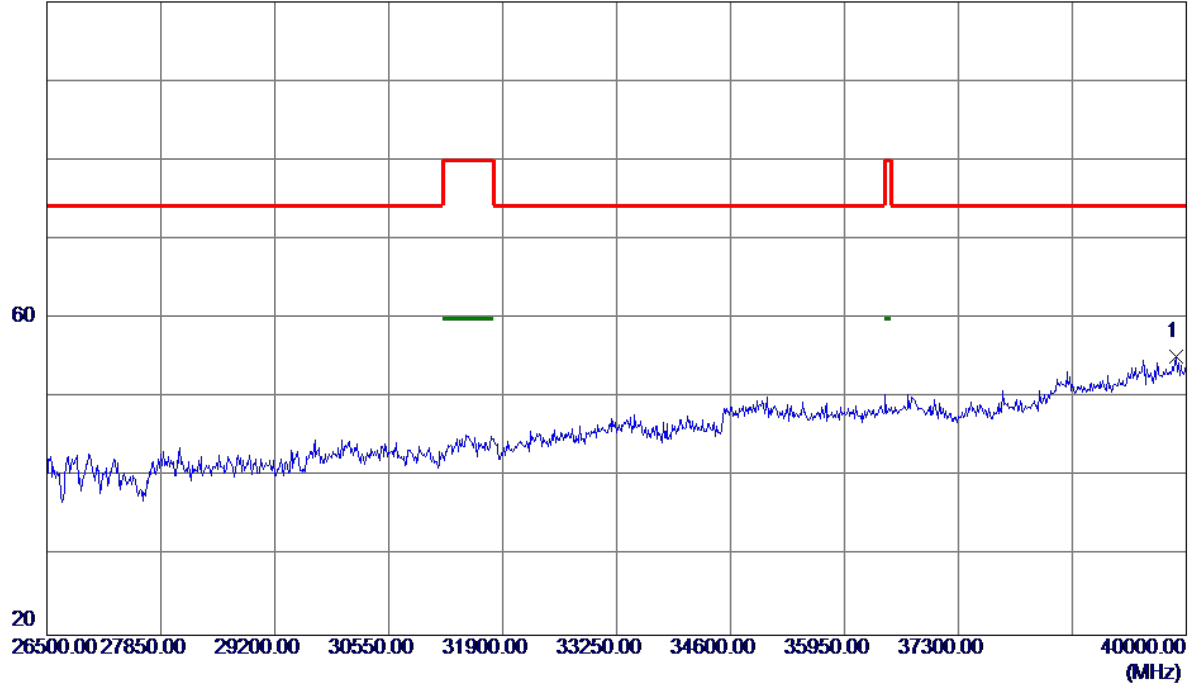


No.	Freq. MHz	Reading Level dBuV/m	Correct Factor dB	Measure ment dBuV/m	Limit dBuV/m	Margin dB	Detector	Comment
1 *	25522.5000	30.67	23.94	54.61	74.30	-19.69	Peak	

Orthogonal Axis :	X
Test Mode :	UNII-2C/ TX N20 Mode 5580MHz

Vertical

100 dBuV/m

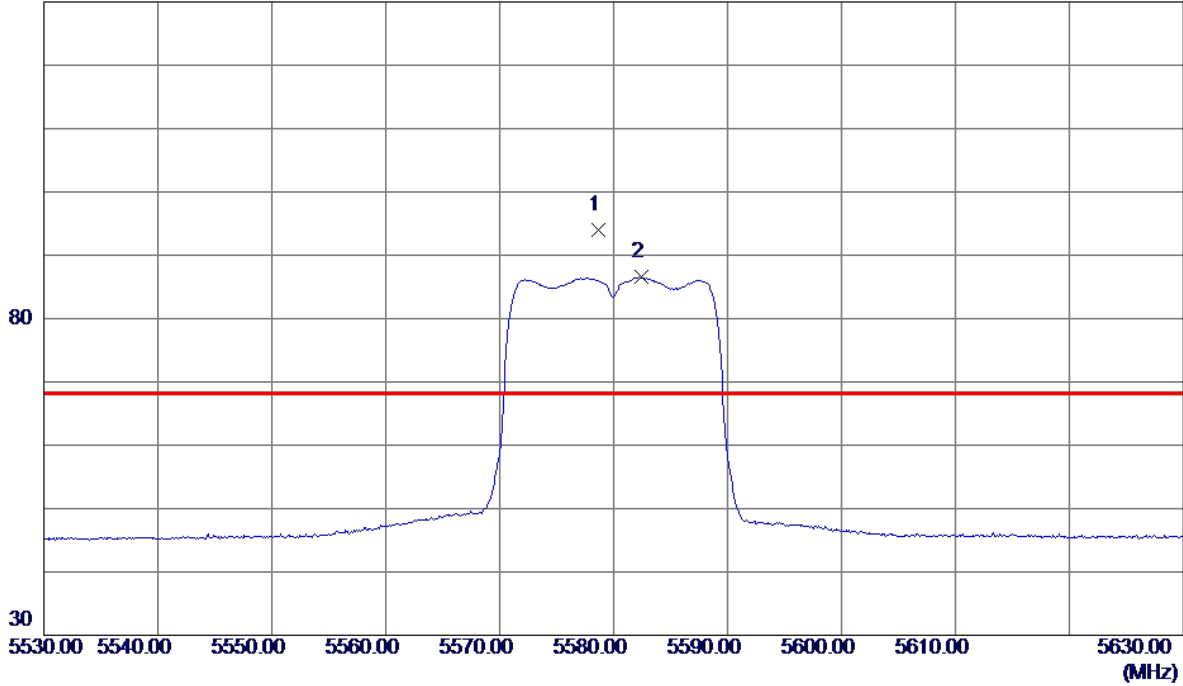


No.	Freq. MHz	Reading Level dBuV/m	Correct Factor dB	Measure ment dBuV/m	Limit dBuV/m	Margin dB	Detector	Comment
1 *	39878.5000	39.52	15.69	55.21	74.30	-19.09	Peak	

Orthogonal Axis :	X
Test Mode :	UNII-2C/ TX N20 Mode 5580MHz

Horizontal

130 dBuV/m

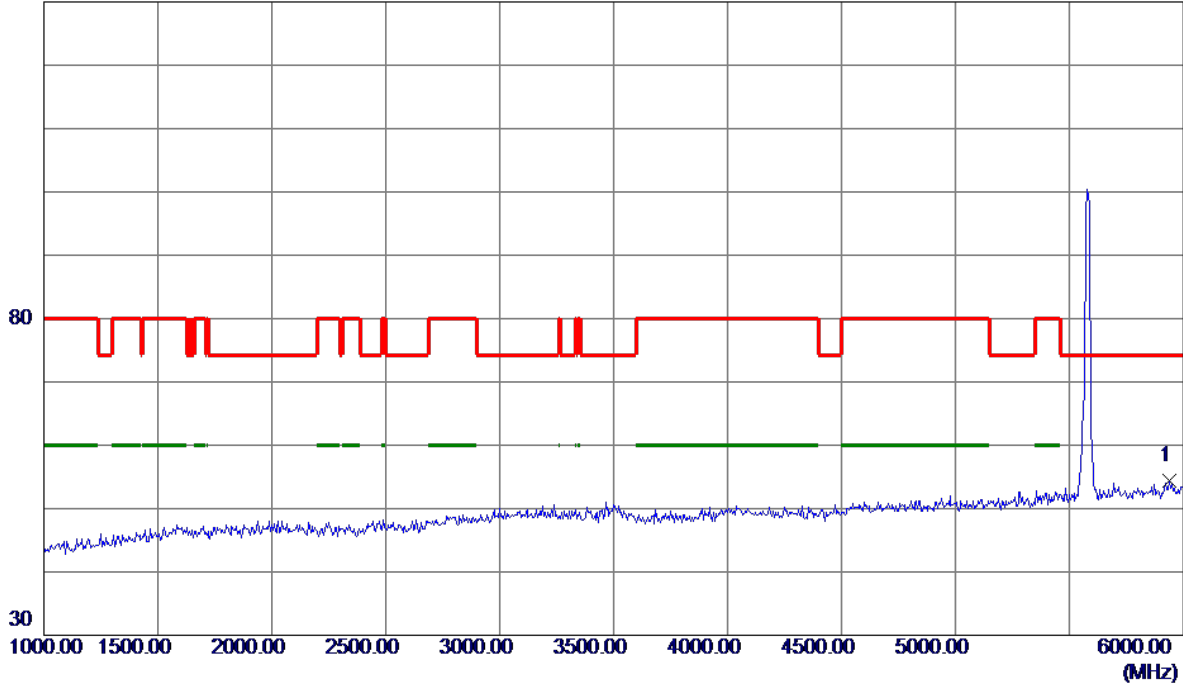


No.	Freq. MHz	Reading Level dBuV/m	Correct Factor dB	Measure ment dBuV/m	Limit dBuV/m	Margin dB	Detector	Comment
1 *	5578.7000	71.38	22.61	93.99	68.30	25.69	Peak	No Limit
2	5582.4000	63.88	22.63	86.51	999.00	-912.49	AVG	No Limit

Orthogonal Axis :	X
Test Mode :	UNII-2C/ TX N20 Mode 5580MHz

Horizontal

130 dBuV/m

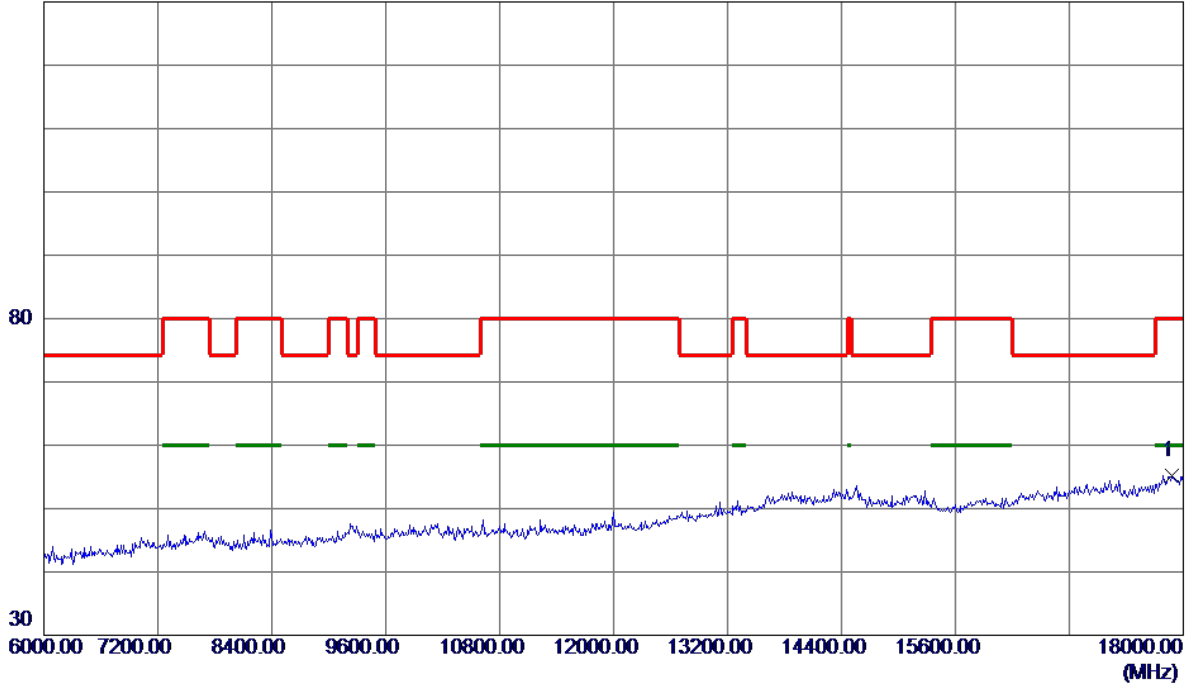


No.	Freq. MHz	Reading Level dBuV/m	Correct Factor dB	Measure ment dBuV/m	Limit dBuV/m	Margin dB	Detector	Comment
1 *	5940.0000	35.12	19.20	54.32	74.30	-19.98	Peak	

Orthogonal Axis :	X
Test Mode :	UNII-2C/ TX N20 Mode 5580MHz

Horizontal

130 dBuV/m

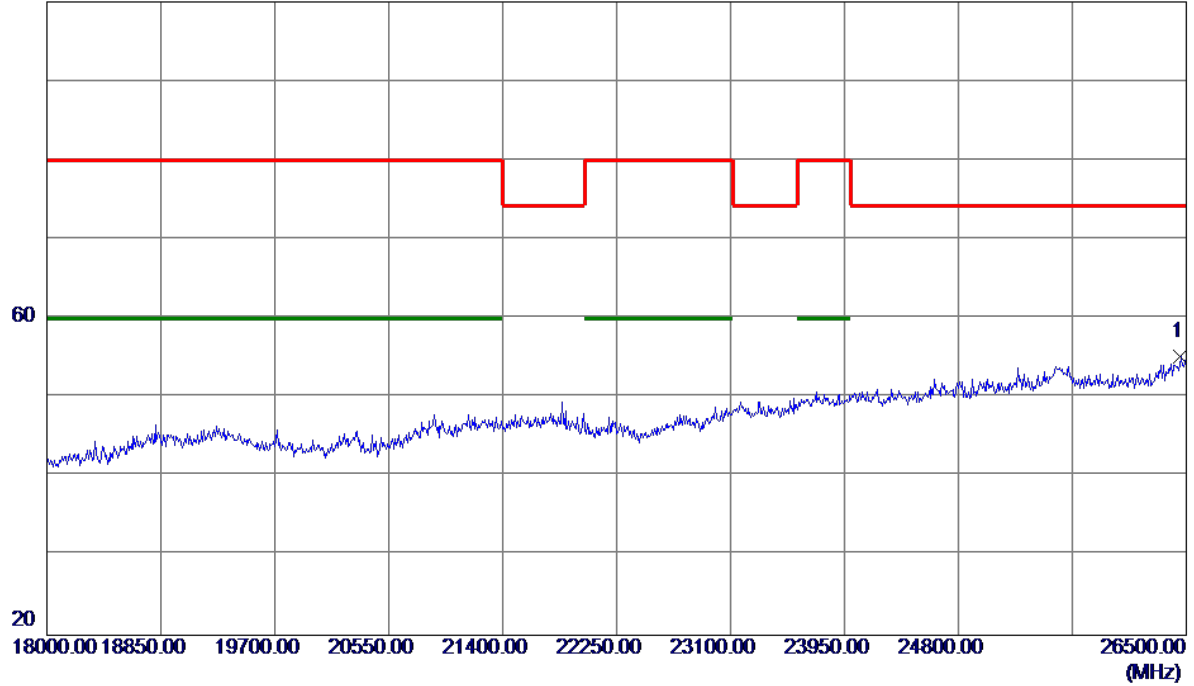


No.	Freq. MHz	Reading Level dBuV/m	Correct Factor dB	Measure ment dBuV/m	Limit dBuV/m	Margin dB	Detector	Comment
1 *	17880.0000	26.44	28.77	55.21	80.00	-24.79	Peak	

Orthogonal Axis :	X
Test Mode :	UNII-2C/ TX N20 Mode 5580MHz

Horizontal

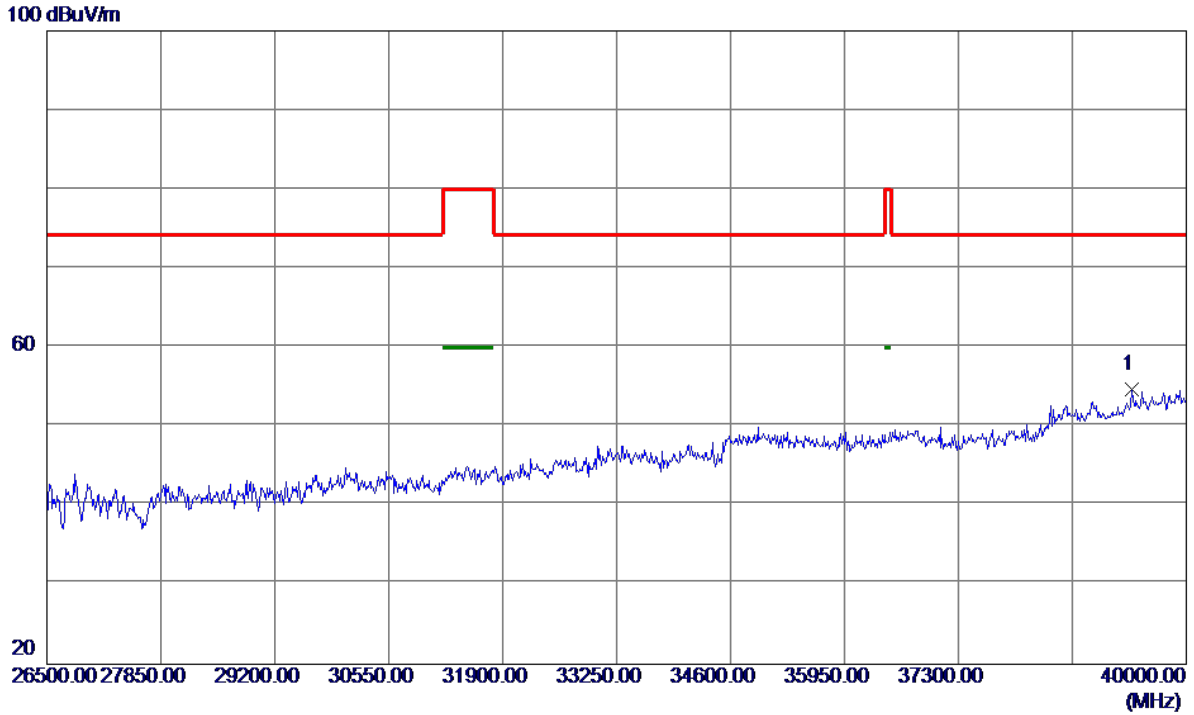
100 dBuV/m



No.	Freq. MHz	Reading Level dBuV/m	Correct Factor dB	Measure ment dBuV/m	Limit dBuV/m	Margin dB	Detector	Comment
1 *	26457.5000	29.36	25.90	55.26	74.30	-19.04	Peak	

Orthogonal Axis :	X
Test Mode :	UNII-2C/ TX N20 Mode 5580MHz

Horizontal

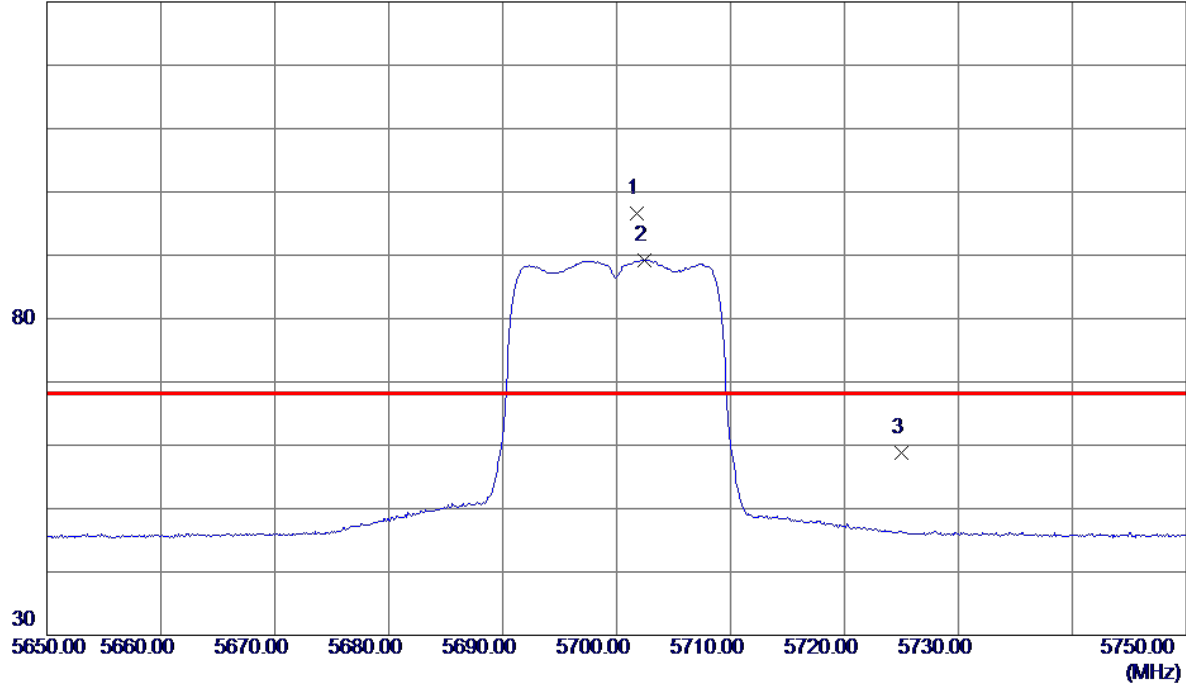


No.	Freq. MHz	Reading Level dBuV/m	Correct Factor dB	Measure ment dBuV/m	Limit dBuV/m	Margin dB	Detector	Comment
1 *	39352.0000	40.08	14.66	54.74	74.30	-19.56	Peak	

Orthogonal Axis :	X
Test Mode :	UNII-2C/ TX N20 Mode 5700MHz

Vertical

130 dBuV/m

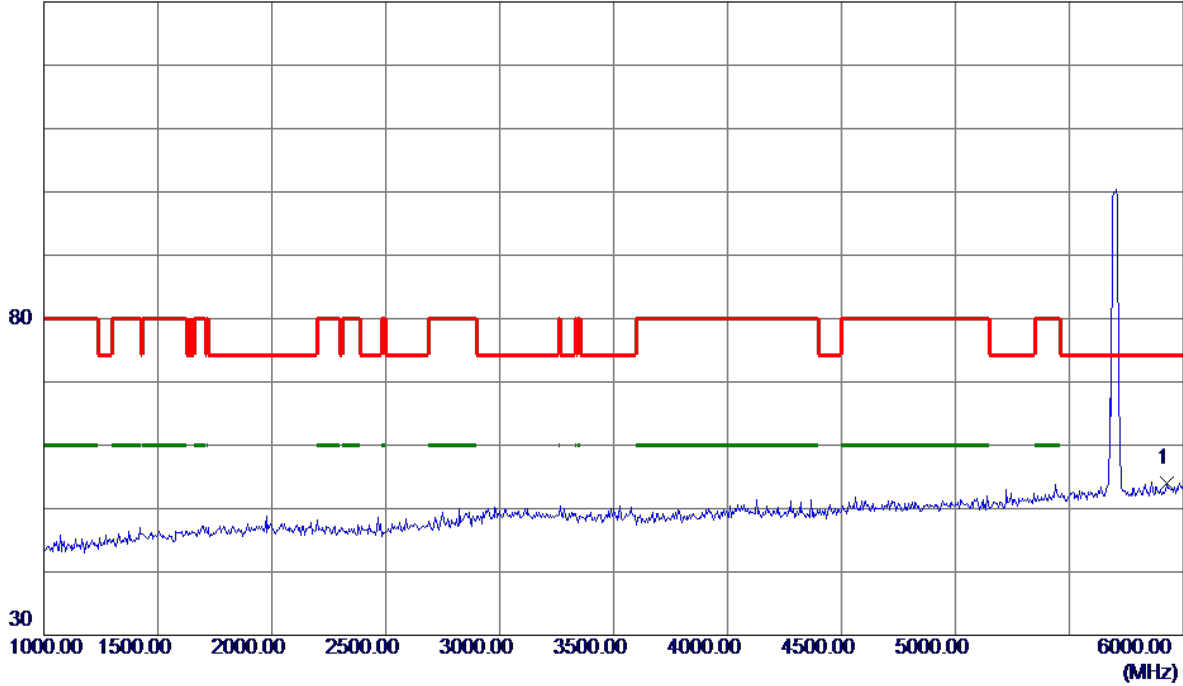


No.	Freq. MHz	Reading Level dBuV/m	Correct Factor dB	Measure ment dBuV/m	Limit dBuV/m	Margin dB	Detector	Comment
1 *	5701.8000	73.53	23.10	96.63	68.30	28.33	Peak	No Limit
2	5702.4000	66.14	23.11	89.25	999.00	-909.75	AVG	No Limit
3	5725.0000	35.53	23.20	58.73	68.30	-9.57	Peak	

Orthogonal Axis :	X
Test Mode :	UNII-2C/ TX N20 Mode 5700MHz

Vertical

130 dBuV/m

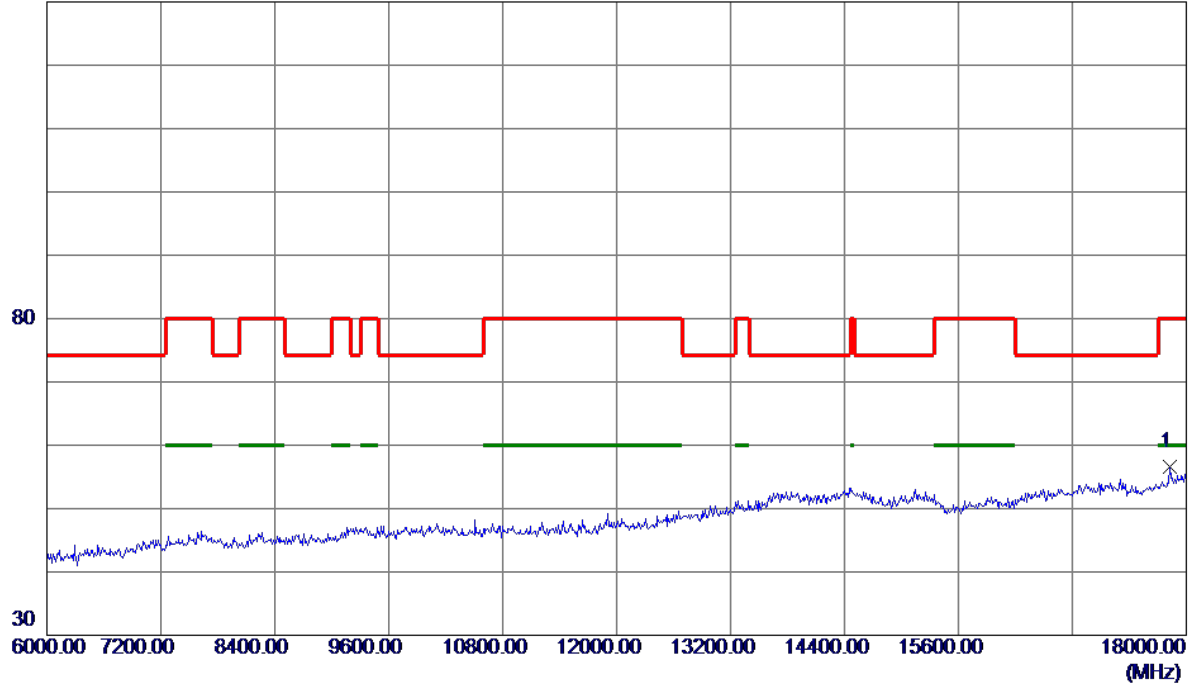


No.	Freq. MHz	Reading Level dBuV/m	Correct Factor dB	Measure ment dBuV/m	Limit dBuV/m	Margin dB	Detector	Comment
1 *	5930.0000	34.82	19.16	53.98	74.30	-20.32	Peak	

Orthogonal Axis :	X
Test Mode :	UNII-2C/ TX N20 Mode 5700MHz

Vertical

130 dBuV/m

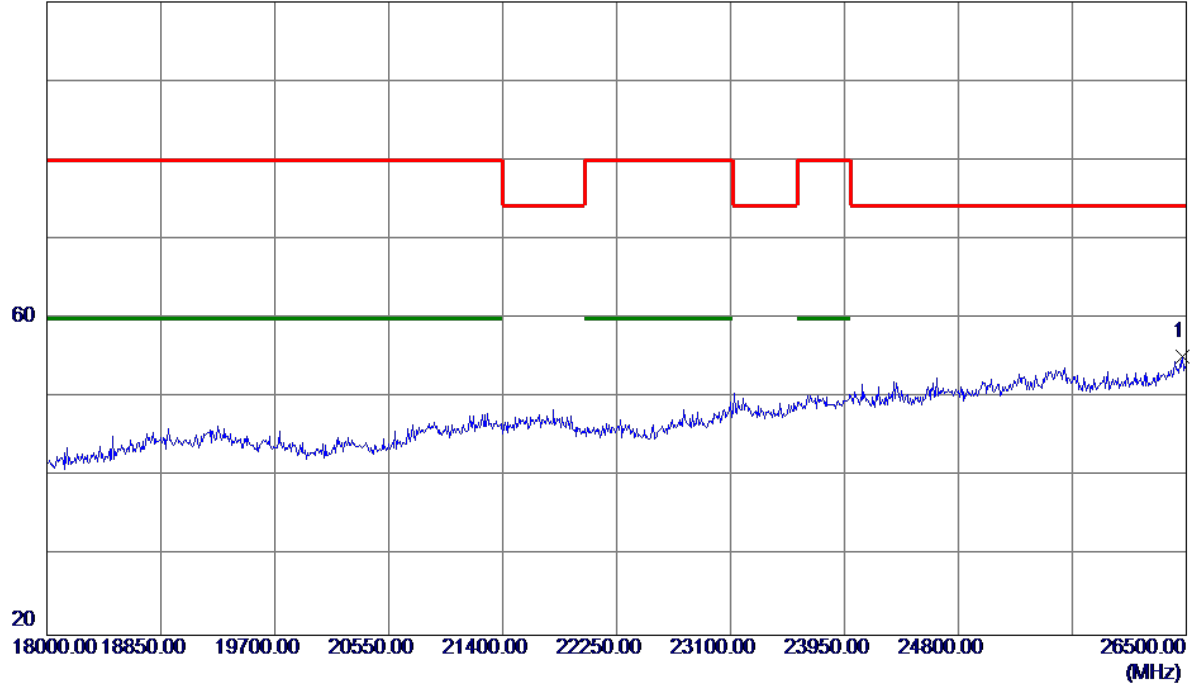


No.	Freq. MHz	Reading Level dBuV/m	Correct Factor dB	Measure ment dBuV/m	Limit dBuV/m	Margin dB	Detector	Comment
1 *	17832.0000	27.98	28.62	56.60	80.00	-23.40	Peak	

Orthogonal Axis :	X
Test Mode :	UNII-2C/ TX N20 Mode 5700MHz

Vertical

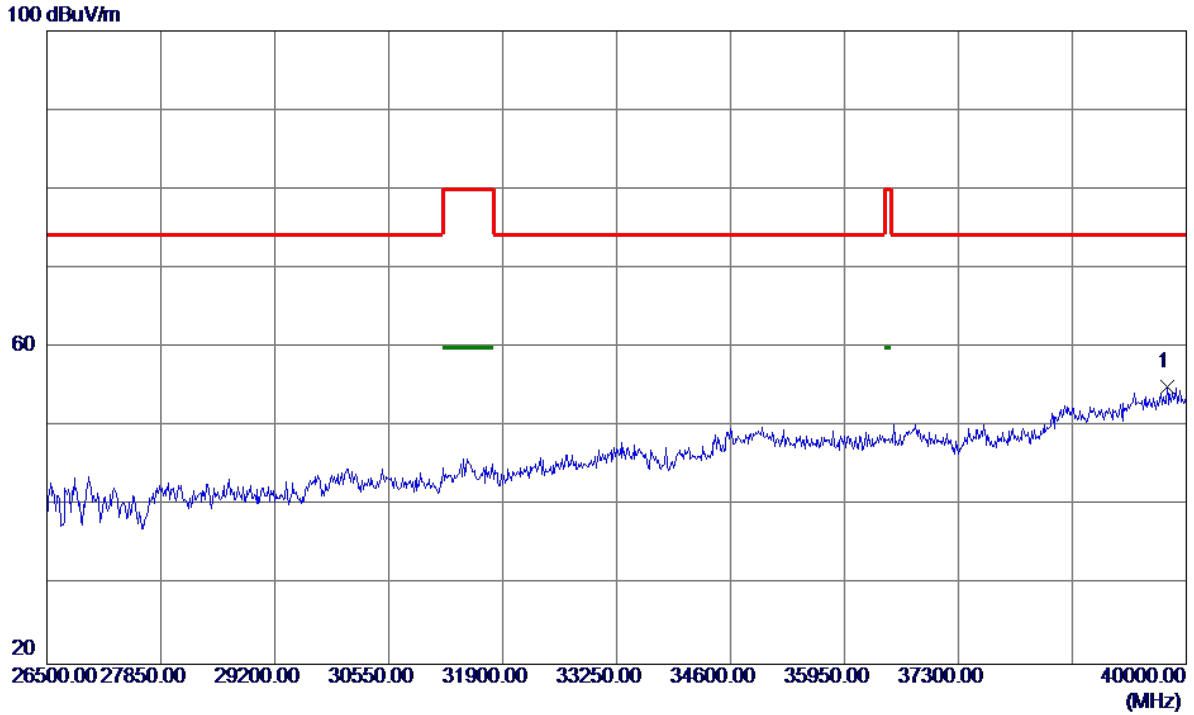
100 dBuV/m



No.	Freq. MHz	Reading Level dBuV/m	Correct Factor dB	Measure ment dBuV/m	Limit dBuV/m	Margin dB	Detector	Comment
1 *	26474.5000	29.20	25.99	55.19	74.30	-19.11	Peak	

Orthogonal Axis :	X
Test Mode :	UNII-2C/ TX N20 Mode 5700MHz

Vertical

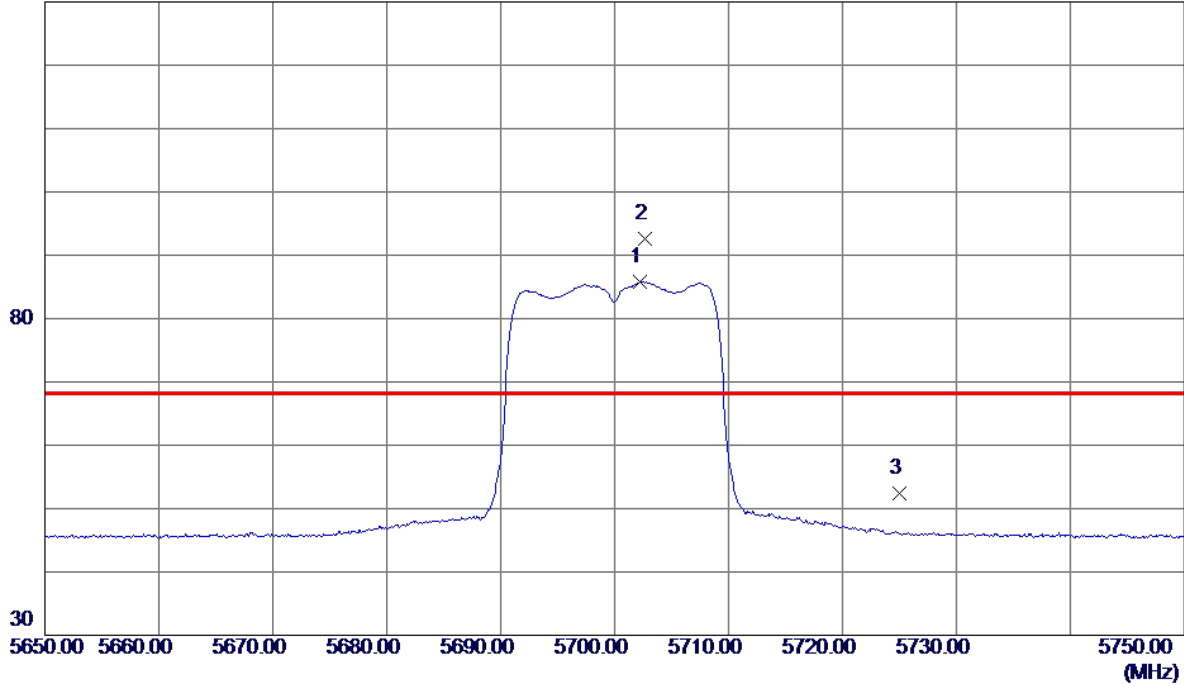


No.	Freq. MHz	Reading Level dBuV/m	Correct Factor dB	Measure ment dBuV/m	Limit dBuV/m	Margin dB	Detector	Comment
1 *	39770.5000	39.48	15.52	55.00	74.30	-19.30	Peak	

Orthogonal Axis :	X
Test Mode :	UNII-2C/ TX N20 Mode 5700MHz

Horizontal

130 dBuV/m

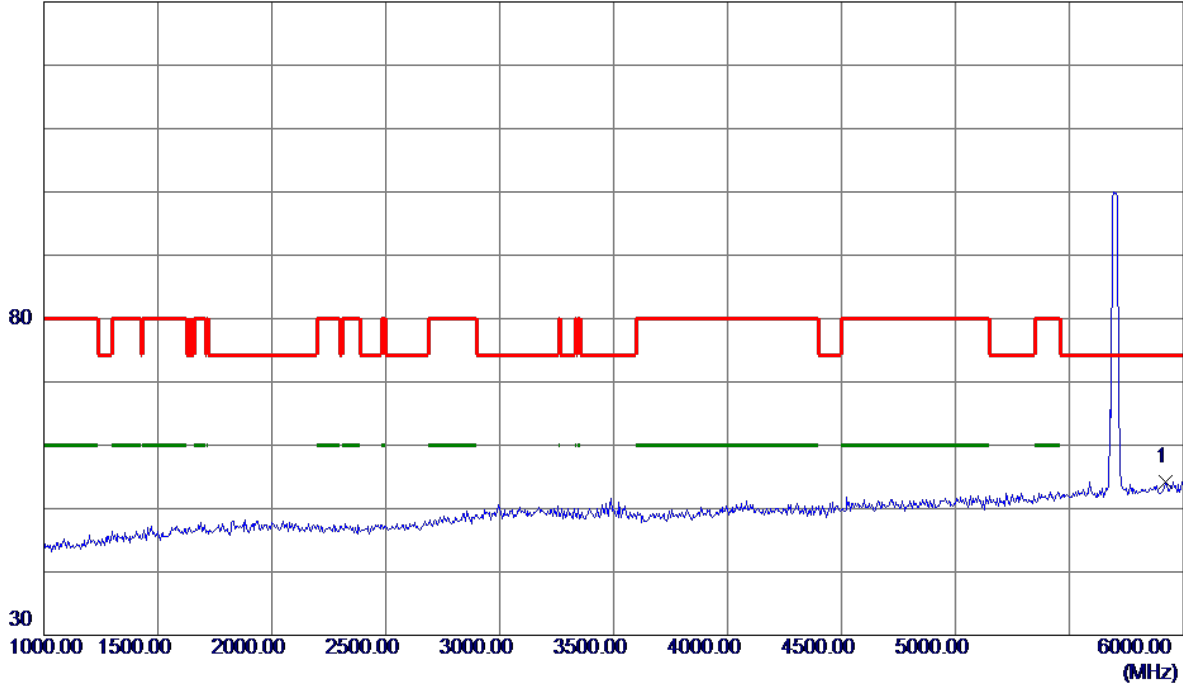


No.	Freq. MHz	Reading Level dBuV/m	Correct Factor dB	Measure ment dBuV/m	Limit dBuV/m	Margin dB	Detector	Comment
1	5702.2000	62.77	23.10	85.87	999.00	-913.13	AVG	No Limit
2 *	5702.7000	69.51	23.11	92.62	68.30	24.32	Peak	No Limit
3	5725.0000	29.19	23.20	52.39	68.30	-15.91	Peak	

Orthogonal Axis :	X
Test Mode :	UNII-2C/ TX N20 Mode 5700MHz

Horizontal

130 dBuV/m

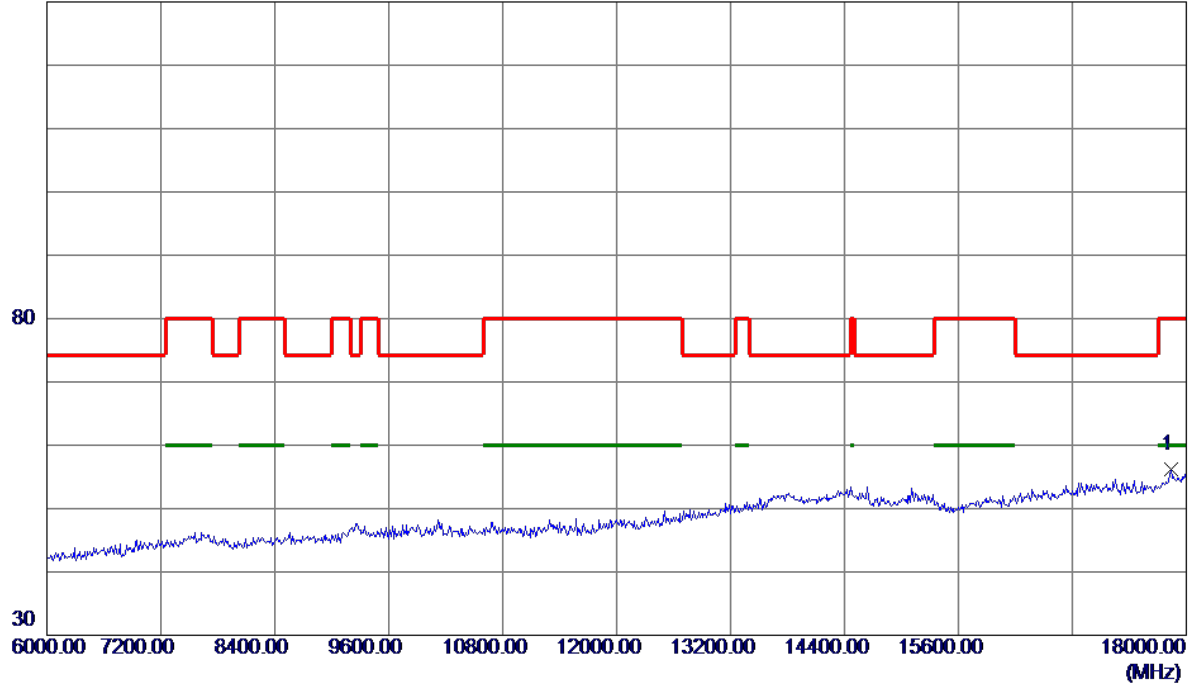


No.	Freq. MHz	Reading Level dBuV/m	Correct Factor dB	Measure ment dBuV/m	Limit dBuV/m	Margin dB	Detector	Comment
1 *	5920.0000	35.10	19.13	54.23	74.30	-20.07	Peak	

Orthogonal Axis :	X
Test Mode :	UNII-2C/ TX N20 Mode 5700MHz

Horizontal

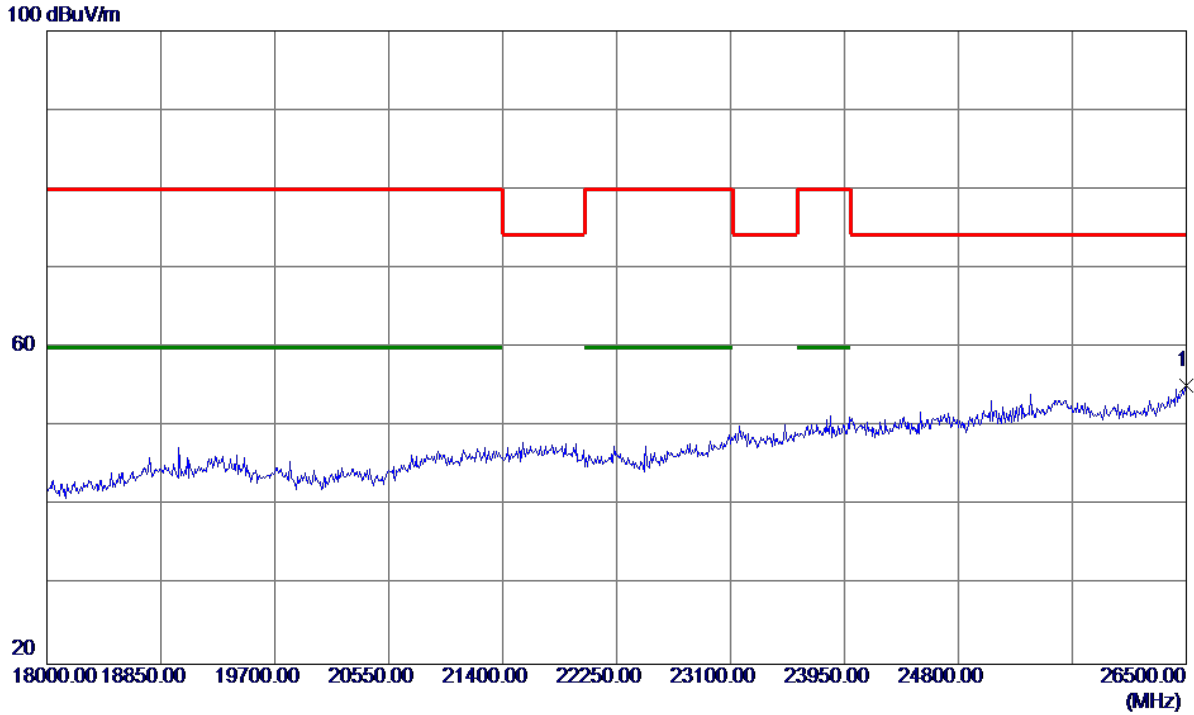
130 dBuV/m



No.	Freq. MHz	Reading Level dBuV/m	Correct Factor dB	Measure ment dBuV/m	Limit dBuV/m	Margin dB	Detector	Comment
1 *	17844.0000	27.62	28.66	56.28	80.00	-23.72	Peak	

Orthogonal Axis :	X
Test Mode :	UNII-2C/ TX N20 Mode 5700MHz

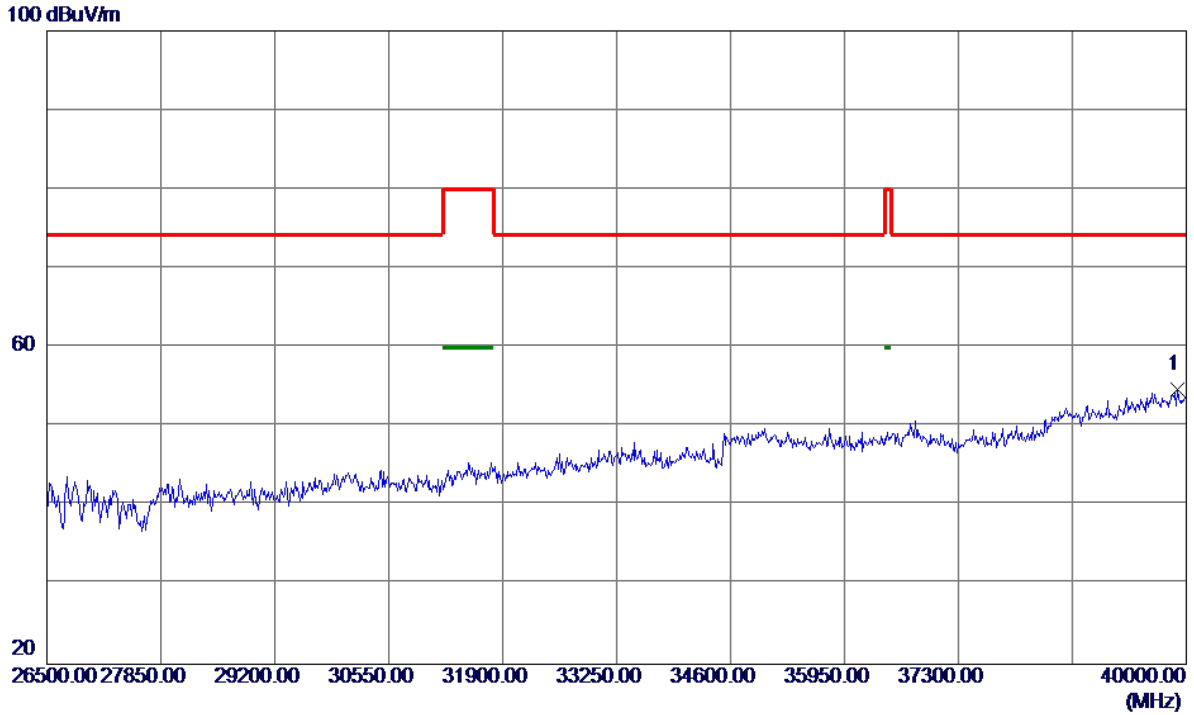
Horizontal



No.	Freq. MHz	Reading Level dBuV/m	Correct Factor dB	Measure ment dBuV/m	Limit dBuV/m	Margin dB	Detector	Comment
1 *	26500.0000	29.13	26.12	55.25	74.30	-19.05	Peak	

Orthogonal Axis :	X
Test Mode :	UNII-2C/ TX N20 Mode 5700MHz

Horizontal

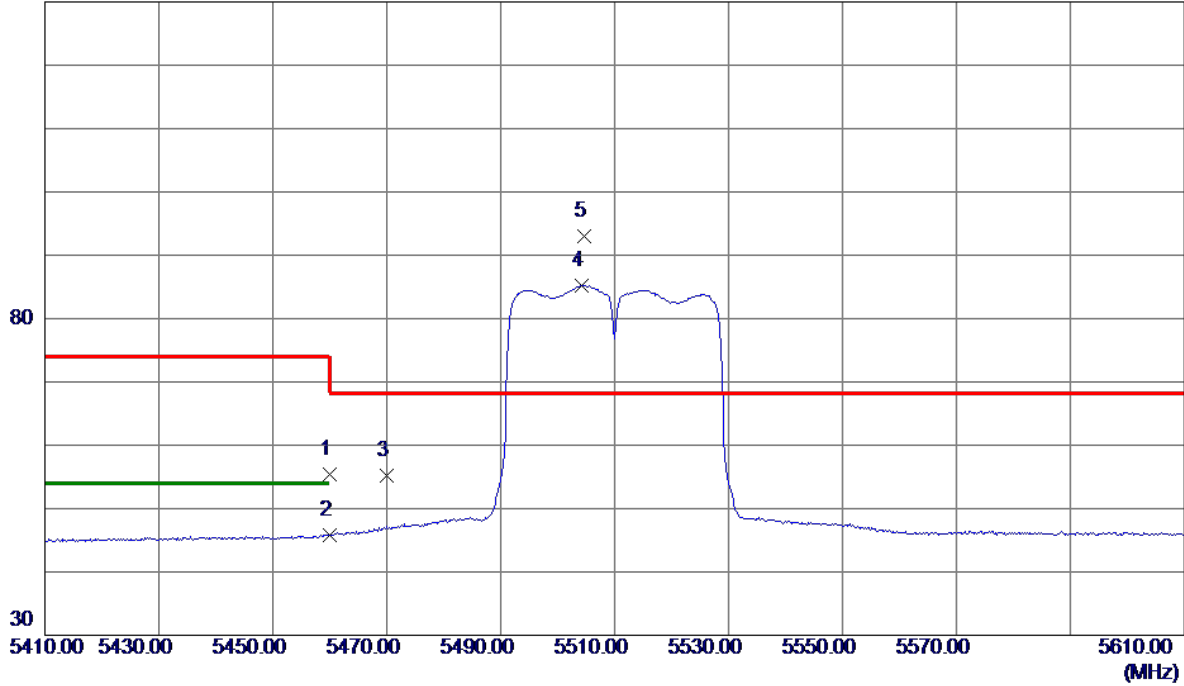


No.	Freq. MHz	Reading Level dBuV/m	Correct Factor dB	Measure ment dBuV/m	Limit dBuV/m	Margin dB	Detector	Comment
1 *	39892.0000	39.06	15.71	54.77	74.30	-19.53	Peak	

Orthogonal Axis :	X
Test Mode :	UNII-2C/ TX N40 Mode 5510MHz

Vertical

130 dBuV/m

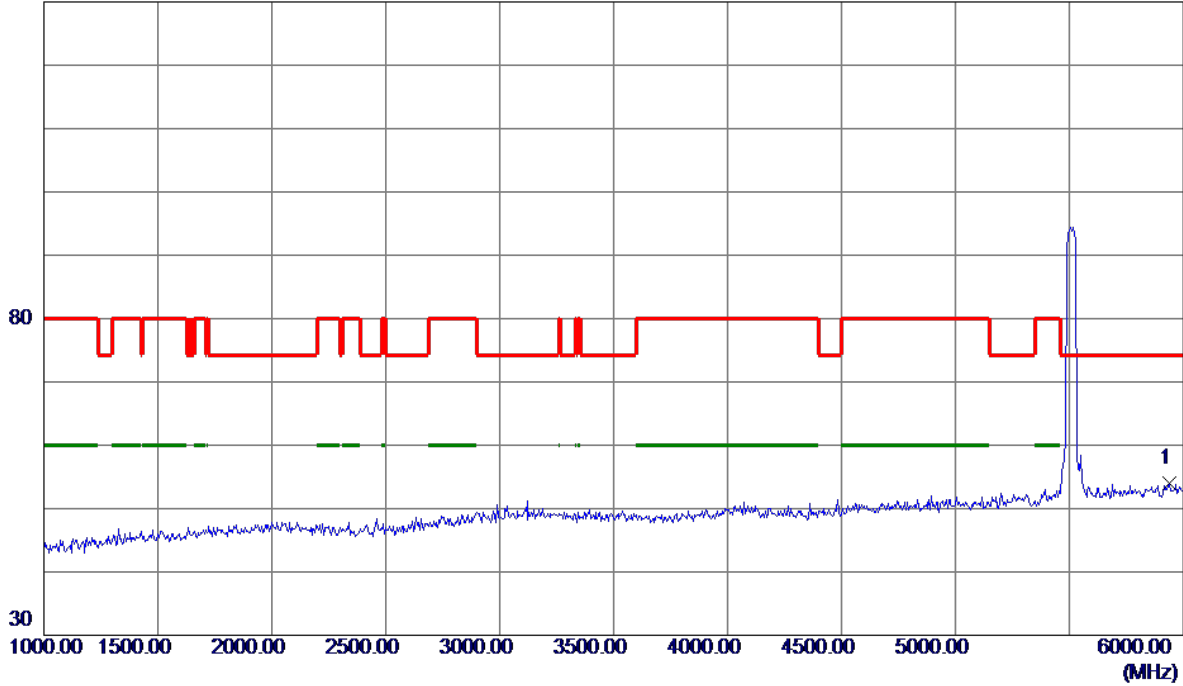


No.	Freq. MHz	Reading Level dBuV/m	Correct Factor dB	Measure ment dBuV/m	Limit dBuV/m	Margin dB	Detector	Comment
1	5460.0000	33.32	22.16	55.48	74.00	-18.52	Peak	
2	5460.0000	23.67	22.16	45.83	54.00	-8.17	AVG	
3	5470.0000	33.08	22.19	55.27	68.30	-13.03	Peak	
4	5504.2000	62.89	22.32	85.21	999.00	-913.79	AVG	No Limit
5 *	5504.6000	70.66	22.32	92.98	68.30	24.68	Peak	No Limit

Orthogonal Axis :	X
Test Mode :	UNII-2C/ TX N40 Mode 5510MHz

Vertical

130 dBuV/m

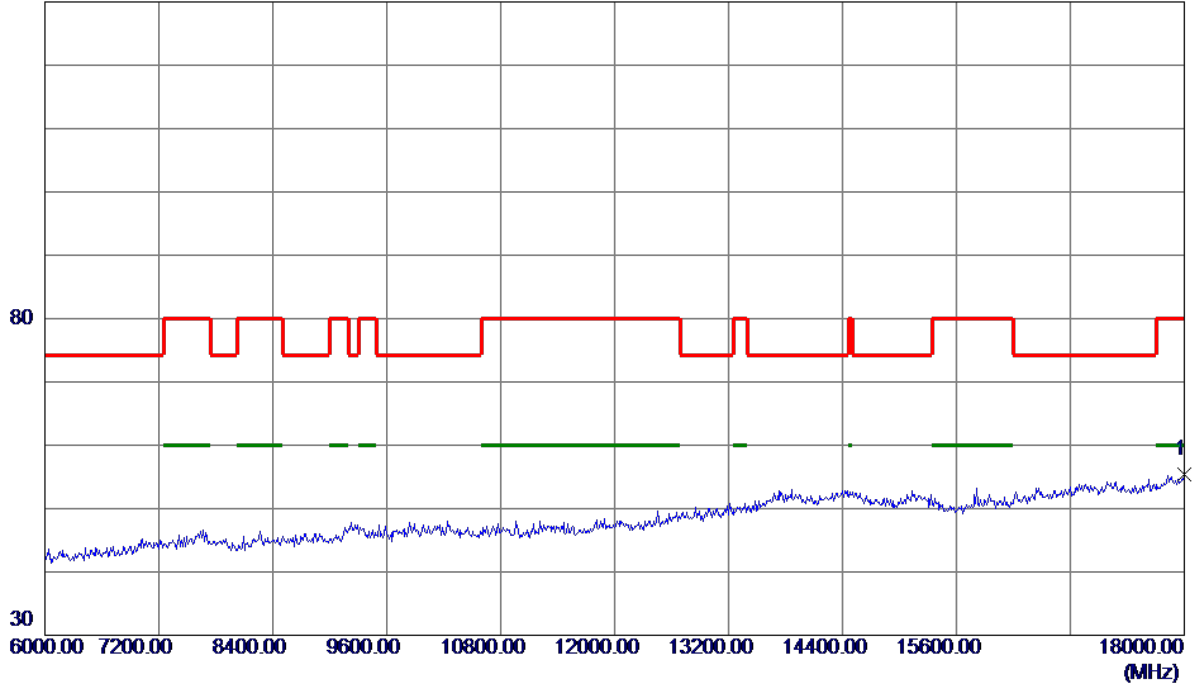


No.	Freq. MHz	Reading Level dBuV/m	Correct Factor dB	Measure ment dBuV/m	Limit dBuV/m	Margin dB	Detector	Comment
1 *	5940.0000	34.89	19.20	54.09	74.30	-20.21	Peak	

Orthogonal Axis :	X
Test Mode :	UNII-2C/ TX N40 Mode 5510MHz

Vertical

130 dBuV/m

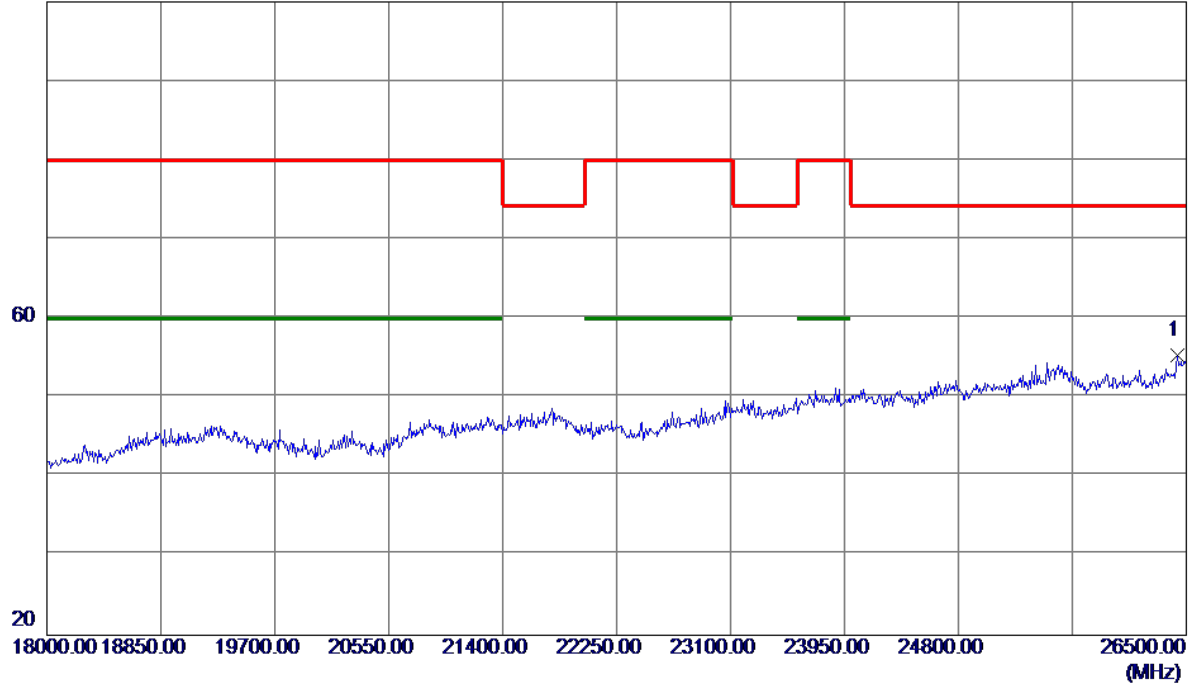


No.	Freq. MHz	Reading Level dBuV/m	Correct Factor dB	Measure ment dBuV/m	Limit dBuV/m	Margin dB	Detector	Comment
1 *	18000.0000	26.31	29.16	55.47	80.00	-24.53	Peak	

Orthogonal Axis :	X
Test Mode :	UNII-2C/ TX N40 Mode 5510MHz

Vertical

100 dBuV/m

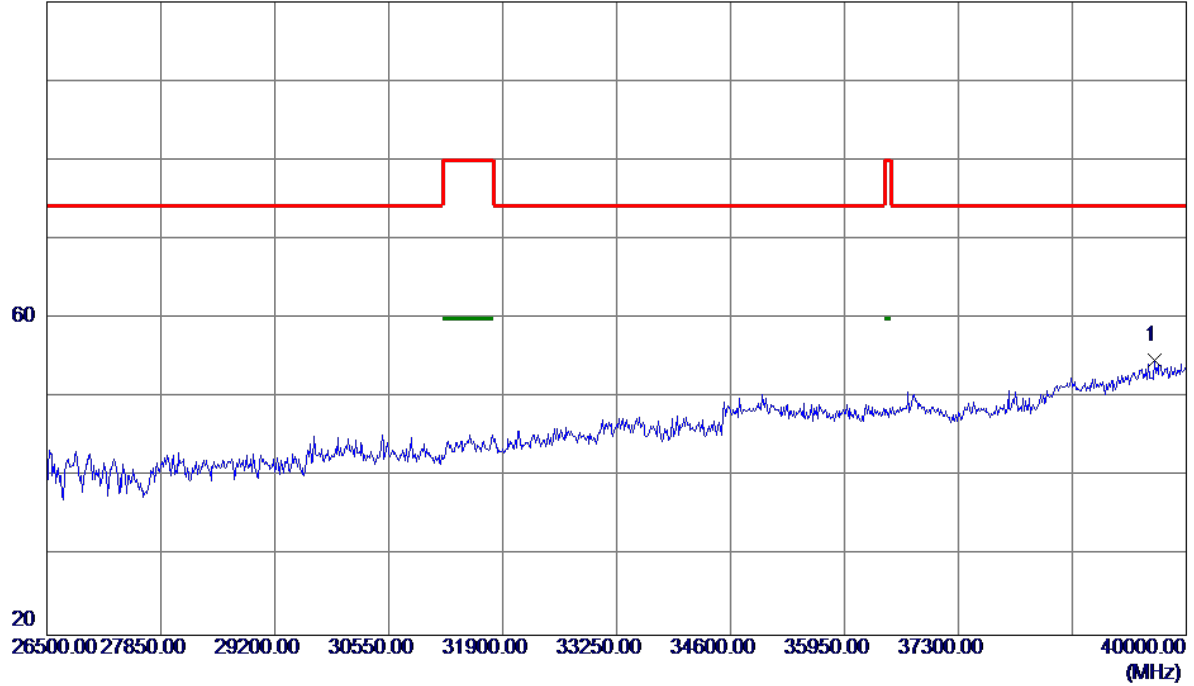


No.	Freq. MHz	Reading Level dBuV/m	Correct Factor dB	Measure ment dBuV/m	Limit dBuV/m	Margin dB	Detector	Comment
1 *	26432.0000	29.58	25.76	55.34	74.30	-18.96	Peak	

Orthogonal Axis :	X
Test Mode :	UNII-2C/ TX N40 Mode 5510MHz

Vertical

100 dBuV/m

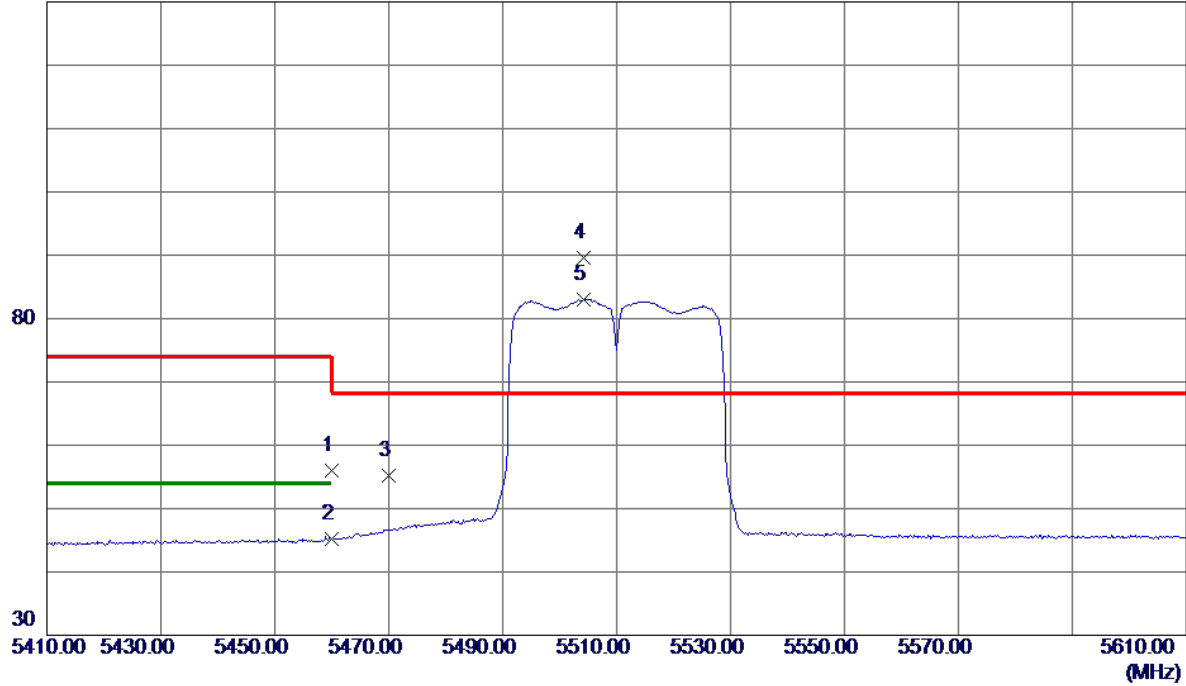


No.	Freq. MHz	Reading Level dBuV/m	Correct Factor dB	Measure ment dBuV/m	Limit dBuV/m	Margin dB	Detector	Comment
1 *	39622.0000	39.41	15.28	54.69	74.30	-19.61	Peak	

Orthogonal Axis :	X
Test Mode :	UNII-2C/ TX N40 Mode 5510MHz

Horizontal

130 dBuV/m

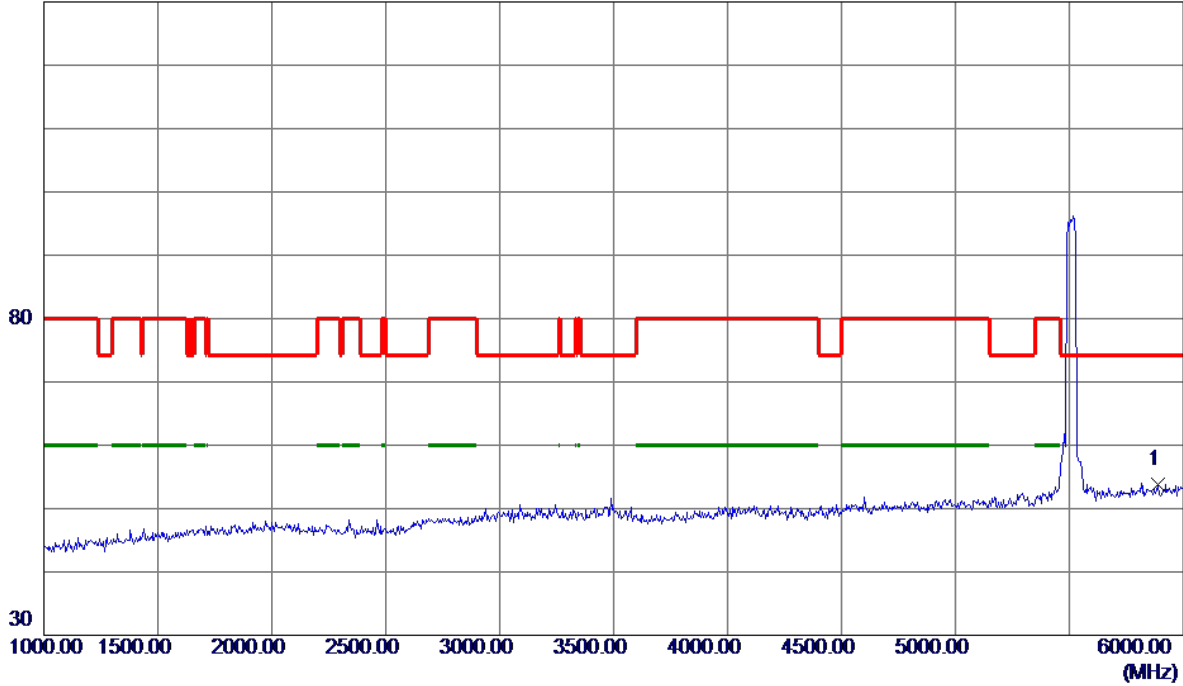


No.	Freq. MHz	Reading Level dBuV/m	Correct Factor dB	Measure ment dBuV/m	Limit dBuV/m	Margin dB	Detector	Comment
1	5460.0000	33.87	22.16	56.03	74.00	-17.97	Peak	
2	5460.0000	23.03	22.16	45.19	54.00	-8.81	AVG	
3	5470.0000	33.08	22.19	55.27	68.30	-13.03	Peak	
4 *	5504.2000	67.36	22.32	89.68	68.30	21.38	Peak	No Limit
5	5504.2000	60.74	22.32	83.06	999.00	-915.94	AVG	No Limit

Orthogonal Axis :	X
Test Mode :	UNII-2C/ TX N40 Mode 5510MHz

Horizontal

130 dBuV/m

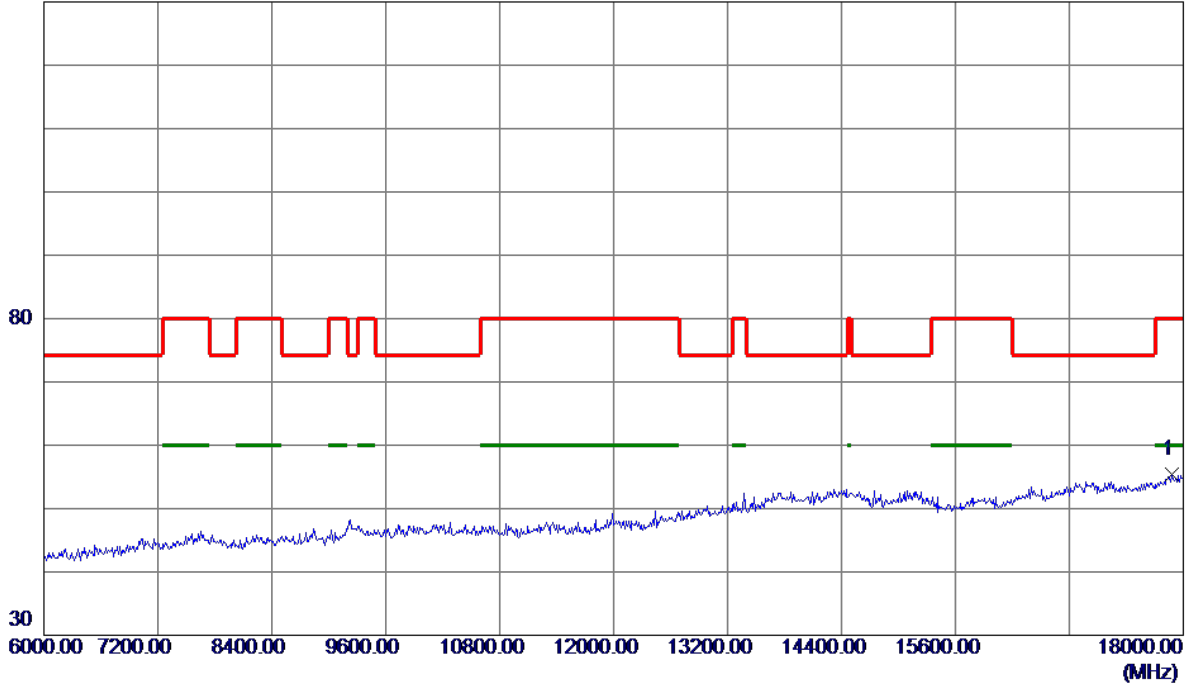


No.	Freq. MHz	Reading Level dBuV/m	Correct Factor dB	Measure ment dBuV/m	Limit dBuV/m	Margin dB	Detector	Comment
1 *	5890.0000	34.81	19.02	53.83	74.30	-20.47	Peak	

Orthogonal Axis :	X
Test Mode :	UNII-2C/ TX N40 Mode 5510MHz

Horizontal

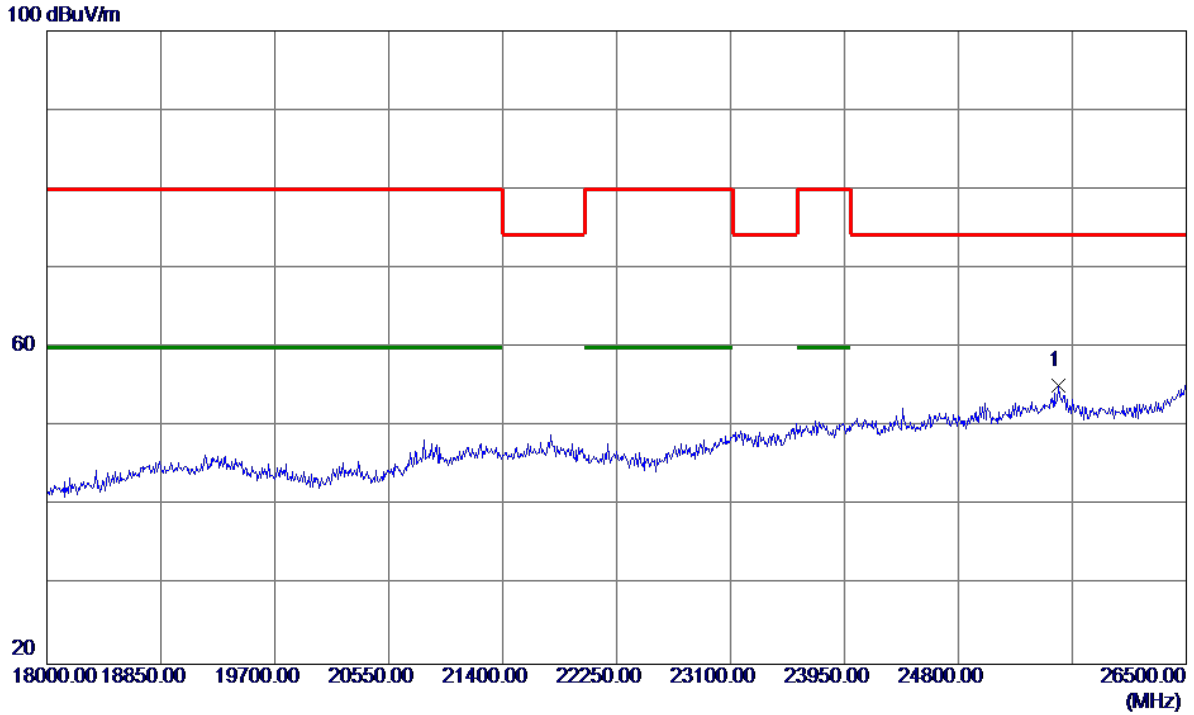
130 dBuV/m



No.	Freq. MHz	Reading Level dBuV/m	Correct Factor dB	Measure ment dBuV/m	Limit dBuV/m	Margin dB	Detector	Comment
1 *	17880.0000	26.61	28.77	55.38	80.00	-24.62	Peak	

Orthogonal Axis :	X
Test Mode :	UNII-2C/ TX N40 Mode 5510MHz

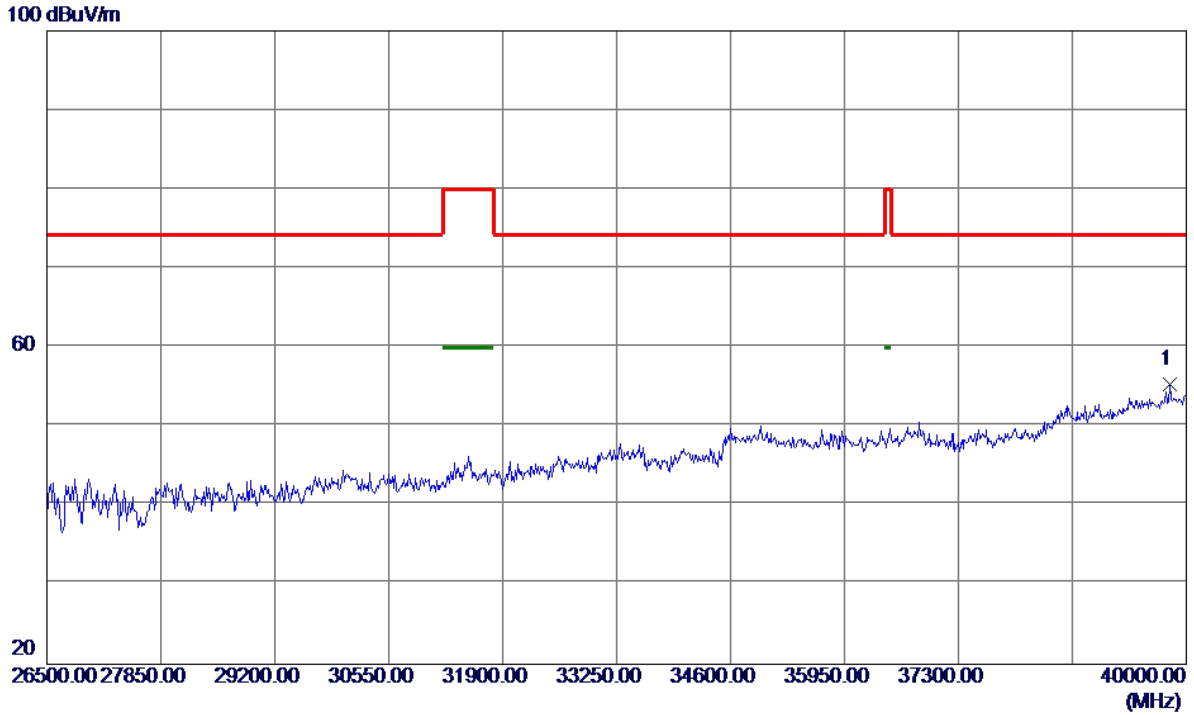
Horizontal



No.	Freq. MHz	Reading Level dBuV/m	Correct Factor dB	Measure ment dBuV/m	Limit dBuV/m	Margin dB	Detector	Comment
1 *	25548.0000	31.24	23.92	55.16	74.30	-19.14	Peak	

Orthogonal Axis :	X
Test Mode :	UNII-2C/ TX N40 Mode 5510MHz

Horizontal

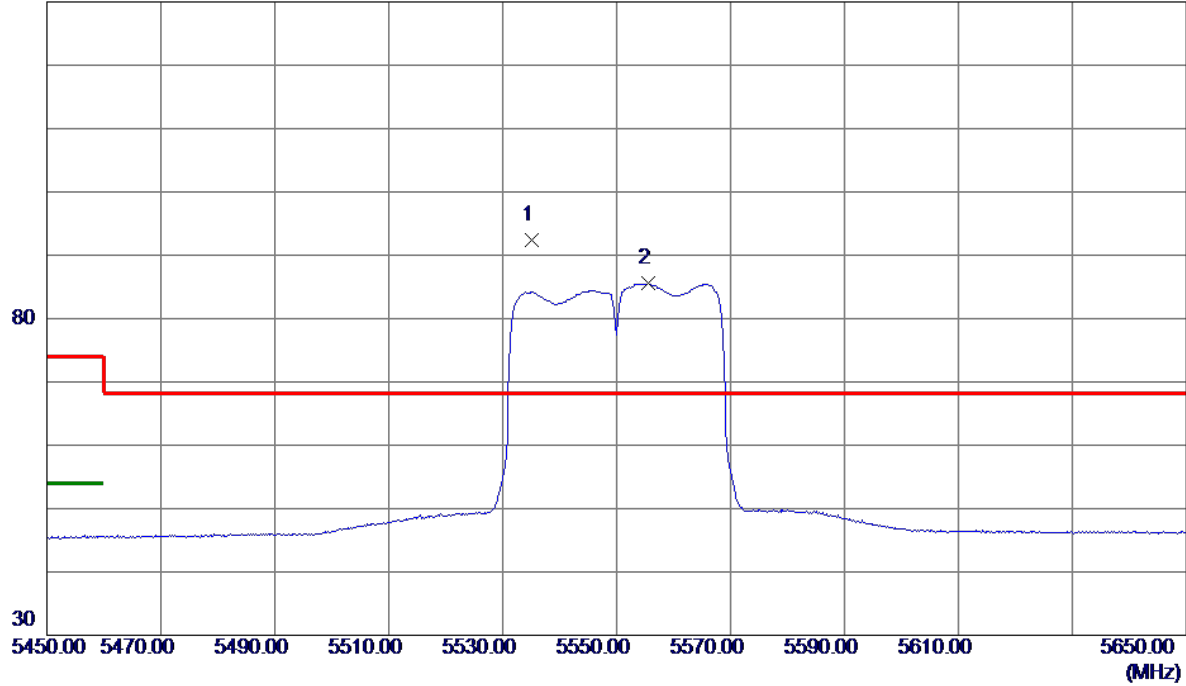


No.	Freq. MHz	Reading Level dBuV/m	Correct Factor dB	Measure ment dBuV/m	Limit dBuV/m	Margin dB	Detector	Comment
1 *	39811.0000	39.74	15.58	55.32	74.30	-18.98	Peak	

Orthogonal Axis :	X
Test Mode :	UNII-2C/ TX N40 Mode 5550MHz

Vertical

130 dBuV/m

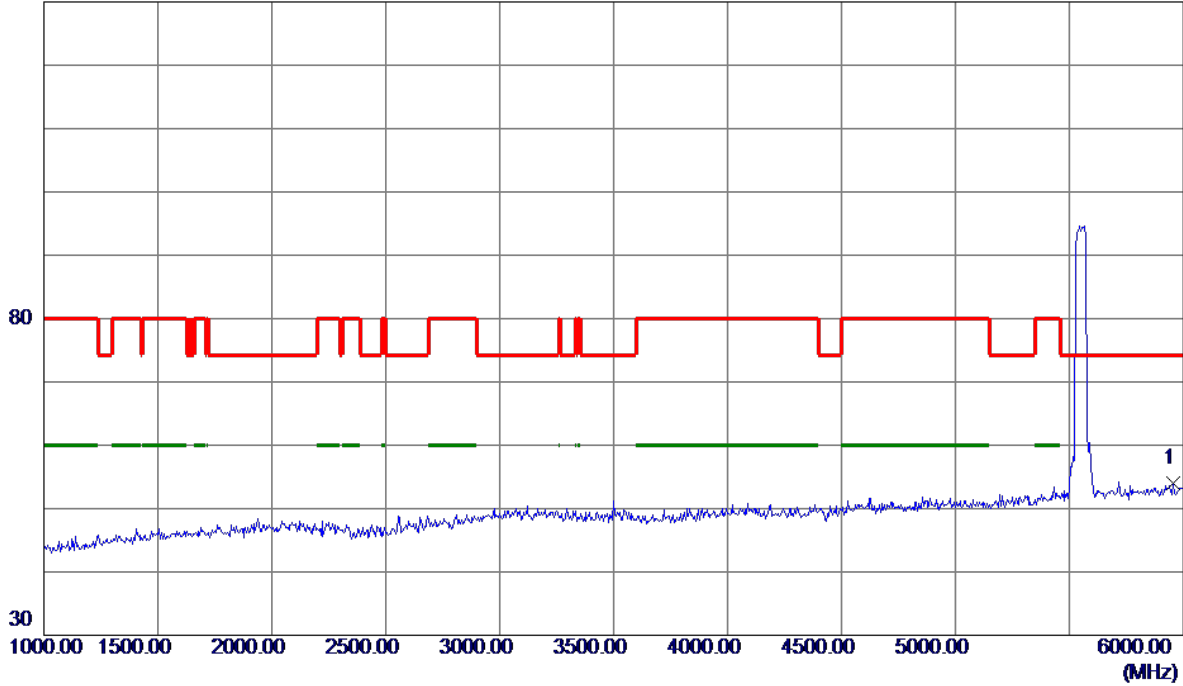


No.	Freq. MHz	Reading Level dBuV/m	Correct Factor dB	Measure ment dBuV/m	Limit dBuV/m	Margin dB	Detector	Comment
1 *	5535.2000	69.89	22.44	92.33	68.30	24.03	Peak	No Limit
2	5555.6000	63.00	22.52	85.52	999.00	-913.48	AVG	No Limit

Orthogonal Axis :	X
Test Mode :	UNII-2C/ TX N40 Mode 5550MHz

Vertical

130 dBuV/m

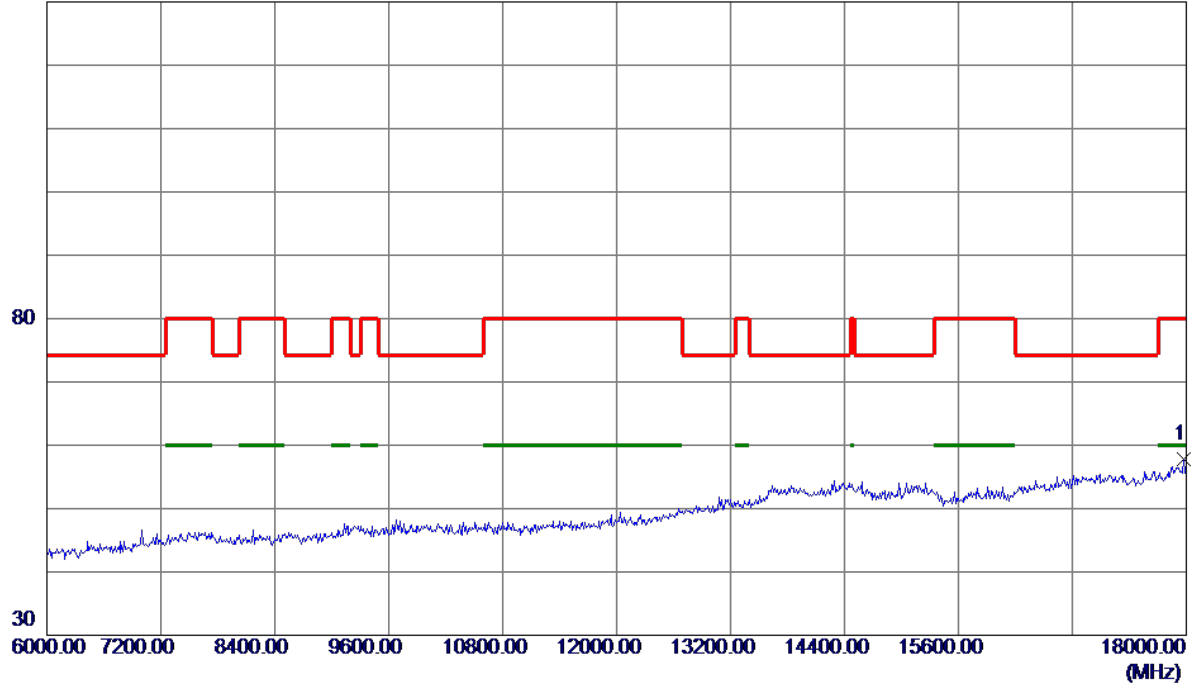


No.	Freq. MHz	Reading Level dBuV/m	Correct Factor dB	Measure ment dBuV/m	Limit dBuV/m	Margin dB	Detector	Comment
1 *	5955.0000	34.79	19.25	54.04	74.30	-20.26	Peak	

Orthogonal Axis :	X
Test Mode :	UNII-2C/ TX N40 Mode 5550MHz

Vertical

130 dBuV/m

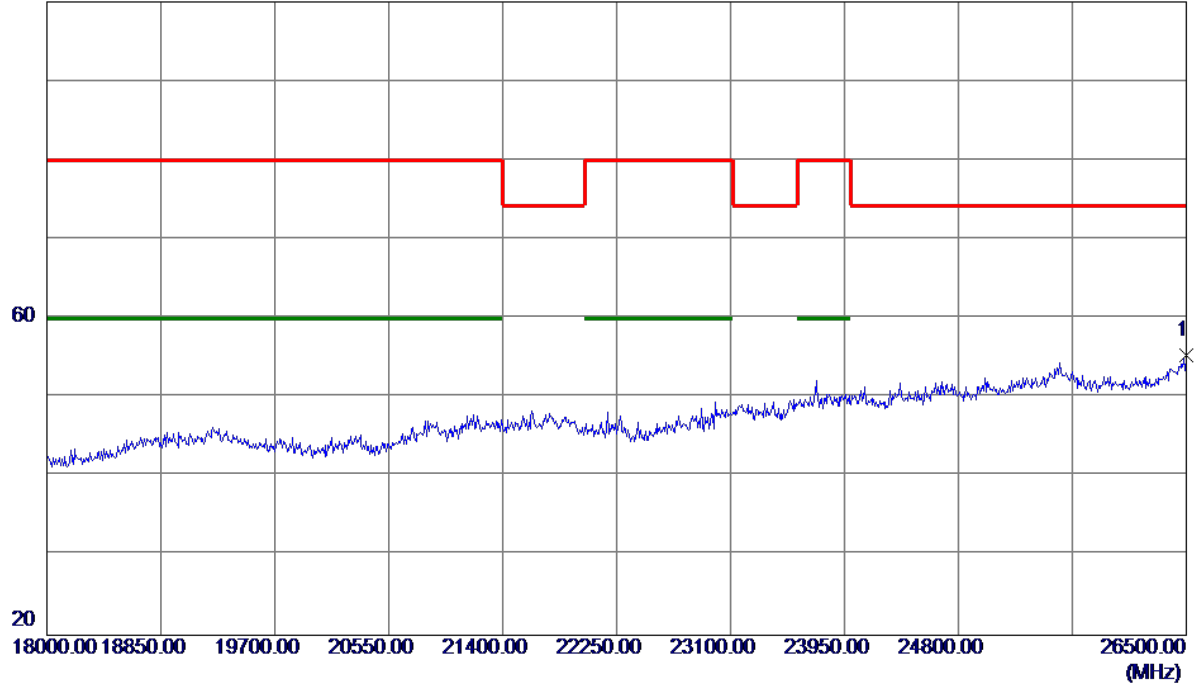


No.	Freq. MHz	Reading Level dBuV/m	Correct Factor dB	Measure ment dBuV/m	Limit dBuV/m	Margin dB	Detector	Comment
1 *	17976.0000	28.67	29.08	57.75	80.00	-22.25	Peak	

Orthogonal Axis :	X
Test Mode :	UNII-2C/ TX N40 Mode 5550MHz

Vertical

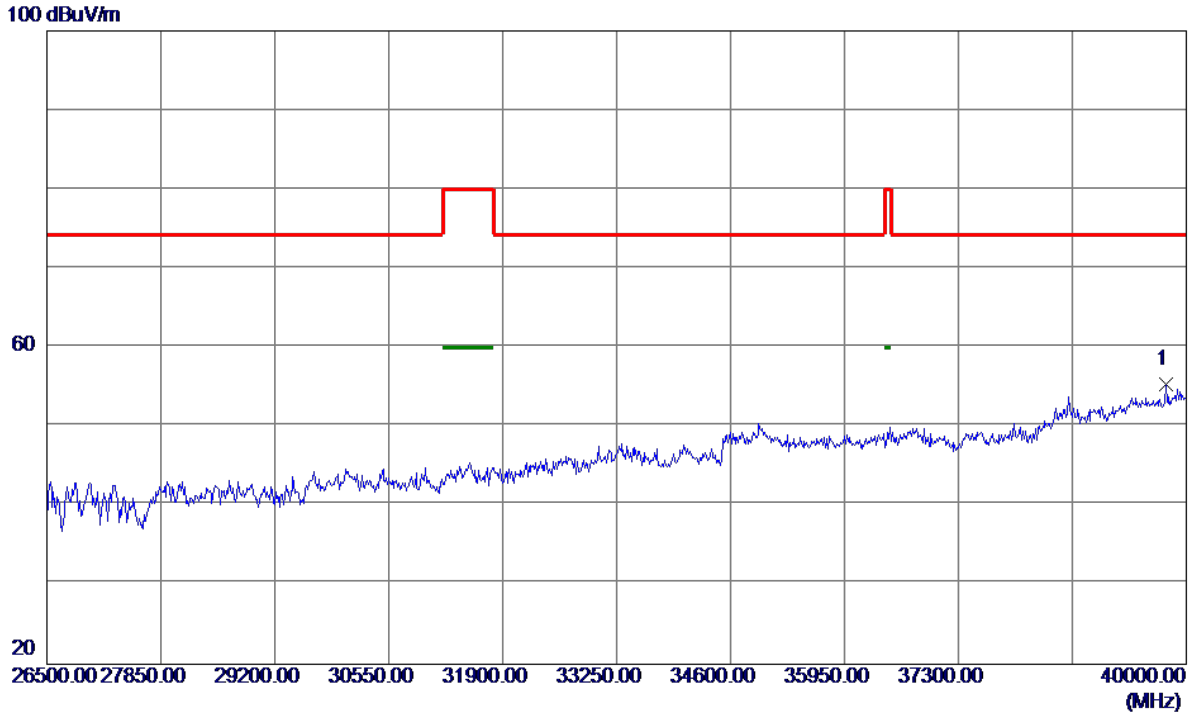
100 dBuV/m



No.	Freq. MHz	Reading Level dBuV/m	Correct Factor dB	Measure ment dBuV/m	Limit dBuV/m	Margin dB	Detector	Comment
1 *	26500.0000	29.22	26.12	55.34	74.30	-18.96	Peak	

Orthogonal Axis :	X
Test Mode :	UNII-2C/ TX N40 Mode 5550MHz

Vertical

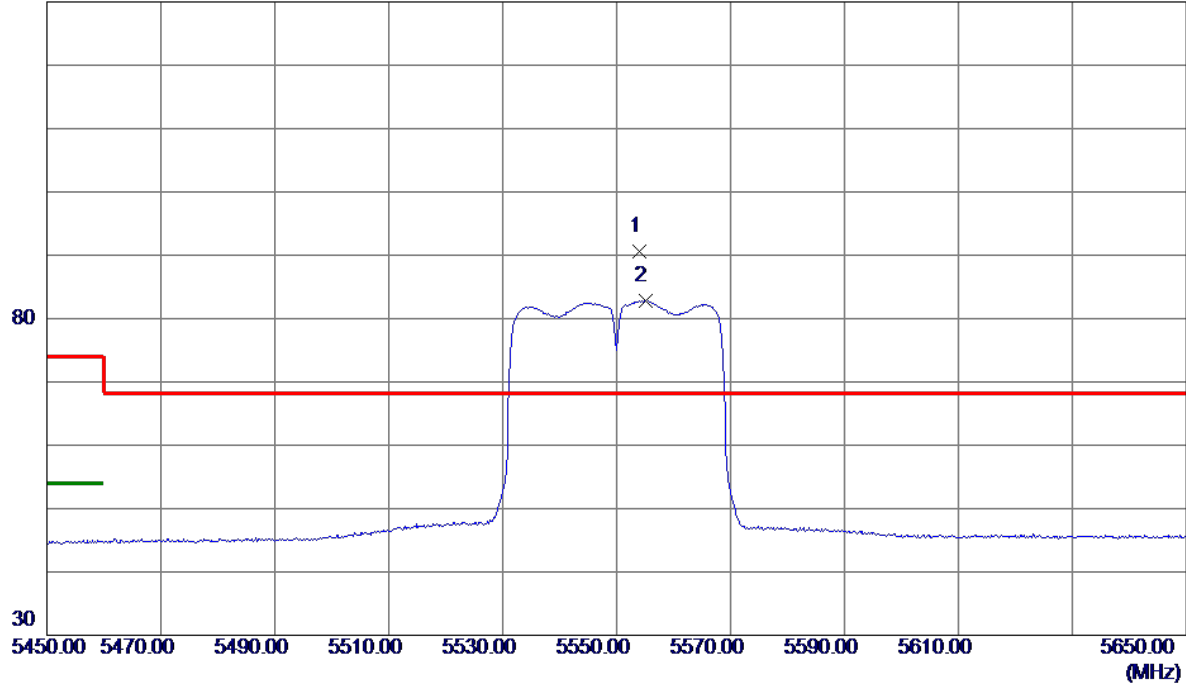


No.	Freq. MHz	Reading Level dBuV/m	Correct Factor dB	Measure ment dBuV/m	Limit dBuV/m	Margin dB	Detector	Comment
1 *	39757.0000	39.79	15.50	55.29	74.30	-19.01	Peak	

Orthogonal Axis :	X
Test Mode :	UNII-2C/ TX N40 Mode 5550MHz

Horizontal

130 dBuV/m

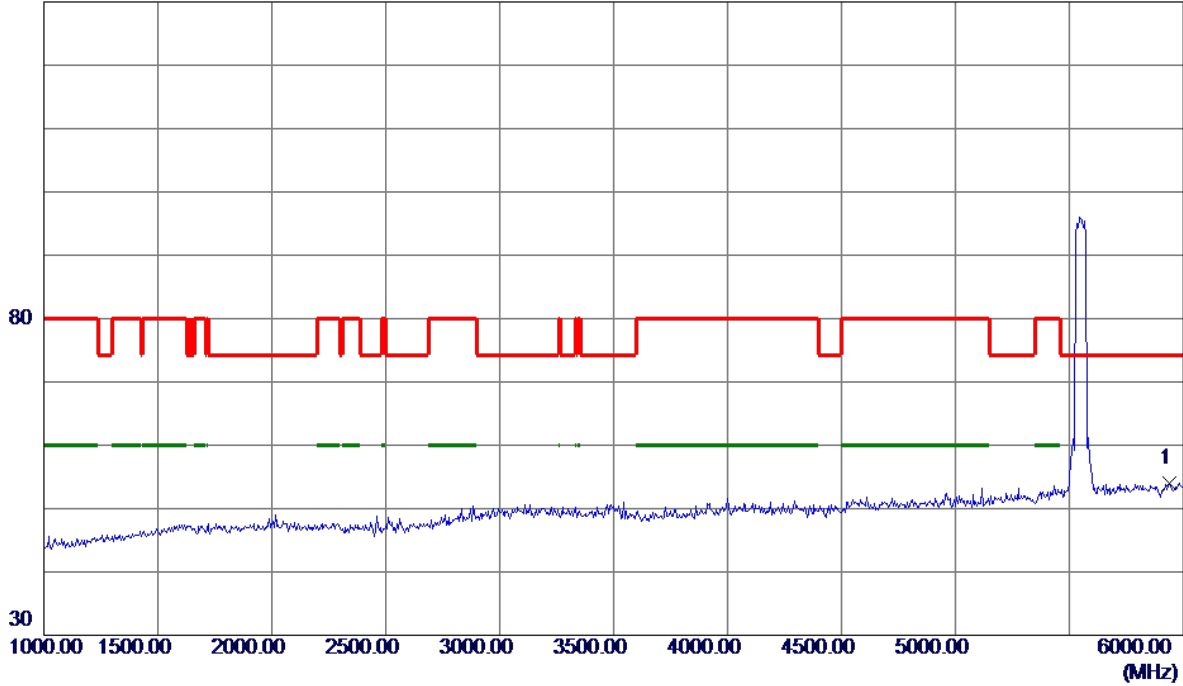


No.	Freq. MHz	Reading Level dBuV/m	Correct Factor dB	Measure ment dBuV/m	Limit dBuV/m	Margin dB	Detector	Comment
1 *	5554.0000	68.06	22.51	90.57	68.30	22.27	Peak	No Limit
2	5555.0000	60.25	22.52	82.77	999.00	-916.23	AVG	No Limit

Orthogonal Axis :	X
Test Mode :	UNII-2C/ TX N40 Mode 5550MHz

Horizontal

130 dBuV/m

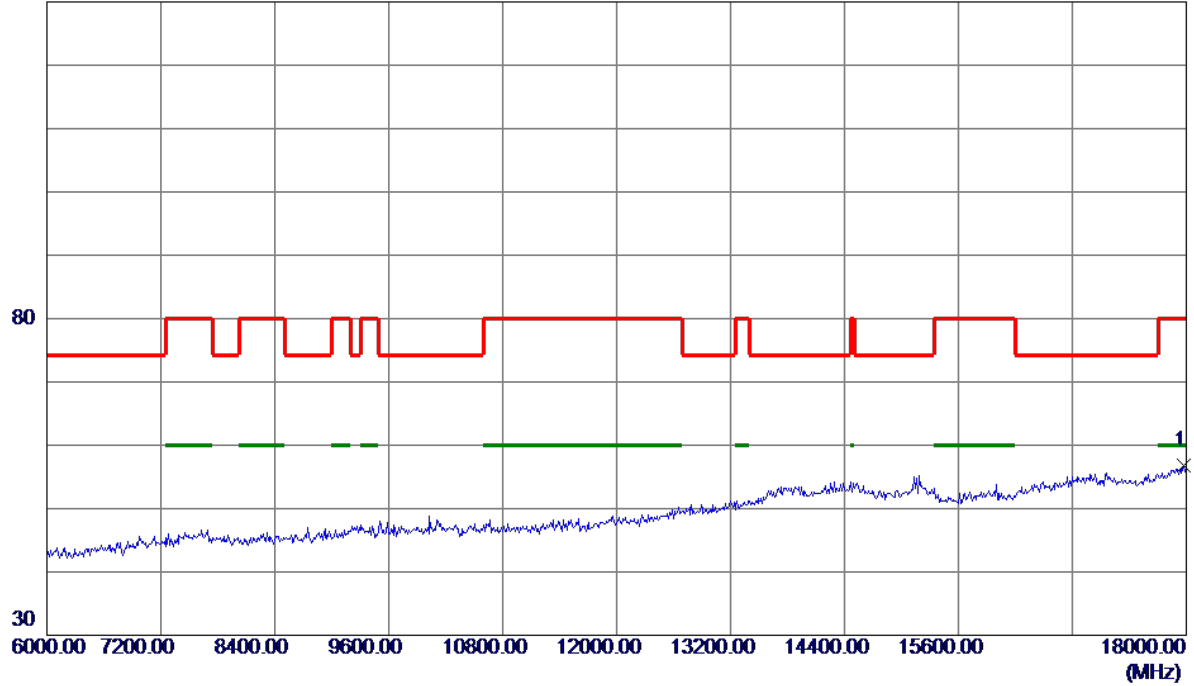


No.	Freq. MHz	Reading Level dBuV/m	Correct Factor dB	Measure ment dBuV/m	Limit dBuV/m	Margin dB	Detector	Comment
1 *	5940.0000	34.78	19.20	53.98	74.30	-20.32	Peak	

Orthogonal Axis :	X
Test Mode :	UNII-2C/ TX N40 Mode 5550MHz

Horizontal

130 dBuV/m

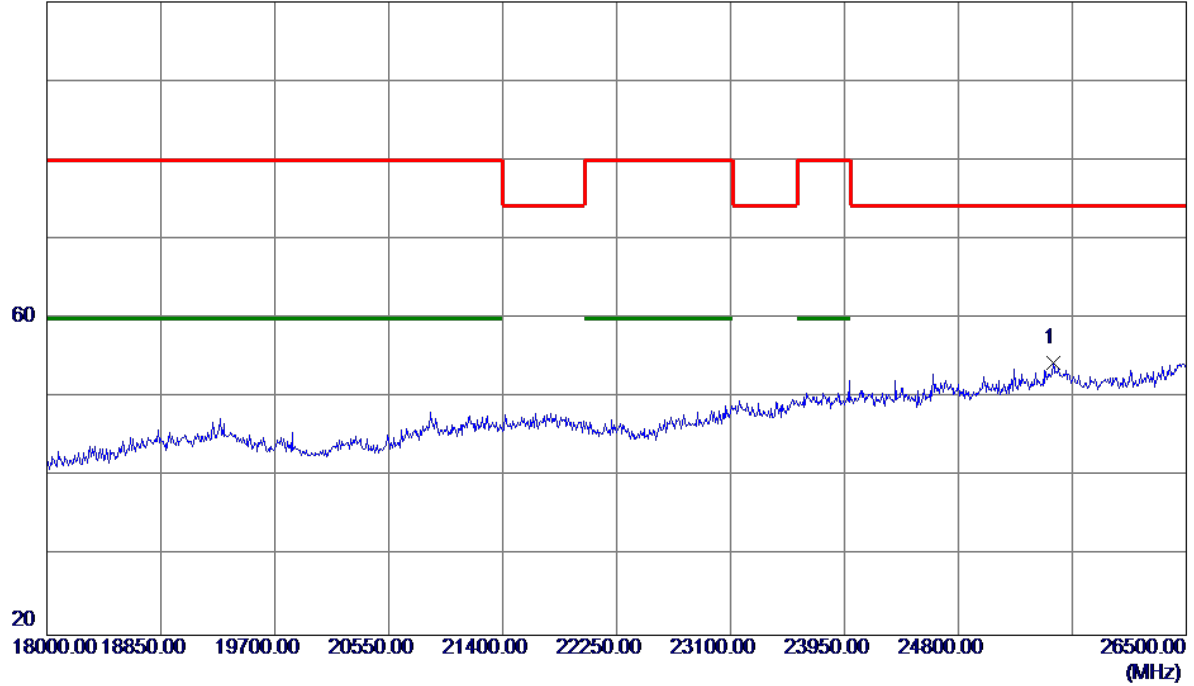


No.	Freq. MHz	Reading Level dBuV/m	Correct Factor dB	Measure ment dBuV/m	Limit dBuV/m	Margin dB	Detector	Comment
1 *	17976.0000	27.76	29.08	56.84	80.00	-23.16	Peak	

Orthogonal Axis :	X
Test Mode :	UNII-2C/ TX N40 Mode 5550MHz

Horizontal

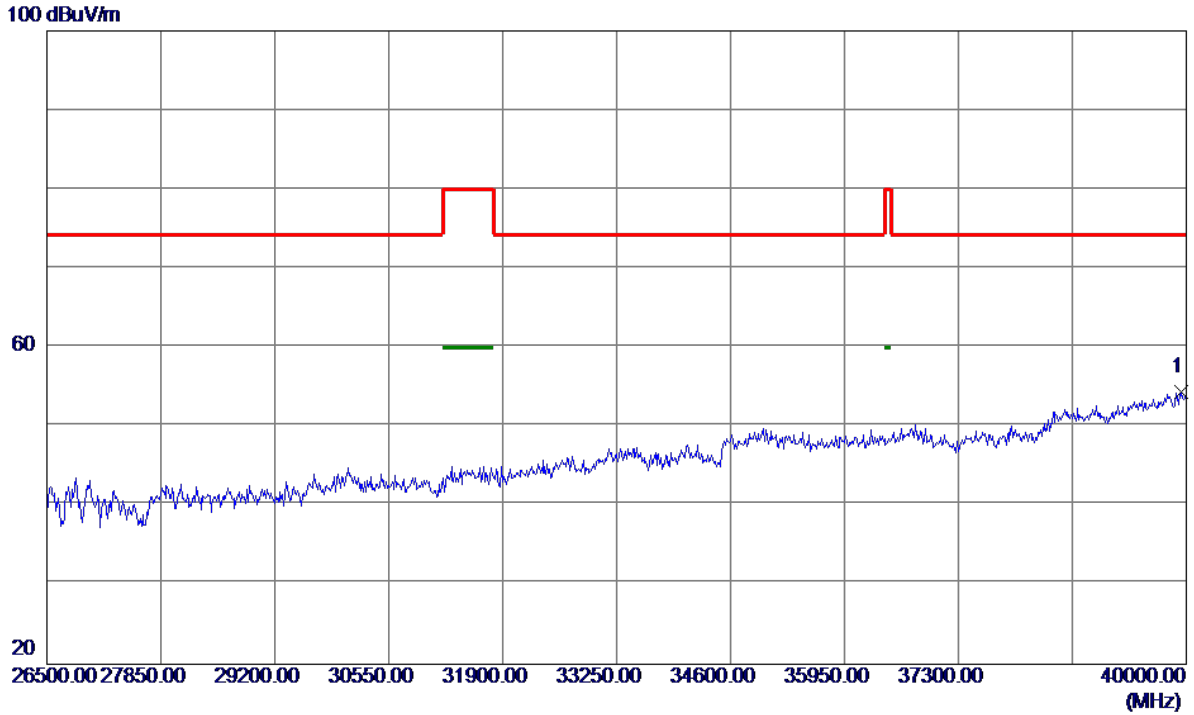
100 dBuV/m



No.	Freq. MHz	Reading Level dBuV/m	Correct Factor dB	Measure ment dBuV/m	Limit dBuV/m	Margin dB	Detector	Comment
1 *	25505.5000	30.45	23.96	54.41	74.30	-19.89	Peak	

Orthogonal Axis :	X
Test Mode :	UNII-2C/ TX N40 Mode 5550MHz

Horizontal

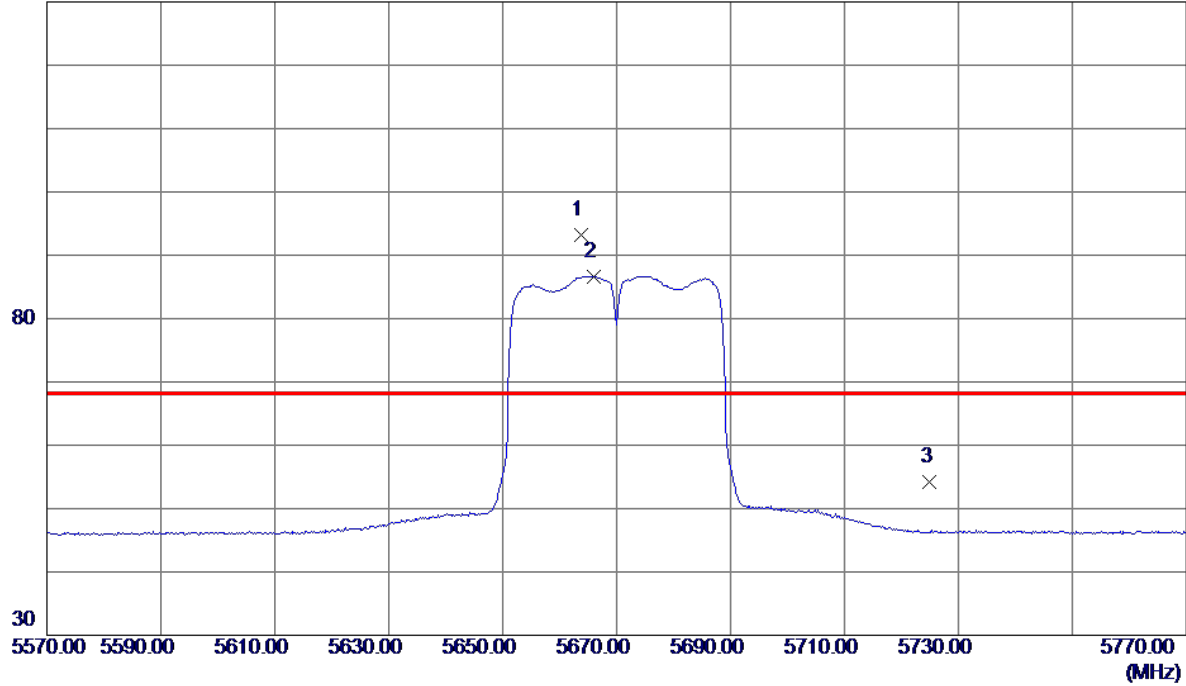


No.	Freq. MHz	Reading Level dBuV/m	Correct Factor dB	Measure ment dBuV/m	Limit dBuV/m	Margin dB	Detector	Comment
1 *	39946.0000	38.67	15.80	54.47	74.30	-19.83	Peak	

Orthogonal Axis :	X
Test Mode :	UNII-2C/ TX N40 Mode 5670MHz

Vertical

130 dBuV/m

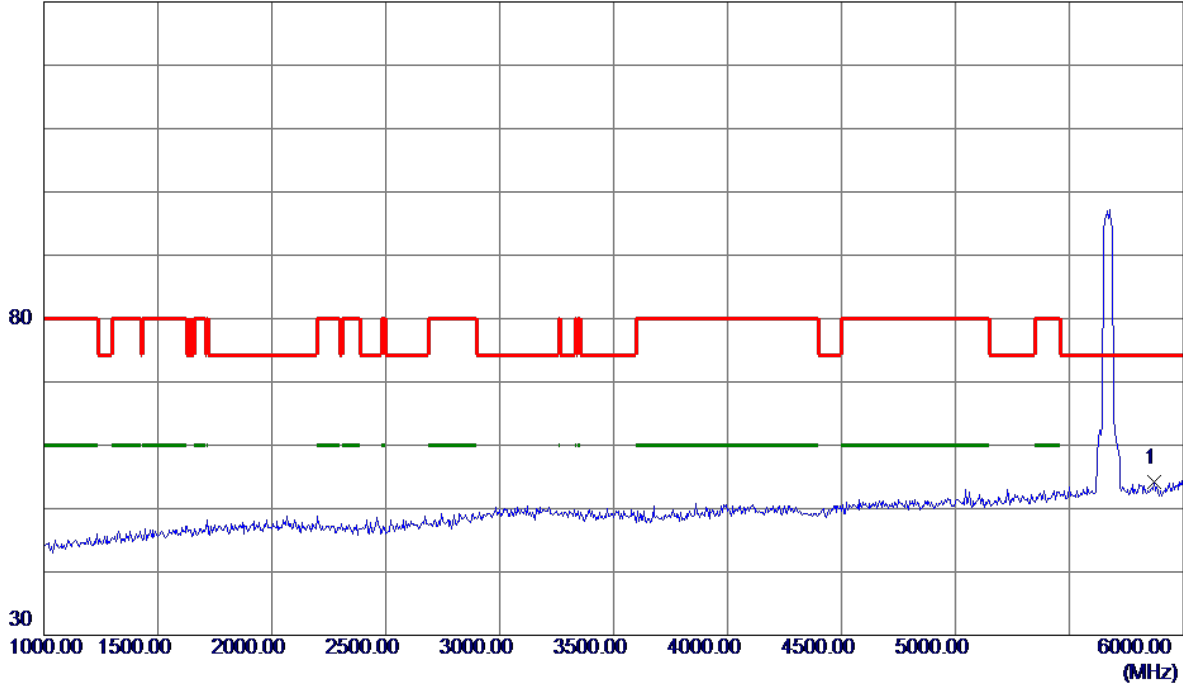


No.	Freq. MHz	Reading Level dBuV/m	Correct Factor dB	Measure ment dBuV/m	Limit dBuV/m	Margin dB	Detector	Comment
1 *	5663.8000	70.25	22.95	93.20	68.30	24.90	Peak	No Limit
2	5666.0000	63.73	22.96	86.69	999.00	-912.31	AVG	No Limit
3	5725.0000	31.07	23.20	54.27	68.30	-14.03	Peak	

Orthogonal Axis :	X
Test Mode :	UNII-2C/ TX N40 Mode 5670MHz

Vertical

130 dBuV/m

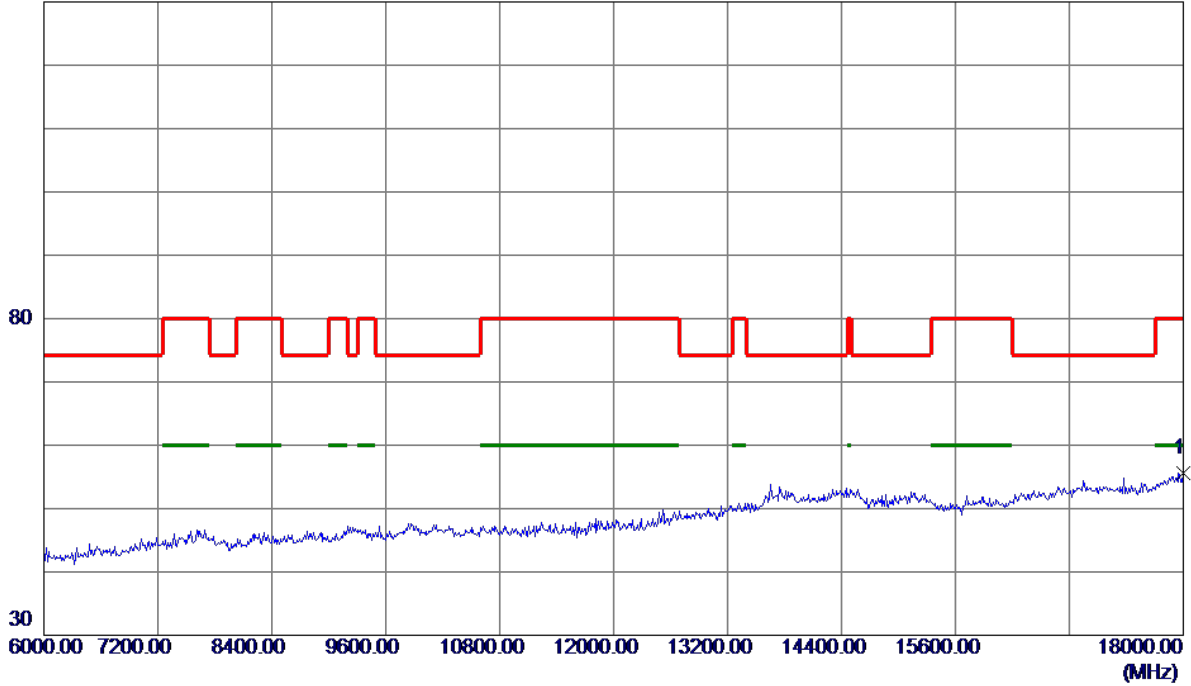


No.	Freq. MHz	Reading Level dBuV/m	Correct Factor dB	Measure ment dBuV/m	Limit dBuV/m	Margin dB	Detector	Comment
1 *	5870.0000	35.15	18.95	54.10	74.30	-20.20	Peak	

Orthogonal Axis :	X
Test Mode :	UNII-2C/ TX N40 Mode 5670MHz

Vertical

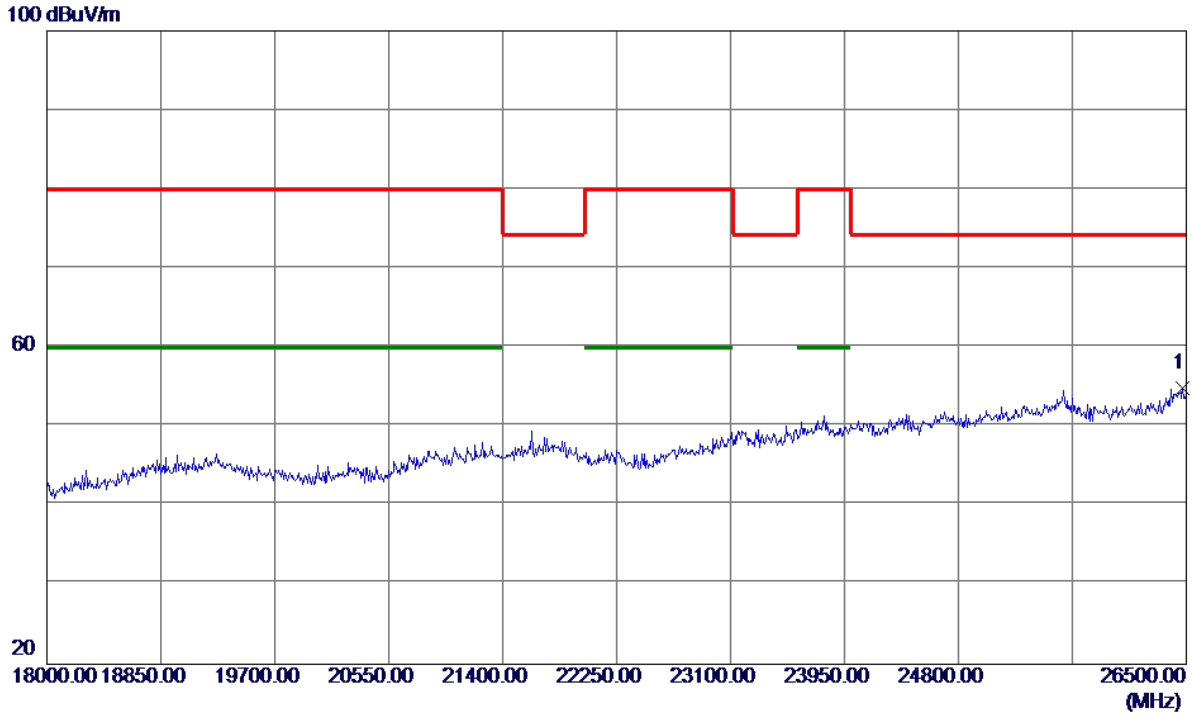
130 dBuV/m



No.	Freq. MHz	Reading Level dBuV/m	Correct Factor dB	Measure ment dBuV/m	Limit dBuV/m	Margin dB	Detector	Comment
1 *	18000.0000	26.41	29.16	55.57	80.00	-24.43	Peak	

Orthogonal Axis :	X
Test Mode :	UNII-2C/ TX N40 Mode 5670MHz

Vertical

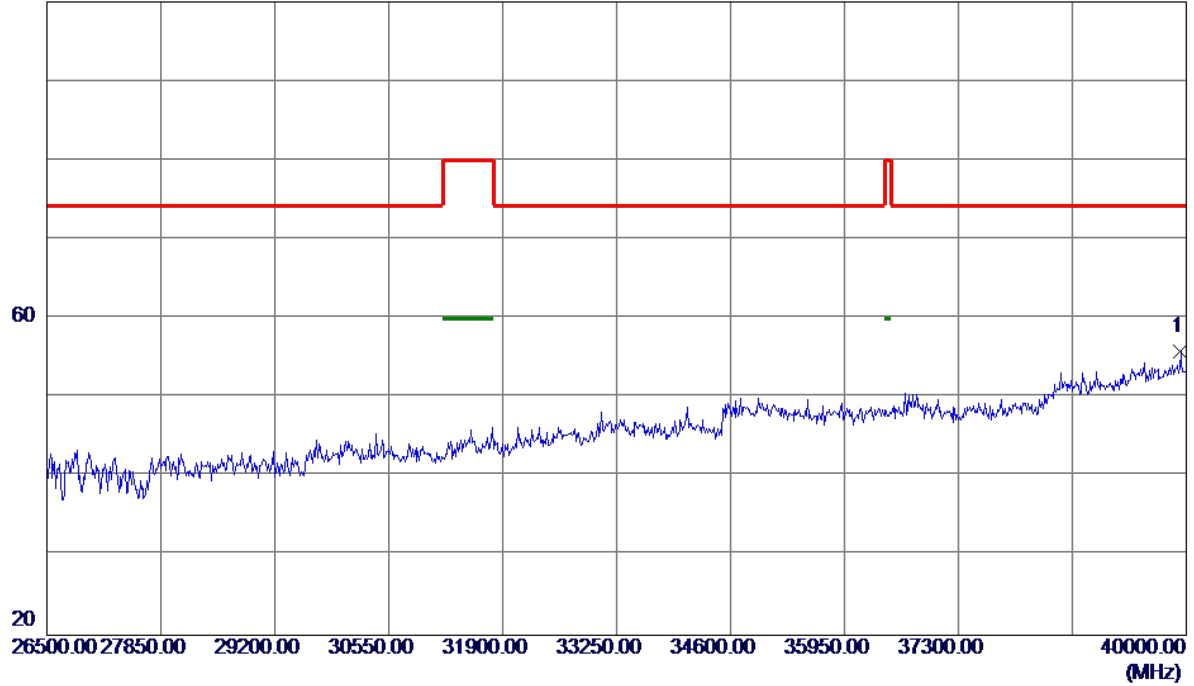


No.	Freq. MHz	Reading Level dBuV/m	Correct Factor dB	Measure ment dBuV/m	Limit dBuV/m	Margin dB	Detector	Comment
1 *	26474.5000	28.89	25.99	54.88	74.30	-19.42	Peak	

Orthogonal Axis :	X
Test Mode :	UNII-2C/ TX N40 Mode 5670MHz

Vertical

100 dBuV/m

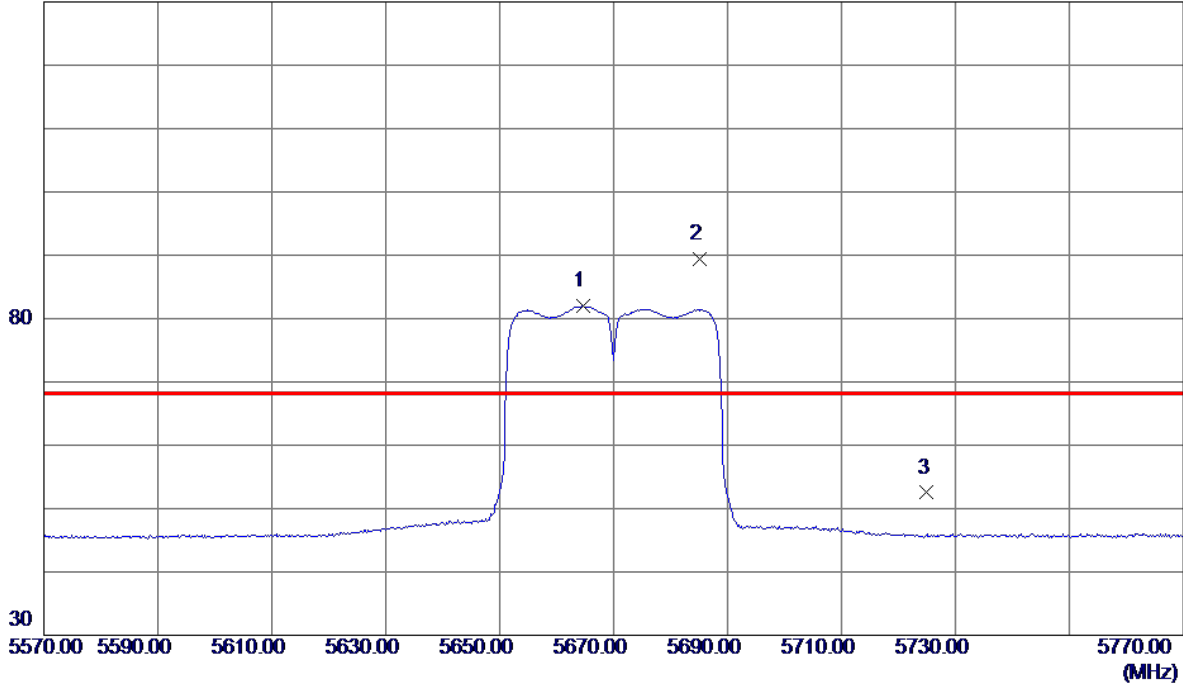


No.	Freq. MHz	Reading Level dBuV/m	Correct Factor dB	Measure ment dBuV/m	Limit dBuV/m	Margin dB	Detector	Comment
1 *	39932.5000	39.99	15.78	55.77	74.30	-18.53	Peak	

Orthogonal Axis :	X
Test Mode :	UNII-2C/ TX N40 Mode 5670MHz

Horizontal

130 dBuV/m

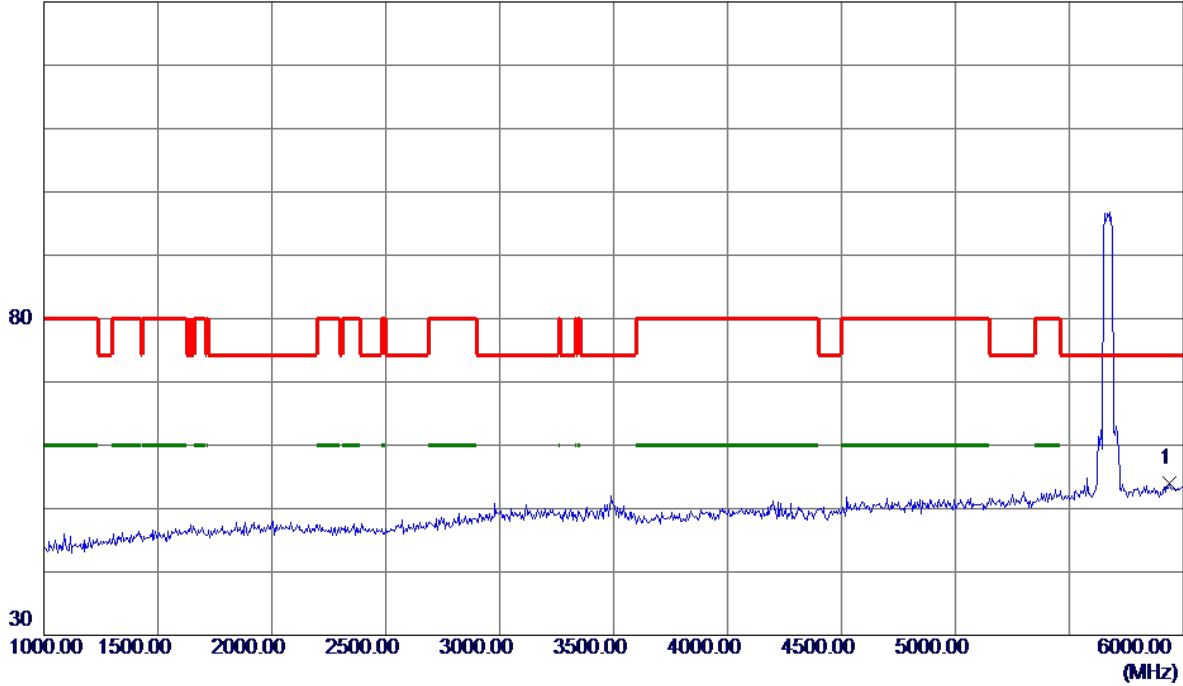


No.	Freq. MHz	Reading Level dBuV/m	Correct Factor dB	Measure ment dBuV/m	Limit dBuV/m	Margin dB	Detector	Comment
1	5664.6000	58.95	22.96	81.91	999.00	-917.09	AVG	No Limit
2 *	5685.2000	66.31	23.04	89.35	68.30	21.05	Peak	No Limit
3	5725.0000	29.30	23.20	52.50	68.30	-15.80	Peak	

Orthogonal Axis :	X
Test Mode :	UNII-2C/ TX N40 Mode 5670MHz

Horizontal

130 dBuV/m

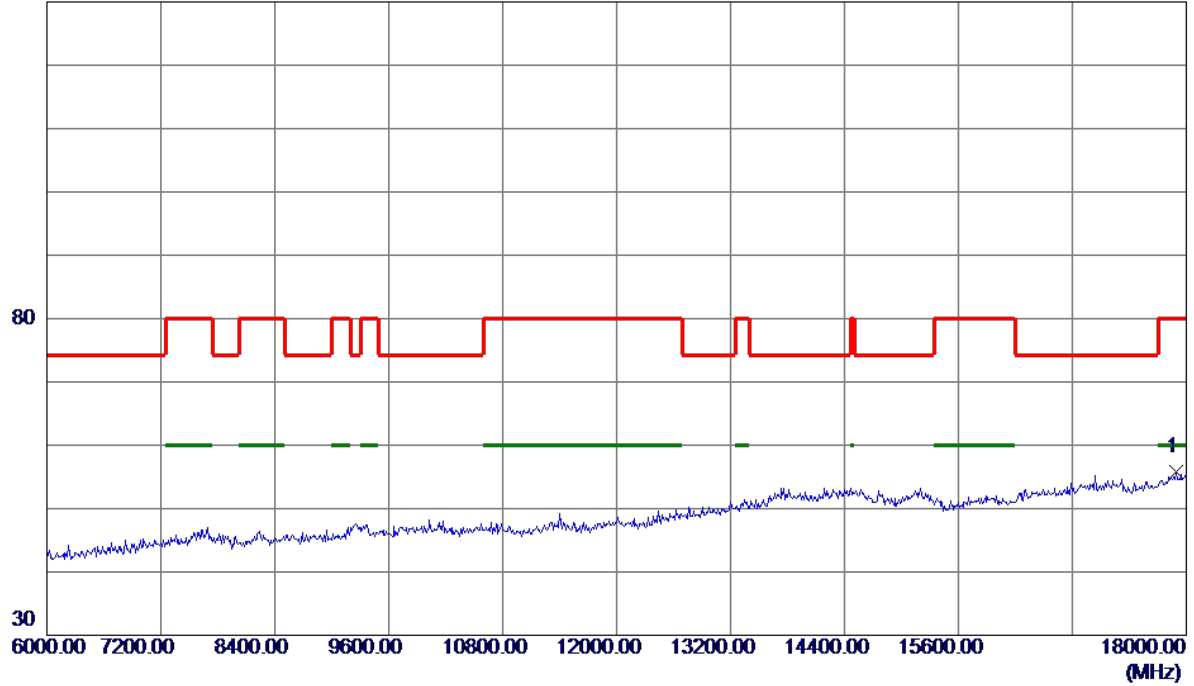


No.	Freq. MHz	Reading Level dBuV/m	Correct Factor dB	Measure ment dBuV/m	Limit dBuV/m	Margin dB	Detector	Comment
1 *	5940.0000	34.88	19.20	54.08	74.30	-20.22	Peak	

Orthogonal Axis :	X
Test Mode :	UNII-2C/ TX N40 Mode 5670MHz

Horizontal

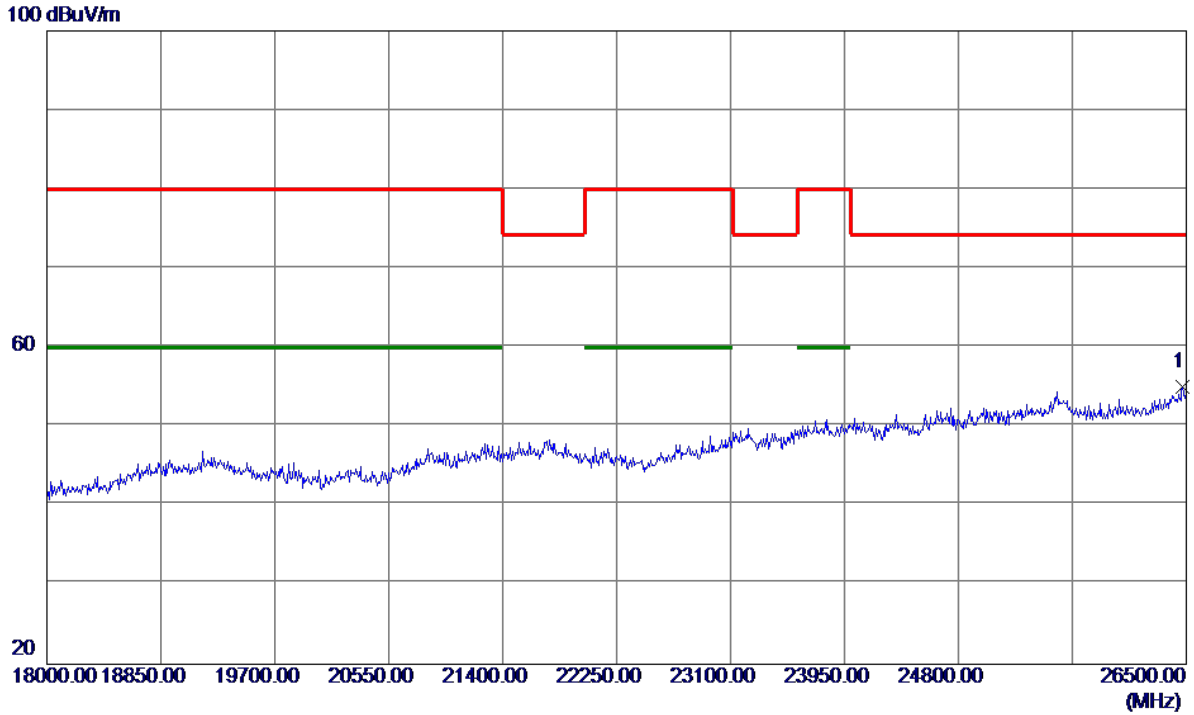
130 dBuV/m



No.	Freq. MHz	Reading Level dBuV/m	Correct Factor dB	Measure ment dBuV/m	Limit dBuV/m	Margin dB	Detector	Comment
1 *	17892.0000	26.98	28.81	55.79	80.00	-24.21	Peak	

Orthogonal Axis :	X
Test Mode :	UNII-2C/ TX N40 Mode 5670MHz

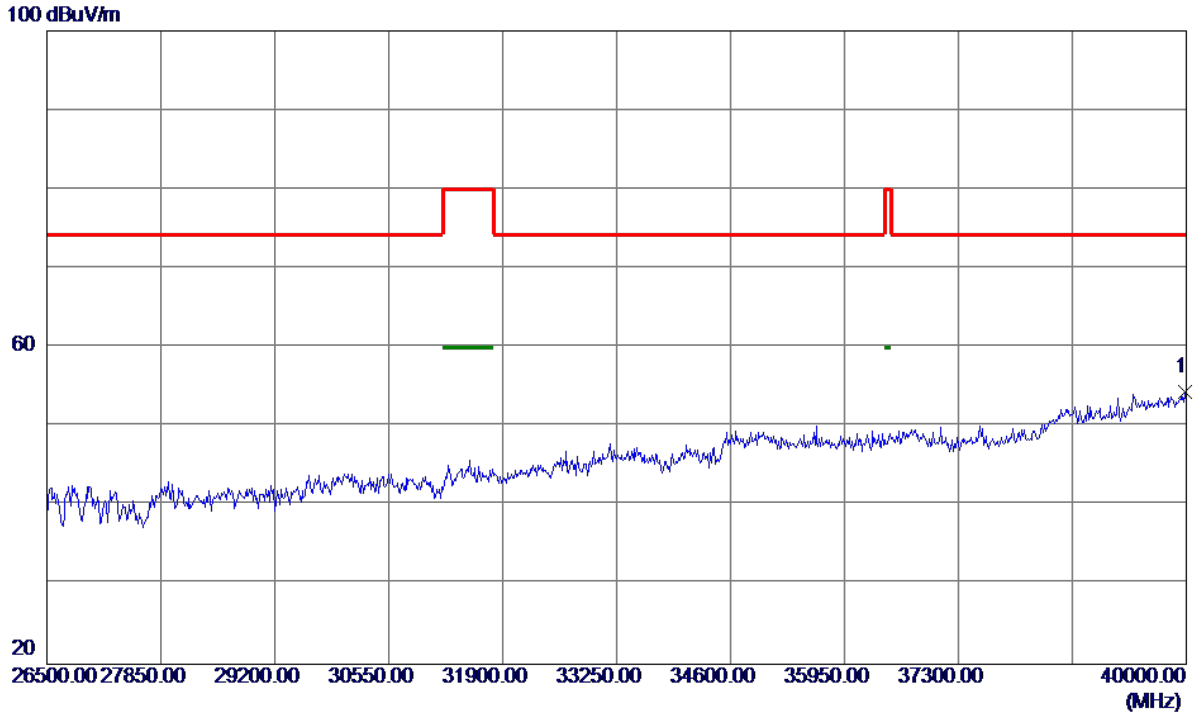
Horizontal



No.	Freq. MHz	Reading Level dBuV/m	Correct Factor dB	Measure ment dBuV/m	Limit dBuV/m	Margin dB	Detector	Comment
1 *	26474.5000	29.06	25.99	55.05	74.30	-19.25	Peak	

Orthogonal Axis :	X
Test Mode :	UNII-2C/ TX N40 Mode 5670MHz

Horizontal

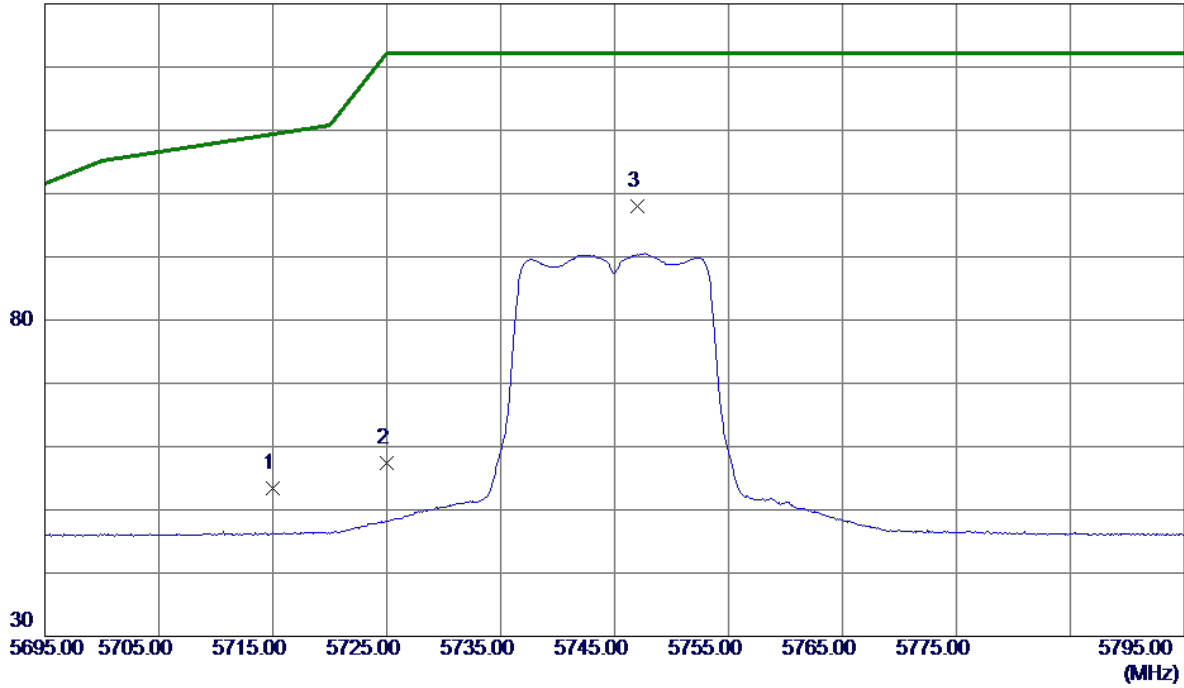


No.	Freq. MHz	Reading Level dBuV/m	Correct Factor dB	Measure ment dBuV/m	Limit dBuV/m	Margin dB	Detector	Comment
1 *	39986.5000	38.52	15.87	54.39	74.30	-19.91	Peak	

Orthogonal Axis:	X
Test Mode:	UNII-3/TX A Mode 5745MHz

Vertical

130 dBuV/m

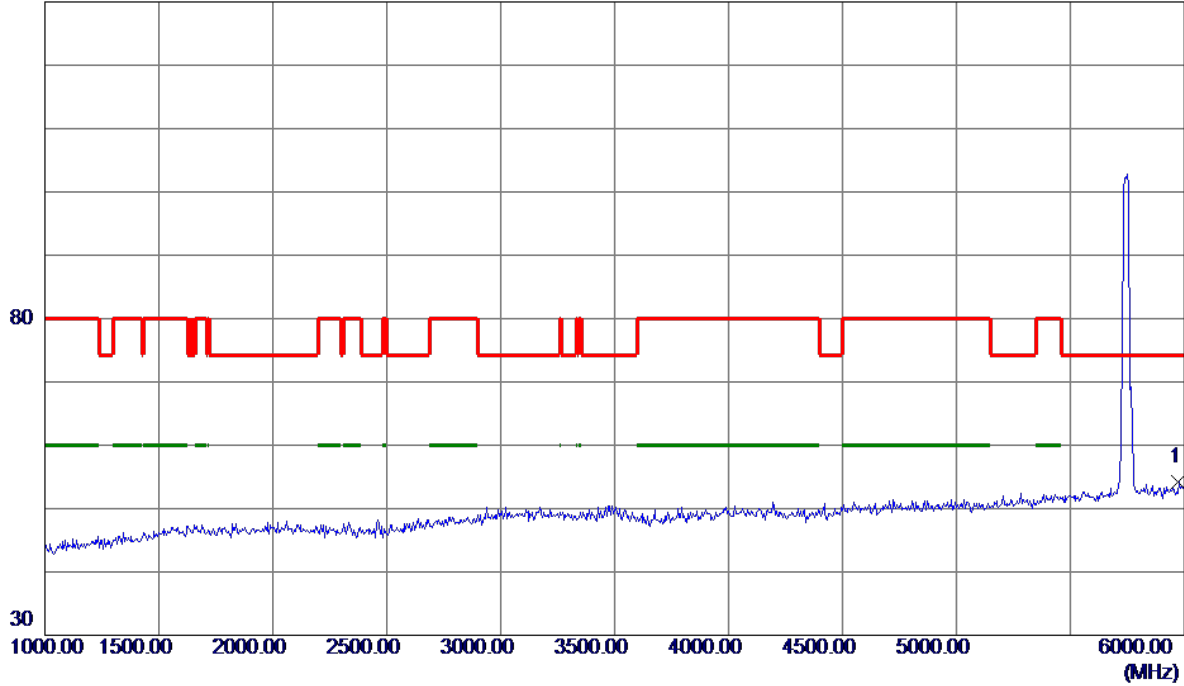


No.	Freq. MHz	Reading Level dBuV/m	Correct Factor dB	Measure ment dBuV/m	Limit dBuV/m	Margin dB	Detector	Comment
1	5715.0000	30.19	23.16	53.35	109.40	-56.05	Peak	
2	5725.0000	34.26	23.20	57.46	122.20	-64.74	Peak	
3 *	5747.0000	74.76	23.28	98.04	122.20	-24.16	Peak	

Orthogonal Axis:	X
Test Mode:	UNII-3/TX A Mode 5745MHz

Vertical

130 dBuV/m

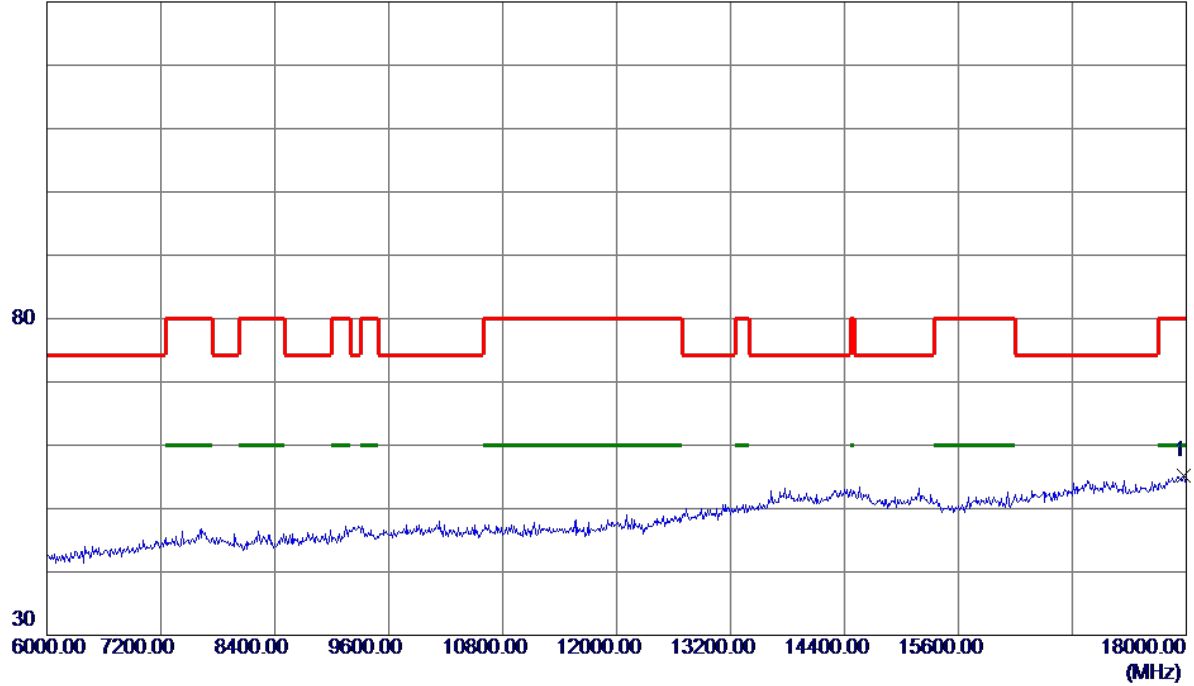


No.	Freq. MHz	Reading Level dBuV/m	Correct Factor dB	Measure ment dBuV/m	Limit dBuV/m	Margin dB	Detector	Comment
1 *	5975.0000	34.92	19.32	54.24	74.30	-20.06	Peak	

Orthogonal Axis:	X
Test Mode:	UNII-3/TX A Mode 5745MHz

Vertical

130 dBuV/m

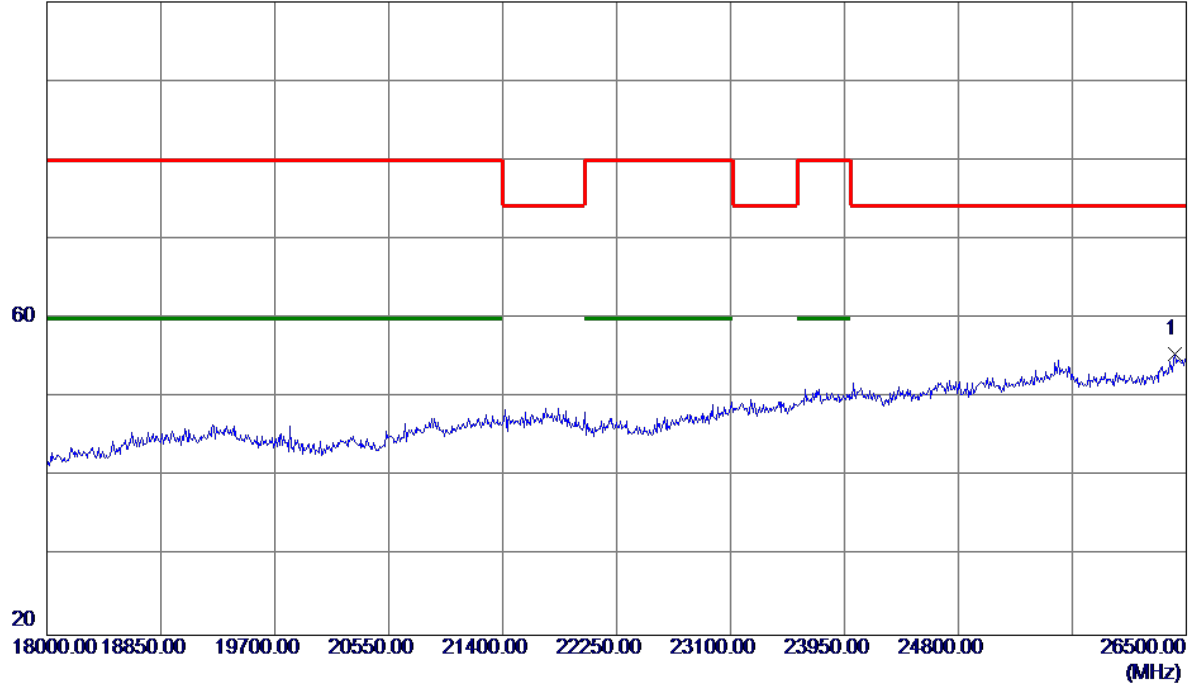


No.	Freq. MHz	Reading Level dBuV/m	Correct Factor dB	Measure ment dBuV/m	Limit dBuV/m	Margin dB	Detector	Comment
1 *	17976.0000	26.12	29.08	55.20	80.00	-24.80	Peak	

Orthogonal Axis:	X
Test Mode:	UNII-3/TX A Mode 5745MHz

Vertical

100 dBuV/m

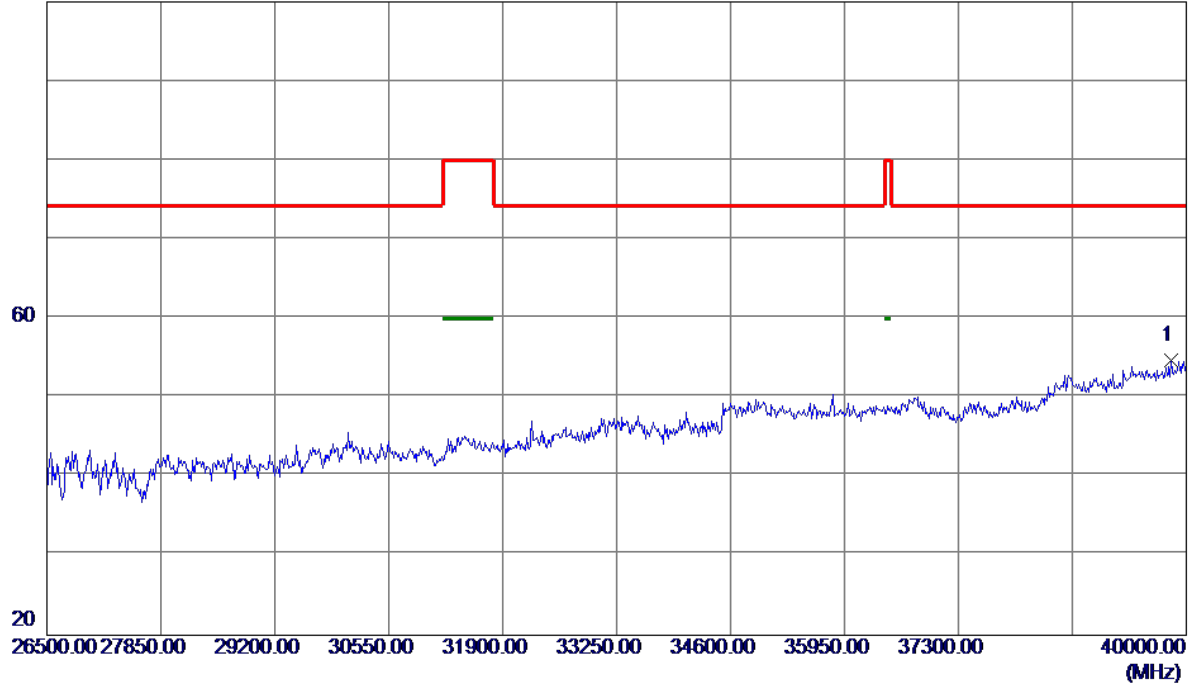


No.	Freq. MHz	Reading Level dBuV/m	Correct Factor dB	Measure ment dBuV/m	Limit dBuV/m	Margin dB	Detector	Comment
1 *	26415.0000	29.92	25.67	55.59	74.30	-18.71	Peak	

Orthogonal Axis:	X
Test Mode:	UNII-3/TX A Mode 5745MHz

Vertical

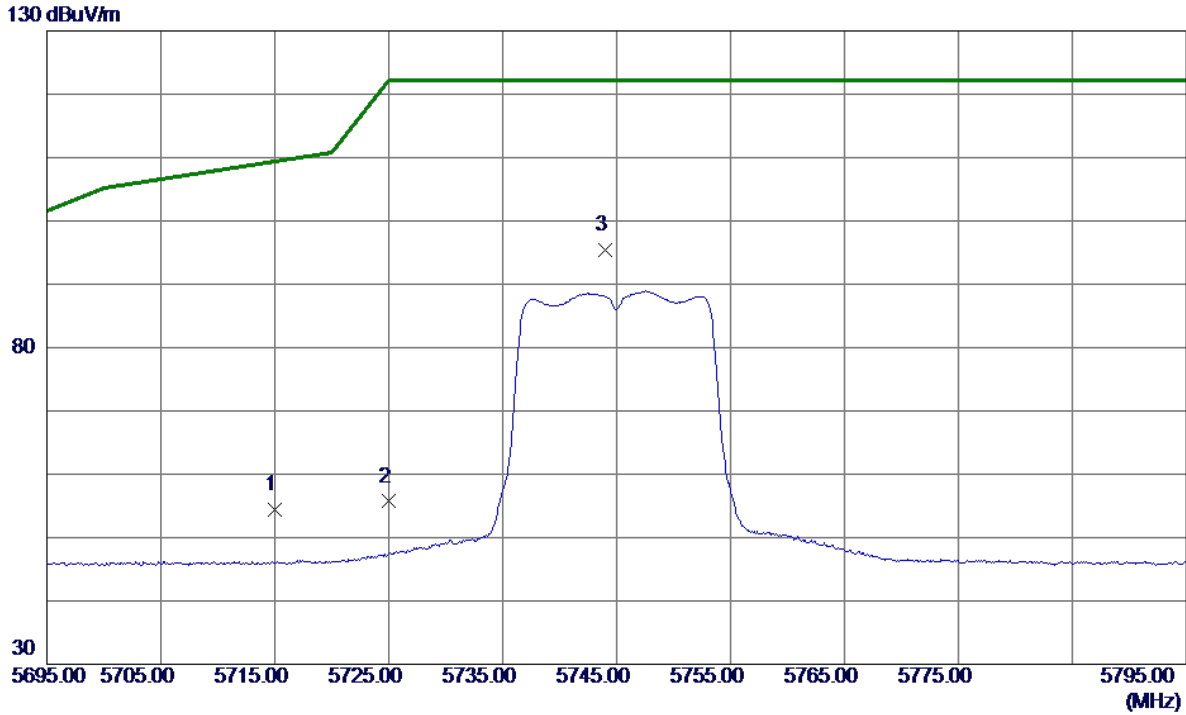
100 dBuV/m



No.	Freq. MHz	Reading Level dBuV/m	Correct Factor dB	Measure ment dBuV/m	Limit dBuV/m	Margin dB	Detector	Comment
1 *	39824.5000	39.18	15.61	54.79	74.30	-19.51	Peak	

Orthogonal Axis:	X
Test Mode:	UNII-3/TX A Mode 5745MHz

Horizontal

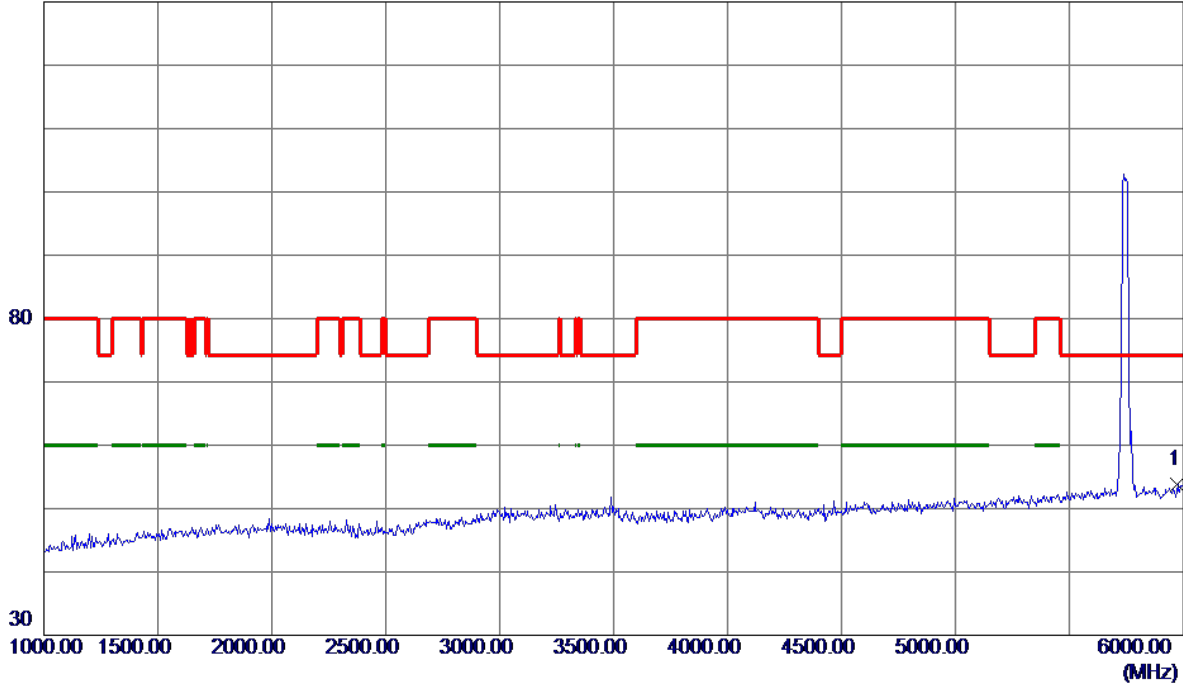


No.	Freq. MHz	Reading Level dBuV/m	Correct Factor dB	Measure ment dBuV/m	Limit dBuV/m	Margin dB	Detector	Comment
1	5715.0000	31.27	23.16	54.43	109.40	-54.97	Peak	
2	5725.0000	32.50	23.20	55.70	122.20	-66.50	Peak	
3 *	5744.0000	72.06	23.27	95.33	122.20	-26.87	Peak	

Orthogonal Axis:	X
Test Mode:	UNII-3/TX A Mode 5745MHz

Horizontal

130 dBuV/m

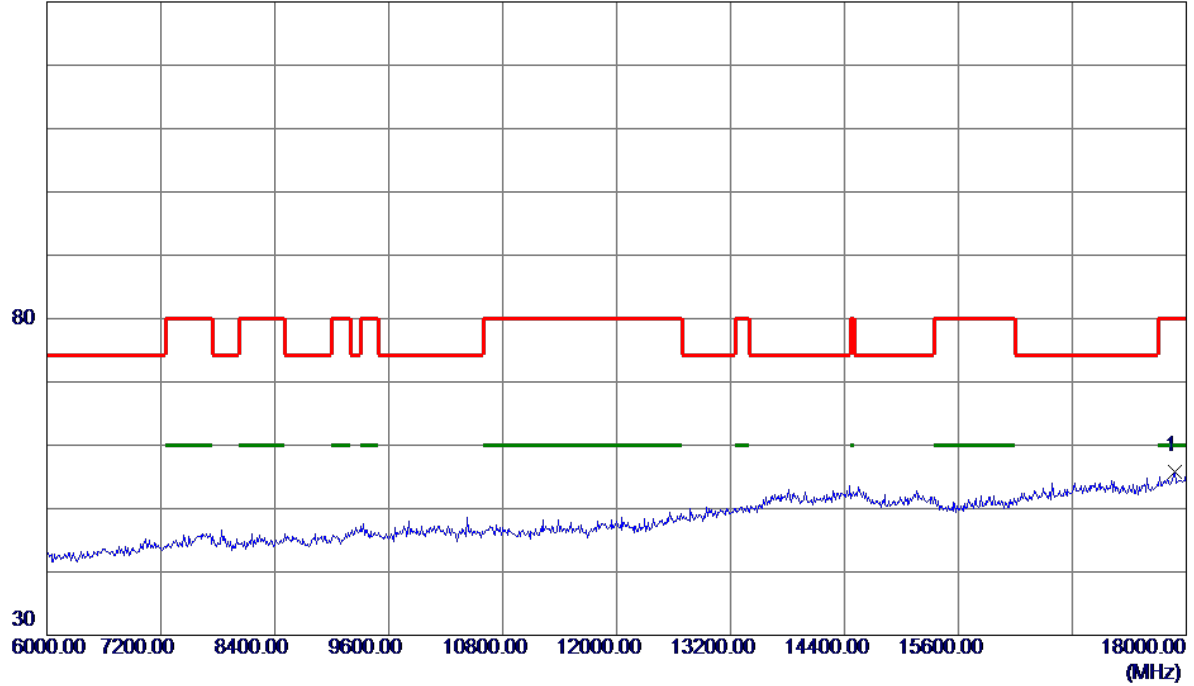


No.	Freq. MHz	Reading Level dBuV/m	Correct Factor dB	Measure ment dBuV/m	Limit dBuV/m	Margin dB	Detector	Comment
1 *	5975.0000	34.46	19.32	53.78	74.30	-20.52	Peak	

Orthogonal Axis:	X
Test Mode:	UNII-3/TX A Mode 5745MHz

Horizontal

130 dBuV/m

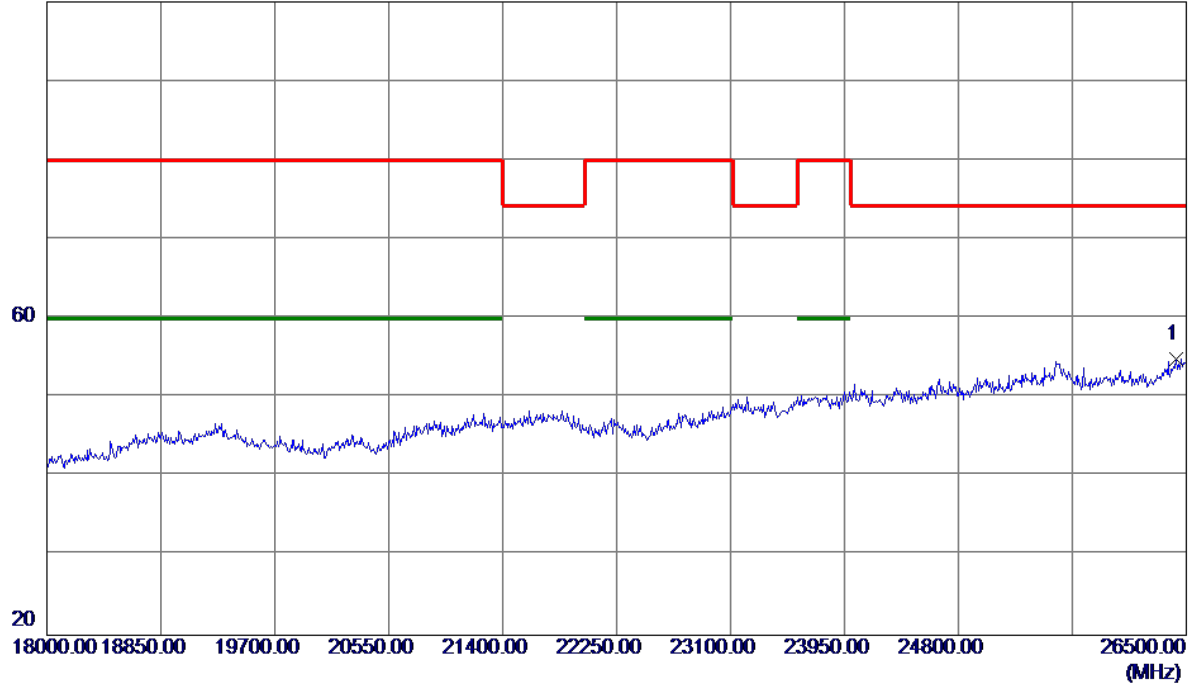


No.	Freq. MHz	Reading Level dBuV/m	Correct Factor dB	Measure ment dBuV/m	Limit dBuV/m	Margin dB	Detector	Comment
1 *	17880.0000	27.13	28.77	55.90	80.00	-24.10	Peak	

Orthogonal Axis:	X
Test Mode:	UNII-3/TX A Mode 5745MHz

Horizontal

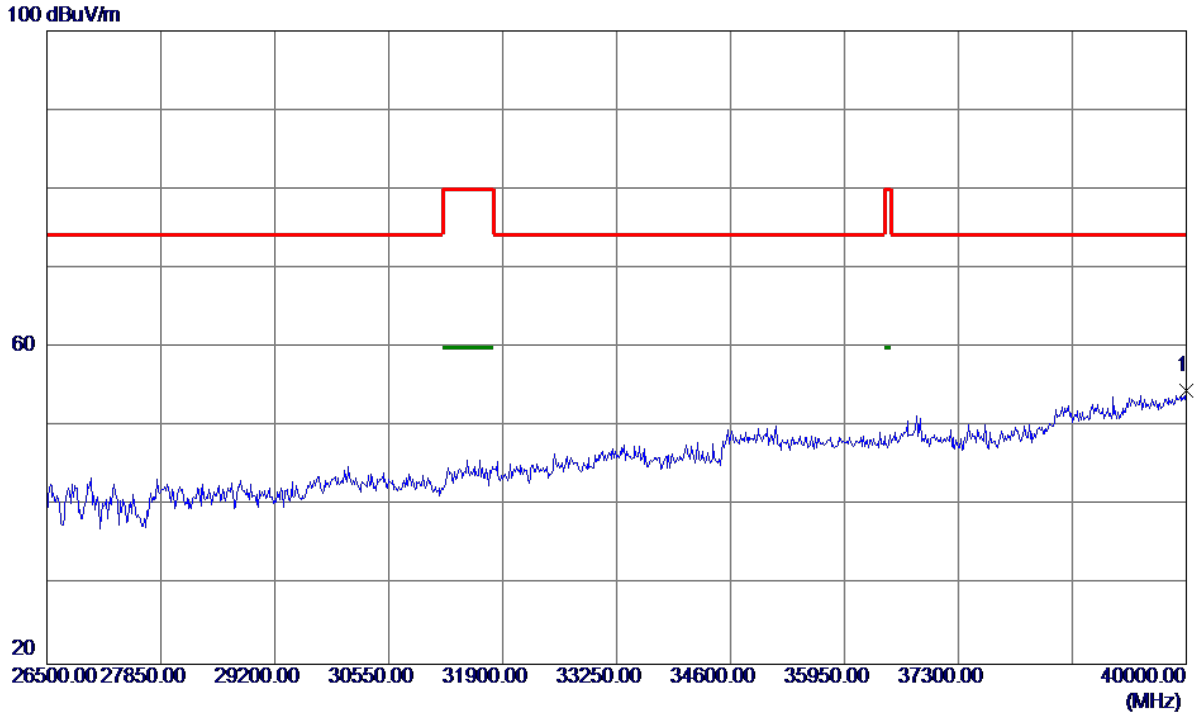
100 dBuV/m



No.	Freq. MHz	Reading Level dBuV/m	Correct Factor dB	Measure ment dBuV/m	Limit dBuV/m	Margin dB	Detector	Comment
1 *	26423.5000	29.11	25.72	54.83	74.30	-19.47	Peak	

Orthogonal Axis:	X
Test Mode:	UNII-3/TX A Mode 5745MHz

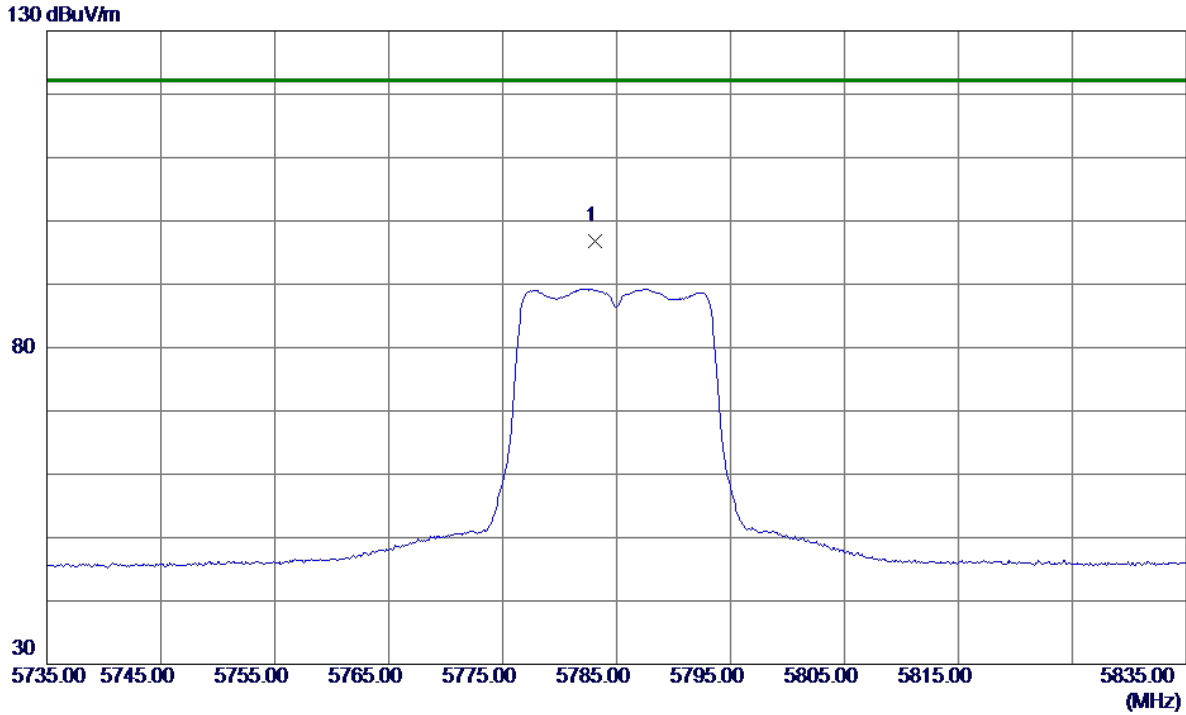
Horizontal



No.	Freq. MHz	Reading Level dBuV/m	Correct Factor dB	Measure ment dBuV/m	Limit dBuV/m	Margin dB	Detector	Comment
1 *	40000.0000	38.72	15.89	54.61	74.30	-19.69	Peak	

Orthogonal Axis:	X
Test Mode:	UNII-3/TX A Mode 5785MHz

Vertical

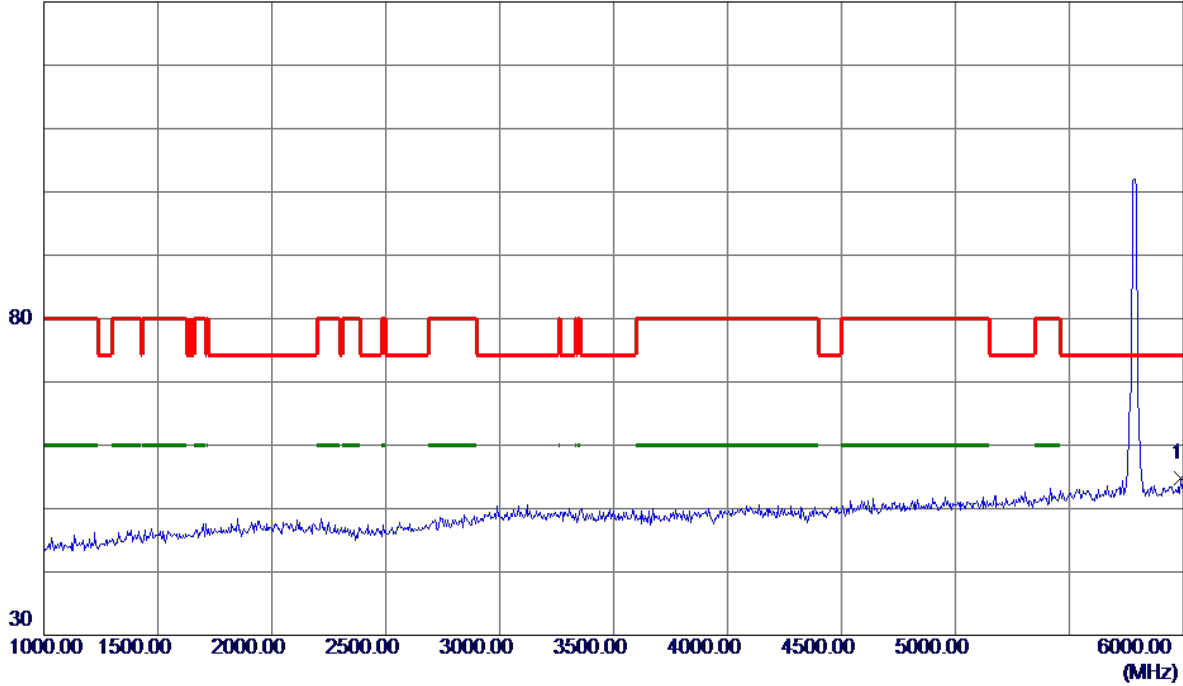


No.	Freq. MHz	Reading Level dBuV/m	Correct Factor dB	Measure ment dBuV/m	Limit dBuV/m	Margin dB	Detector	Comment
1 *	5783.1000	73.38	23.43	96.81	122.20	-25.39	Peak	

Orthogonal Axis:	X
Test Mode:	UNII-3/TX A Mode 5785MHz

Vertical

130 dBuV/m

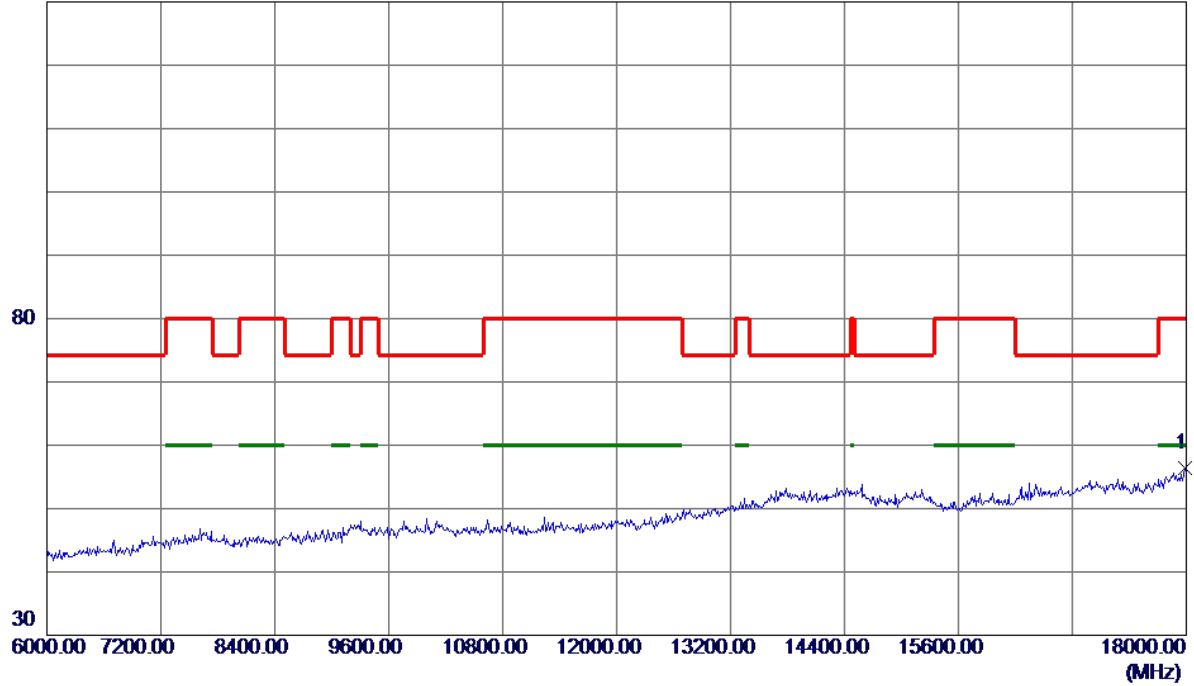


No.	Freq. MHz	Reading Level dBuV/m	Correct Factor dB	Measure ment dBuV/m	Limit dBuV/m	Margin dB	Detector	Comment
1 *	5990.0000	35.51	19.37	54.88	74.30	-19.42	Peak	

Orthogonal Axis:	X
Test Mode:	UNII-3/TX A Mode 5785MHz

Vertical

130 dBuV/m

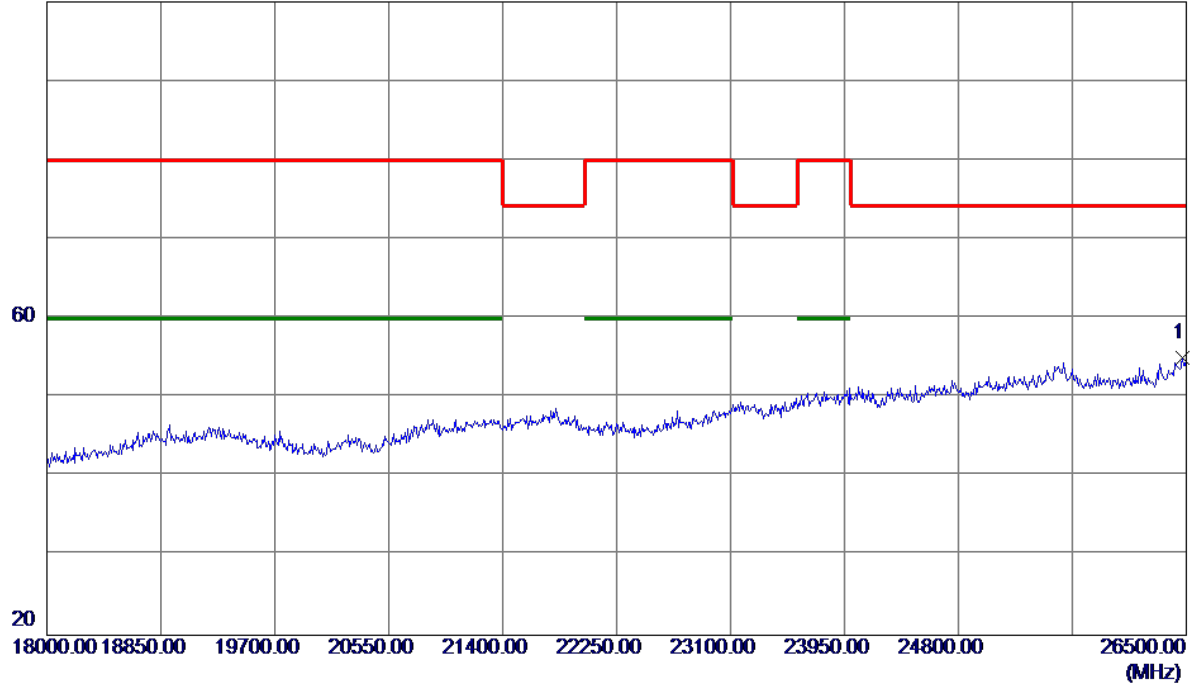


No.	Freq. MHz	Reading Level dBuV/m	Correct Factor dB	Measure ment dBuV/m	Limit dBuV/m	Margin dB	Detector	Comment
1 *	17988.0000	27.19	29.12	56.31	80.00	-23.69	Peak	

Orthogonal Axis:	X
Test Mode:	UNII-3/TX A Mode 5785MHz

Vertical

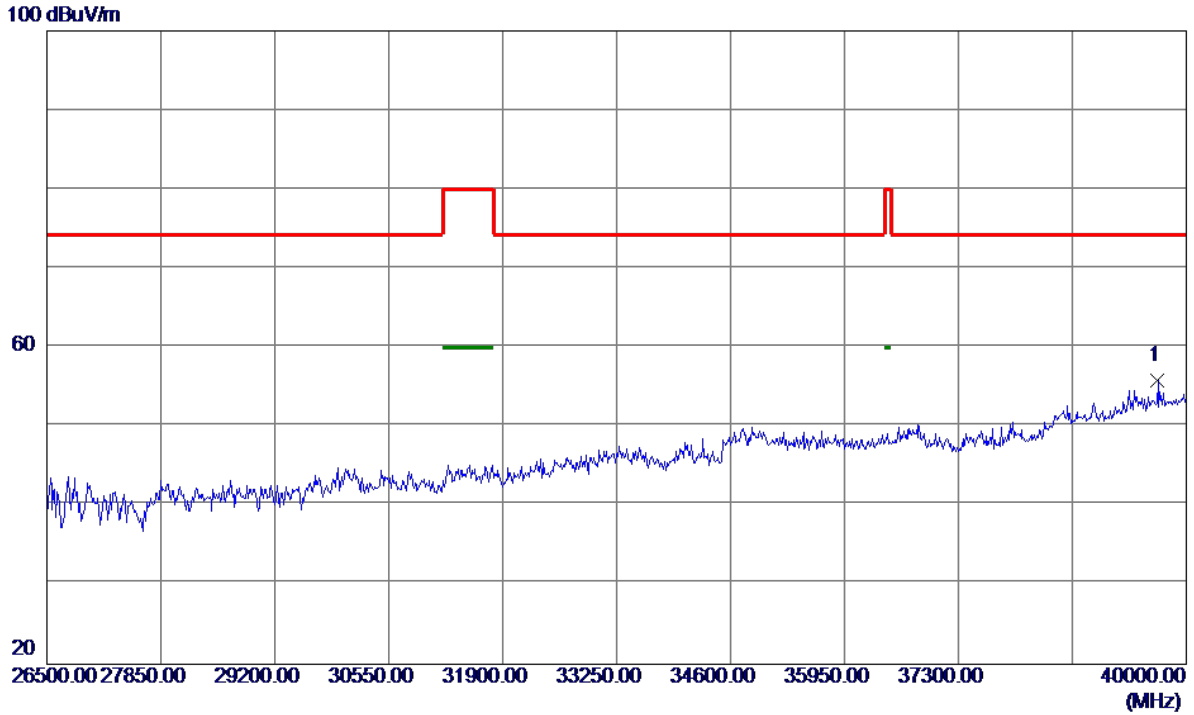
100 dBuV/m



No.	Freq. MHz	Reading Level dBuV/m	Correct Factor dB	Measure ment dBuV/m	Limit dBuV/m	Margin dB	Detector	Comment
1 *	26474.5000	29.00	25.99	54.99	74.30	-19.31	Peak	

Orthogonal Axis:	X
Test Mode:	UNII-3/TX A Mode 5785MHz

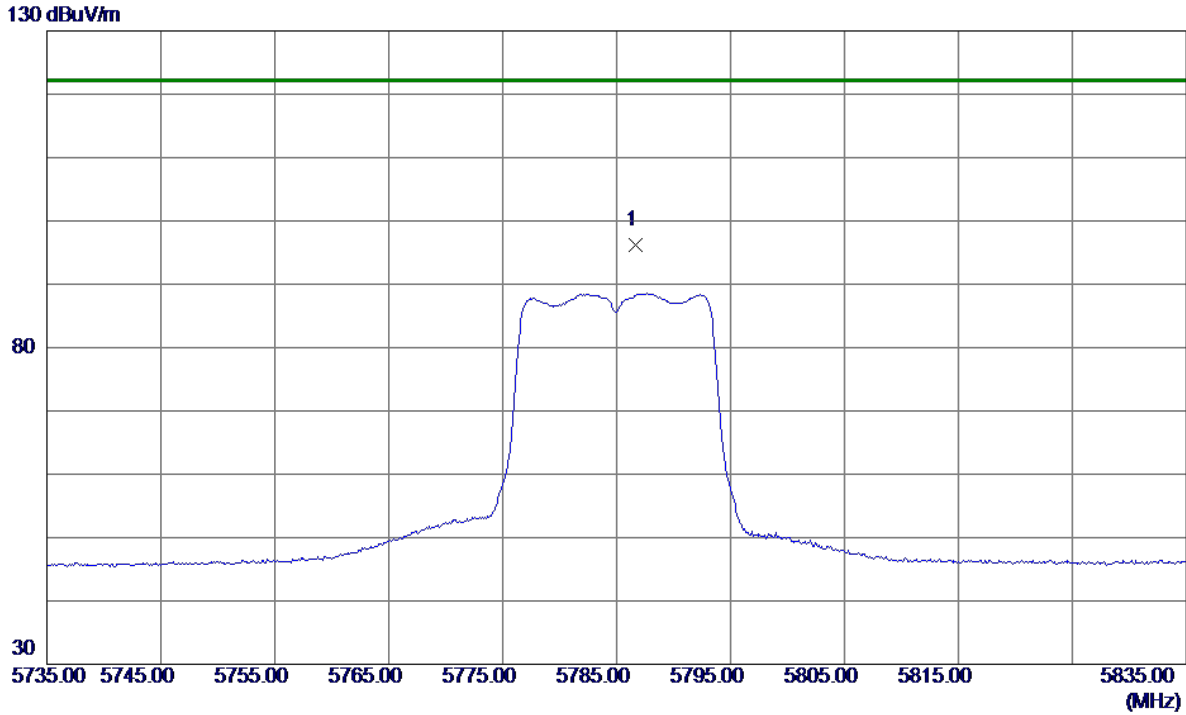
Vertical



No.	Freq. MHz	Reading Level dBuV/m	Correct Factor dB	Measure ment dBuV/m	Limit dBuV/m	Margin dB	Detector	Comment
1 *	39662.5000	40.50	15.34	55.84	74.30	-18.46	Peak	

Orthogonal Axis:	X
Test Mode:	UNII-3/TX A Mode 5785MHz

Horizontal

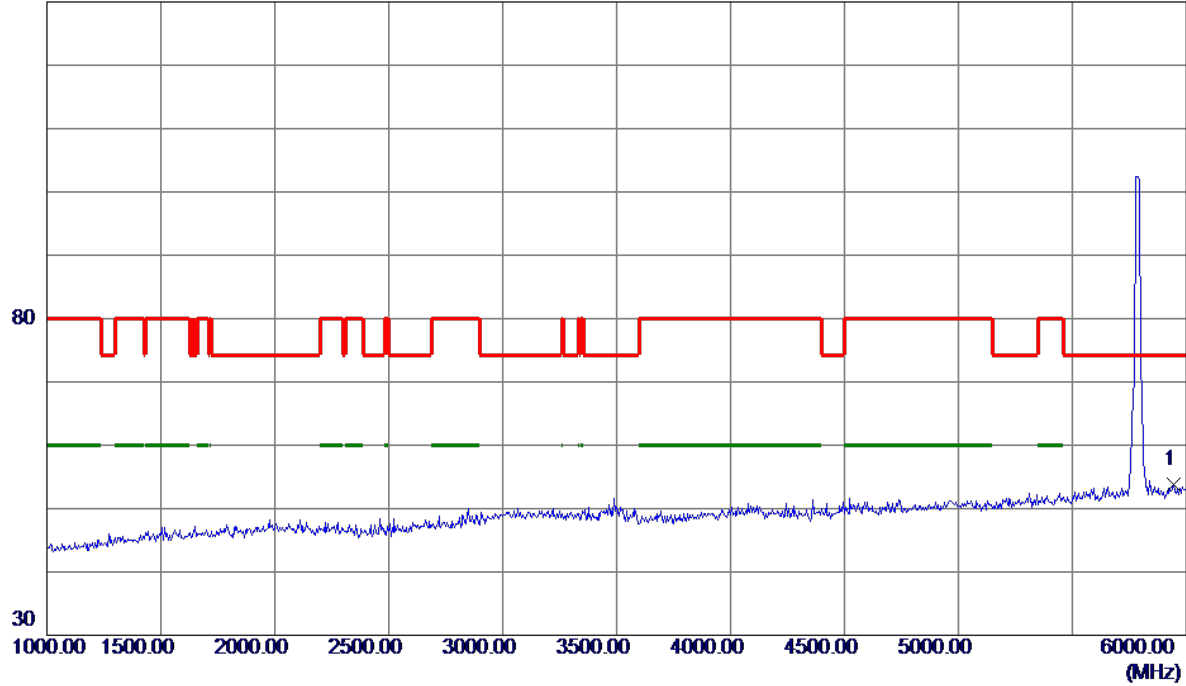


No.	Freq. MHz	Reading Level dBuV/m	Correct Factor dB	Measure ment dBuV/m	Limit dBuV/m	Margin dB	Detector	Comment
1 *	5786.7000	72.76	23.44	96.20	122.20	-26.00	Peak	

Orthogonal Axis:	X
Test Mode:	UNII-3/TX A Mode 5785MHz

Horizontal

130 dBuV/m

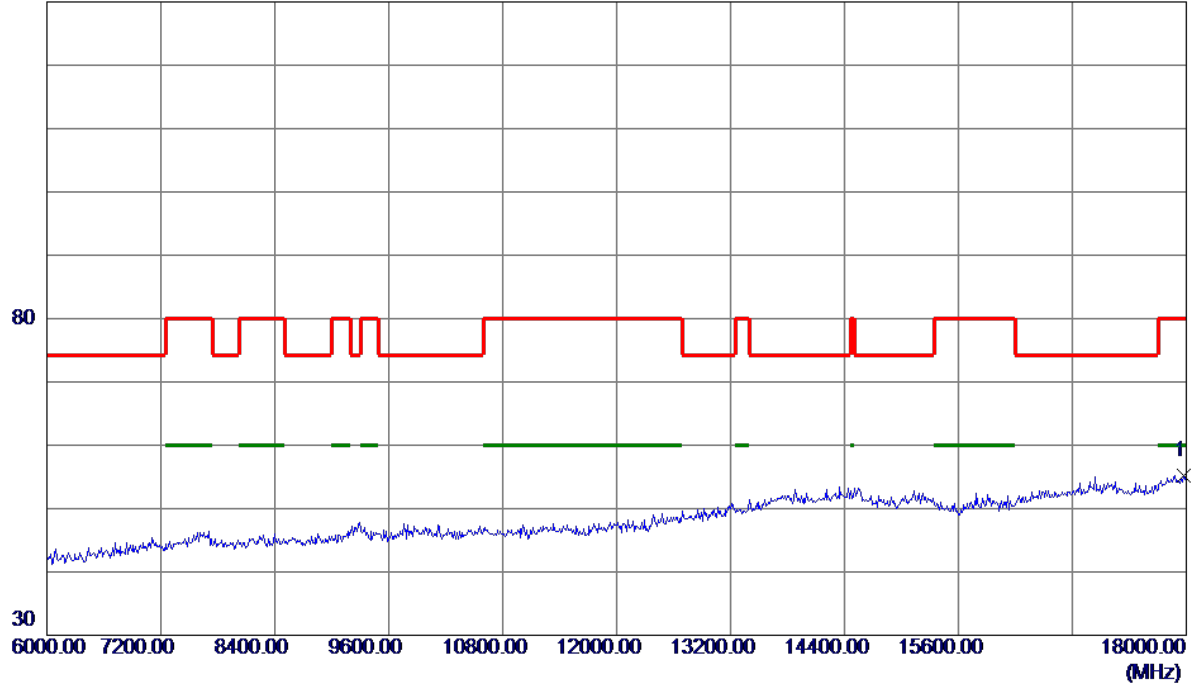


No.	Freq. MHz	Reading Level dBuV/m	Correct Factor dB	Measure ment dBuV/m	Limit dBuV/m	Margin dB	Detector	Comment
1 *	5945.0000	34.66	19.22	53.88	74.30	-20.42	Peak	

Orthogonal Axis:	X
Test Mode:	UNII-3/TX A Mode 5785MHz

Horizontal

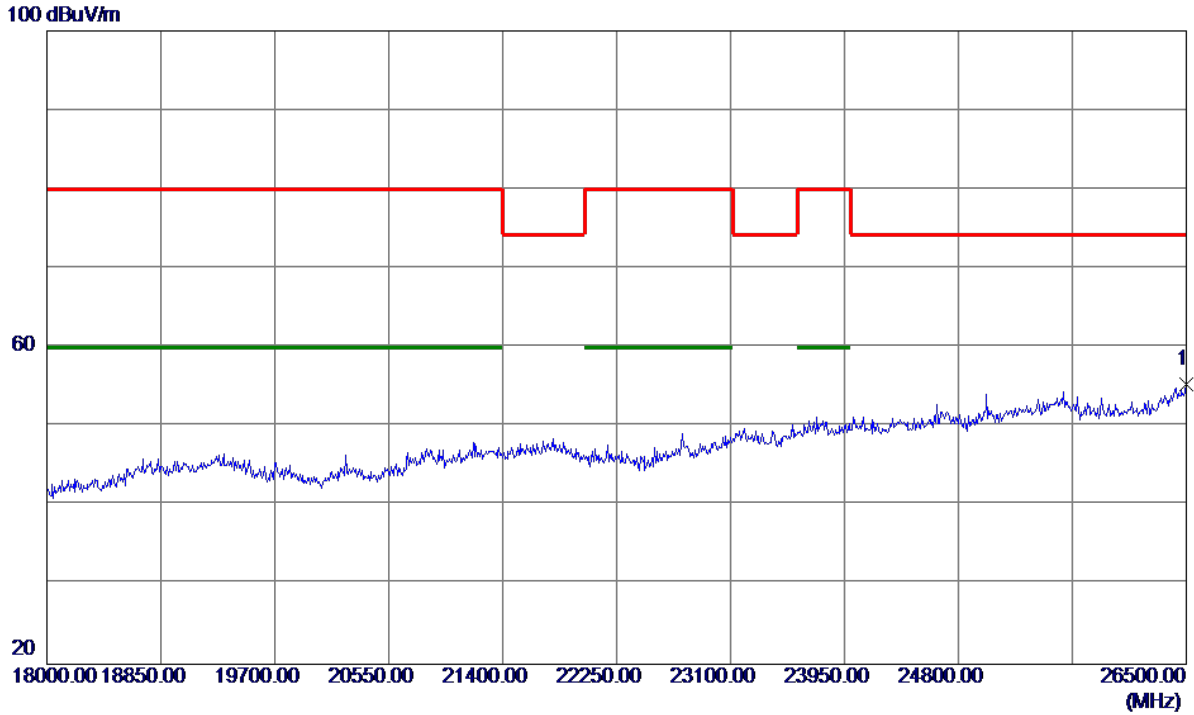
130 dBuV/m



No.	Freq. MHz	Reading Level dBuV/m	Correct Factor dB	Measure ment dBuV/m	Limit dBuV/m	Margin dB	Detector	Comment
1 *	17976.0000	26.08	29.08	55.16	80.00	-24.84	Peak	

Orthogonal Axis:	X
Test Mode:	UNII-3/TX A Mode 5785MHz

Horizontal

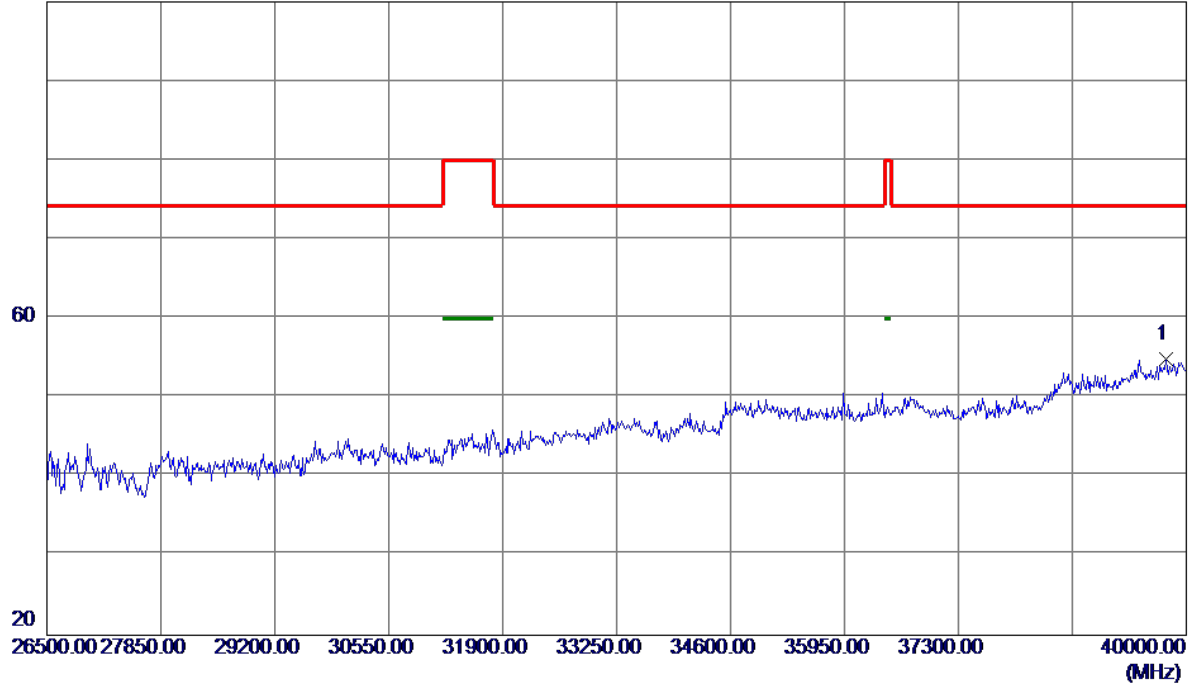


No.	Freq. MHz	Reading Level dBuV/m	Correct Factor dB	Measure ment dBuV/m	Limit dBuV/m	Margin dB	Detector	Comment
1 *	26500.0000	29.22	26.12	55.34	74.30	-18.96	Peak	

Orthogonal Axis:	X
Test Mode:	UNII-3/TX A Mode 5785MHz

Horizontal

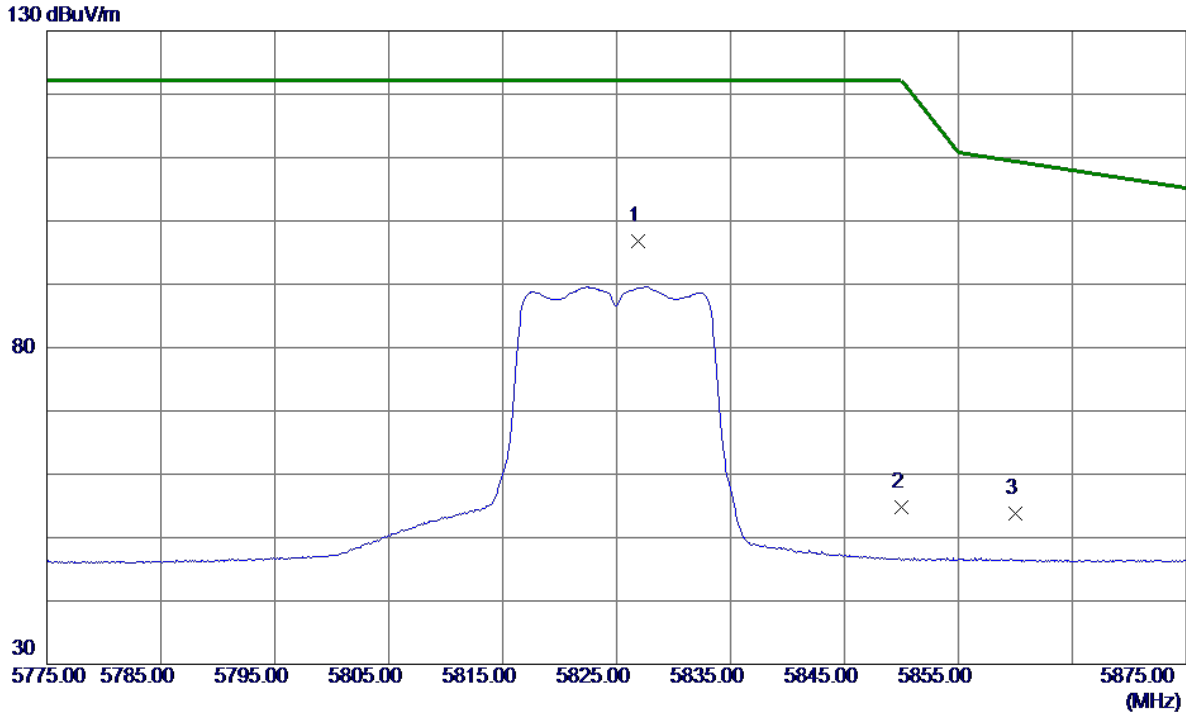
100 dBuV/m



No.	Freq. MHz	Reading Level dBuV/m	Correct Factor dB	Measure ment dBuV/m	Limit dBuV/m	Margin dB	Detector	Comment
1 *	39757.0000	39.40	15.50	54.90	74.30	-19.40	Peak	

Orthogonal Axis:	X
Test Mode:	UNII-3/TX A Mode 5825MHz

Vertical

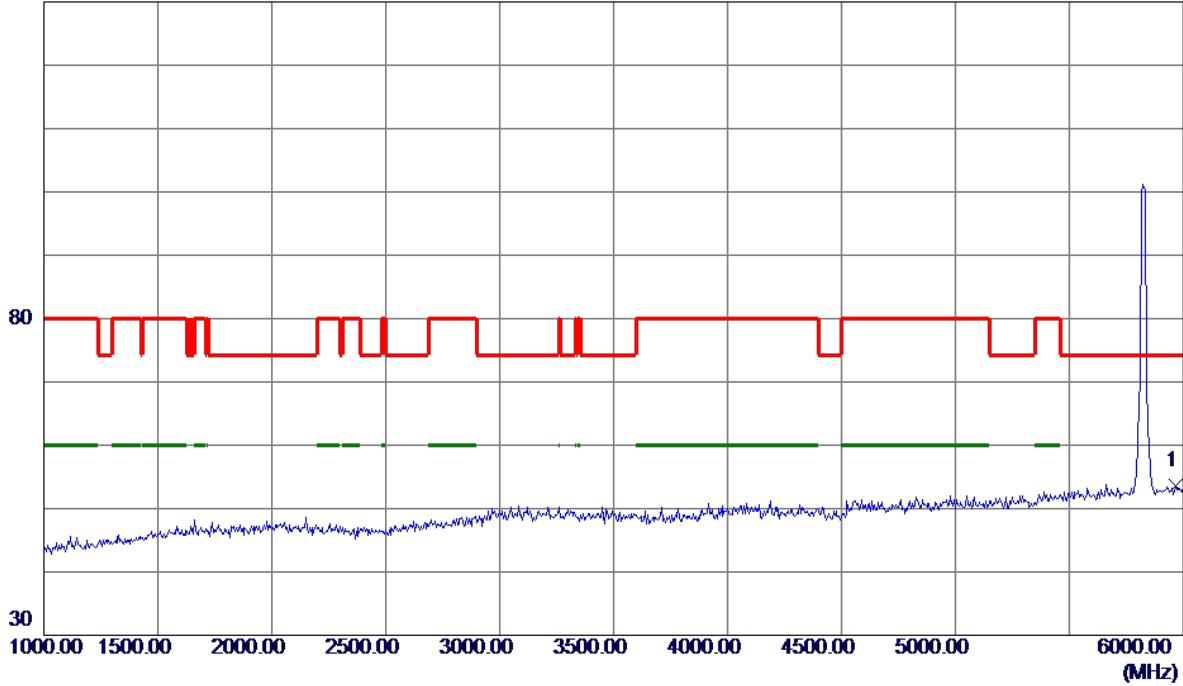


No.	Freq. MHz	Reading Level dBuV/m	Correct Factor dB	Measure ment dBuV/m	Limit dBuV/m	Margin dB	Detector	Comment
1 *	5826.9000	73.26	23.60	96.86	122.20	-25.34	Peak	
2	5850.0000	31.10	23.69	54.79	122.20	-67.41	Peak	
3	5860.0000	30.01	23.73	53.74	109.40	-55.66	Peak	

Orthogonal Axis:	X
Test Mode:	UNII-3/TX A Mode 5825MHz

Vertical

130 dBuV/m

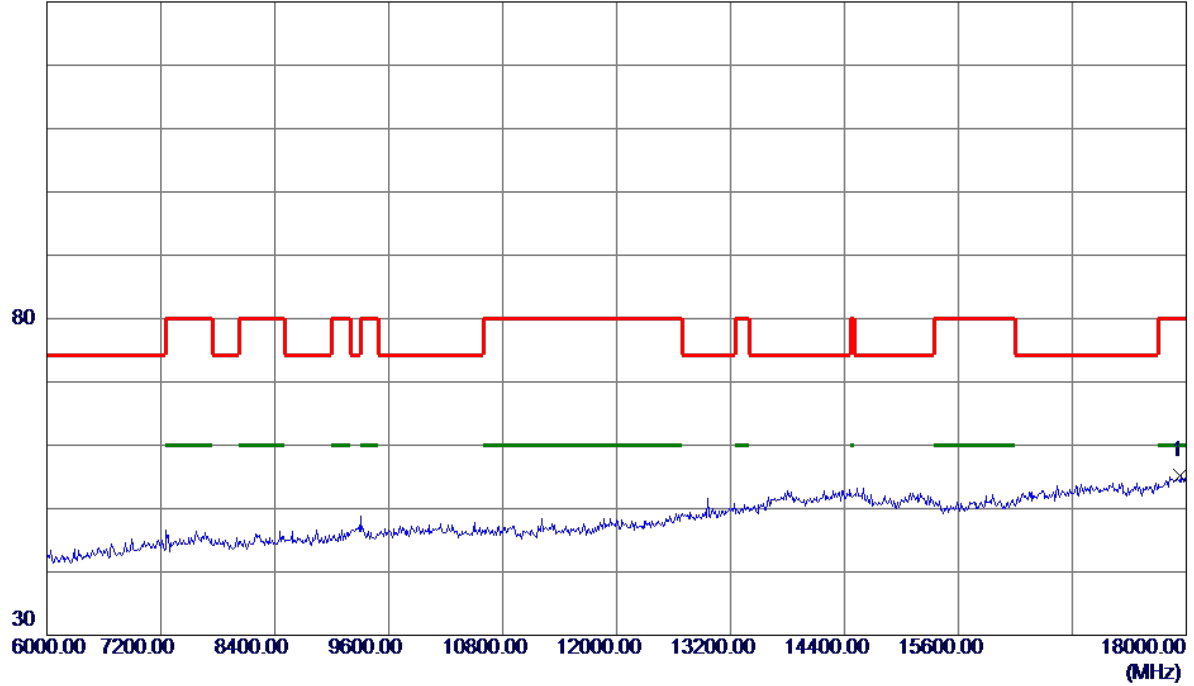


No.	Freq. MHz	Reading Level dBuV/m	Correct Factor dB	Measure ment dBuV/m	Limit dBuV/m	Margin dB	Detector	Comment
1 *	5965.0000	34.28	19.29	53.57	74.30	-20.73	Peak	

Orthogonal Axis:	X
Test Mode:	UNII-3/TX A Mode 5825MHz

Vertical

130 dBuV/m

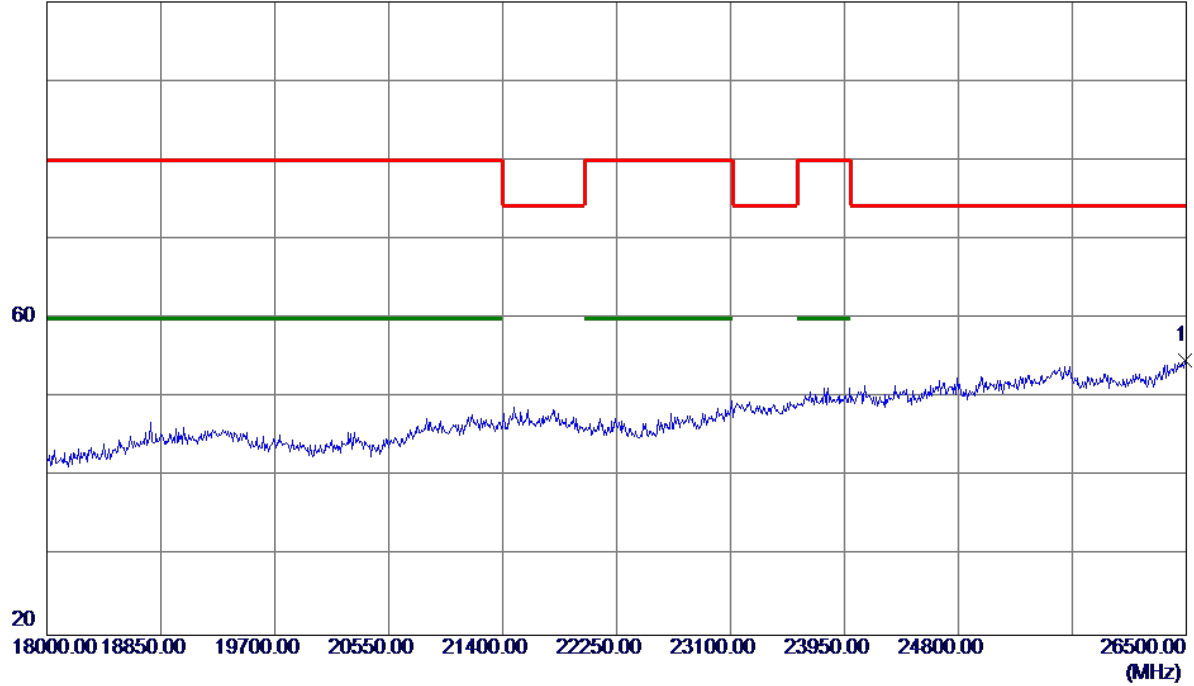


No.	Freq. MHz	Reading Level dBuV/m	Correct Factor dB	Measure ment dBuV/m	Limit dBuV/m	Margin dB	Detector	Comment
1 *	17940.0000	26.17	28.97	55.14	80.00	-24.86	Peak	

Orthogonal Axis:	X
Test Mode:	UNII-3/TX A Mode 5825MHz

Vertical

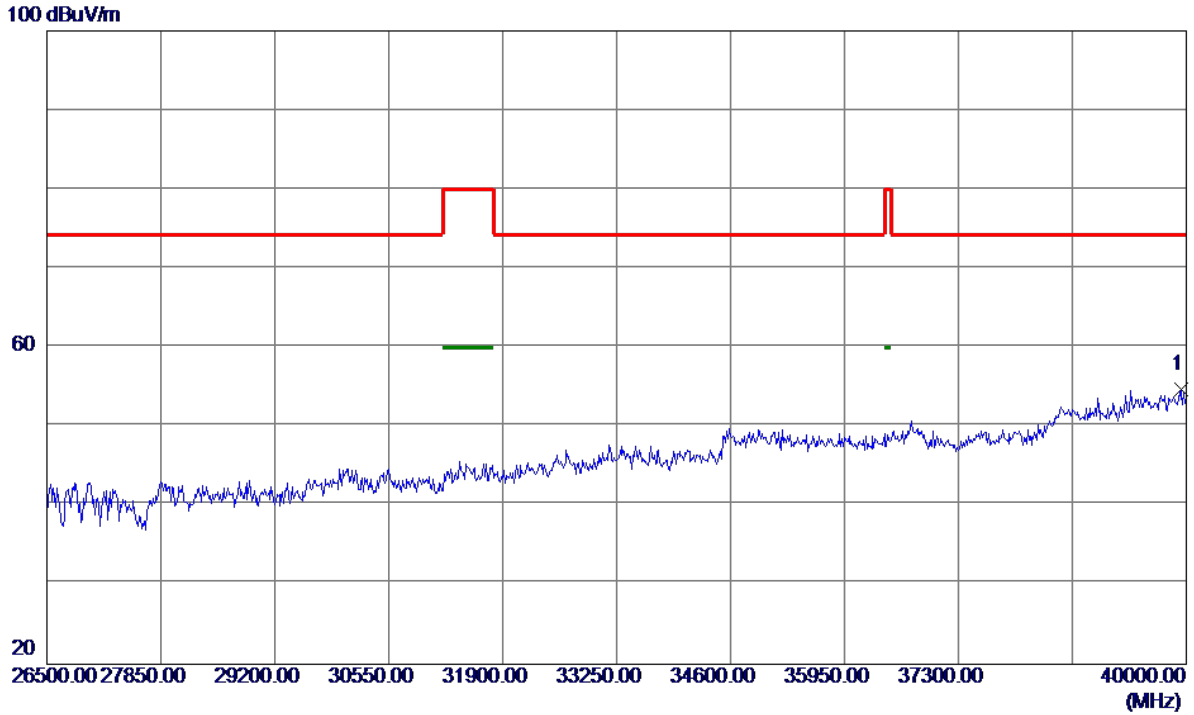
100 dBuV/m



No.	Freq. MHz	Reading Level dBuV/m	Correct Factor dB	Measure ment dBuV/m	Limit dBuV/m	Margin dB	Detector	Comment
1 *	26491.5000	28.65	26.07	54.72	74.30	-19.58	Peak	

Orthogonal Axis:	X
Test Mode:	UNII-3/TX A Mode 5825MHz

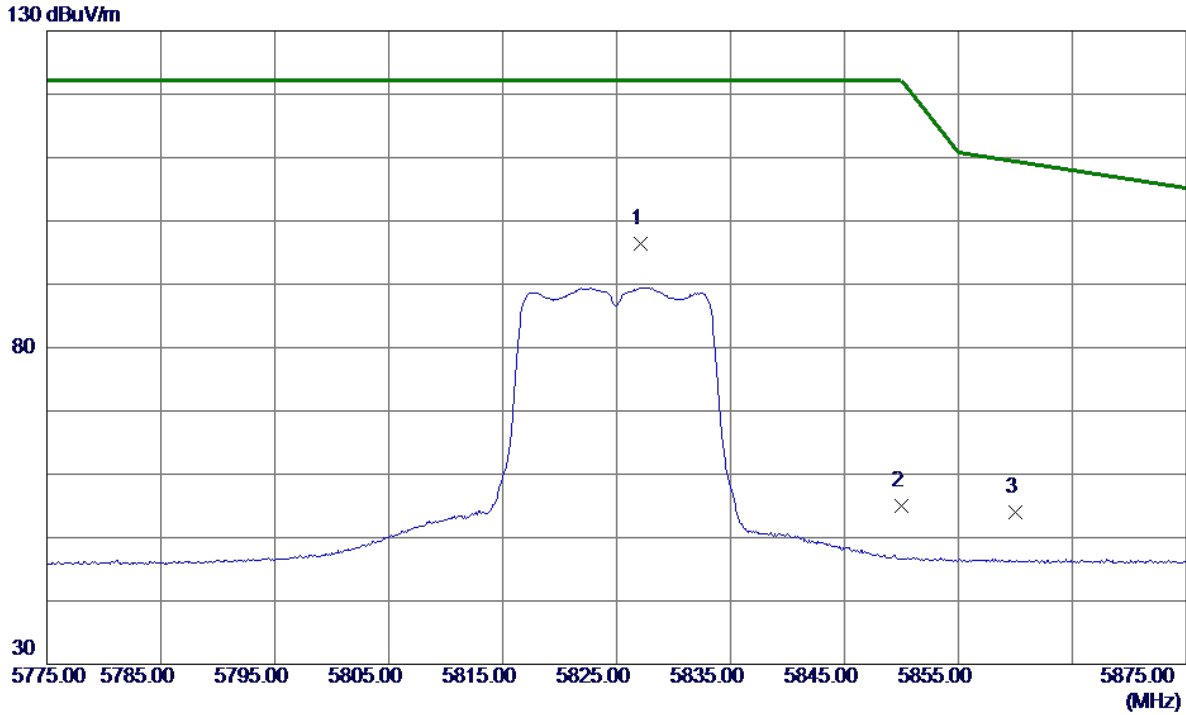
Vertical



No.	Freq. MHz	Reading Level dBuV/m	Correct Factor dB	Measure ment dBuV/m	Limit dBuV/m	Margin dB	Detector	Comment
1 *	39946.0000	38.93	15.80	54.73	74.30	-19.57	Peak	

Orthogonal Axis:	X
Test Mode:	UNII-3/TX A Mode 5825MHz

Horizontal

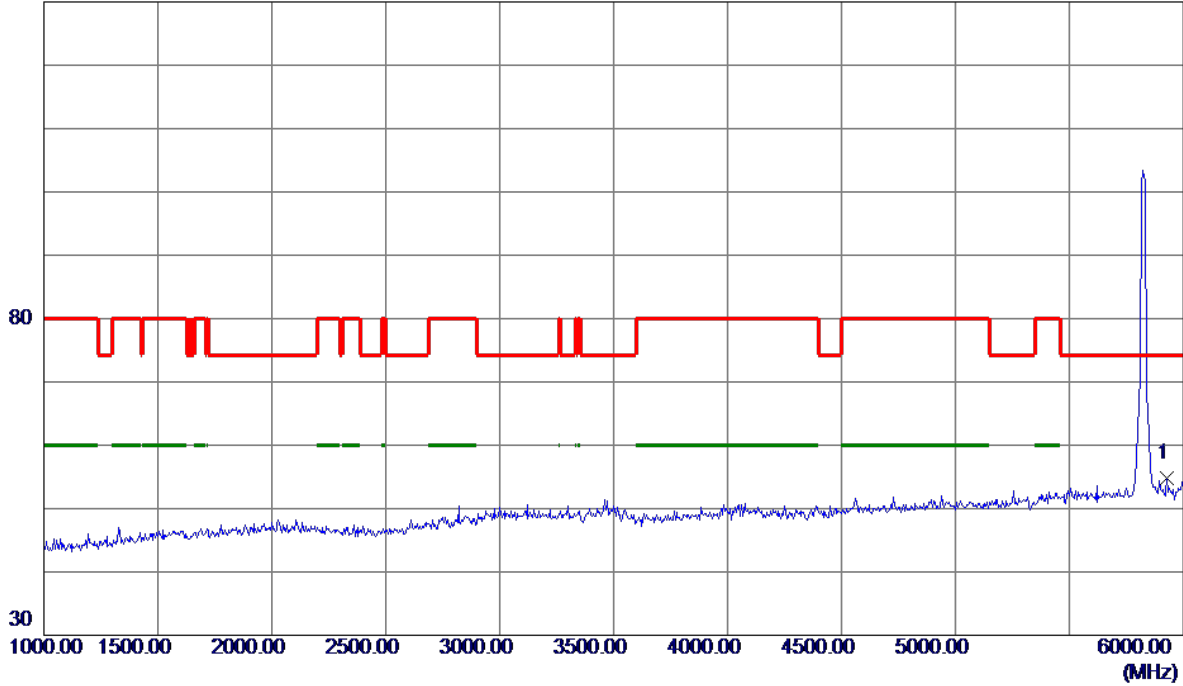


No.	Freq. MHz	Reading Level dBuV/m	Correct Factor dB	Measure ment dBuV/m	Limit dBuV/m	Margin dB	Detector	Comment
1 *	5827.1000	72.81	23.60	96.41	122.20	-25.79	Peak	
2	5850.0000	31.32	23.69	55.01	122.20	-67.19	Peak	
3	5860.0000	30.25	23.73	53.98	109.40	-55.42	Peak	

Orthogonal Axis:	X
Test Mode:	UNII-3/TX A Mode 5825MHz

Horizontal

130 dBuV/m

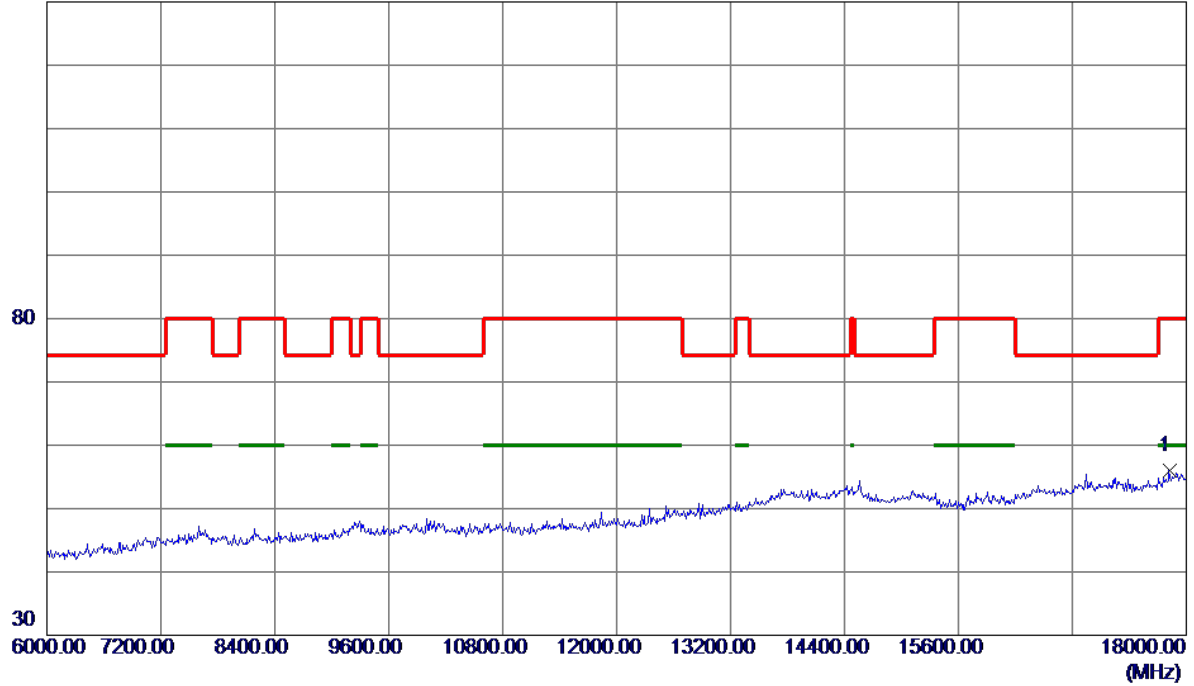


No.	Freq. MHz	Reading Level dBuV/m	Correct Factor dB	Measure ment dBuV/m	Limit dBuV/m	Margin dB	Detector	Comment
1 *	5930.0000	35.64	19.16	54.80	74.30	-19.50	Peak	

Orthogonal Axis:	X
Test Mode:	UNII-3/TX A Mode 5825MHz

Horizontal

130 dBuV/m

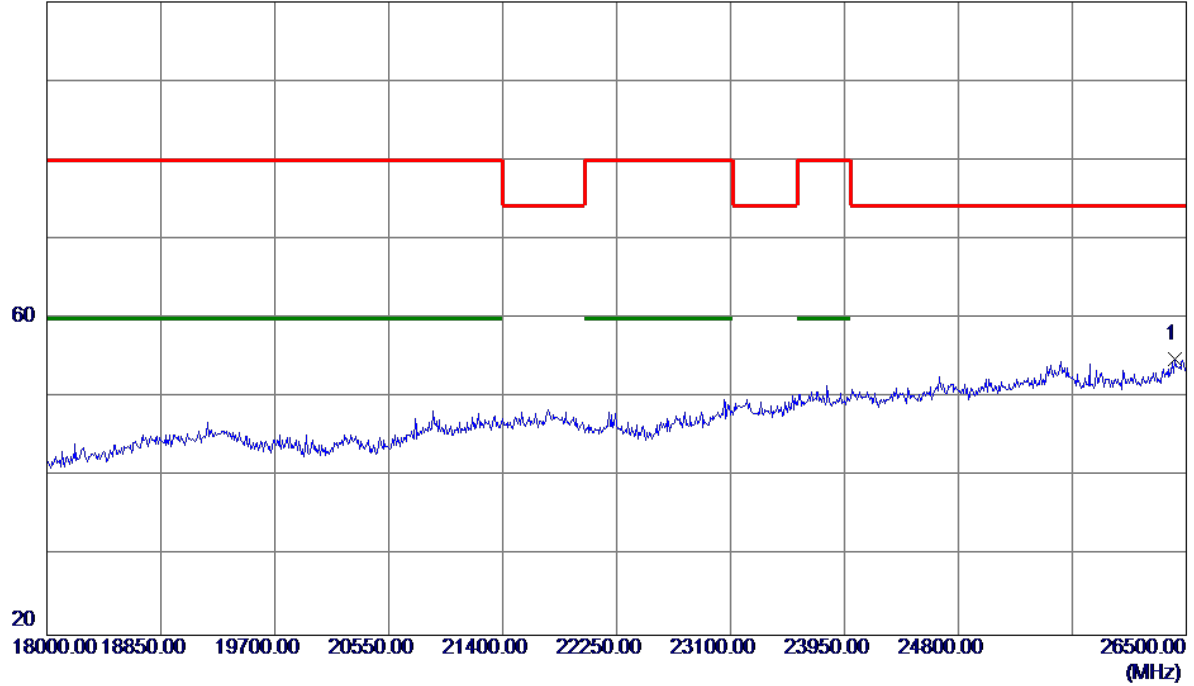


No.	Freq. MHz	Reading Level dBuV/m	Correct Factor dB	Measure ment dBuV/m	Limit dBuV/m	Margin dB	Detector	Comment
1 *	17820.0000	27.50	28.58	56.08	80.00	-23.92	Peak	

Orthogonal Axis:	X
Test Mode:	UNII-3/TX A Mode 5825MHz

Horizontal

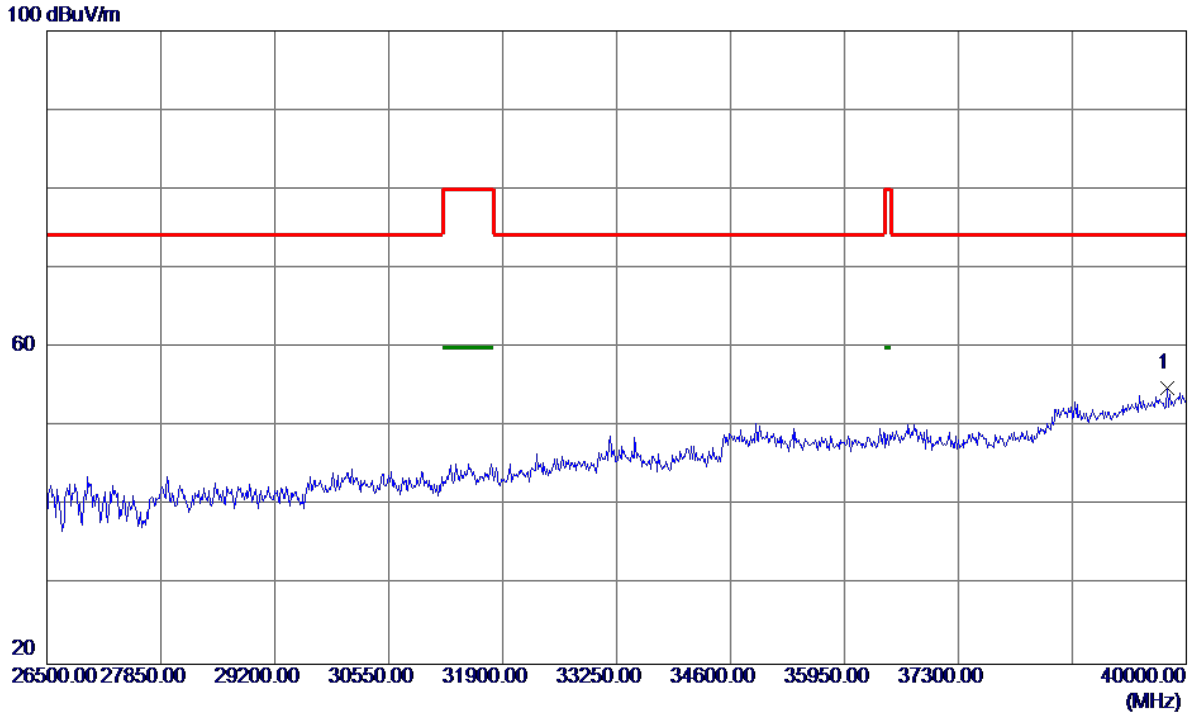
100 dBuV/m



No.	Freq. MHz	Reading Level dBuV/m	Correct Factor dB	Measure ment dBuV/m	Limit dBuV/m	Margin dB	Detector	Comment
1 *	26415.0000	29.27	25.67	54.94	74.30	-19.36	Peak	

Orthogonal Axis:	X
Test Mode:	UNII-3/TX A Mode 5825MHz

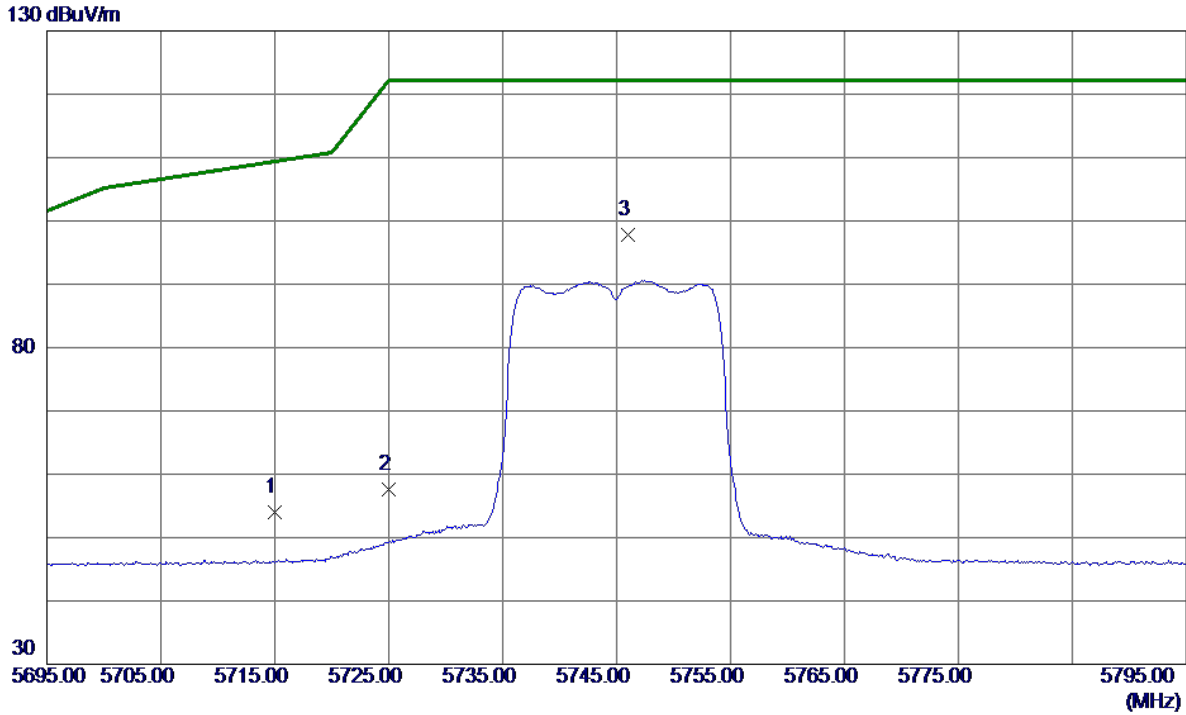
Horizontal



No.	Freq. MHz	Reading Level dBuV/m	Correct Factor dB	Measure ment dBuV/m	Limit dBuV/m	Margin dB	Detector	Comment
1 *	39770.5000	39.29	15.52	54.81	74.30	-19.49	Peak	

Orthogonal Axis:	X
Test Mode:	UNII-3/TX N20 Mode 5745MHz

Vertical

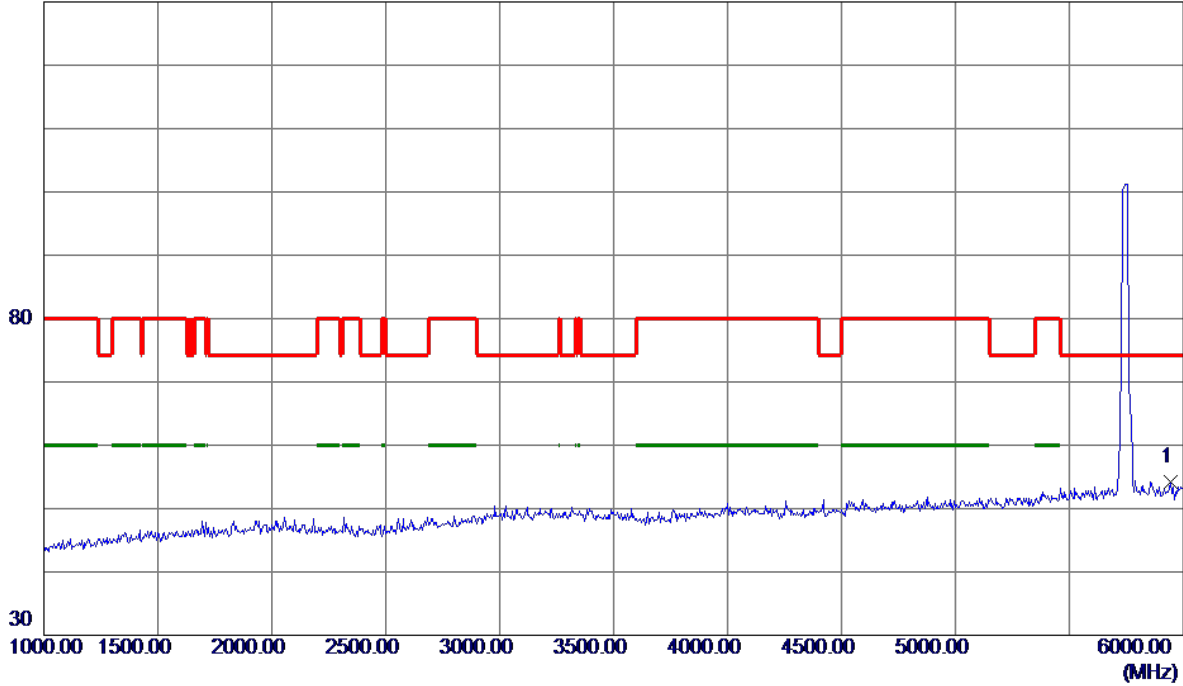


No.	Freq. MHz	Reading Level dBuV/m	Correct Factor dB	Measure ment dBuV/m	Limit dBuV/m	Margin dB	Detector	Comment
1	5715.0000	30.81	23.16	53.97	109.40	-55.43	Peak	
2	5725.0000	34.48	23.20	57.68	122.20	-64.52	Peak	
3 *	5746.0000	74.61	23.28	97.89	122.20	-24.31	Peak	

Orthogonal Axis:	X
Test Mode:	UNII-3/TX N20 Mode 5745MHz

Vertical

130 dBuV/m

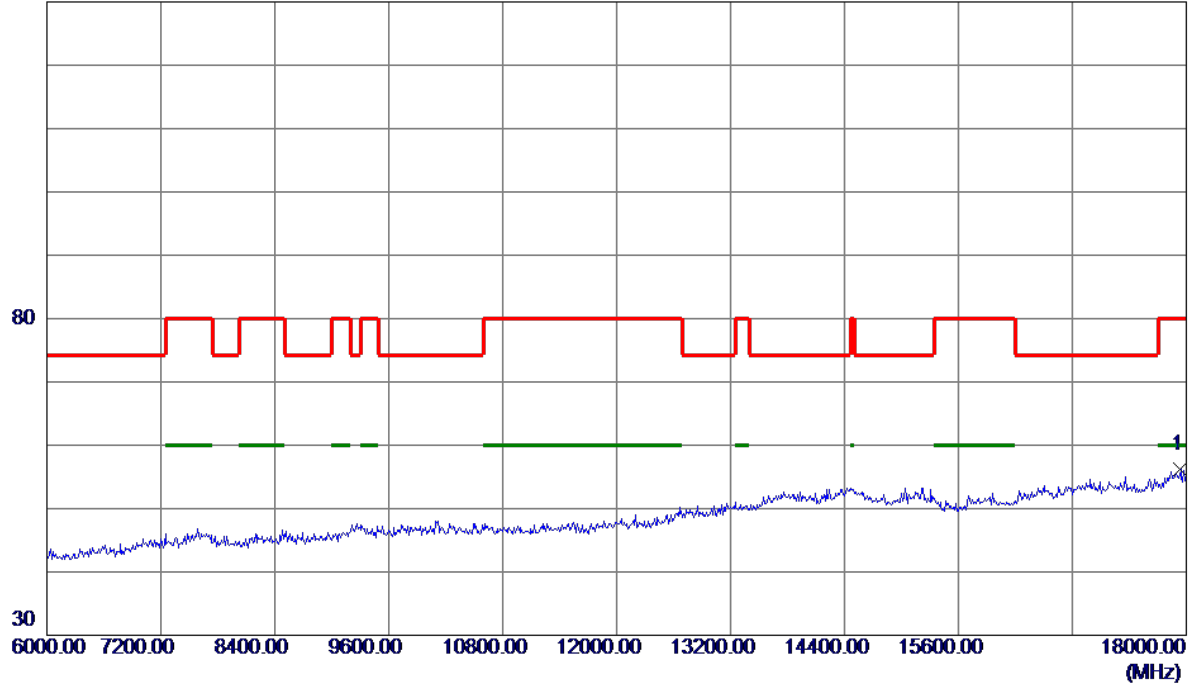


No.	Freq. MHz	Reading Level dBuV/m	Correct Factor dB	Measure ment dBuV/m	Limit dBuV/m	Margin dB	Detector	Comment
1 *	5945.0000	35.02	19.22	54.24	74.30	-20.06	Peak	

Orthogonal Axis:	X
Test Mode:	UNII-3/TX N20 Mode 5745MHz

Vertical

130 dBuV/m

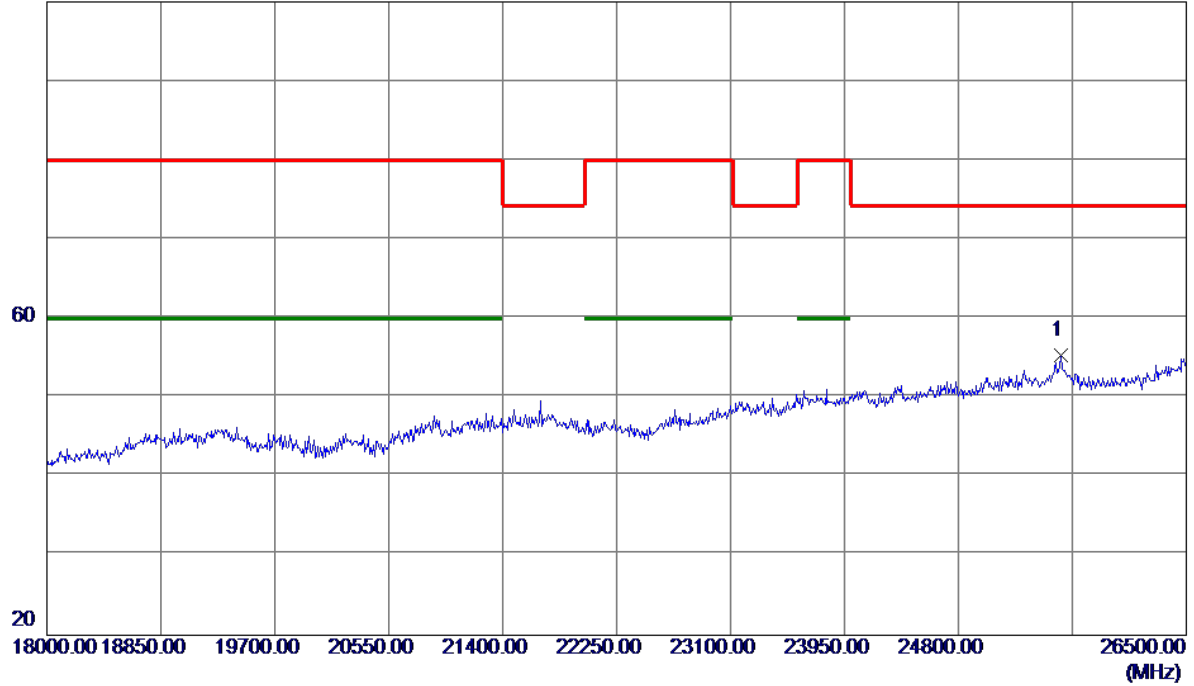


No.	Freq. MHz	Reading Level dBuV/m	Correct Factor dB	Measure ment dBuV/m	Limit dBuV/m	Margin dB	Detector	Comment
1 *	17940.0000	27.24	28.97	56.21	80.00	-23.79	Peak	

Orthogonal Axis:	X
Test Mode:	UNII-3/TX N20 Mode 5745MHz

Vertical

100 dBuV/m

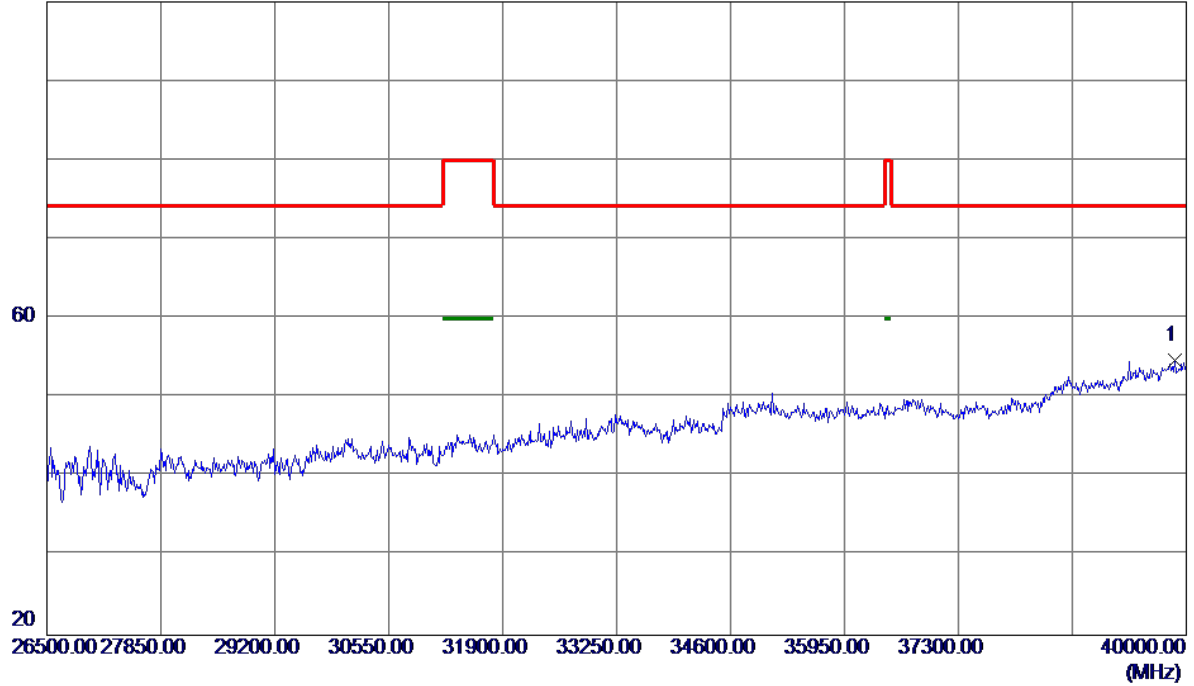


No.	Freq. MHz	Reading Level dBuV/m	Correct Factor dB	Measure ment dBuV/m	Limit dBuV/m	Margin dB	Detector	Comment
1 *	25565.0000	31.42	23.90	55.32	74.30	-18.98	Peak	

Orthogonal Axis:	X
Test Mode:	UNII-3/TX N20 Mode 5745MHz

Vertical

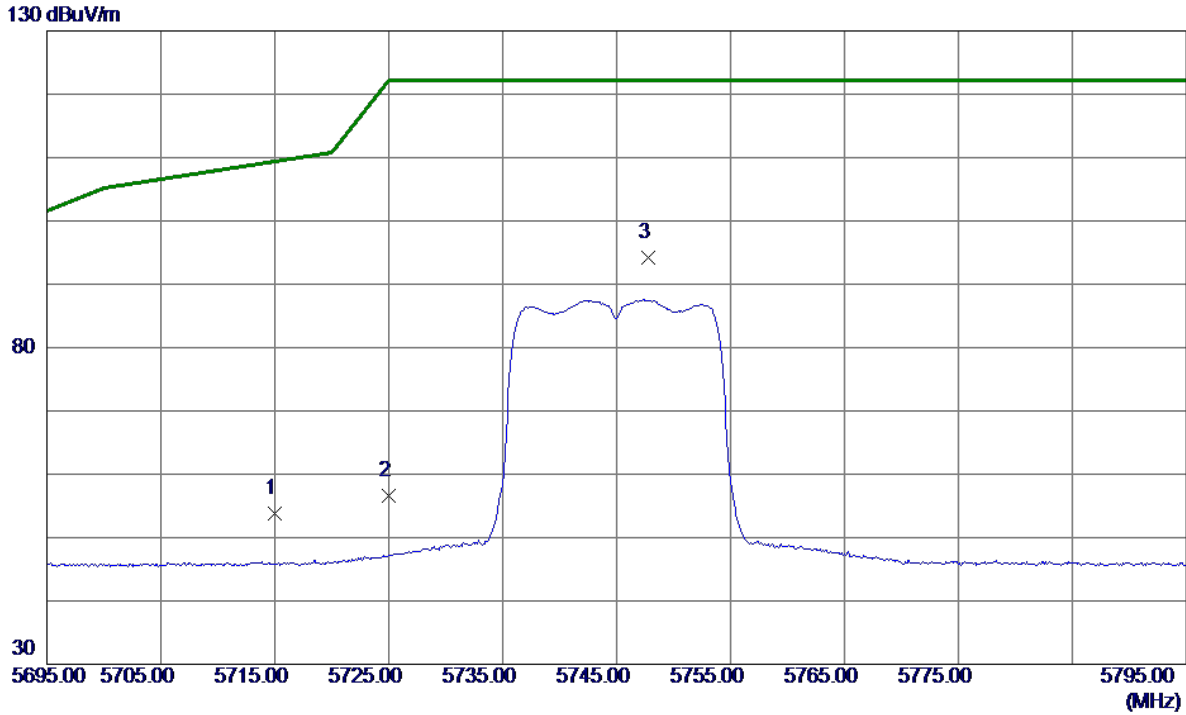
100 dBuV/m



No.	Freq. MHz	Reading Level dBuV/m	Correct Factor dB	Measure ment dBuV/m	Limit dBuV/m	Margin dB	Detector	Comment
1 *	39865.0000	39.03	15.67	54.70	74.30	-19.60	Peak	

Orthogonal Axis:	X
Test Mode:	UNII-3/TX N20 Mode 5745MHz

Horizontal

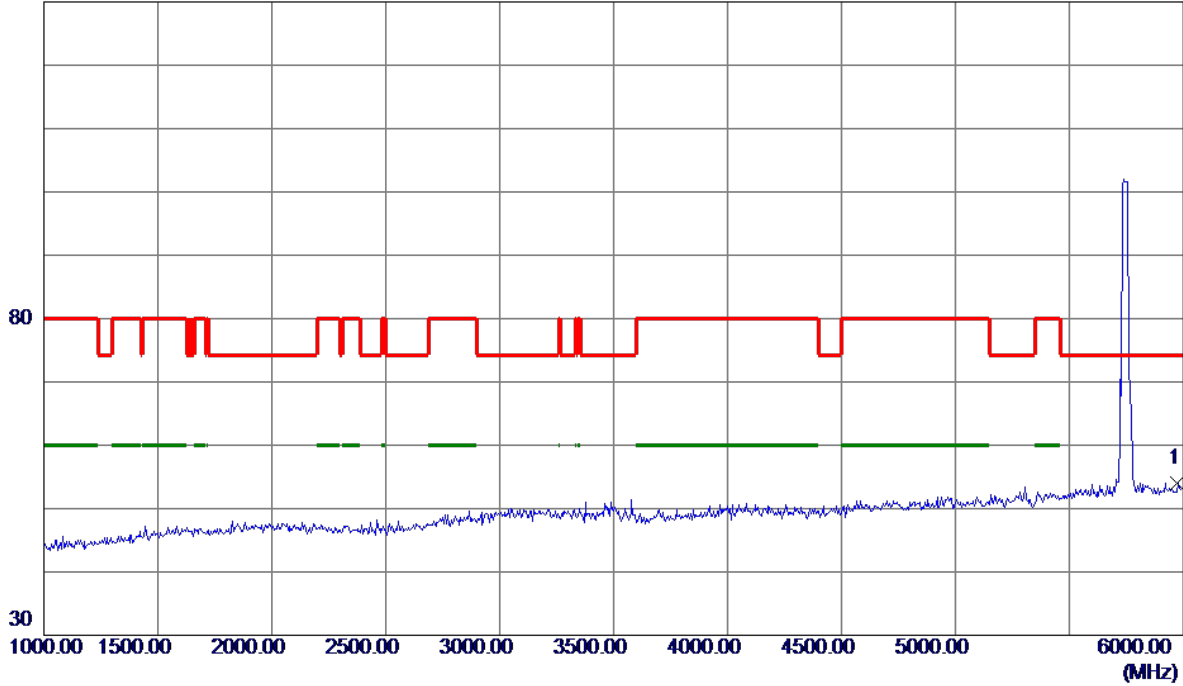


No.	Freq. MHz	Reading Level dBuV/m	Correct Factor dB	Measure ment dBuV/m	Limit dBuV/m	Margin dB	Detector	Comment
1	5715.0000	30.58	23.16	53.74	109.40	-55.66	Peak	
2	5725.0000	33.33	23.20	56.53	122.20	-65.67	Peak	
3 *	5747.8000	70.88	23.29	94.17	122.20	-28.03	Peak	

Orthogonal Axis:	X
Test Mode:	UNII-3/TX N20 Mode 5745MHz

Horizontal

130 dBuV/m

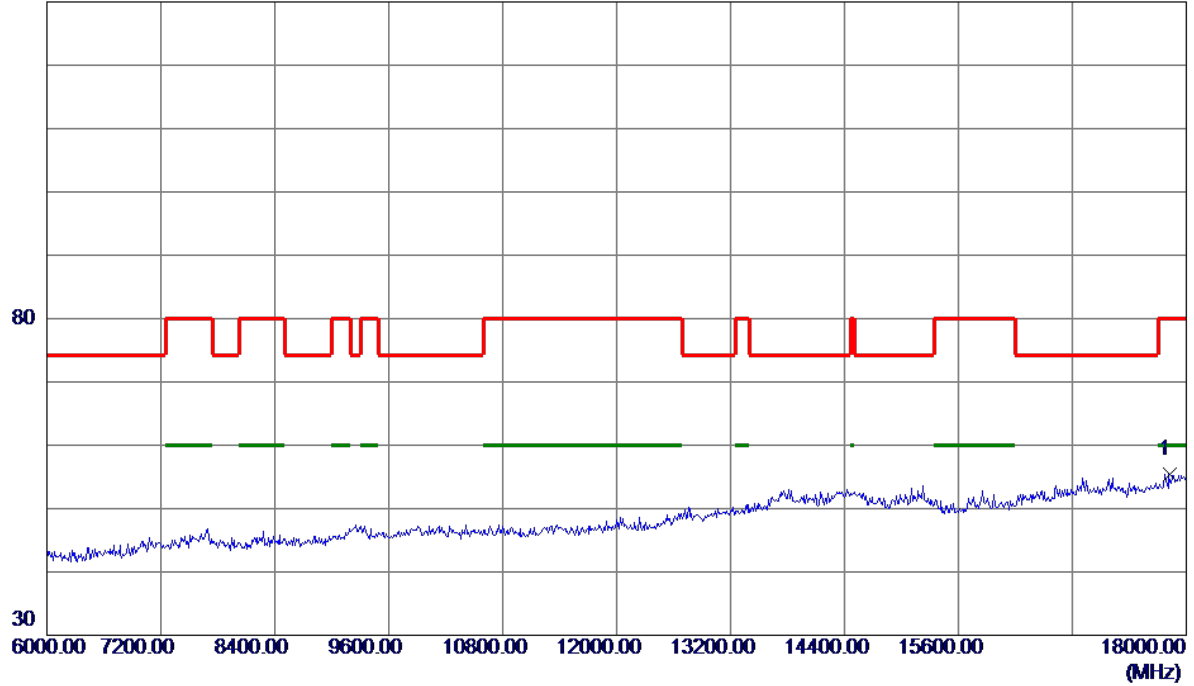


No.	Freq. MHz	Reading Level dBuV/m	Correct Factor dB	Measure ment dBuV/m	Limit dBuV/m	Margin dB	Detector	Comment
1 *	5975.0000	34.70	19.32	54.02	74.30	-20.28	Peak	

Orthogonal Axis:	X
Test Mode:	UNII-3/TX N20 Mode 5745MHz

Horizontal

130 dBuV/m

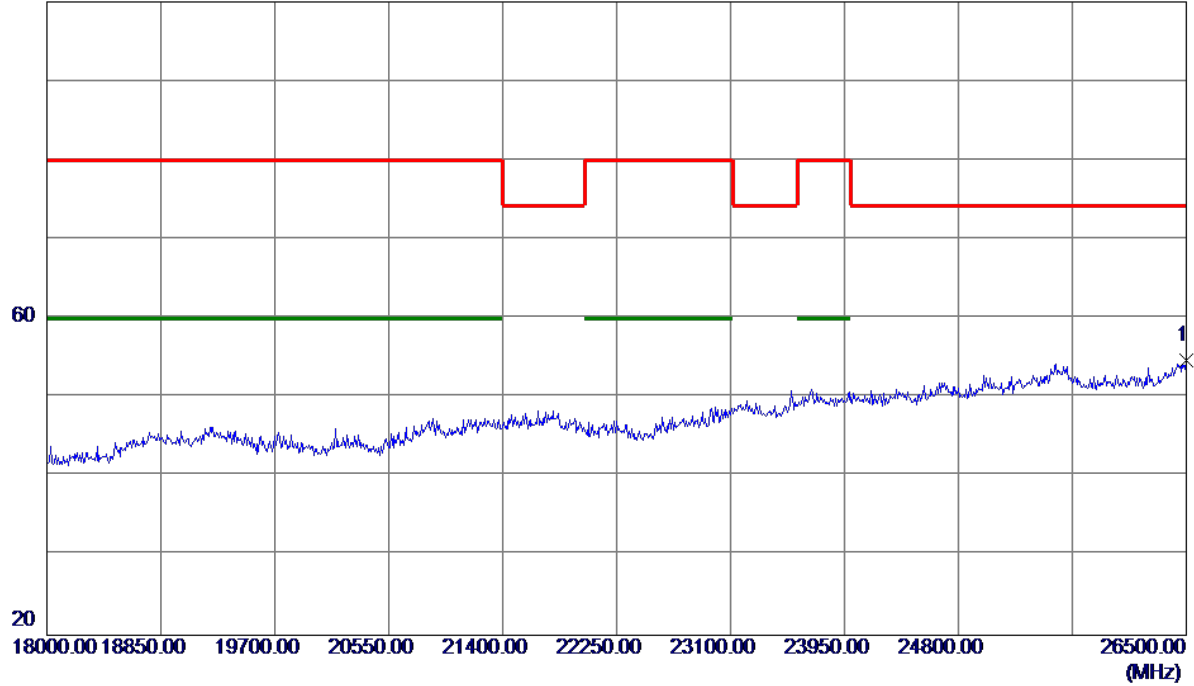


No.	Freq. MHz	Reading Level dBuV/m	Correct Factor dB	Measure ment dBuV/m	Limit dBuV/m	Margin dB	Detector	Comment
1 *	17820.0000	26.81	28.58	55.39	80.00	-24.61	Peak	

Orthogonal Axis:	X
Test Mode:	UNII-3/TX N20 Mode 5745MHz

Horizontal

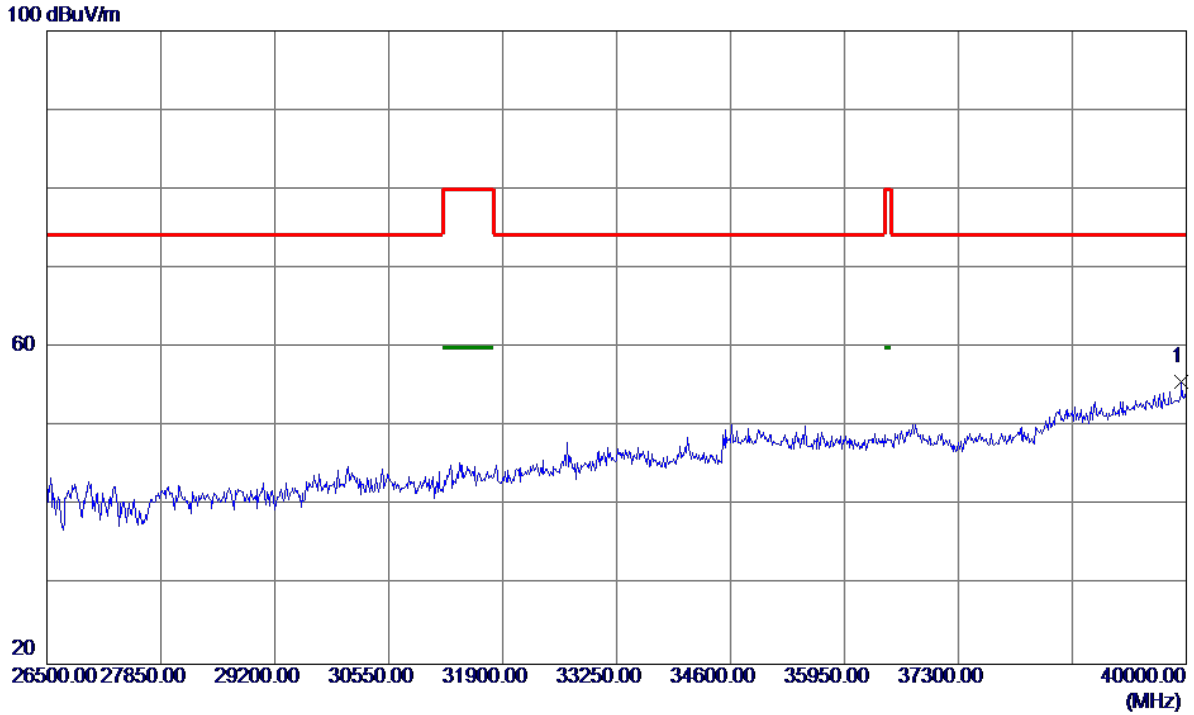
100 dBuV/m



No.	Freq. MHz	Reading Level dBuV/m	Correct Factor dB	Measure ment dBuV/m	Limit dBuV/m	Margin dB	Detector	Comment
1 *	26500.0000	28.55	26.12	54.67	74.30	-19.63	Peak	

Orthogonal Axis:	X
Test Mode:	UNII-3/TX N20 Mode 5745MHz

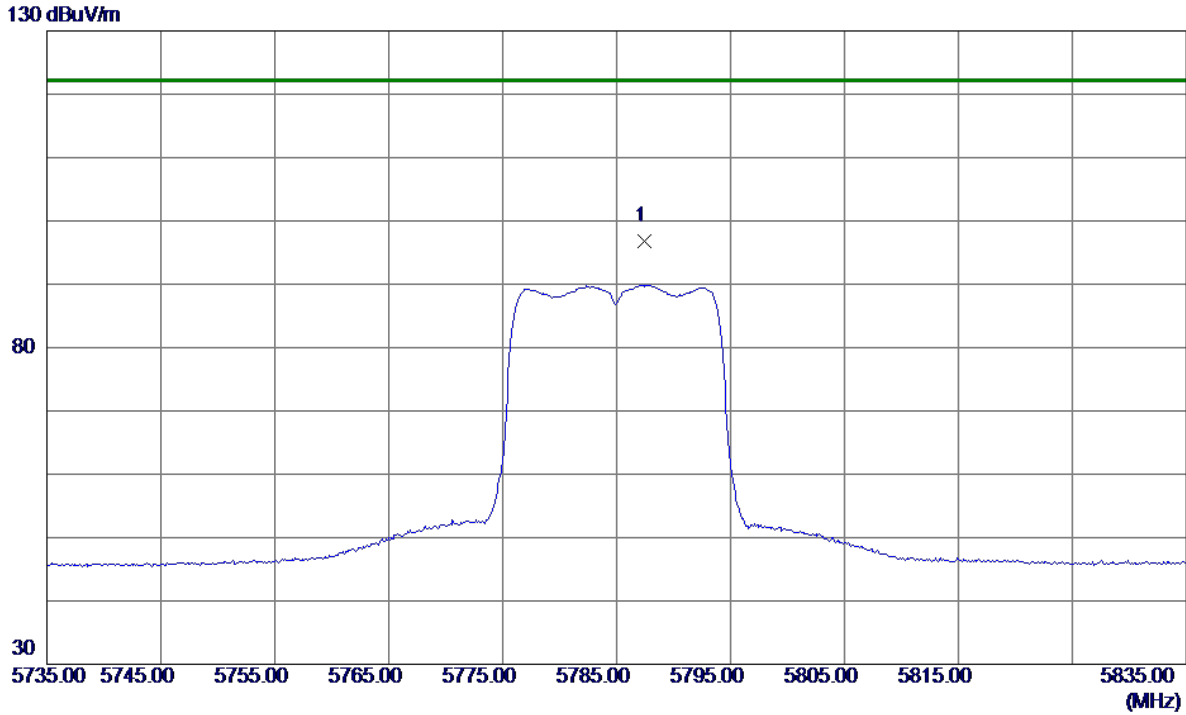
Horizontal



No.	Freq. MHz	Reading Level dBuV/m	Correct Factor dB	Measure ment dBuV/m	Limit dBuV/m	Margin dB	Detector	Comment
1 *	39946.0000	39.95	15.80	55.75	74.30	-18.55	Peak	

Orthogonal Axis:	X
Test Mode:	UNII-3/TX N20 Mode 5785MHz

Vertical

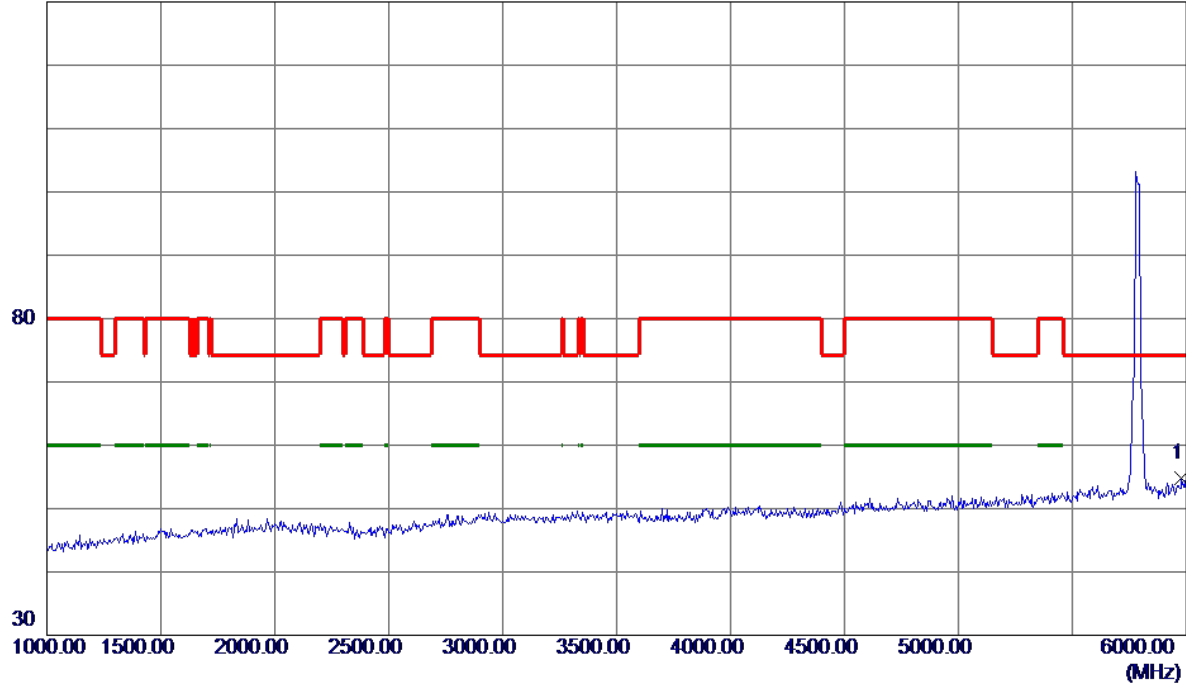


No.	Freq. MHz	Reading Level dBuV/m	Correct Factor dB	Measure ment dBuV/m	Limit dBuV/m	Margin dB	Detector	Comment
1 *	5787.4000	73.44	23.44	96.88	122.20	-25.32	Peak	

Orthogonal Axis:	X
Test Mode:	UNII-3/TX N20 Mode 5785MHz

Vertical

130 dBuV/m

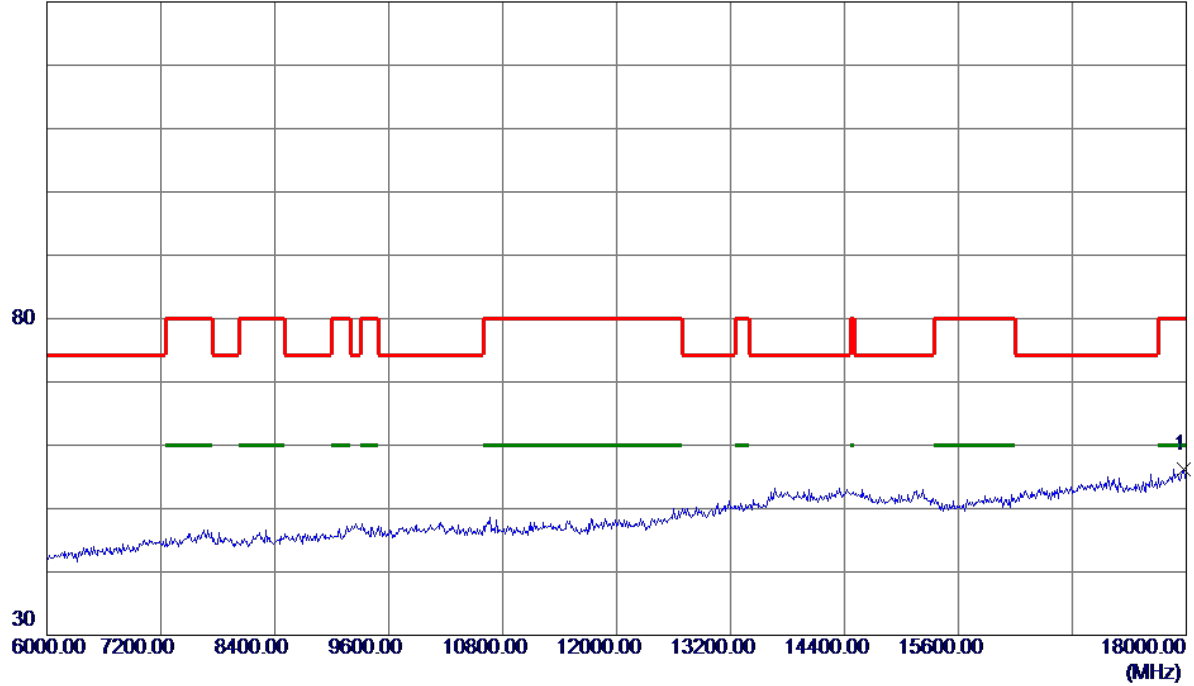


No.	Freq. MHz	Reading Level dBuV/m	Correct Factor dB	Measure ment dBuV/m	Limit dBuV/m	Margin dB	Detector	Comment
1 *	5980.0000	35.53	19.34	54.87	74.30	-19.43	Peak	

Orthogonal Axis:	X
Test Mode:	UNII-3/TX N20 Mode 5785MHz

Vertical

130 dBuV/m

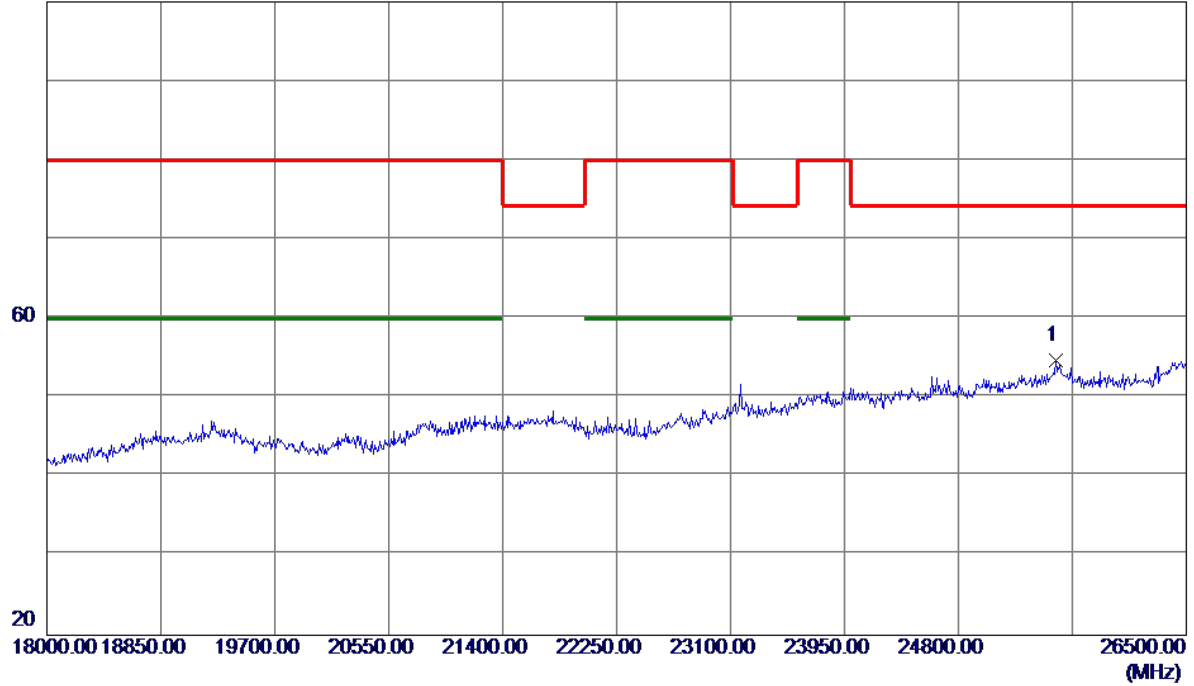


No.	Freq. MHz	Reading Level dBuV/m	Correct Factor dB	Measure ment dBuV/m	Limit dBuV/m	Margin dB	Detector	Comment
1 *	17976.0000	27.19	29.08	56.27	80.00	-23.73	Peak	

Orthogonal Axis:	X
Test Mode:	UNII-3/TX N20 Mode 5785MHz

Vertical

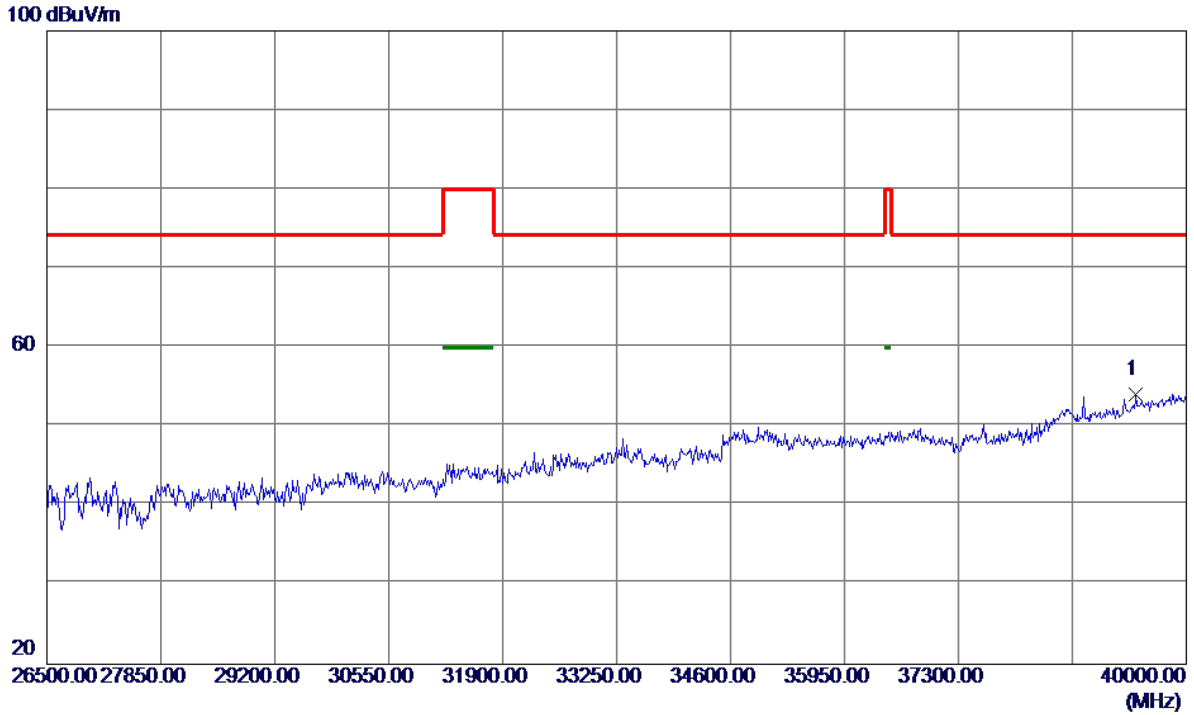
100 dBuV/m



No.	Freq. MHz	Reading Level dBuV/m	Correct Factor dB	Measure ment dBuV/m	Limit dBuV/m	Margin dB	Detector	Comment
1 *	25531.0000	30.82	23.93	54.75	74.30	-19.55	Peak	

Orthogonal Axis:	X
Test Mode:	UNII-3/TX N20 Mode 5785MHz

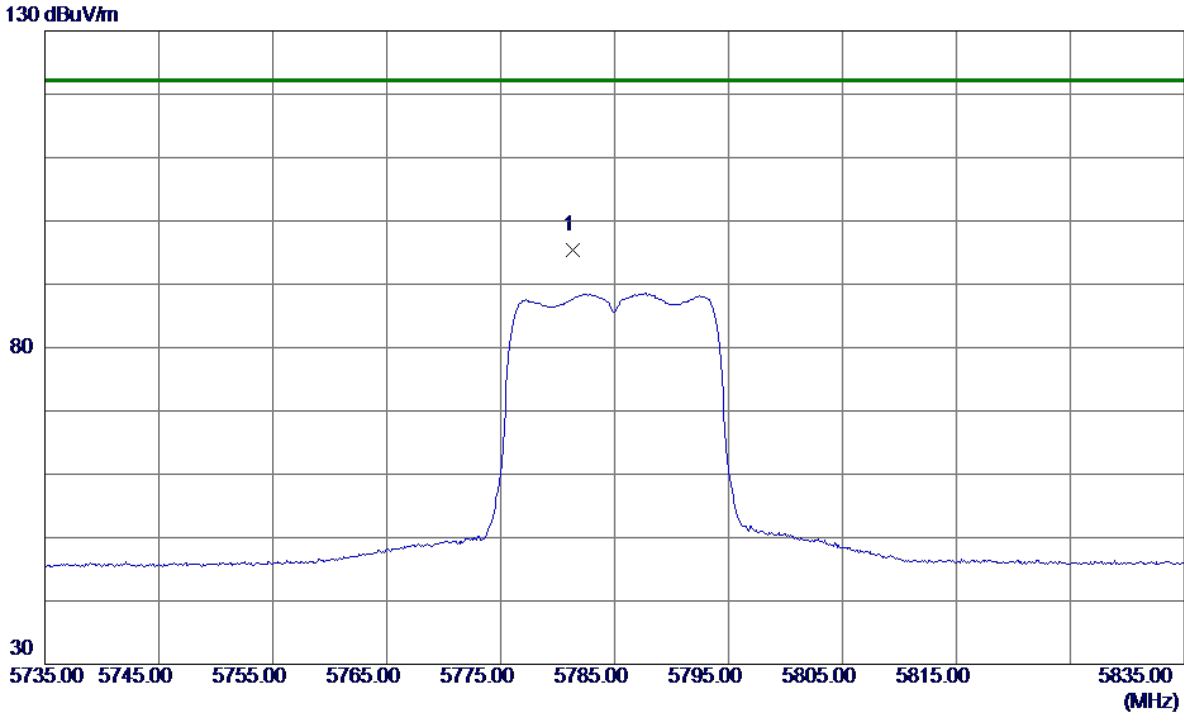
Vertical



No.	Freq. MHz	Reading Level dBuV/m	Correct Factor dB	Measure ment dBuV/m	Limit dBuV/m	Margin dB	Detector	Comment
1 *	39406.0000	39.26	14.81	54.07	74.30	-20.23	Peak	

Orthogonal Axis:	X
Test Mode:	UNII-3/TX N20 Mode 5785MHz

Horizontal

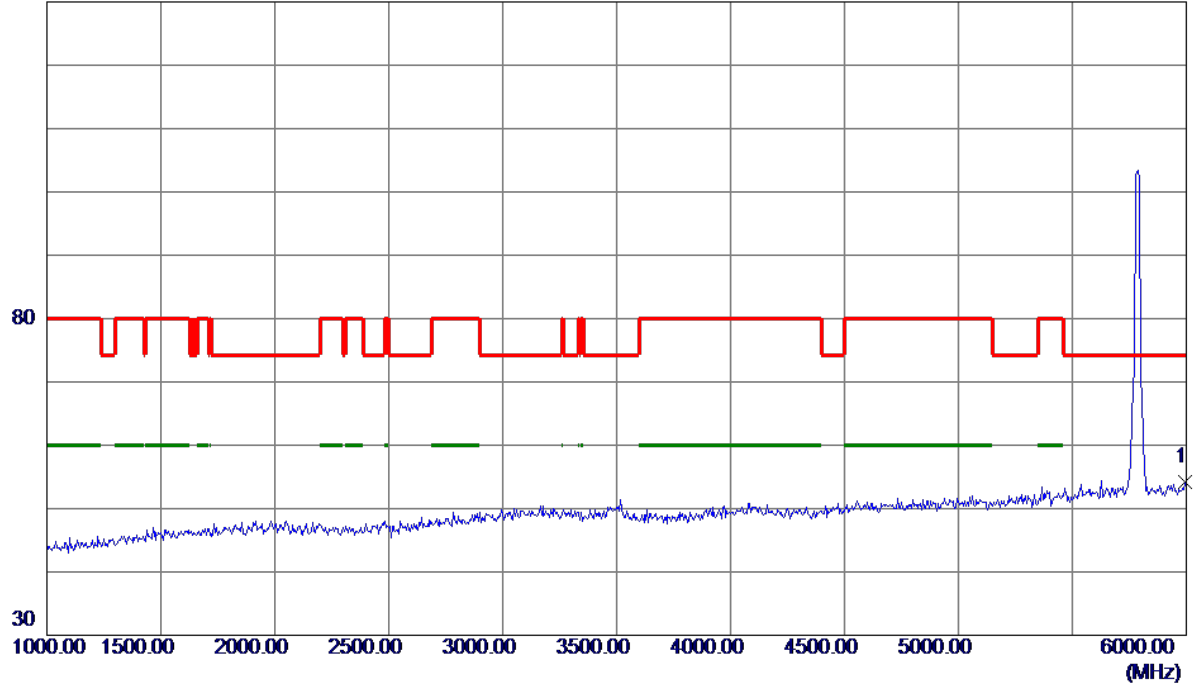


No.	Freq. MHz	Reading Level dBuV/m	Correct Factor dB	Measure ment dBuV/m	Limit dBuV/m	Margin dB	Detector	Comment
1 *	5781.3000	72.06	23.42	95.48	122.20	-26.72	Peak	

Orthogonal Axis:	X
Test Mode:	UNII-3/TX N20 Mode 5785MHz

Horizontal

130 dBuV/m

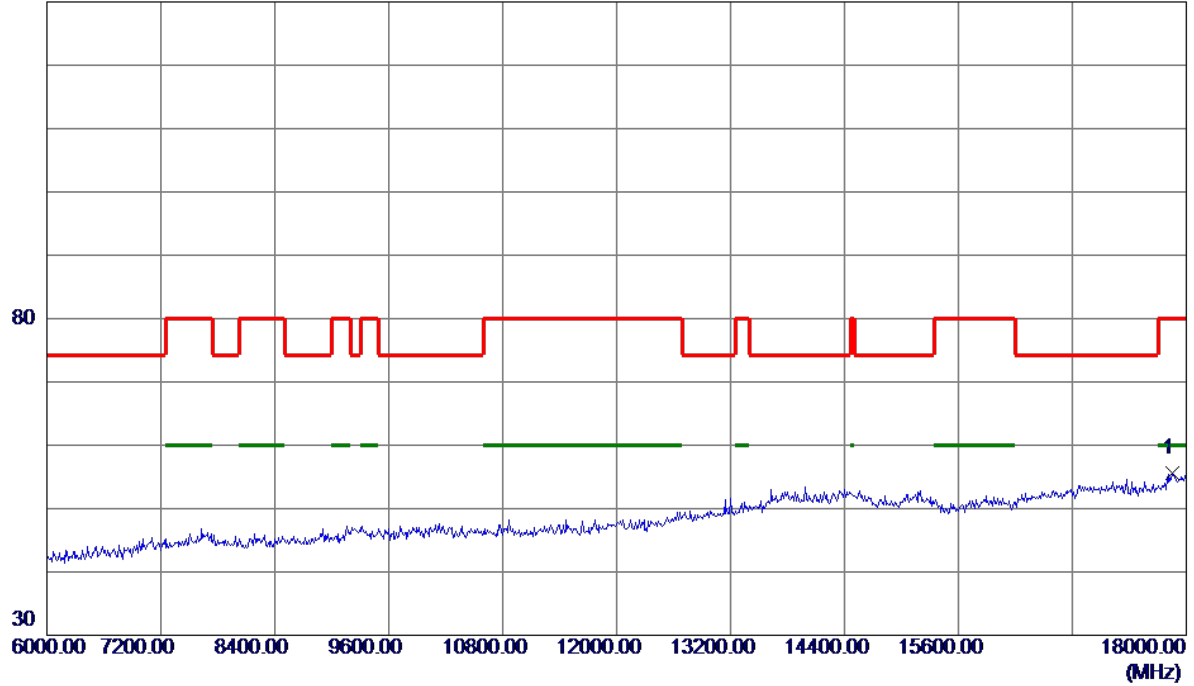


No.	Freq. MHz	Reading Level dBuV/m	Correct Factor dB	Measure ment dBuV/m	Limit dBuV/m	Margin dB	Detector	Comment
1 *	5995.0000	34.73	19.39	54.12	74.30	-20.18	Peak	

Orthogonal Axis:	X
Test Mode:	UNII-3/TX N20 Mode 5785MHz

Horizontal

130 dBuV/m

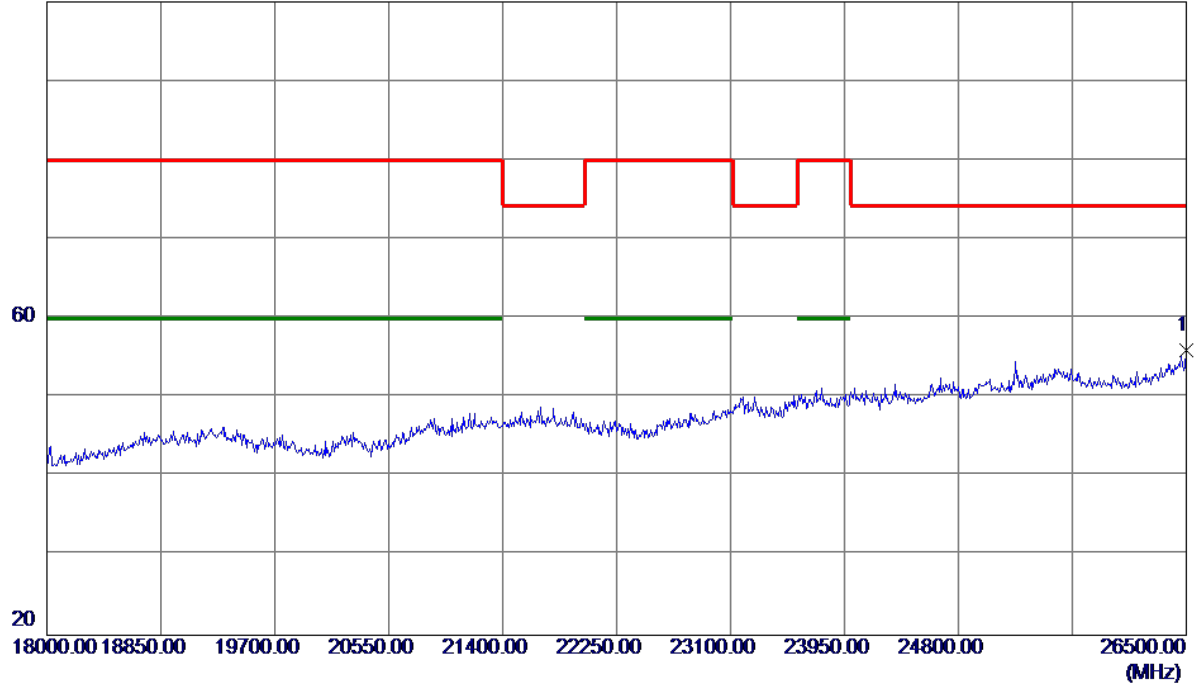


No.	Freq. MHz	Reading Level dBuV/m	Correct Factor dB	Measure ment dBuV/m	Limit dBuV/m	Margin dB	Detector	Comment
1 *	17856.0000	26.85	28.70	55.55	80.00	-24.45	Peak	

Orthogonal Axis:	X
Test Mode:	UNII-3/TX N20 Mode 5785MHz

Horizontal

100 dBuV/m

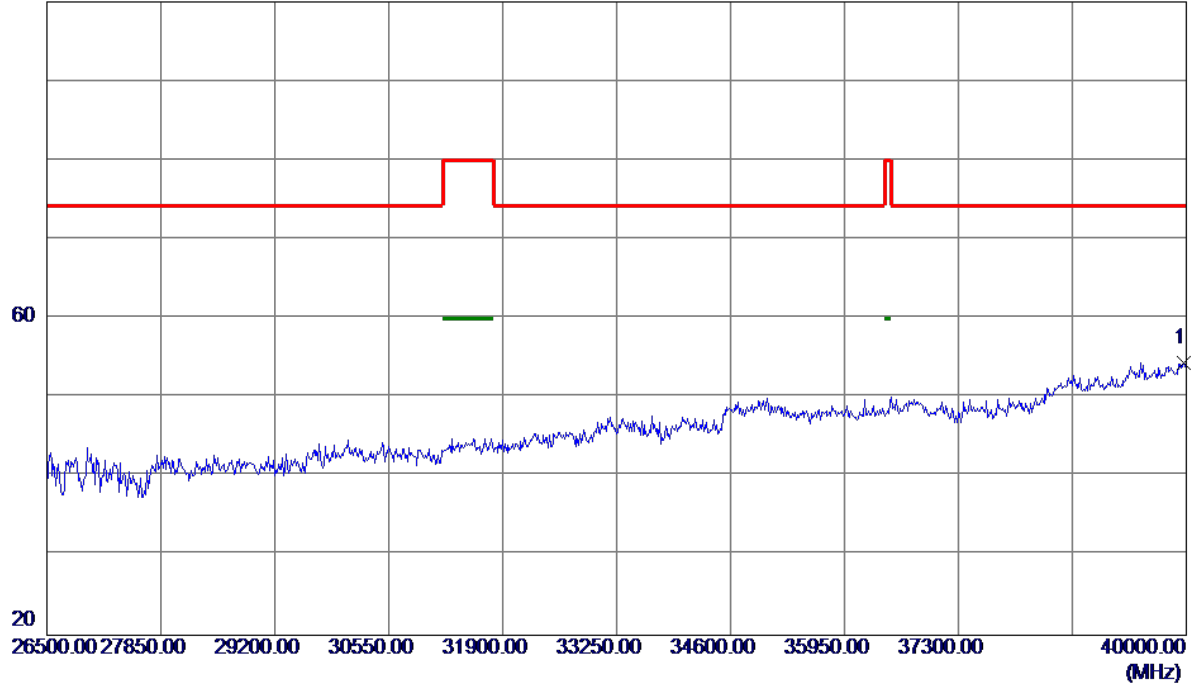


No.	Freq. MHz	Reading Level dBuV/m	Correct Factor dB	Measure ment dBuV/m	Limit dBuV/m	Margin dB	Detector	Comment
1 *	26500.0000	29.95	26.12	56.07	74.30	-18.23	Peak	

Orthogonal Axis:	X
Test Mode:	UNII-3/TX N20 Mode 5785MHz

Horizontal

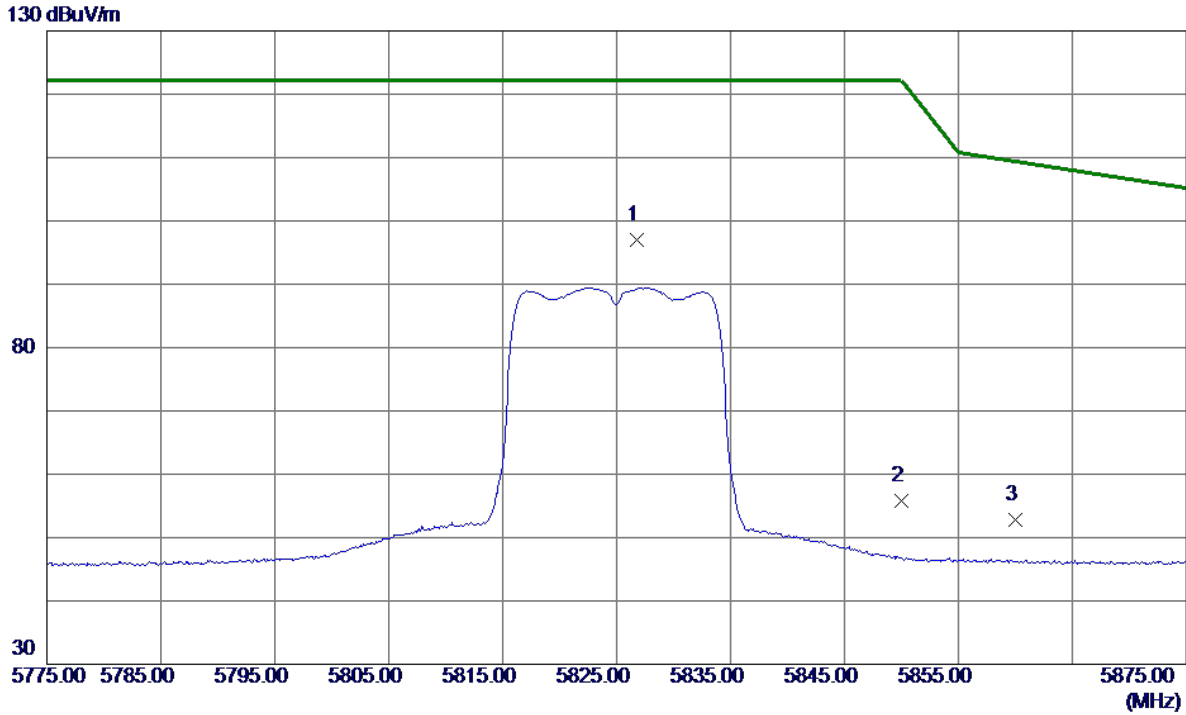
100 dBuV/m



No.	Freq. MHz	Reading Level dBuV/m	Correct Factor dB	Measure ment dBuV/m	Limit dBuV/m	Margin dB	Detector	Comment
1 *	39973.0000	38.58	15.85	54.43	74.30	-19.87	Peak	

Orthogonal Axis:	X
Test Mode:	UNII-3/TX N20 Mode 5825MHz

Vertical

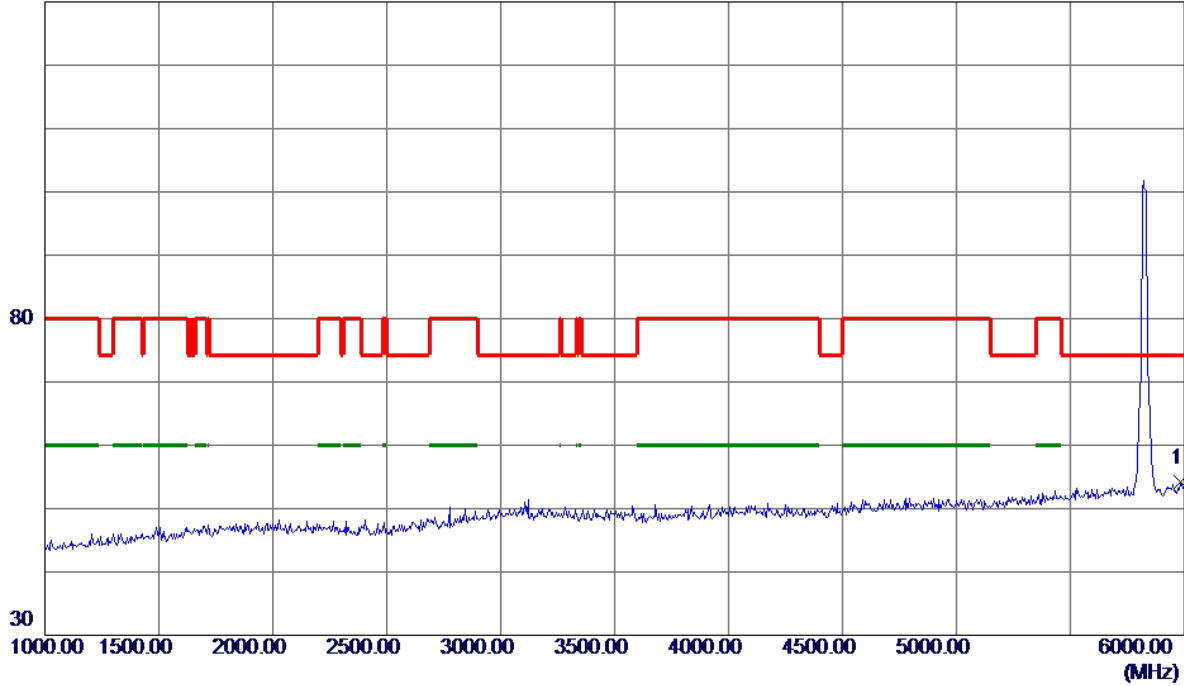


No.	Freq. MHz	Reading Level dBuV/m	Correct Factor dB	Measure ment dBuV/m	Limit dBuV/m	Margin dB	Detector	Comment
1 *	5826.8000	73.48	23.60	97.08	122.20	-25.12	Peak	
2	5850.0000	32.14	23.69	55.83	122.20	-66.37	Peak	
3	5860.0000	29.04	23.73	52.77	109.40	-56.63	Peak	

Orthogonal Axis:	X
Test Mode:	UNII-3/TX N20 Mode 5825MHz

Vertical

130 dBuV/m

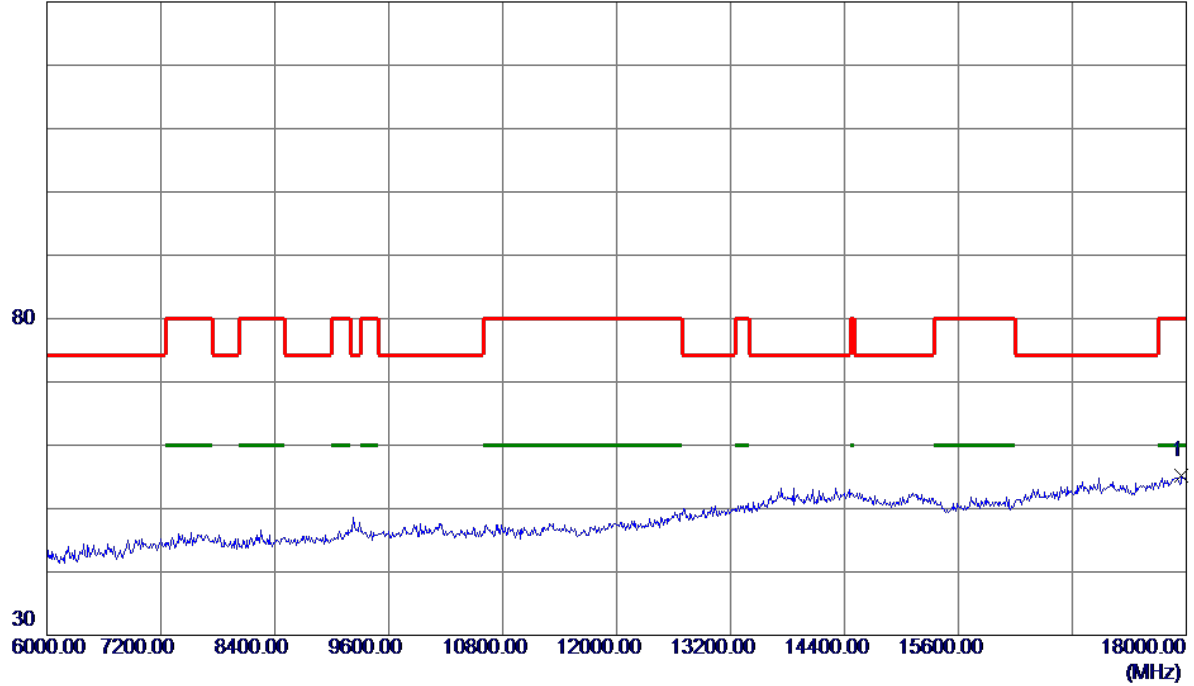


No.	Freq. MHz	Reading Level dBuV/m	Correct Factor dB	Measure ment dBuV/m	Limit dBuV/m	Margin dB	Detector	Comment
1 *	5985.0000	34.74	19.36	54.10	74.30	-20.20	Peak	

Orthogonal Axis:	X
Test Mode:	UNII-3/TX N20 Mode 5825MHz

Vertical

130 dBuV/m

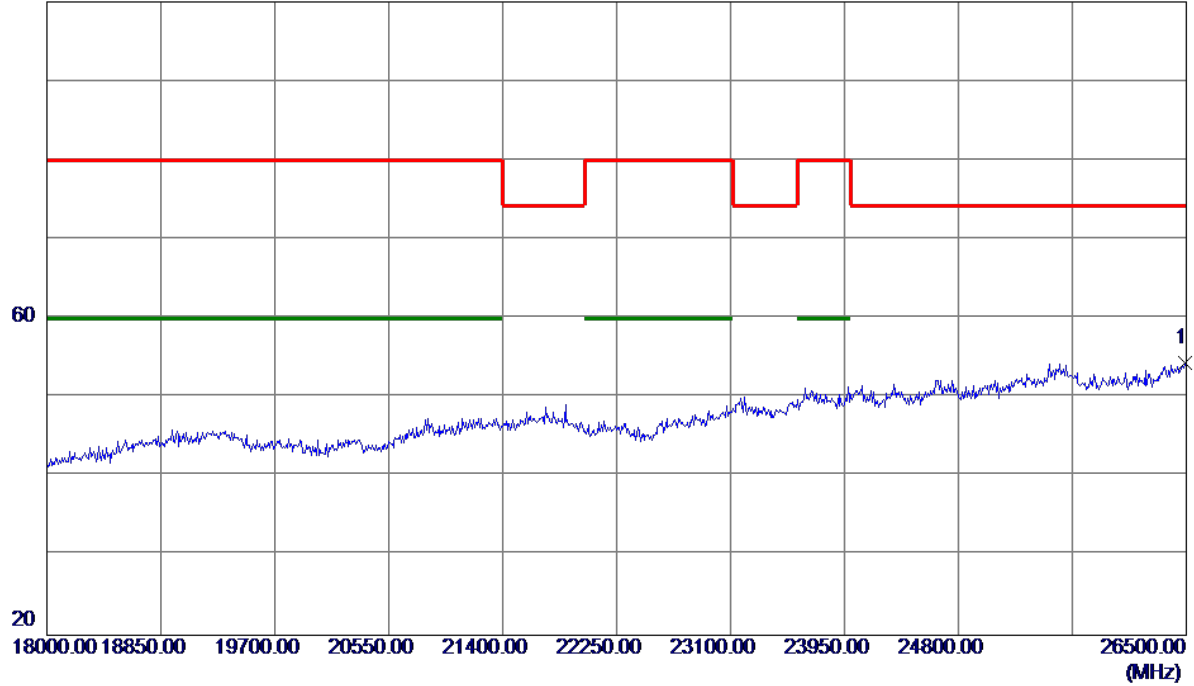


No.	Freq. MHz	Reading Level dBuV/m	Correct Factor dB	Measure ment dBuV/m	Limit dBuV/m	Margin dB	Detector	Comment
1 *	17952.0000	26.13	29.01	55.14	80.00	-24.86	Peak	

Orthogonal Axis:	X
Test Mode:	UNII-3/TX N20 Mode 5825MHz

Vertical

100 dBuV/m

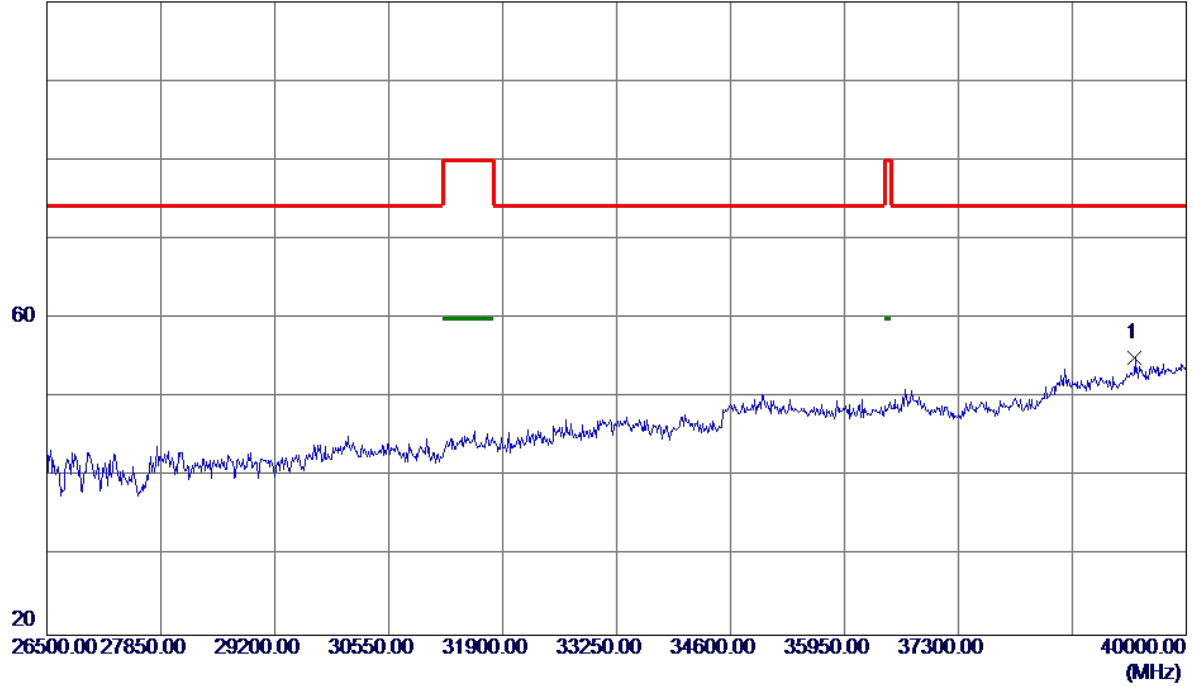


No.	Freq. MHz	Reading Level dBuV/m	Correct Factor dB	Measure ment dBuV/m	Limit dBuV/m	Margin dB	Detector	Comment
1 *	26491.5000	28.33	26.07	54.40	74.30	-19.90	Peak	

Orthogonal Axis:	X
Test Mode:	UNII-3/TX N20 Mode 5825MHz

Vertical

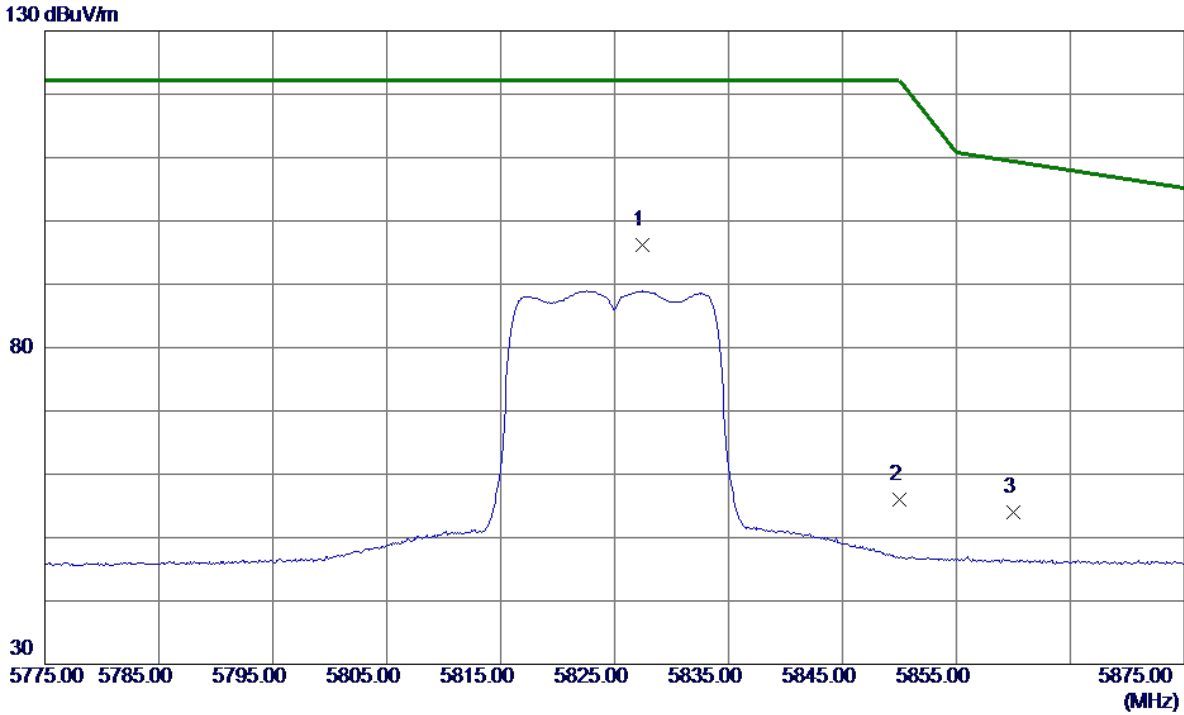
100 dBuV/m



No.	Freq. MHz	Reading Level dBuV/m	Correct Factor dB	Measure ment dBuV/m	Limit dBuV/m	Margin dB	Detector	Comment
1 *	39392.5000	40.27	14.78	55.05	74.30	-19.25	Peak	

Orthogonal Axis:	X
Test Mode:	UNII-3/TX N20 Mode 5825MHz

Horizontal

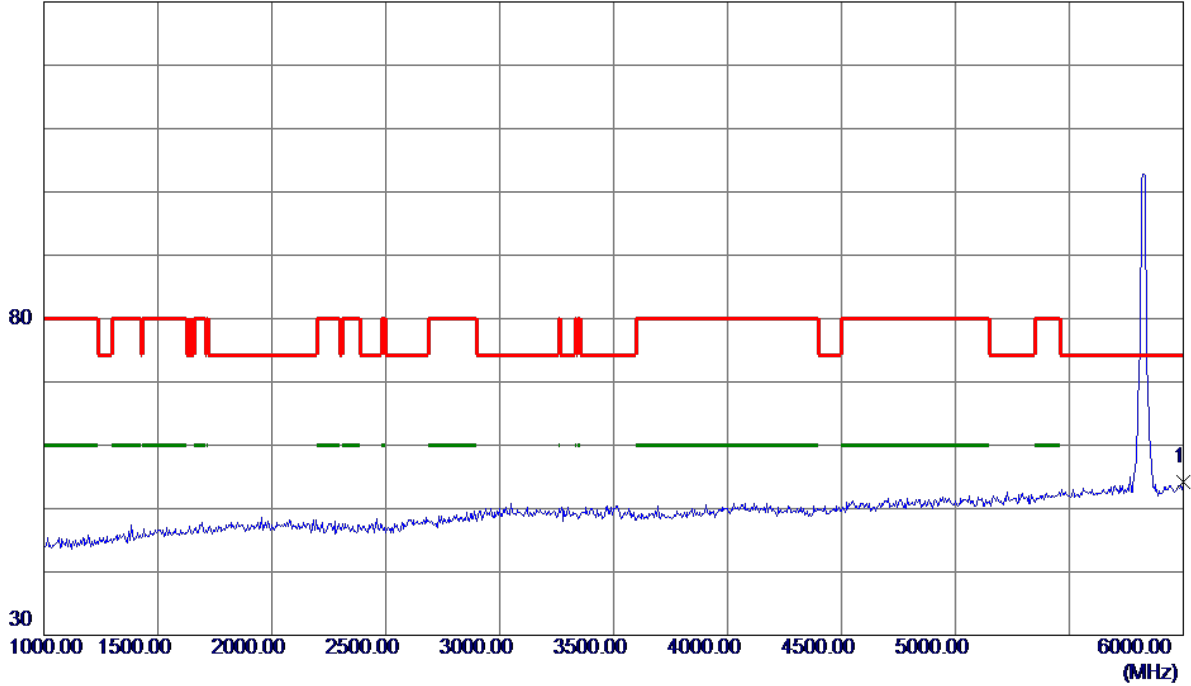


No.	Freq. MHz	Reading Level dBuV/m	Correct Factor dB	Measure ment dBuV/m	Limit dBuV/m	Margin dB	Detector	Comment
1 *	5827.4000	72.65	23.60	96.25	122.20	-25.95	Peak	
2	5850.0000	32.35	23.69	56.04	122.20	-66.16	Peak	
3	5860.0000	30.28	23.73	54.01	109.40	-55.39	Peak	

Orthogonal Axis:	X
Test Mode:	UNII-3/TX N20 Mode 5825MHz

Horizontal

130 dBuV/m

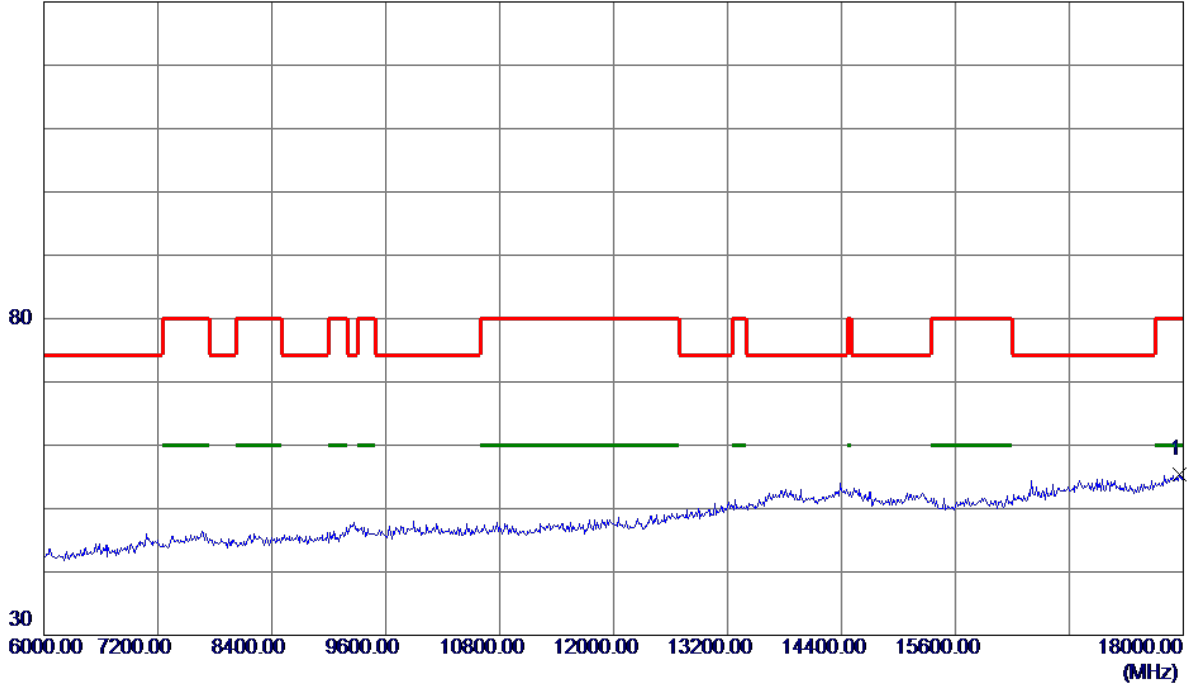


No.	Freq. MHz	Reading Level dBuV/m	Correct Factor dB	Measure ment dBuV/m	Limit dBuV/m	Margin dB	Detector	Comment
1 *	6000.0000	34.83	19.41	54.24	74.30	-20.06	Peak	

Orthogonal Axis:	X
Test Mode:	UNII-3/TX N20 Mode 5825MHz

Horizontal

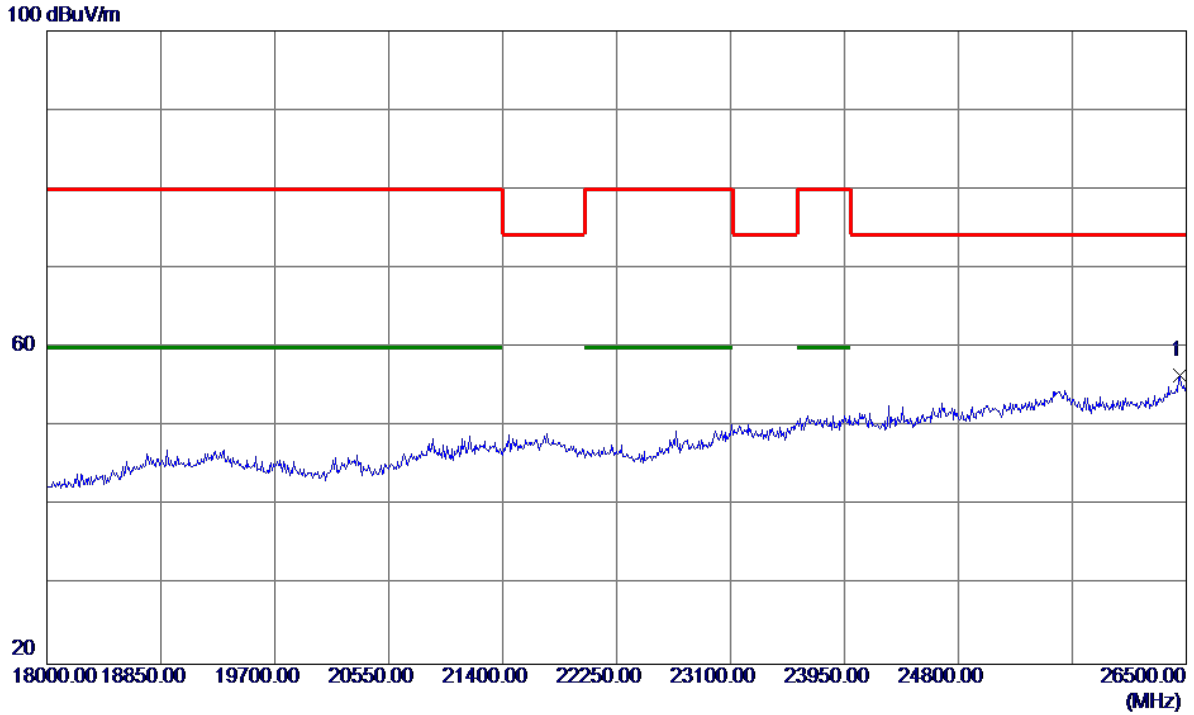
130 dBuV/m



No.	Freq. MHz	Reading Level dBuV/m	Correct Factor dB	Measure ment dBuV/m	Limit dBuV/m	Margin dB	Detector	Comment
1 *	17964.0000	26.33	29.04	55.37	80.00	-24.63	Peak	

Orthogonal Axis:	X
Test Mode:	UNII-3/TX N20 Mode 5825MHz

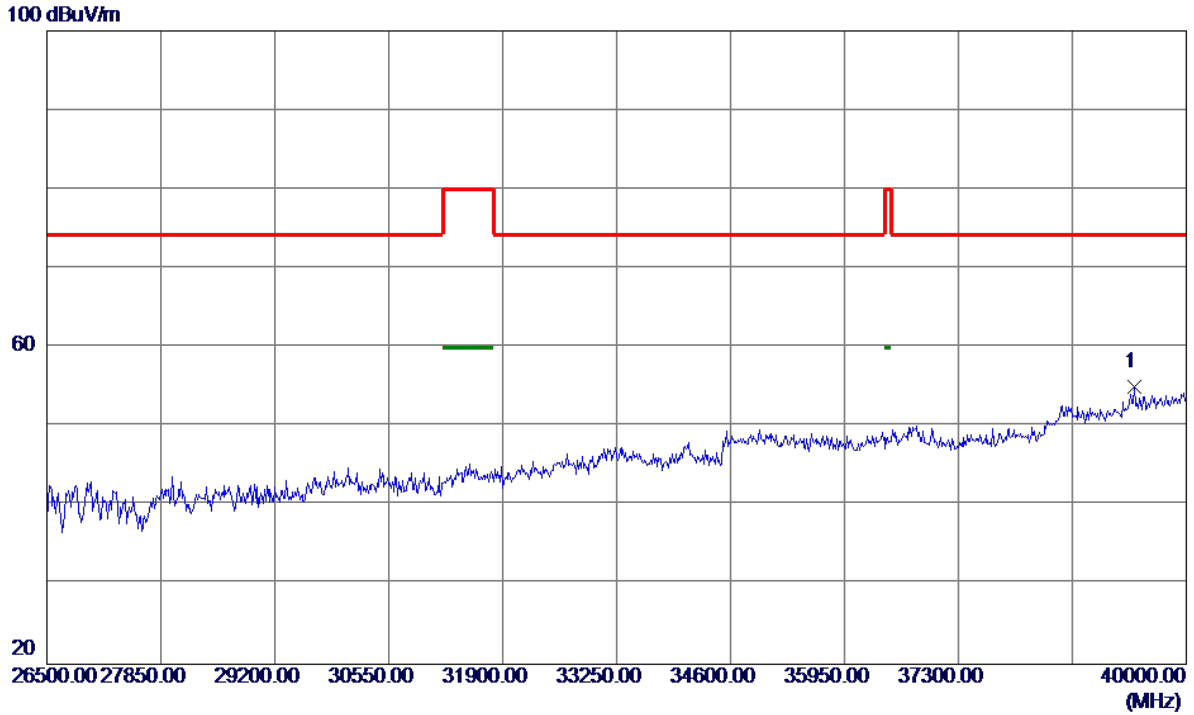
Horizontal



No.	Freq. MHz	Reading Level dBuV/m	Correct Factor dB	Measure ment dBuV/m	Limit dBuV/m	Margin dB	Detector	Comment
1 *	26449.0000	30.59	25.85	56.44	74.30	-17.86	Peak	

Orthogonal Axis:	X
Test Mode:	UNII-3/TX N20 Mode 5825MHz

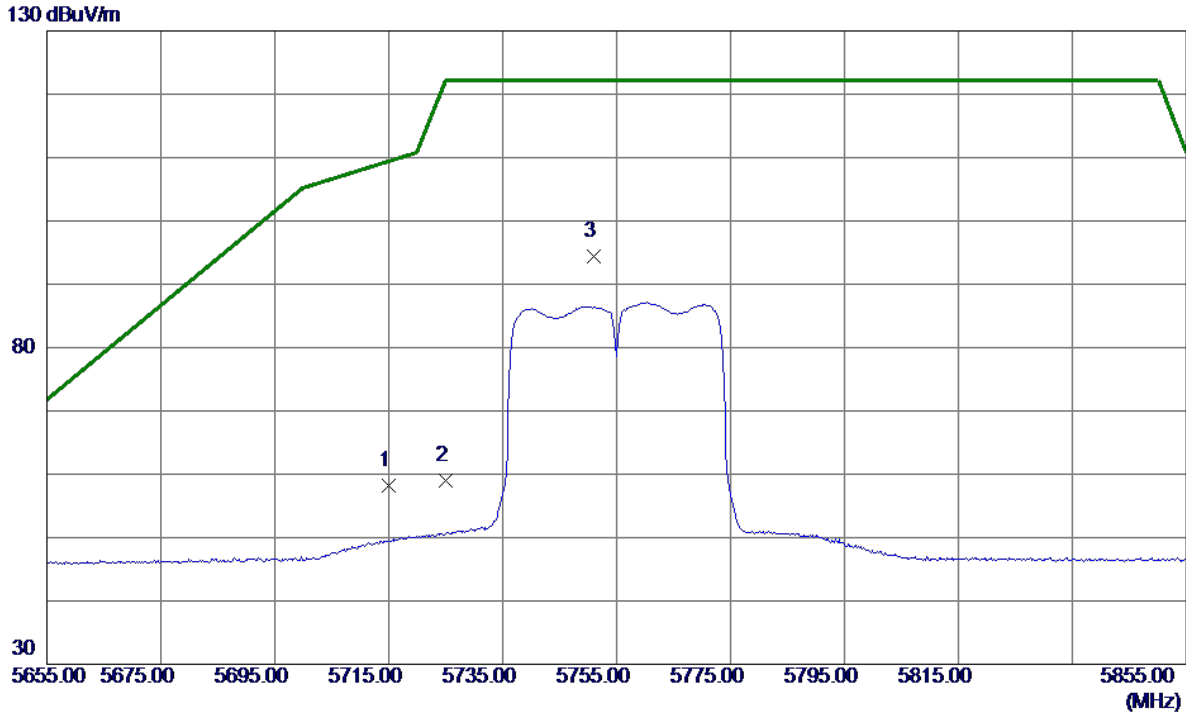
Horizontal



No.	Freq. MHz	Reading Level dBuV/m	Correct Factor dB	Measure ment dBuV/m	Limit dBuV/m	Margin dB	Detector	Comment
1 *	39379.0000	40.30	14.74	55.04	74.30	-19.26	Peak	

Orthogonal Axis:	X
Test Mode:	UNII-3/TX N40 Mode 5755MHz

Vertical

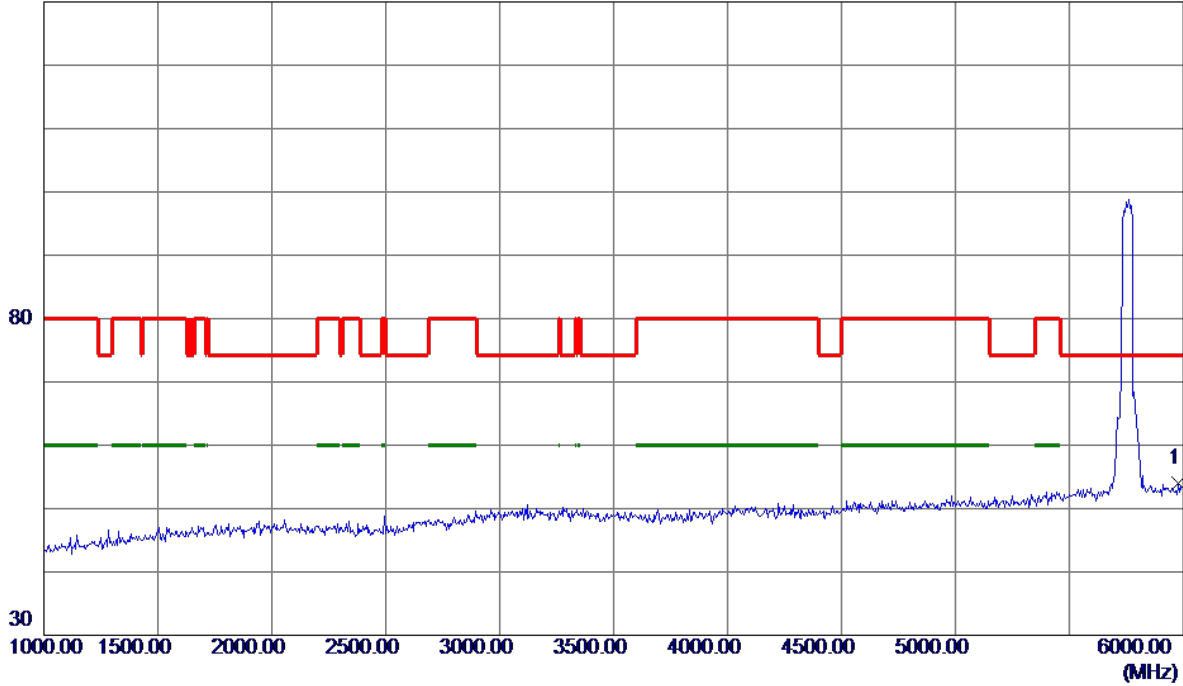


No.	Freq. MHz	Reading Level dBuV/m	Correct Factor dB	Measure ment dBuV/m	Limit dBuV/m	Margin dB	Detector	Comment
1	5715.0000	35.10	23.16	58.26	109.40	-51.14	Peak	
2	5725.0000	35.79	23.20	58.99	122.20	-63.21	Peak	
3 *	5751.0000	71.07	23.30	94.37	122.20	-27.83	Peak	

Orthogonal Axis:	X
Test Mode:	UNII-3/TX N40 Mode 5755MHz

Vertical

130 dBuV/m

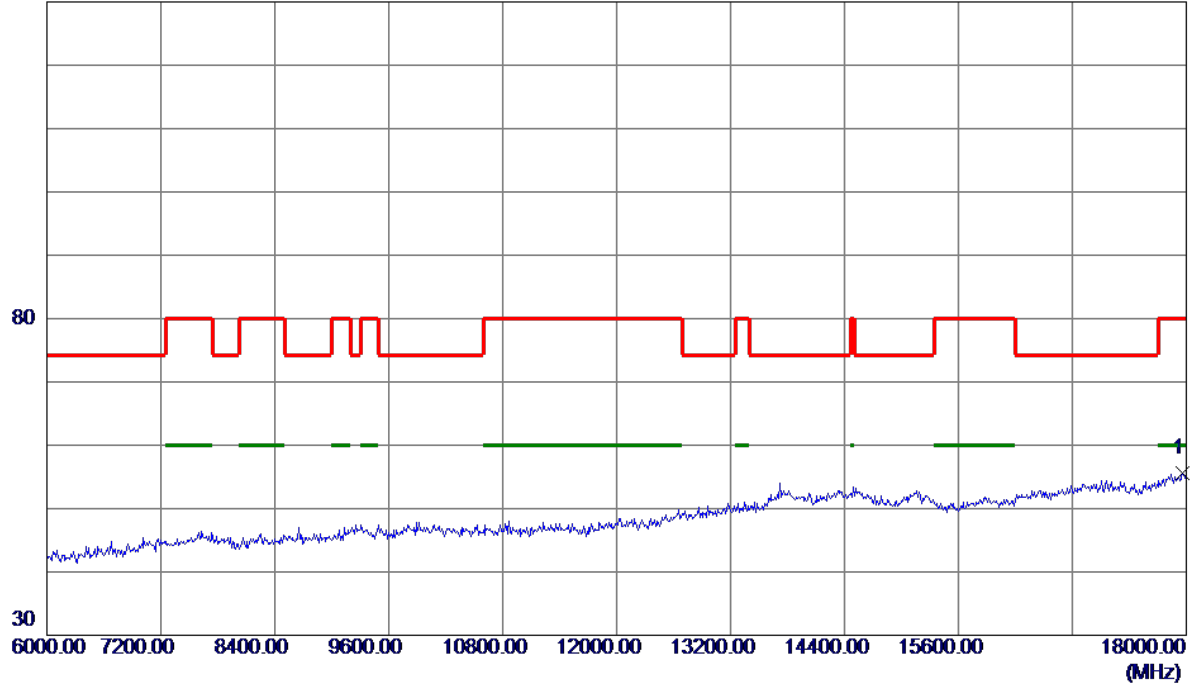


No.	Freq. MHz	Reading Level dBuV/m	Correct Factor dB	Measure ment dBuV/m	Limit dBuV/m	Margin dB	Detector	Comment
1 *	5980.0000	34.57	19.34	53.91	74.30	-20.39	Peak	

Orthogonal Axis:	X
Test Mode:	UNII-3/TX N40 Mode 5755MHz

Vertical

130 dBuV/m

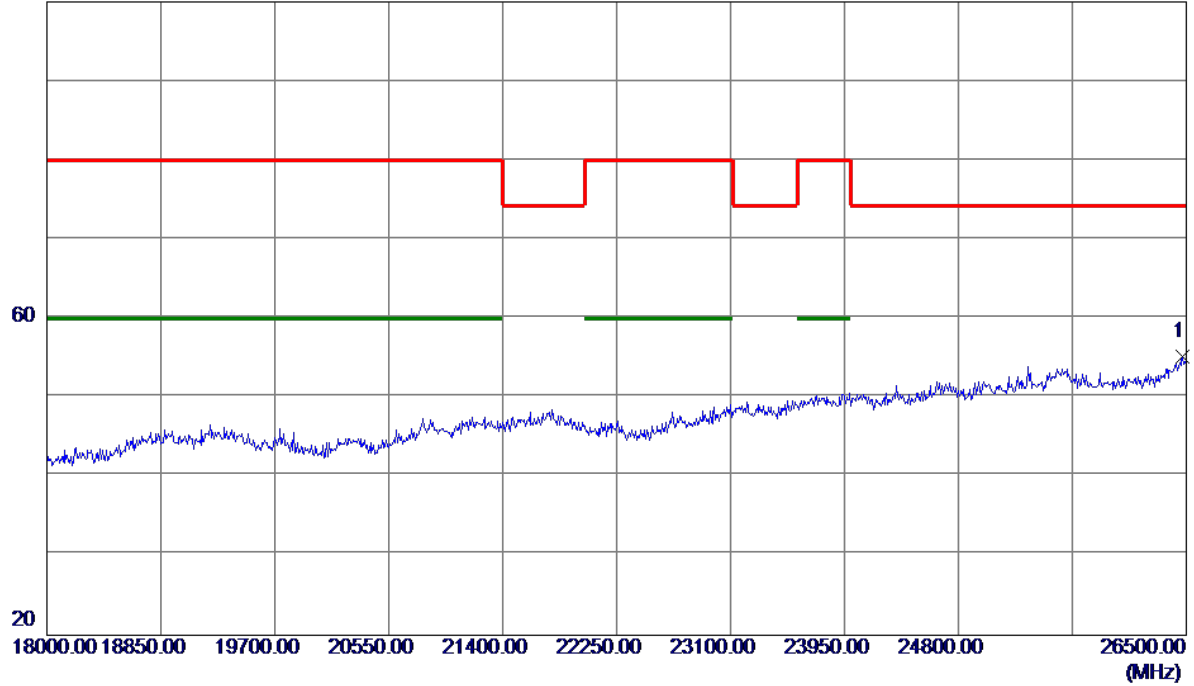


No.	Freq. MHz	Reading Level dBuV/m	Correct Factor dB	Measure ment dBuV/m	Limit dBuV/m	Margin dB	Detector	Comment
1 *	17964.0000	26.48	29.04	55.52	80.00	-24.48	Peak	

Orthogonal Axis:	X
Test Mode:	UNII-3/TX N40 Mode 5755MHz

Vertical

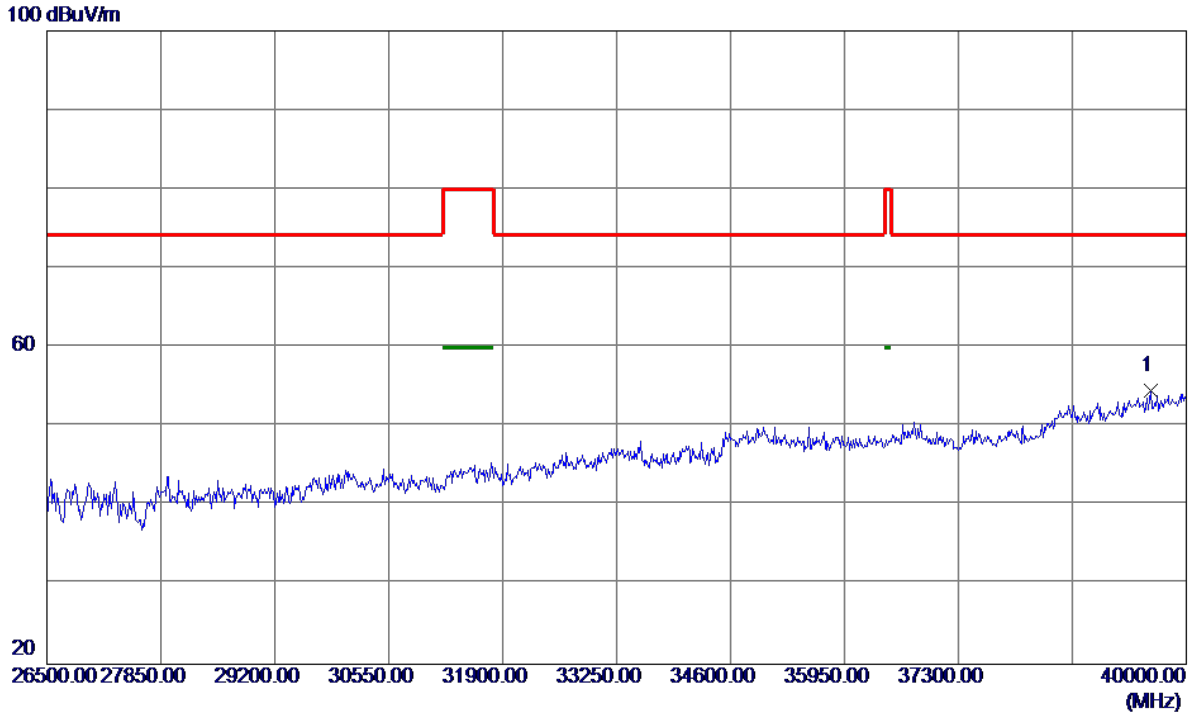
100 dBuV/m



No.	Freq. MHz	Reading Level dBuV/m	Correct Factor dB	Measure ment dBuV/m	Limit dBuV/m	Margin dB	Detector	Comment
1 *	26474.5000	29.25	25.99	55.24	74.30	-19.06	Peak	

Orthogonal Axis:	X
Test Mode:	UNII-3/TX N40 Mode 5755MHz

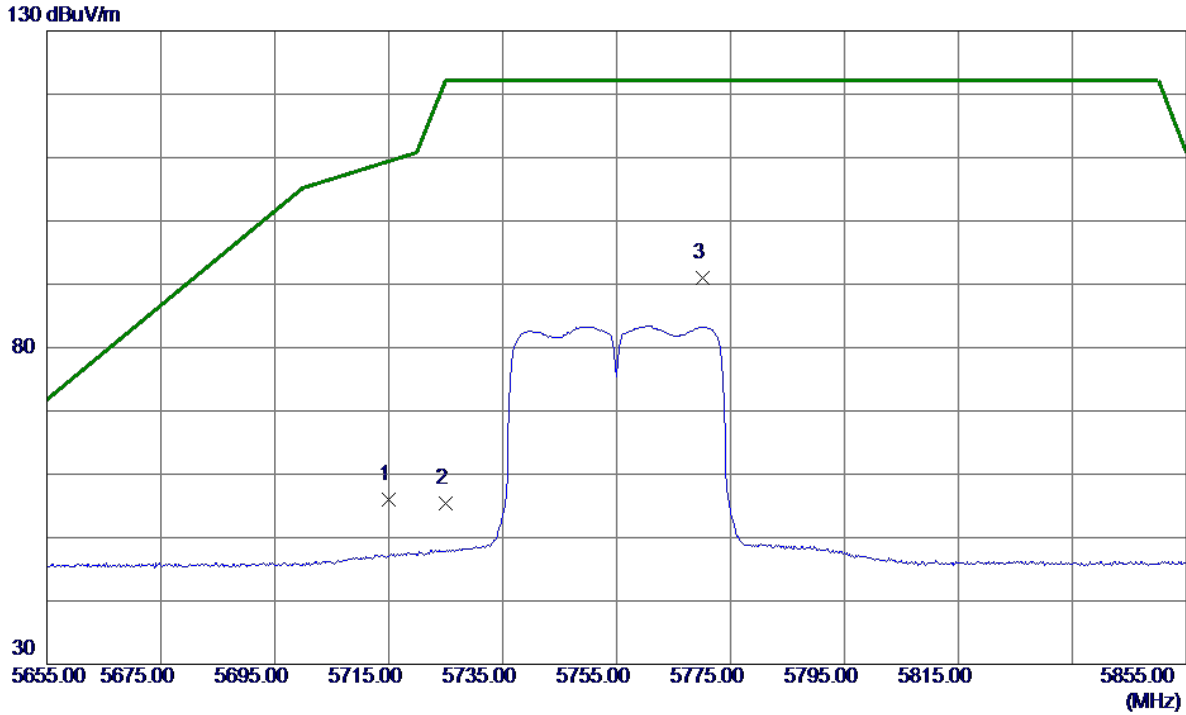
Vertical



No.	Freq. MHz	Reading Level dBuV/m	Correct Factor dB	Measure ment dBuV/m	Limit dBuV/m	Margin dB	Detector	Comment
1 *	39581.5000	39.28	15.21	54.49	74.30	-19.81	Peak	

Orthogonal Axis:	X
Test Mode:	UNII-3/TX N40 Mode 5755MHz

Horizontal

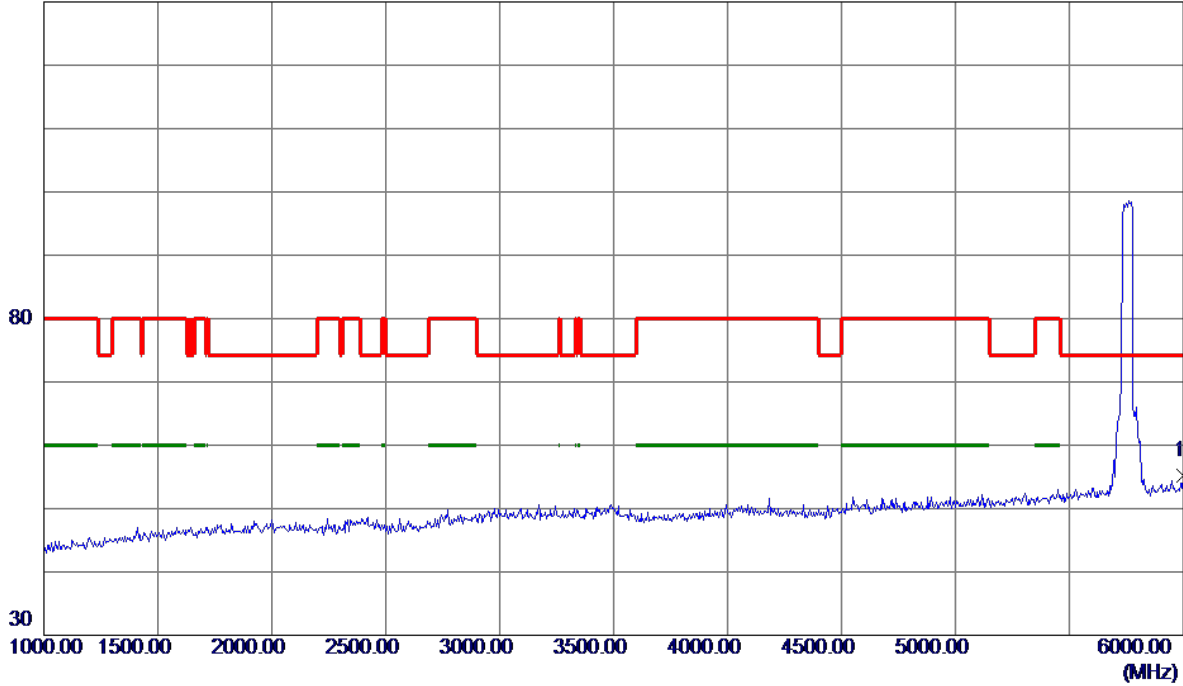


No.	Freq. MHz	Reading Level dBuV/m	Correct Factor dB	Measure ment dBuV/m	Limit dBuV/m	Margin dB	Detector	Comment
1	5715.0000	32.78	23.16	55.94	109.40	-53.46	Peak	
2	5725.0000	32.20	23.20	55.40	122.20	-66.80	Peak	
3 *	5770.2000	67.53	23.38	90.91	122.20	-31.29	Peak	

Orthogonal Axis:	X
Test Mode:	UNII-3/TX N40 Mode 5755MHz

Horizontal

130 dBuV/m

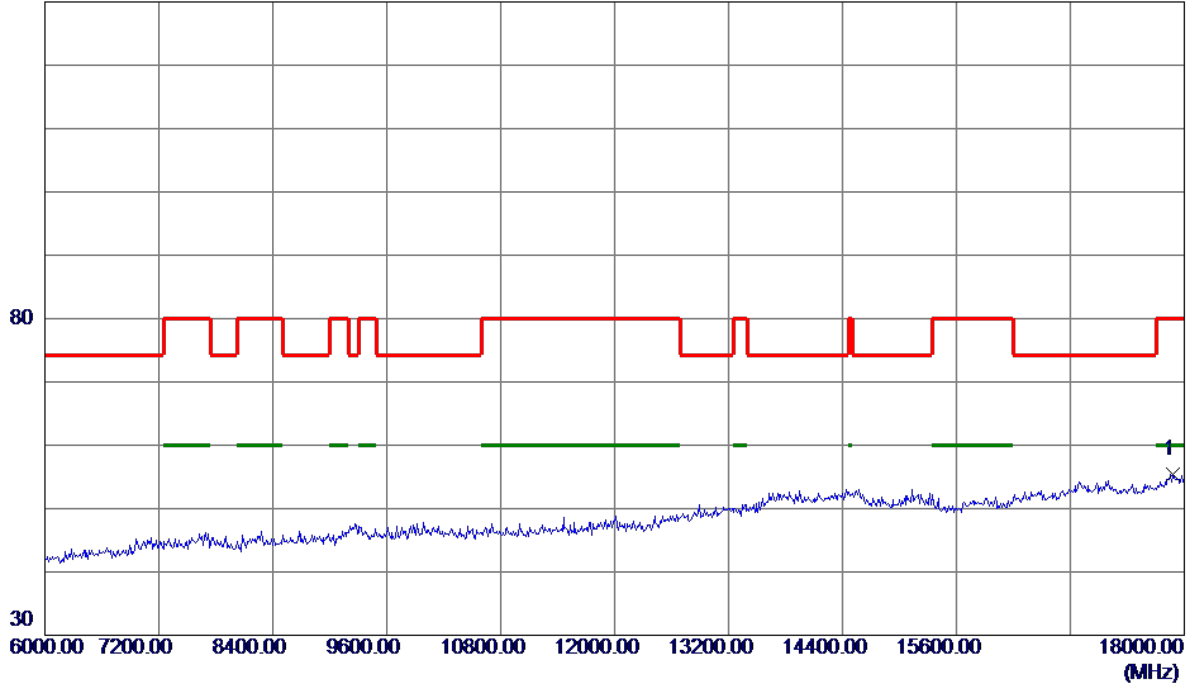


No.	Freq. MHz	Reading Level dBuV/m	Correct Factor dB	Measure ment dBuV/m	Limit dBuV/m	Margin dB	Detector	Comment
1 *	6000.0000	35.81	19.41	55.22	74.30	-19.08	Peak	

Orthogonal Axis:	X
Test Mode:	UNII-3/TX N40 Mode 5755MHz

Horizontal

130 dBuV/m

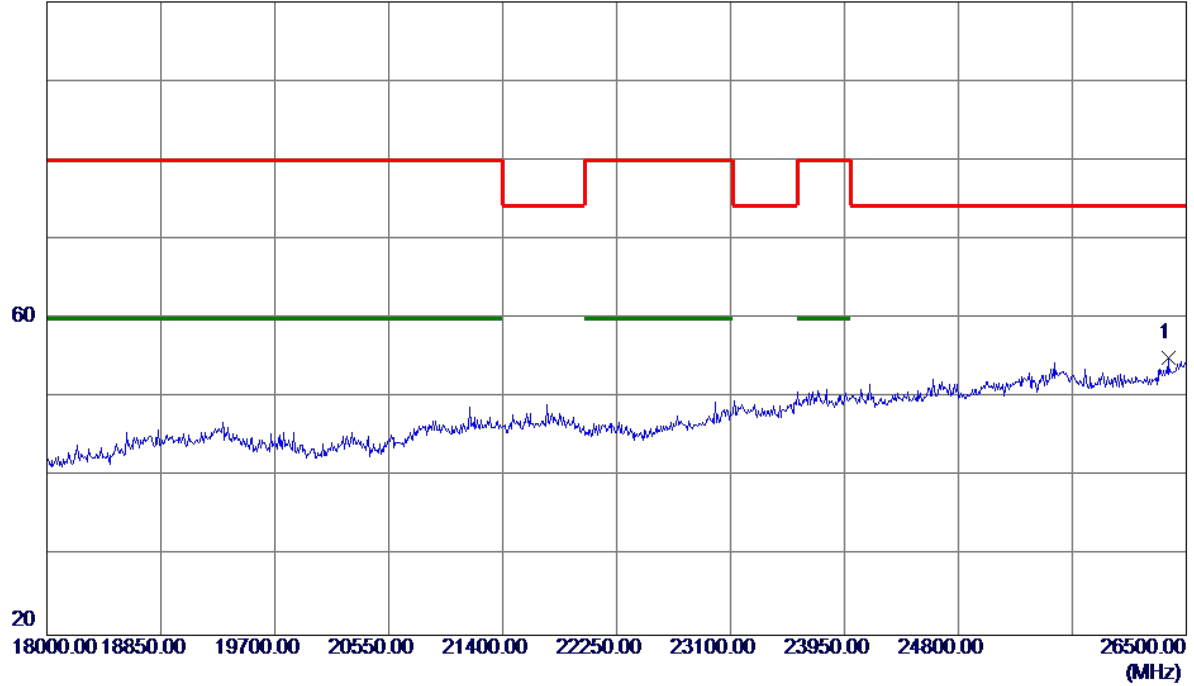


No.	Freq. MHz	Reading Level dBuV/m	Correct Factor dB	Measure ment dBuV/m	Limit dBuV/m	Margin dB	Detector	Comment
1 *	17880.0000	26.67	28.77	55.44	80.00	-24.56	Peak	

Orthogonal Axis:	X
Test Mode:	UNII-3/TX N40 Mode 5755MHz

Horizontal

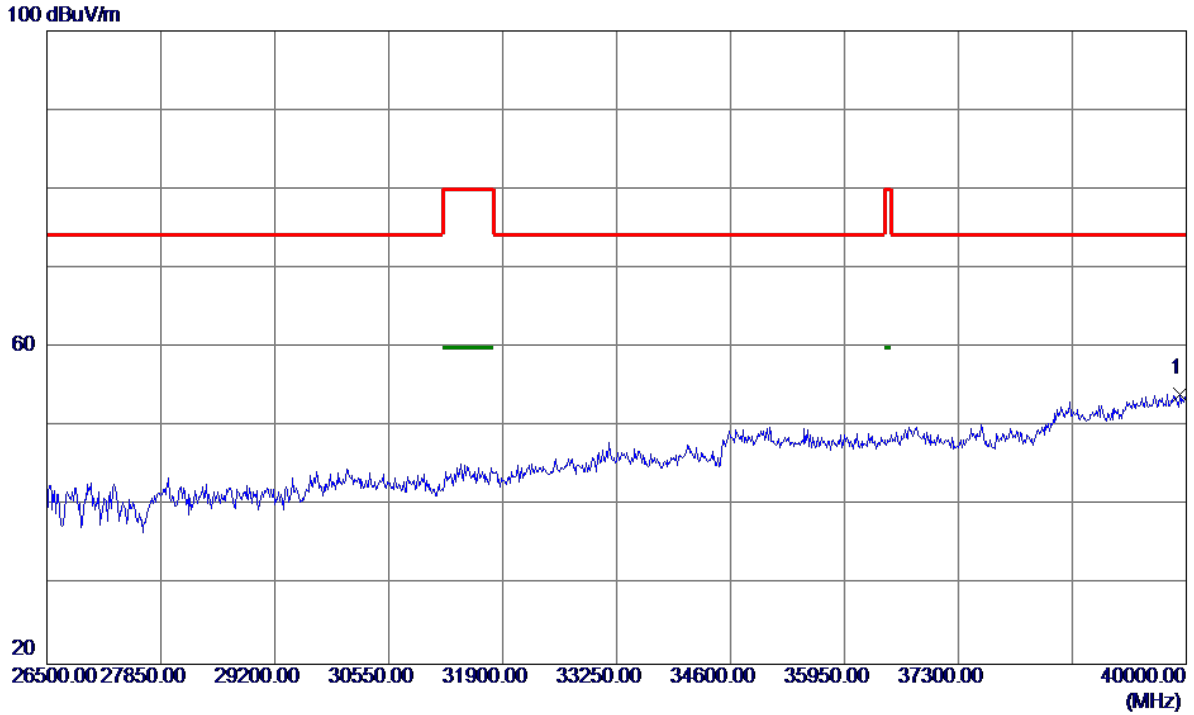
100 dBuV/m



No.	Freq. MHz	Reading Level dBuV/m	Correct Factor dB	Measure ment dBuV/m	Limit dBuV/m	Margin dB	Detector	Comment
1 *	26364.0000	29.67	25.40	55.07	74.30	-19.23	Peak	

Orthogonal Axis:	X
Test Mode:	UNII-3/TX N40 Mode 5755MHz

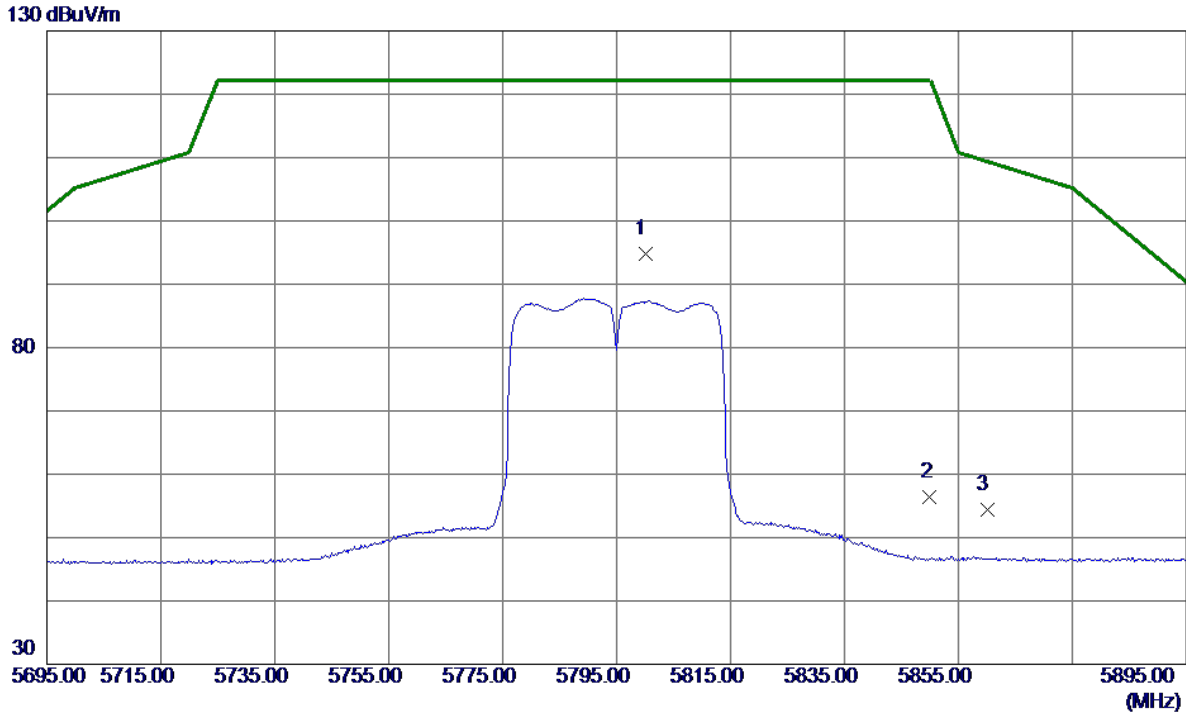
Horizontal



No.	Freq. MHz	Reading Level dBuV/m	Correct Factor dB	Measure ment dBuV/m	Limit dBuV/m	Margin dB	Detector	Comment
1 *	39919.0000	38.40	15.76	54.16	74.30	-20.14	Peak	

Orthogonal Axis:	X
Test Mode:	UNII-3/TX N40 Mode 5795MHz

Vertical

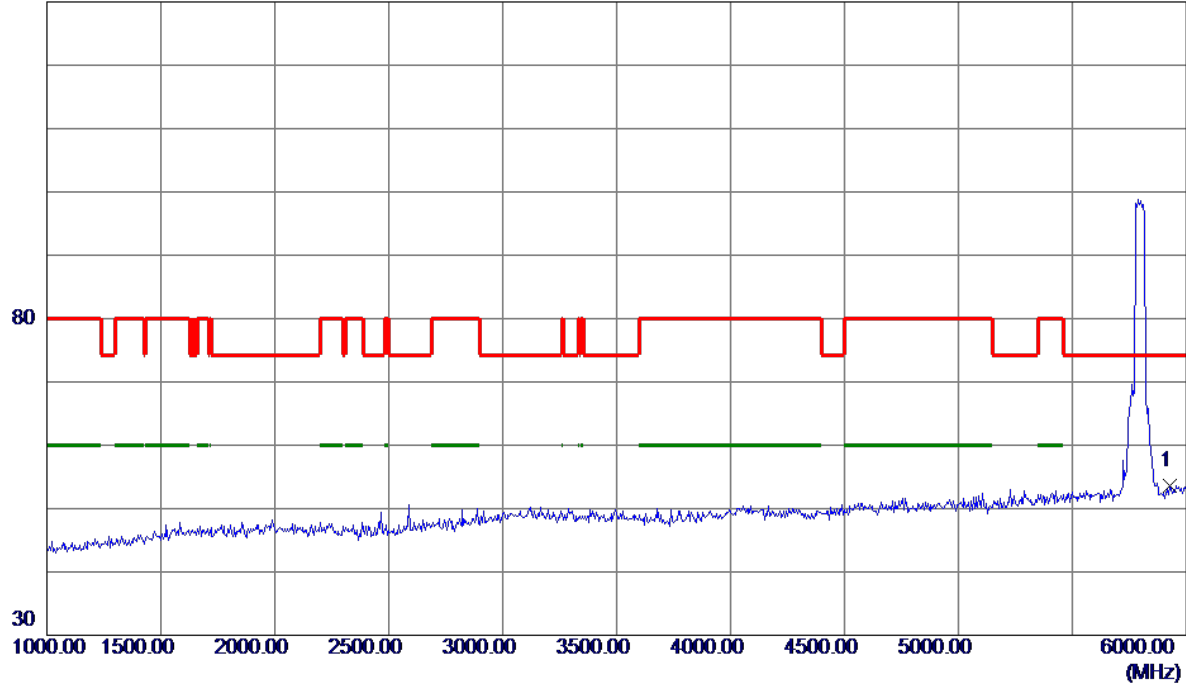


No.	Freq. MHz	Reading Level dBuV/m	Correct Factor dB	Measure ment dBuV/m	Limit dBuV/m	Margin dB	Detector	Comment
1 *	5800.0000	71.37	23.49	94.86	122.20	-27.34	Peak	
2	5850.0000	32.69	23.69	56.38	122.20	-65.82	Peak	
3	5860.0000	30.74	23.73	54.47	109.40	-54.93	Peak	

Orthogonal Axis:	X
Test Mode:	UNII-3/TX N40 Mode 5795MHz

Vertical

130 dBuV/m

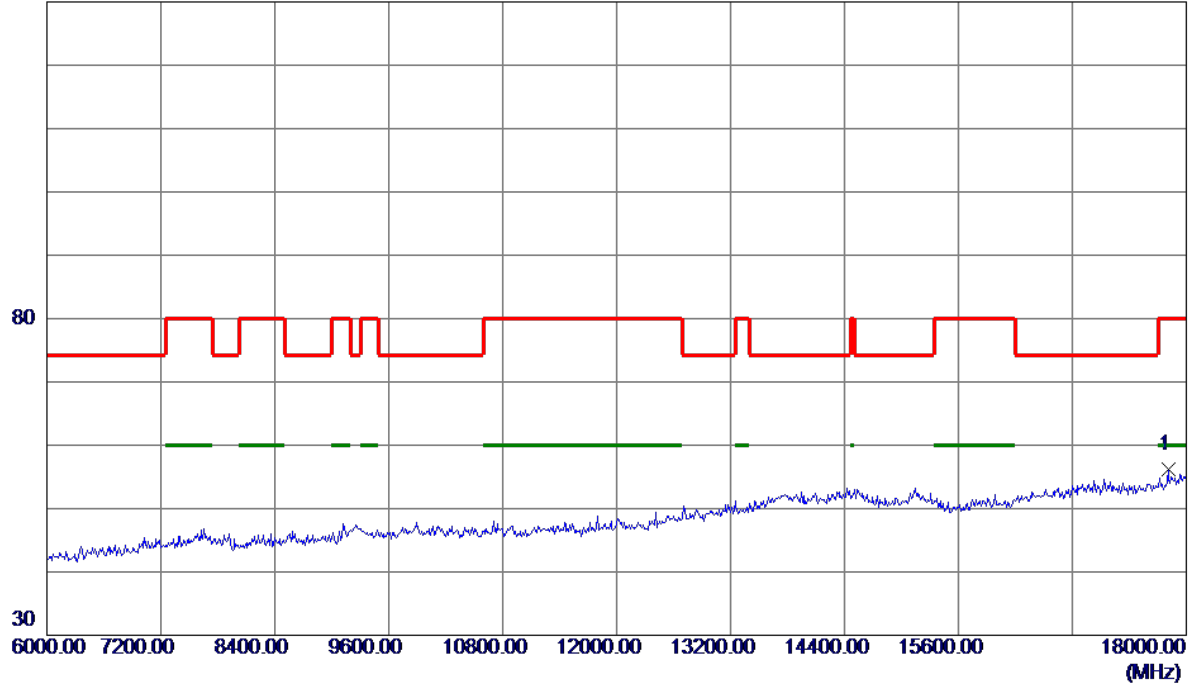


No.	Freq. MHz	Reading Level dBuV/m	Correct Factor dB	Measure ment dBuV/m	Limit dBuV/m	Margin dB	Detector	Comment
1 *	5930.0000	34.48	19.16	53.64	74.30	-20.66	Peak	

Orthogonal Axis:	X
Test Mode:	UNII-3/TX N40 Mode 5795MHz

Vertical

130 dBuV/m

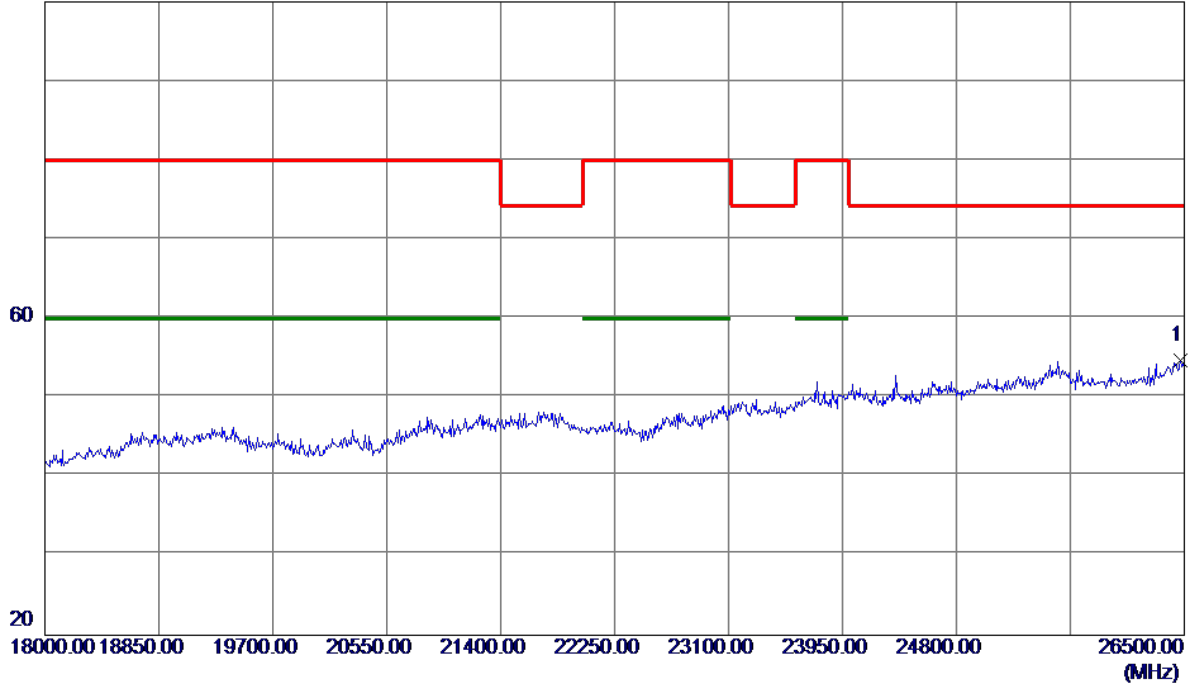


No.	Freq. MHz	Reading Level dBuV/m	Correct Factor dB	Measure ment dBuV/m	Limit dBuV/m	Margin dB	Detector	Comment
1 *	17808.0000	27.64	28.54	56.18	80.00	-23.82	Peak	

Orthogonal Axis:	X
Test Mode:	UNII-3/TX N40 Mode 5795MHz

Vertical

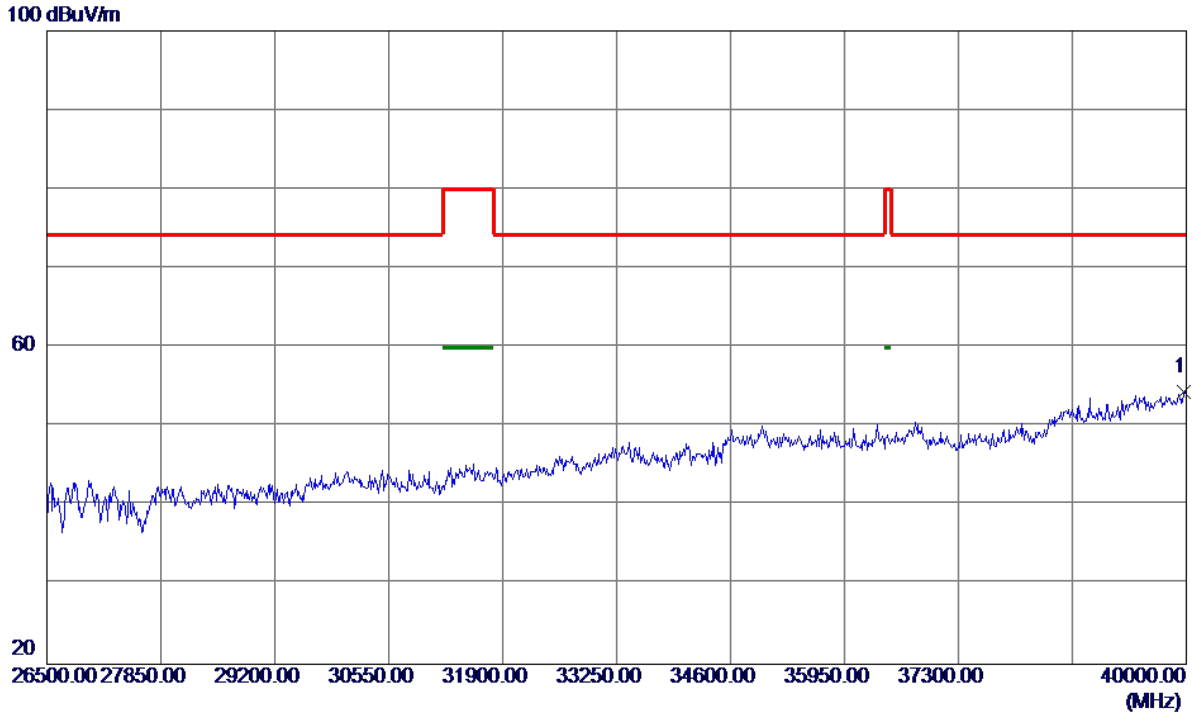
100 dBuV/m



No.	Freq. MHz	Reading Level dBuV/m	Correct Factor dB	Measure ment dBuV/m	Limit dBuV/m	Margin dB	Detector	Comment
1 *	26474.5000	28.74	25.99	54.73	74.30	-19.57	Peak	

Orthogonal Axis:	X
Test Mode:	UNII-3/TX N40 Mode 5795MHz

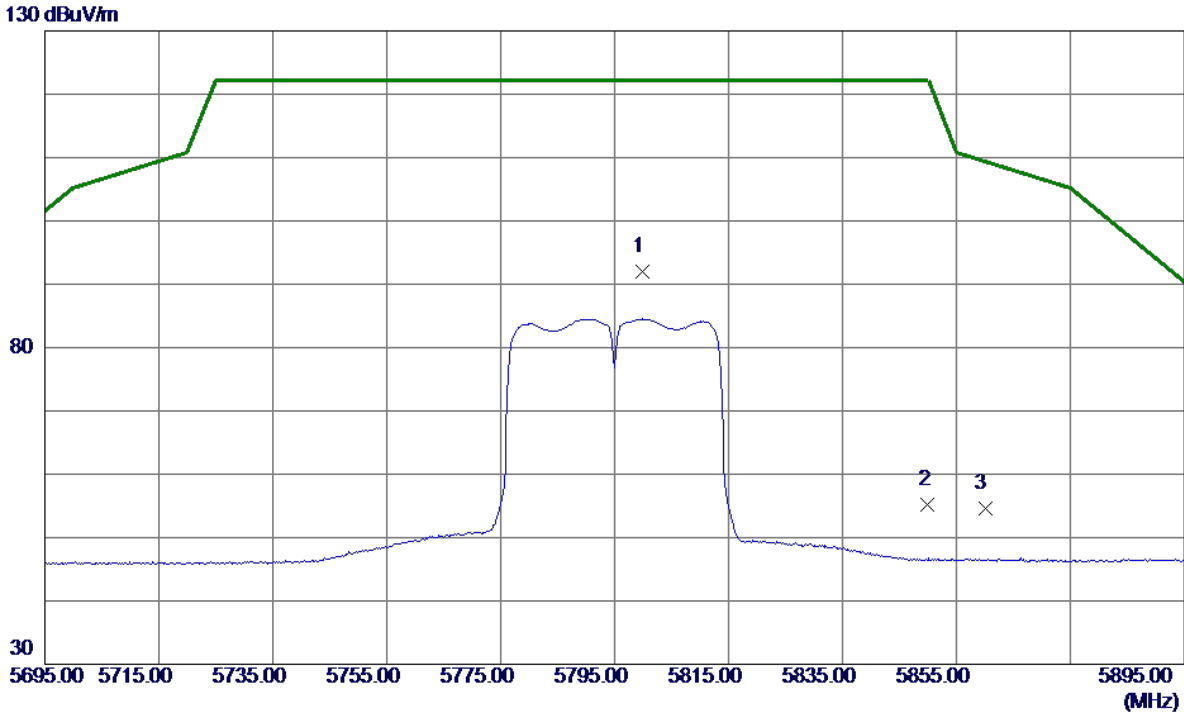
Vertical



No.	Freq. MHz	Reading Level dBuV/m	Correct Factor dB	Measure ment dBuV/m	Limit dBuV/m	Margin dB	Detector	Comment
1 *	39973.0000	38.53	15.85	54.38	74.30	-19.92	Peak	

Orthogonal Axis:	X
Test Mode:	UNII-3/TX N40 Mode 5795MHz

Horizontal

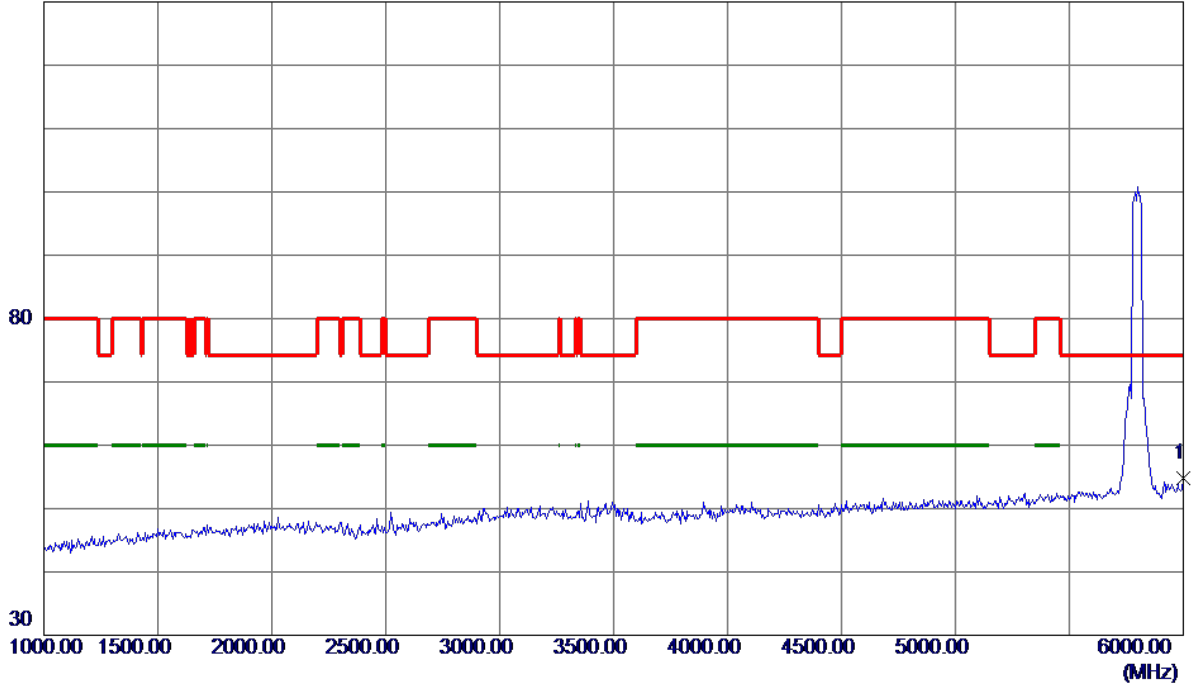


No.	Freq. MHz	Reading Level dBuV/m	Correct Factor dB	Measure ment dBuV/m	Limit dBuV/m	Margin dB	Detector	Comment
1 *	5799.8000	68.41	23.49	91.90	122.20	-30.30	Peak	
2	5850.0000	31.53	23.69	55.22	122.20	-66.98	Peak	
3	5860.0000	30.82	23.73	54.55	109.40	-54.85	Peak	

Orthogonal Axis:	X
Test Mode:	UNII-3/TX N40 Mode 5795MHz

Horizontal

130 dBuV/m

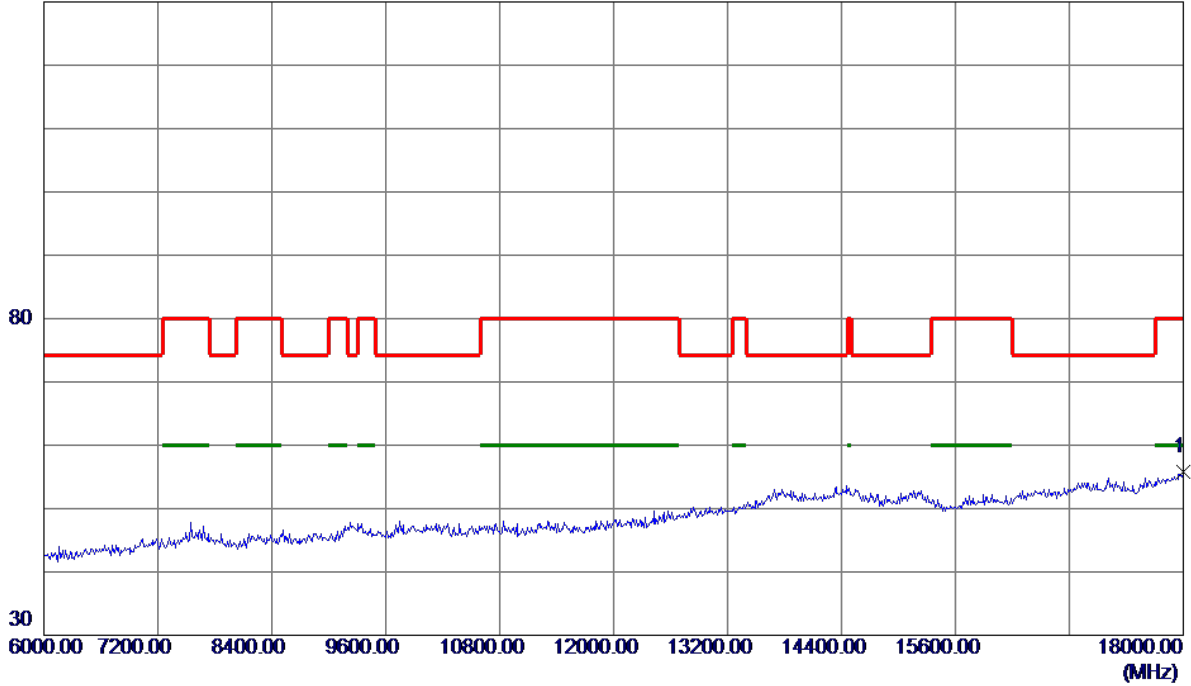


No.	Freq. MHz	Reading Level dBuV/m	Correct Factor dB	Measure ment dBuV/m	Limit dBuV/m	Margin dB	Detector	Comment
1 *	6000.0000	35.46	19.41	54.87	74.30	-19.43	Peak	

Orthogonal Axis:	X
Test Mode:	UNII-3/TX N40 Mode 5795MHz

Horizontal

130 dBuV/m

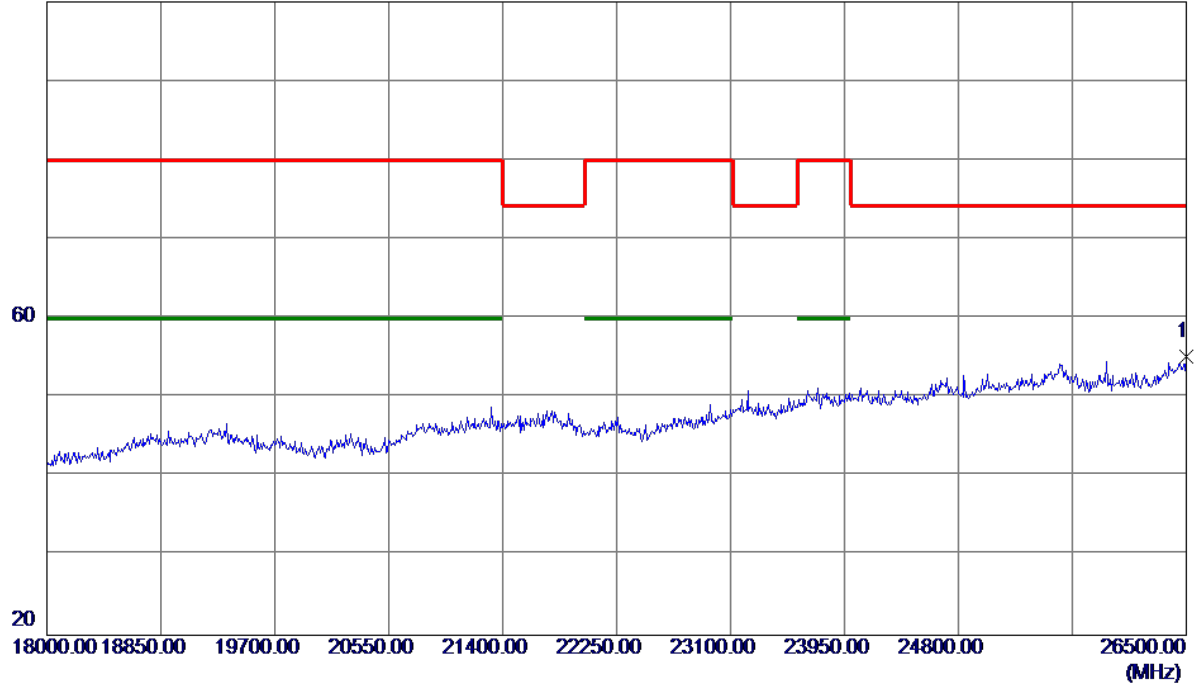


No.	Freq. MHz	Reading Level dBuV/m	Correct Factor dB	Measure ment dBuV/m	Limit dBuV/m	Margin dB	Detector	Comment
1 *	18000.0000	26.64	29.16	55.80	80.00	-24.20	Peak	

Orthogonal Axis:	X
Test Mode:	UNII-3/TX N40 Mode 5795MHz

Horizontal

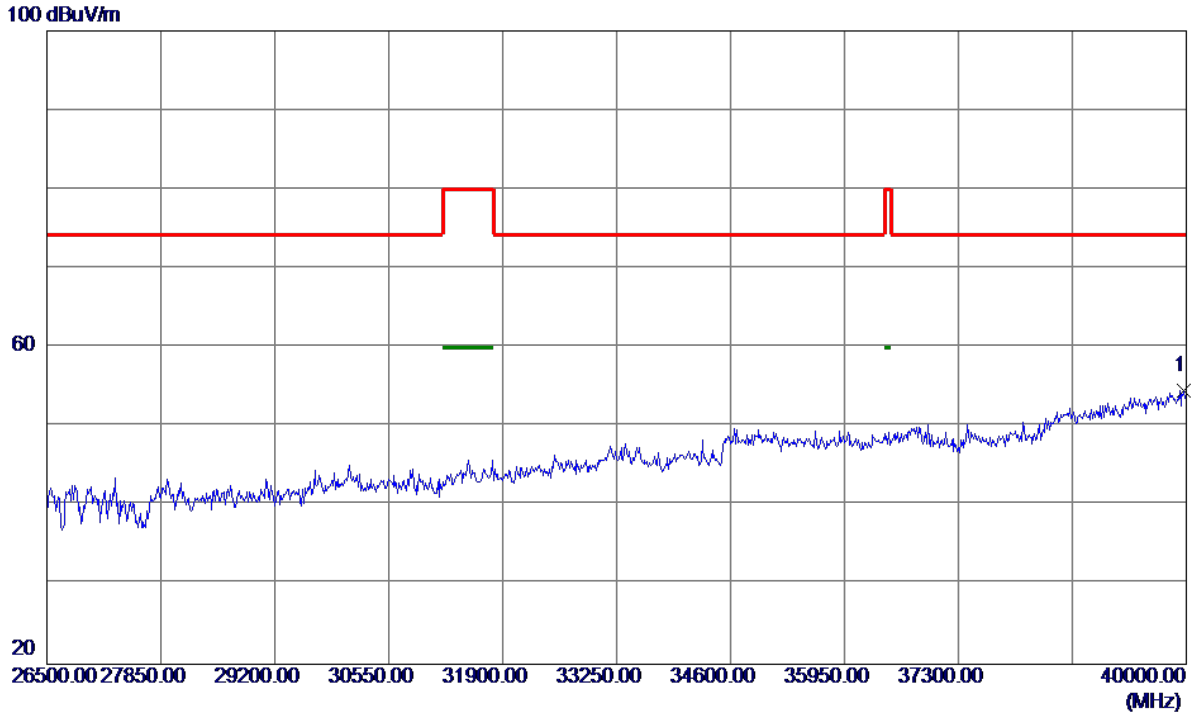
100 dBuV/m



No.	Freq. MHz	Reading Level dBuV/m	Correct Factor dB	Measure ment dBuV/m	Limit dBuV/m	Margin dB	Detector	Comment
1 *	26500.0000	29.07	26.12	55.19	74.30	-19.11	Peak	

Orthogonal Axis:	X
Test Mode:	UNII-3/TX N40 Mode 5795MHz

Horizontal

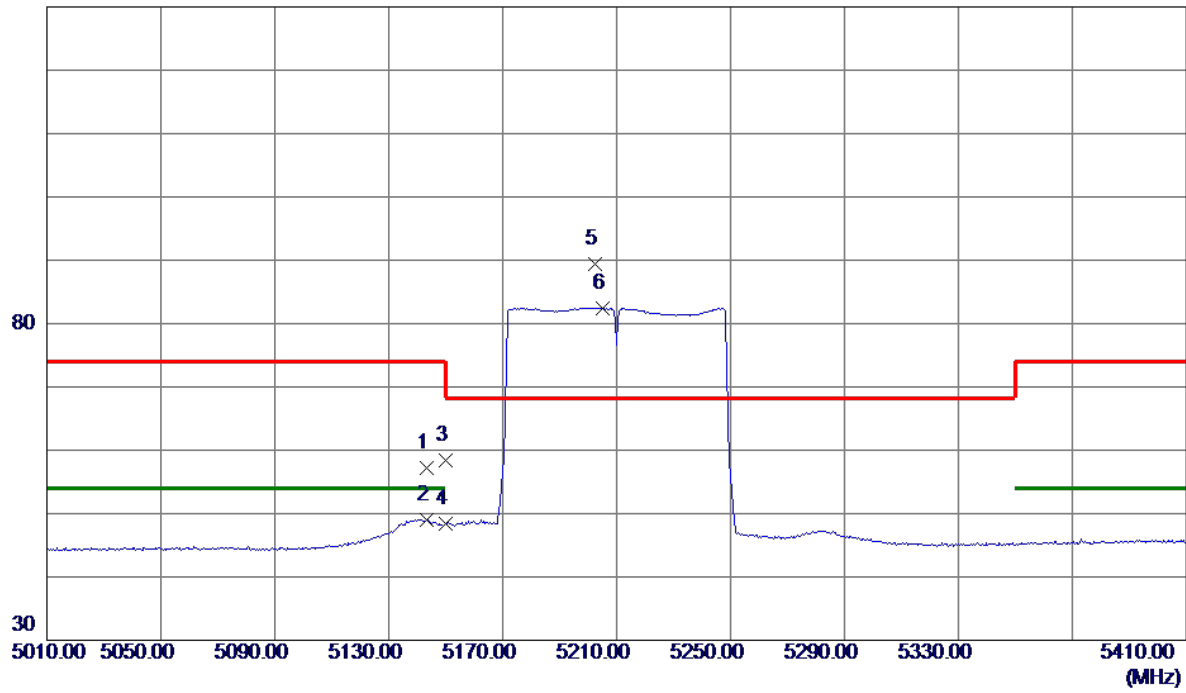


No.	Freq. MHz	Reading Level dBuV/m	Correct Factor dB	Measure ment dBuV/m	Limit dBuV/m	Margin dB	Detector	Comment
1 *	39973.0000	38.67	15.85	54.52	74.30	-19.78	Peak	

Orthogonal Axis:	X
Test Mode:	UNII-1/ TX AC80 Mode 5210MHz

Vertical

130 dBuV/m

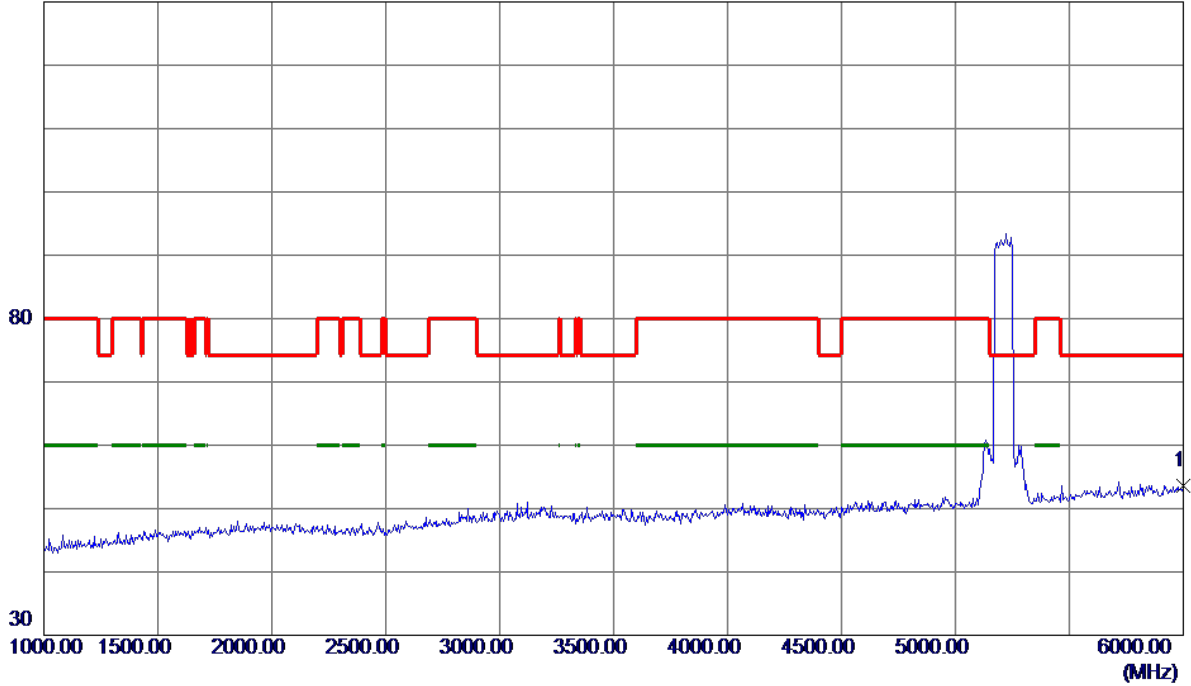


No.	Freq. MHz	Reading Level dBuV/m	Correct Factor dB	Measure ment dBuV/m	Limit dBuV/m	Margin dB	Detector	Comment
1	5143.2000	36.28	21.01	57.29	74.00	-16.71	Peak	
2	5143.2000	28.06	21.01	49.07	54.00	-4.93	AVG	
3	5150.0000	37.44	21.03	58.47	74.00	-15.53	Peak	
4	5150.0000	27.40	21.03	48.43	54.00	-5.57	AVG	
5 *	5202.4000	68.16	21.22	89.38	68.30	21.08	Peak	No Limit
6	5205.2000	61.26	21.23	82.49	999.00	-916.51	AVG	No Limit

Orthogonal Axis:	X
Test Mode:	UNII-1/ TX AC80 Mode 5210MHz

Vertical

130 dBuV/m

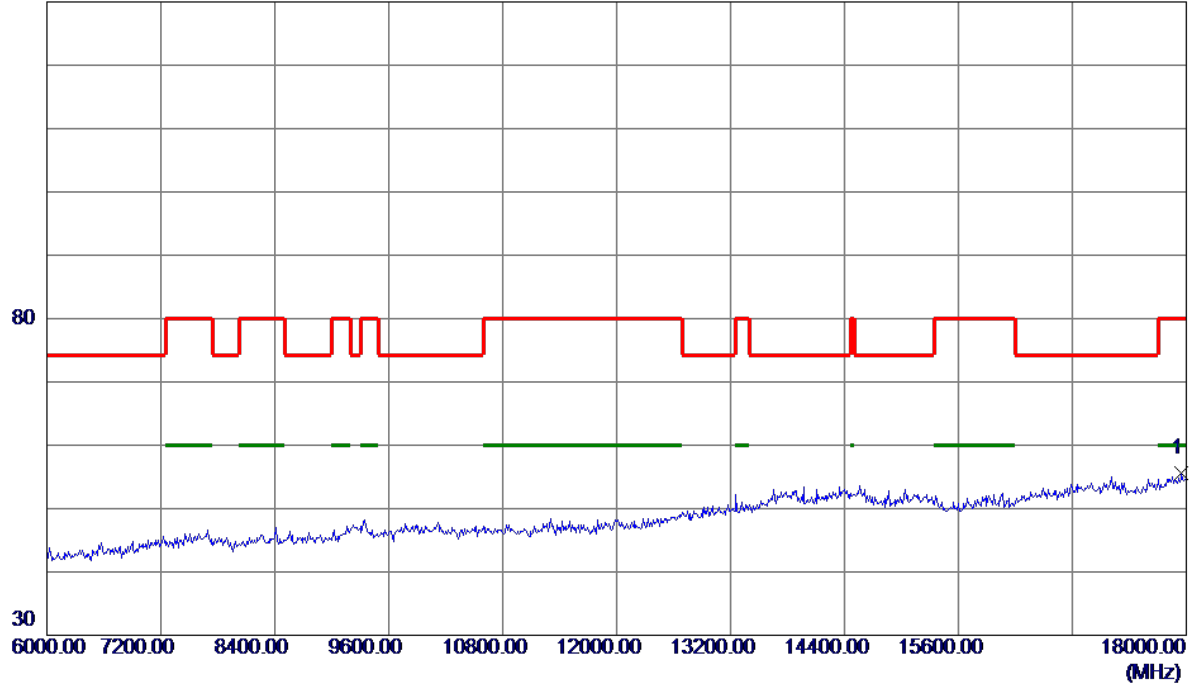


No.	Freq. MHz	Reading Level dBuV/m	Correct Factor dB	Measure ment dBuV/m	Limit dBuV/m	Margin dB	Detector	Comment
1 *	6000.0000	34.25	19.41	53.66	74.30	-20.64	Peak	

Orthogonal Axis:	X
Test Mode:	UNII-1/ TX AC80 Mode 5210MHz

Vertical

130 dBuV/m

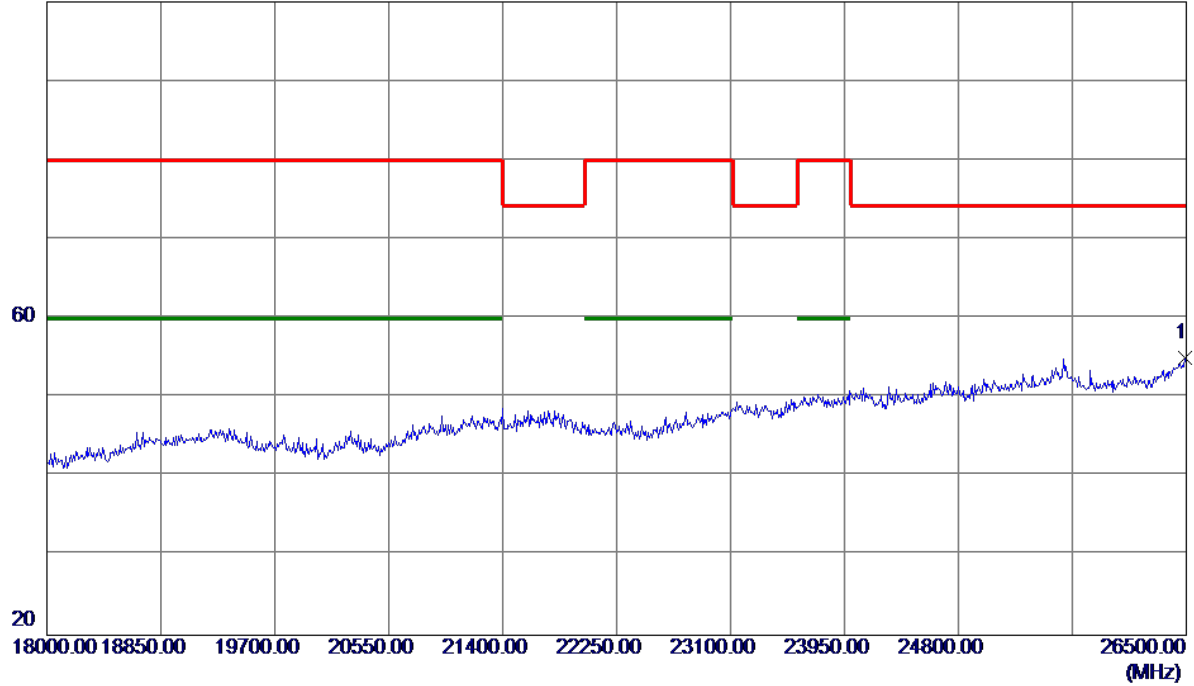


No.	Freq. MHz	Reading Level dBuV/m	Correct Factor dB	Measure ment dBuV/m	Limit dBuV/m	Margin dB	Detector	Comment
1 *	17952.0000	26.57	29.01	55.58	80.00	-24.42	Peak	

Orthogonal Axis:	X
Test Mode:	UNII-1/ TX AC80 Mode 5210MHz

Vertical

100 dBuV/m



No.	Freq. MHz	Reading Level dBuV/m	Correct Factor dB	Measure ment dBuV/m	Limit dBuV/m	Margin dB	Detector	Comment
1 *	26491.5000	28.97	26.07	55.04	74.30	-19.26	Peak	