

FCC Radio Test Report

FCC ID: YBN-AIVIL42P0

This report concerns (check one): Original Grant Class I Change Class II Change

Project No. : 1807C078
Equipment : Car Radio with navigation, BT and WLAN
Test Model : AIVIL42P0
Series Model : N/A
Applicant : Bosch Car Multimedia GmbH
Address : Robert-Bosch-Straße 200; 31139 Hildesheim

Date of Receipt : Jul. 11, 2018
Date of Test : Jul. 11, 2018 ~ Jul. 17, 2018
Issued Date : Jul. 25, 2018
Tested by : BTL Inc.

Testing Engineer : Chay Cai
(Chay Cai)

Technical Manager : David Mao
(David Mao)

Authorized Signatory : Steven Lu
(Steven Lu)

B T L I N C .

No.3, Jinshagang 1st Road, Shixia, Dalang Town, Dongguan,
Guangdong, China.

TEL: +86-769-8318-3000 FAX: +86-769-8319-6000



Declaration

BTL represents to the client that testing is done in accordance with standard procedures as applicable and that test instruments used has been calibrated with standards traceable to international standard(s) and/or national standard(s).

BTL's reports apply only to the specific samples tested under conditions. It is manufacture's responsibility to ensure that additional production units of this model are manufactured with the identical electrical and mechanical components. **BTL** shall have no liability for any declarations, inferences or generalizations drawn by the client or others from **BTL** issued reports.

The report must not be used by the client to claim product certification, approval, or endorsement by NVLAP, NIST, or any agency of the U.S. Government.

This report is the confidential property of the client. As a mutual protection to the clients, the public and ourselves, the test report shall not be reproduced, except in full, without our written approval.

BTL's laboratory quality assurance procedures are in compliance with the **ISO Guide 17025** requirements, and accredited by the conformity assessment authorities listed in this test report.

BTL is not responsible for the sampling stage, so the results only apply to the sample as received.

The information, data and test plan are provided by manufacturer, so it is manufacturer's responsibility to ensure that the apparatus meets the essential requirements in all the possible configurations as representative of its intended use.

Limitation

For the use of the authority's logo is limited unless the Test Standard(s)/Scope(s)/Item(s) mentioned in this test report is (are) included in the conformity assessment authorities acceptance respective.

Table of Contents

Page

| | |
|--|-----------|
| 1 . CERTIFICATION | 6 |
| 2 . SUMMARY OF TEST RESULTS | 7 |
| 2.1 TEST FACILITY | 8 |
| 2.2 MEASUREMENT UNCERTAINTY | 8 |
| 3 . GENERAL INFORMATION | 9 |
| 3.1 GENERAL DESCRIPTION OF EUT | 9 |
| 3.2 DESCRIPTION OF TEST MODES | 12 |
| 3.3 TABLE OF PARAMETERS OF TEST SOFTWARE SETTING | 14 |
| 3.4 BLOCK DIAGRAM SHOWING THE CONFIGURATION OF SYSTEM TESTED | 16 |
| 3.5 DESCRIPTION OF SUPPORT UNITS | 16 |
| 4 . EMC EMISSION TEST | 17 |
| 4.1 RADIATED EMISSION MEASUREMENT | 17 |
| 4.1.1 RADIATED EMISSION LIMITS | 17 |
| 4.1.2 TEST PROCEDURE | 18 |
| 4.1.3 DEVIATION FROM TEST STANDARD | 18 |
| 4.1.4 TEST SETUP | 18 |
| 4.1.5 EUT OPERATING CONDITIONS | 20 |
| 4.1.6 EUT TEST CONDITIONS | 20 |
| 4.1.7 TEST RESULTS (9K TO 30MHz) | 21 |
| 4.1.8 TEST RESULTS (BETWEEN 30 TO 1000 MHz) | 21 |
| 4.1.9 TEST RESULTS (ABOVE 1000 MHz) | 21 |
| 5 . 26dB SPECTRUM BANDWIDTH | 22 |
| 5.1 APPLIED PROCEDURES / LIMIT | 22 |
| 5.1.1 TEST PROCEDURE | 22 |
| 5.1.2 DEVIATION FROM STANDARD | 22 |
| 5.1.3 TEST SETUP | 22 |
| 5.1.4 EUT OPERATION CONDITIONS | 23 |
| 5.1.5 EUT TEST CONDITIONS | 23 |
| 5.1.6 TEST RESULTS | 23 |
| 6 . MAXIMUM AVERAGE OUTPUT POWER | 24 |
| 6.1 APPLIED PROCEDURES / LIMIT | 24 |
| 6.1.1 TEST PROCEDURE | 24 |
| 6.1.2 DEVIATION FROM STANDARD | 24 |
| 6.1.3 TEST SETUP | 24 |
| 6.1.4 EUT OPERATION CONDITIONS | 24 |
| 6.1.5 EUT TEST CONDITIONS | 24 |
| 6.1.6 TEST RESULTS | 24 |

| Table of Contents | Page |
|--|-------------|
| 7 . POWER SPECTRAL DENSITY TEST | 25 |
| 7.1 APPLIED PROCEDURES / LIMIT | 25 |
| 8.1.1 TEST PROCEDURE | 25 |
| 7.1.1 DEVIATION FROM STANDARD | 26 |
| 7.1.2 TEST SETUP | 26 |
| 7.1.3 EUT OPERATION CONDITIONS | 26 |
| 7.1.4 EUT TEST CONDITIONS | 26 |
| 7.1.5 TEST RESULTS | 26 |
| 8 . FREQUENCY STABILITY MEASUREMENT | 27 |
| 8.1 APPLIED PROCEDURES / LIMIT | 27 |
| 8.1.1 TEST PROCEDURE | 27 |
| 8.1.2 DEVIATION FROM STANDARD | 27 |
| 8.1.3 TEST SETUP | 28 |
| 8.1.4 EUT OPERATION CONDITIONS | 28 |
| 8.1.5 EUT TEST CONDITIONS | 28 |
| 8.1.6 TEST RESULTS | 28 |
| 9 . MEASUREMENT INSTRUMENTS LIST | 29 |
| 10 . EUT TEST PHOTOS | 31 |
| APPENDIX A - RADIATED EMISSION (9KHZ TO 30MHZ) | 36 |
| APPENDIX B - RADIATED EMISSION (30MHZ TO 1000MHZ) | 41 |
| APPENDIX C - RADIATED EMISSION (ABOVE 1000MHZ) | 66 |
| APPENDIX D - BANDWIDTH | 443 |
| APPENDIX E - MAXIMUM AVG OUTPUT POWER | 473 |
| APPENDIX F - POWER SPECTRAL DENSITY | 490 |
| APPENDIX G - FREQUENCY STABILITY | 520 |

REPORT ISSUED HISTORY

| Issued No. | Description | Issued Date |
|---------------------|-----------------|---------------|
| BTL-FCCP-3-1807C078 | Original Issue. | Jul. 25, 2018 |

1. CERTIFICATION

Equipment : Car Radio with navigation, BT and WLAN
Brand Name : Bosch
Test Model : AIVIL42P0
Series Model : N/A
Applicant : Bosch Car Multimedia GmbH
Manufacturer : #1 Bosch Car Multimedia GmbH
 #2 Bosch Car Multimedia Portugal, S.A.
Address : #1 Robert-Bosch-Straße 200; 31139 Hildesheim
 #2 Rua Max Grundig, 35-Lomar, 4705-820 Braga
Factory : Robert Bosch (Malaysia)
Address : Free Trade Zone 11900, Bayan Lepas, Penang
Date of Test : Jul. 11, 2018 ~ Jul. 17, 2018
Test Sample : Engineering Sample No.: D180705792 for conducted, D180705794 for radiated
Standard(s) : FCC Part15, Subpart E(15.407) / ANSI C63.10-2013

The above equipment has been tested and found compliance with the requirement of the relative standards by BTL Inc.

The test data, data evaluation, and equipment configuration contained in our test report (Ref No. BTL-FCCP-3-1807C078) were obtained utilizing the test procedures, test instruments, test sites that has been accredited by the Authority of NVLAP according to the ISO-17025 quality assessment standard and technical standard(s).

Test results included in this report is only for the RLAN UNII-1, UNII-2A, UNII-2C, UNII-3 part.

2. SUMMARY OF TEST RESULTS

Test procedures according to the technical standard(s):

| FCC Part15, Subpart E(15.407) | | | |
|-------------------------------|------------------------------|----------|--------|
| Standard(s) Section | Test Item | Judgment | Remark |
| 15.407(a) | 26dB Spectrum Bandwidth | PASS | |
| 15.407(a) | Maximum Average Output Power | PASS | |
| 15.407(a) | Power Spectral Density | PASS | |
| 15.407(a) | Radiated Emissions | PASS | |
| 15.407(b) | Band Edge Emissions | PASS | |
| 15.407(g) | Frequency Stability | PASS | |
| 15.203 | Antenna Requirements | PASS | |

NOTE:

(1) "N/A" denotes test is not applicable in this test report.

2.1 TEST FACILITY

The test facilities used to collect the test data in this report is at the location of No.3,Jinshagang 1st Road, Shixia, Dalang Town, Dongguan, Guangdong, China.

BTL's test firm number for FCC: 854385

BTL's designation number for FCC: CN5020

2.2 MEASUREMENT UNCERTAINTY

The measurement uncertainty figures shall be calculated according the methods described in the ETSI TR 100 028 and shall correspond to an expansion factor (coverage factor) $k=1.96$ or $k=2$ (which provide confidence levels of respectively 90% and 95.45% in the case where the distributions characterizing the actual measurement uncertainties are normal (Gaussian)). Measurement Uncertainty for a Level of Confidence of 95 %, $U=2xUc(y)$.

The BTL measurement uncertainty as below table:

A. Radiated Measurement:

| Test Site | Method | Measurement Frequency Range | Ant. H / V | U, (dB) |
|-------------|--------|-----------------------------|------------|---------|
| DG-CB03 | CISPR | 9kHz~30MHz | V | 3.79 |
| | | 9kHz~30MHz | H | 3.57 |
| | | 30MHz ~ 200MHz | V | 3.82 |
| | | 30MHz ~ 200MHz | H | 3.60 |
| | | 200MHz ~ 1,000MHz | V | 3.86 |
| | | 200MHz ~ 1,000MHz | H | 3.94 |
| | | 1GHz~18GHz | V | 3.12 |
| | | 1GHz~18GHz | H | 3.68 |
| | | 18GHz~40GHz | V | 4.15 |
| 18GHz~40GHz | H | 4.14 | | |

Note: Unless specifically mentioned, the uncertainty of measurement has not been taken into account to declare the compliance or non-compliance to the specification.

3. GENERAL INFORMATION

3.1 GENERAL DESCRIPTION OF EUT

| | | |
|---------------------|---|---|
| Equipment | Car Radio with navigation, BT and WLAN | |
| Brand Name | Bosch | |
| Test Model | AIVIL42P0 | |
| Series Model | N/A | |
| Model Difference | N/A | |
| Product Description | Operation Frequency | UNII-1: 5150 ~ 5250 MHz UNII-2A: 5250 ~ 5350 MHz UNII-2C: 5470 ~ 5600 MHz 5650 ~ 5725 MHz UNII-3: 5725 ~ 5850 MHz |
| | Modulation Type | OFDM |
| | Bit Rate of Transmitter | 433.3Mbps |
| | AVG Output Power (Max.)for UNII-1 | 802.11a: 2.63 dBm 802.11n (20M): 2.68 dBm 802.11n (40M): 1.72 dBm 802.11ac (20M): -1.14 dBm 802.11ac (40M): -1.76 dBm 802.11ac (80M): 1.92 dBm |
| | AVG Output Power (Max.)for UNII-2A | 802.11a: 2.66 dBm 802.11n (20M): 2.67 dBm 802.11n (40M): 1.70 dBm 802.11ac (20M): -1.26 dBm 802.11ac (40M): -1.80 dBm 802.11ac (80M): 1.93 dBm |
| | AVG Output Power (Max.)for UNII-2C | 802.11a: 6.18 dBm 802.11n (20M): 6.60 dBm 802.11n (40M): 5.60 dBm 802.11ac (20M): -1.04 dBm 802.11ac (40M): 0.87 dBm 802.11ac (80M): 2.60 dBm |
| | AVG Output Power (Max.)for UNII-3 | 802.11a: 7.36 dBm 802.11n (20M): 7.73 dBm 802.11n (40M): 6.92 dBm 802.11ac (20M): 4.13 dBm 802.11ac (40M): 4.00 dBm 802.11ac (80M): 7.49 dBm |
| Power Source | DC voltage supplied from external power supply. | |
| Power Rating | DC 13.5V | |

Note:

- For a more detailed features description, please refer to the manufacturer's specifications or the User's Manual.

2. Channel List:

| 802.11a 802.11n 20MHz 802.11ac 20MHz | | 802.11n 40MHz 802.11ac 40MHz | | 802.11ac 80MHz | |
|--|-----------------|---------------------------------|-----------------|----------------|-----------------|
| UNII-1 | | UNII-1 | | UNII-1 | |
| Channel | Frequency (MHz) | Channel | Frequency (MHz) | Channel | Frequency (MHz) |
| 36 | 5180 | 38 | 5190 | 42 | 5210 |
| 40 | 5200 | 46 | 5230 | | |
| 44 | 5220 | | | | |
| 48 | 5240 | | | | |

| 802.11a 802.11n 20MHz 802.11ac 20MHz | | 802.11n 40MHz 802.11ac 40MHz | | 802.11ac 80MHz | |
|--|-----------------|---------------------------------|-----------------|----------------|-----------------|
| UNII-2A | | UNII-2A | | UNII-2A | |
| Channel | Frequency (MHz) | Channel | Frequency (MHz) | Channel | Frequency (MHz) |
| 52 | 5260 | 54 | 5270 | 58 | 5290 |
| 56 | 5280 | 62 | 5310 | | |
| 60 | 5300 | | | | |
| 64 | 5320 | | | | |

| 802.11a 802.11n 20MHz 802.11ac 20MHz | | 802.11n 40MHz 802.11ac 40MHz | | 802.11ac 80MHz | |
|--|-----------------|---------------------------------|-----------------|----------------|-----------------|
| UNII-2C | | UNII-2C | | UNII-2C | |
| Channel | Frequency (MHz) | Channel | Frequency (MHz) | Channel | Frequency (MHz) |
| 100 | 5500 | 102 | 5510 | 106 | 5530 |
| 104 | 5520 | 110 | 5550 | | |
| 108 | 5540 | 134 | 5670 | | |
| 112 | 5560 | | | | |
| 116 | 5580 | | | | |
| 132 | 5660 | | | | |
| 136 | 5680 | | | | |
| 140 | 5700 | | | | |

| 802.11a 802.11n 20MHz 802.11ac 20MHz | | 802.11n 40MHz 802.11ac 40MHz | | 802.11ac 80MHz | |
|--|-----------------|---------------------------------|-----------------|----------------|-----------------|
| UNII-3 | | UNII-3 | | UNII-3 | |
| Channel | Frequency (MHz) | Channel | Frequency (MHz) | Channel | Frequency (MHz) |
| 149 | 5745 | 151 | 5755 | 155 | 5775 |
| 153 | 5765 | 159 | 5795 | | |
| 157 | 5785 | | | | |
| 161 | 5805 | | | | |
| 165 | 5825 | | | | |

3. Antenna Specification:

| Ant. | Brand | Model Name | Antenna Type | Connector | Gain(dBi) | Note |
|------|-------|------------|--------------|-----------|-----------|---------|
| 1 | N/A | N/A | Internal | N/A | 8.1 | UNII-1 |
| 1 | N/A | N/A | Internal | N/A | 7.5 | UNII-2A |
| 1 | N/A | N/A | Internal | N/A | 5.1 | UNII-2C |
| 1 | N/A | N/A | Internal | N/A | 2.4 | UNII-3 |

Note:

The EUT incorporates a SISO function. Physically, the EUT provides completed transmitters and receivers. Then,

1. Antenna Gain=8.1 dBi. So, the UNII-1 out power limit is $24-8.1+6=21.90$, power density limit is $11-8.1+6=8.9$
2. Antenna Gain=7.5 dBi. So, the UNII-2A out power limit is $24-7.5+6=22.50$, power density limit is $11-7.5+6=9.5$

3.2 DESCRIPTION OF TEST MODES

To investigate the maximum EMI emission characteristics generates from EUT, the test system was pre-scanning tested base on the consideration of following EUT operation mode or test configuration mode which possible have effect on EMI emission level. Each of these EUT operation mode(s) or test configuration mode(s) mentioned above was evaluated respectively.

| Pretest Mode | Description |
|--------------|---|
| Mode 1 | TX A Mode / CH36, CH40, CH48 (UNII-1) |
| Mode 2 | TX N20 Mode / CH36, CH40, CH48 (UNII-1) |
| Mode 3 | TX N40 Mode / CH38, CH46 (UNII-1) |
| Mode 4 | TX AC80 Mode / CH42 (UNII-1) |
| Mode 5 | TX A Mode / CH52, CH56, CH64 (UNII-2A) |
| Mode 6 | TX N20 Mode / CH52, CH56, CH64 (UNII-2A) |
| Mode 7 | TX N40 Mode / CH54, CH62 (UNII-2A) |
| Mode 8 | TX AC80 Mode / CH58 (UNII-2A) |
| Mode 9 | TX A Mode / CH100, CH116, CH140 (UNII-2C) |
| Mode 10 | TX N20 Mode / CH100, CH116, CH140 (UNII-2C) |
| Mode 11 | TX N40 Mode / CH102, CH110, CH134 (UNII-2C) |
| Mode 12 | TX AC80 Mode / CH106 (UNII-2C) |
| Mode 13 | TX A Mode / CH149,CH157,CH165 (UNII-3) |
| Mode 14 | TX N20 Mode / CH149,CH157,CH165 (UNII-3) |
| Mode 15 | TX N40 Mode / CH151,CH159 (UNII-3) |
| Mode 16 | TX AC80 Mode / CH155 (UNII-3) |

The EUT system operated these modes were found to be the worst case during the pre-scanning test as following:

| For Radiated Test | |
|-------------------|---|
| Final Test Mode | Description |
| Mode 1 | TX A Mode / CH36, CH40, CH48 (UNII-1) |
| Mode 2 | TX N20 Mode / CH36, CH40, CH48 (UNII-1) |
| Mode 3 | TX N40 Mode / CH38, CH46 (UNII-1) |
| Mode 4 | TX AC80 Mode / CH42 (UNII-1) |
| Mode 5 | TX A Mode / CH52, CH56, CH64 (UNII-2A) |
| Mode 6 | TX N20 Mode / CH52, CH56, CH64 (UNII-2A) |
| Mode 7 | TX N40 Mode / CH54, CH62 (UNII-2A) |
| Mode 8 | TX AC80 Mode / CH58 (UNII-2A) |
| Mode 9 | TX A Mode / CH100, CH116, CH140 (UNII-2C) |
| Mode 10 | TX N20 Mode / CH100, CH116, CH140 (UNII-2C) |
| Mode 11 | TX N40 Mode / CH102, CH110, CH134 (UNII-2C) |
| Mode 12 | TX AC80 Mode / CH106 (UNII-2C) |
| Mode 13 | TX A Mode / CH149,CH157,CH165 (UNII-3) |
| Mode 14 | TX N20 Mode / CH149,CH157,CH165 (UNII-3) |
| Mode 15 | TX N40 Mode / CH151,CH159 (UNII-3) |
| Mode 16 | TX AC80 Mode / CH155 (UNII-3) |

Note:

- (1) For radiated below 1GHz test, the 802.11a mode is found to be the worst case and recorded.
- (2) The measurements for Maximum Conducted Output Power are tested, the worst case are A Mode, N20 Mode, N40 Mode and AC80 Mode, only worst case was documented for other test items.

3.3 TABLE OF PARAMETERS OF TEST SOFTWARE SETTING

During testing channel & power controlling software provided by the customer was used to control the operating channel as well as the output power level. The RF output power selection is for the setting of RF output power expected by the customer and is going to be fixed on the firmware of the final end product

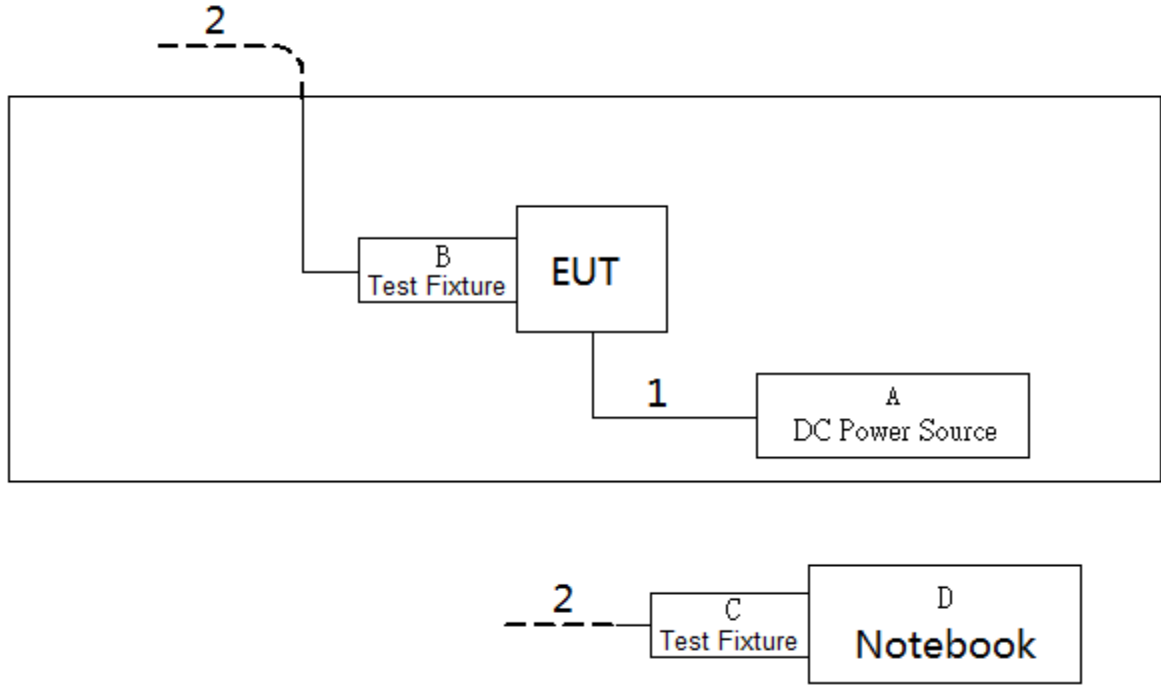
| UNII-1 | | | |
|-----------------------|------------------------|------|------|
| Test Software Version | DutApi_w8887_BrdigeEth | | |
| Frequency (MHz) | 5180 | 5200 | 5240 |
| A Mode | 10 | 10 | 10 |
| N20 Mode | 10 | 10 | 10 |
| AC20 Mode | 6 | 6 | 6 |
| Frequency (MHz) | 5190 | 5230 | |
| N40 Mode | 10 | 10 | |
| AC40 Mode | 6 | 6 | |
| Frequency (MHz) | 5210 | | |
| AC80 Mode | 6 | | |

| UNII-2A | | | |
|-----------------------|------------------------|------|------|
| Test Software Version | DutApi_w8887_BrdigeEth | | |
| Frequency (MHz) | 5260 | 5280 | 5320 |
| A Mode | 10 | 10 | 10 |
| N20 Mode | 10 | 10 | 10 |
| AC20 Mode | 6 | 6 | 6 |
| Frequency (MHz) | 5270 | 5310 | |
| N40 Mode | 10 | 10 | |
| AC40 Mode | 6 | 6 | |
| Frequency (MHz) | 5290 | | |
| AC80 Mode | 6 | | |

| UNII-2C | | | |
|-----------------------|------------------------|------|------|
| Test Software Version | DutApi_w8887_BrdigeEth | | |
| Frequency (MHz) | 5500 | 5580 | 5700 |
| A Mode | 10 | 10 | 10 |
| N20 Mode | 10 | 10 | 10 |
| AC20 Mode | 6 | 6 | 6 |
| Frequency (MHz) | 5510 | 5550 | 5670 |
| N40 Mode | 10 | 10 | 10 |
| AC40 Mode | 6 | 6 | 6 |
| Frequency (MHz) | 5530 | | |
| AC80 Mod | 6 | | |

| UNII-3 | | | |
|-----------------------|------------------------|------|------|
| Test Software Version | DutApi_w8887_BrdigeEth | | |
| Frequency (MHz) | 5745 | 5785 | 5825 |
| A Mode | 10 | 10 | 10 |
| N20 Mode | 10 | 10 | 10 |
| AC20 Mode | 6 | 6 | 6 |
| Frequency (MHz) | 5755 | 5795 | |
| N40 Mode | 10 | 10 | |
| AC40 Mode | 6 | 6 | |
| Frequency (MHz) | 5775 | | |
| AC80 Mode | 6 | | |

3.4 BLOCK DIAGRAM SHOWING THE CONFIGURATION OF SYSTEM TESTED



3.5 DESCRIPTION OF SUPPORT UNITS

The EUT has been tested as an independent unit together with other necessary accessories or support units. The following support units or accessories were used to form a representative test configuration during the tests.

| Item | Equipment | Mfr/Brand | Model/Type No. | FCC ID | Series No. |
|------|-----------------|------------|----------------|--------|------------|
| A | DC Power Source | TRUE-POWER | GPC30300N | N/A | N/A |
| B | Test Fixture | N/A | N/A | N/A | N/A |
| C | Test Fixture | N/A | N/A | N/A | N/A |
| D | Notebook | DELL | DCSM | DOC | G7K832X |

| Item | Shielded Type | Ferrite Core | Length | Note |
|------|---------------|--------------|--------|------------|
| 1 | NO | NO | 1m | DC Cable |
| 2 | NO | NO | 10m | RJ45 Cable |

4. EMC EMISSION TEST

4.1 RADIATED EMISSION MEASUREMENT

4.1.1 RADIATED EMISSION LIMITS

In case the emission fall within the restricted band specified on 15.205(a), then the 15.209(a) limit in the table below has to be followed.

| Frequencies (MHz) | Field Strength (microrvolts/meter) | Measurement Distance (meters) |
|-------------------|------------------------------------|-------------------------------|
| 0.009~0.490 | 2400/F(kHz) | 300 |
| 0.490~1.705 | 24000/F(kHz) | 30 |
| 1.705~30.0 | 30 | 30 |
| 30~88 | 100 | 3 |
| 88~216 | 150 | 3 |
| 216~960 | 200 | 3 |
| Above 960 | 500 | 3 |

| Frequencies (MHz) | EIRP Limit (dBm) | Band edge at 3m (dBμV/m) | Harmonic at 1.5m (dBμV/m) |
|------------------------|------------------|--------------------------|---------------------------|
| 5150-5250 | -27 | 68.3 | 74.3 (Note 3) |
| 5250-5350 | -27 | 68.3 | 74.3 (Note 3) |
| 5470-5600 5650-5725 | -27 | 68.3 | 74.3 (Note 3) |
| 5725-5850 | -27(Note 2) | 68.3 | 74.3 (Note 3) |
| | 10(Note 2) | 105.3 | 111.3(Note 3) |
| | 15.6(Note 2) | 110.9 | 116.9(Note 3) |
| | 27(Note 2) | 122.3 | 128.3(Note 3) |

Note:

- The following formula is used to convert the equipment isotropic radiated power (eirp) to field strength:

$$E = \frac{1000000\sqrt{30P}}{3} \mu\text{V/m, where P is the eirp (Watts)}$$

- According to FCC 16-24, All emissions shall be limited to a level of -27 dBm/MHz at 75 MHz or more above or below the band edge increasing linearly to 10 dBm/MHz at 25 MHz above or below the band edge, and from 25MHz above or below the band edge increasing linearly to a level of 15.6 dBm/MHz at 5 MHz above or below the band edge, and from 5 MHz above or below the band edge increasing linearly to a level of 27dBm/MHz at the band edge.

$$FS_{\text{limit}} = FS_{\text{max}} - 20\log\left(\frac{d_{\text{limit}}}{d_{\text{measure}}}\right)$$

- 20log d limit/d measure=20log 3/1.5=6dB.

4.1.2 TEST PROCEDURE

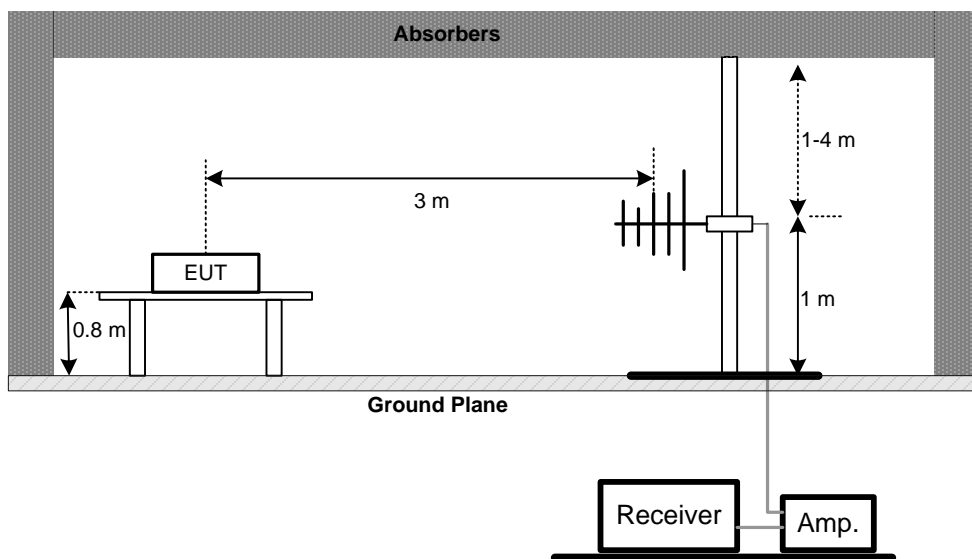
- a. The measuring distance of 3 m shall be used for measurements. The EUT was placed on the top of a rotating table 0.8 meter above the ground at a 3 meter semi-anechoic chamber. The table was rotated 360 degrees to determine the position of the highest radiation.(below 1GHz)
- b. The measuring distance of 3 m or 1.5m shall be used for measurements. The EUT was placed on the top of a rotating table 1.5 meter above the ground at a 3 meter semi-anechoic chamber. The table was rotated 360 degrees to determine the position of the highest radiation.(above 1GHz)
- c. The height of the equipment or of the substitution antenna shall be 0.8m or 1.5m; the height of the test antenna shall vary between 1 m to 4 m. Both horizontal and vertical polarizations of the antenna are set to make the measurement.
- d. For each suspected emission, the EUT was arranged to its worst case and then the antenna was tuned to heights find the maximum reading (used Bore sight function).
- e. The receiver system was set to peak and average detect function and specified bandwidth with maximum hold mode when the test frequency is above 1GHz.
- f. The initial step in collecting radiated emission data is a receiver peak detector mode pre-scanning the measurement frequency range. Significant peaks are then marked and then Quasi Peak detector mode re-measured.
- g. All readings are Peak unless otherwise stated QP in column of Note. Peak denotes that the Peak reading compliance with the QP Limits and then QP Mode measurement didn't perform. (below 1GHz)
- h. All readings are Peak Mode value unless otherwise stated AVG in column of Note. If the Peak Mode Measured value compliance with the Peak Limits and lower than AVG Limits, the EUT shall be deemed to meet both Peak & AVG Limits and then only Peak Mode was measured, but AVG Mode didn't perform. (above 1GHz)
- i. For the actual test configuration, please refer to the related Item –EUT Test Photos.

4.1.3 DEVIATION FROM TEST STANDARD

No deviation

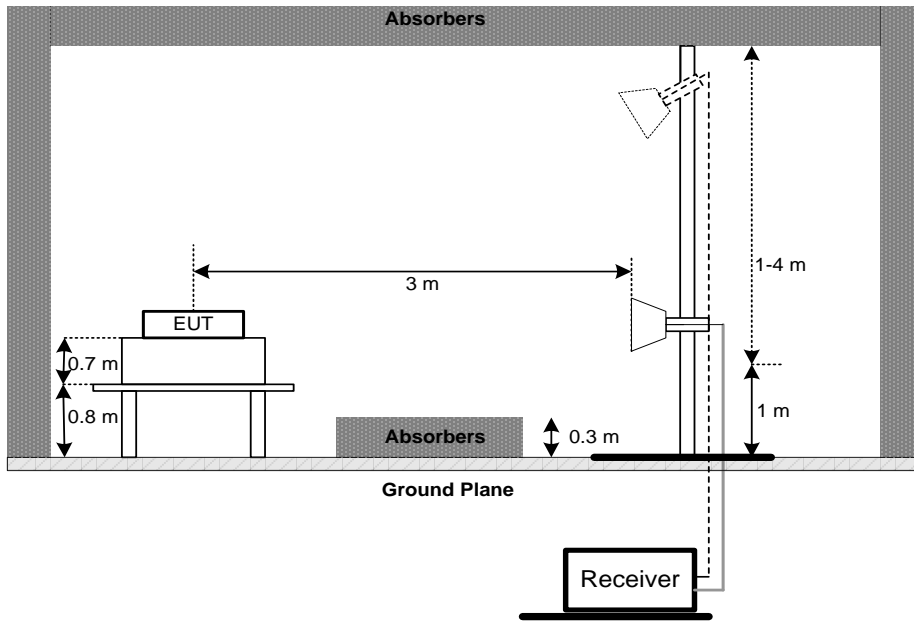
4.1.4 TEST SETUP

(A)Radiated Emission Test Set-Up Frequency Below 1GHz

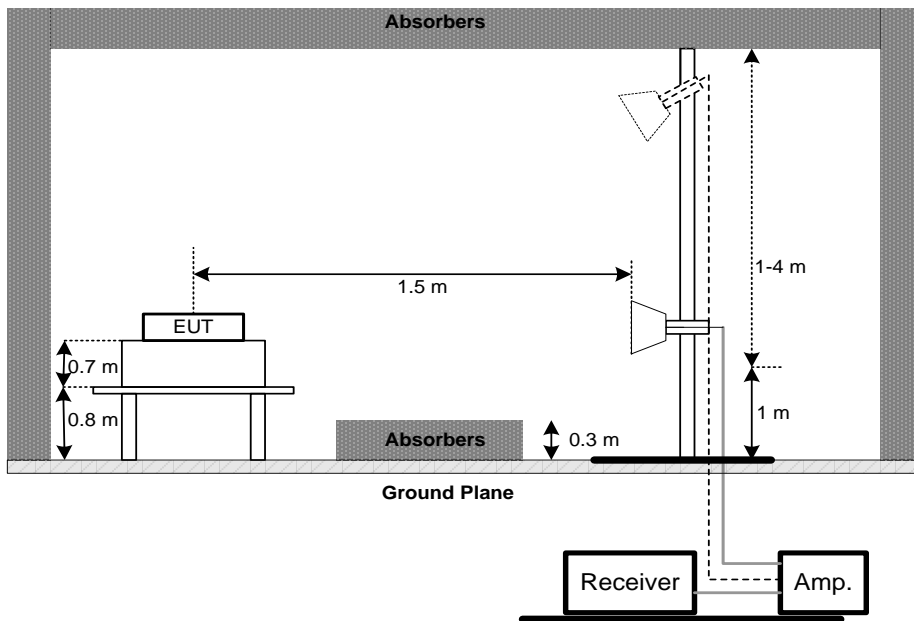


(B) Radiated Emission Test Set-Up Frequency Above 1 GHz

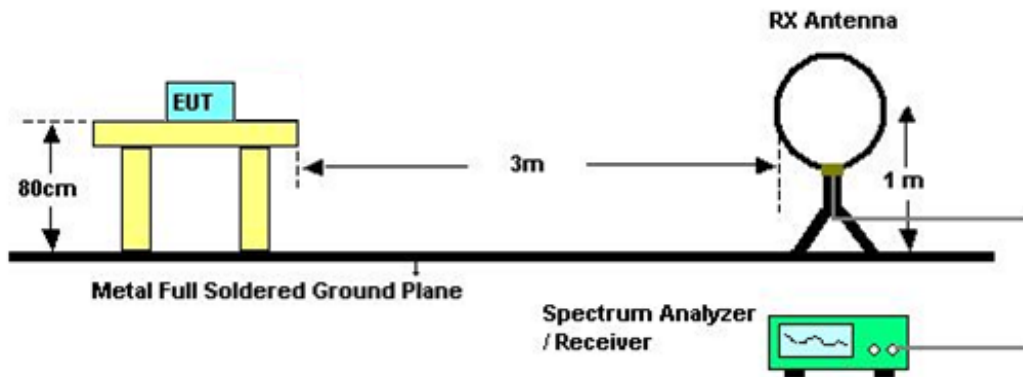
Band edge



Harmonic



(C) Radiated emissions below 30MHz



4.1.5 EUT OPERATING CONDITIONS

The EUT tested system was configured as the statements of 4.1.5 unless otherwise a special operating condition is specified in the follows during the testing.

4.1.6 EUT TEST CONDITIONS

Temperature: 25°C Relative Humidity: 60% Test Voltage: DC 13.5V

4.1.7 TEST RESULTS (9K TO 30MHz)

Please refer to the Appendix A

Remark:

- (1) The amplitude of spurious emissions which are attenuated by more than 20 dB below the permissible value has no need to be reported.
- (2) Distance extrapolation factor = $40 \log$ (specific distance / test distance) (dB);
- (3) Limit line = specific limits (dBuV) + distance extrapolation factor.

4.1.8 TEST RESULTS (BETWEEN 30 TO 1000 MHz)

Please refer to the Appendix B.

4.1.9 TEST RESULTS (ABOVE 1000 MHz)

Please refer to the Appendix C.

Remark:

- (1) No limit: This is fundamental signal, the judgment is not applicable.
For fundamental signal judgment was referred to Peak output test.

5. 26dB SPECTRUM BANDWIDTH

5.1 APPLIED PROCEDURES / LIMIT

| FCC Part15, Subpart E | | | |
|-----------------------|------------------------------|------------------------|--------|
| Test Item | Limit | Frequency Range (MHz) | Result |
| Bandwidth | 26 dB Bandwidth | 5150-5250 | PASS |
| | 26 dB Bandwidth | 5250-5350 | PASS |
| | 26 dB Bandwidth | 5470-5600 5650-5725 | PASS |
| | Minimum 500kHz 6dB Bandwidth | 5725-5850 | PASS |

5.1.1 TEST PROCEDURE

a. The EUT was directly connected to the spectrum analyzer and antenna output port as show in the block diagram below,

b.

| Spectrum Parameters | Setting |
|---------------------|---|
| Attenuation | Auto |
| Span Frequency | > 26dB Bandwidth |
| RBW | 300 kHz(Bandwidth 20MHz) 1MHz(Bandwidth 40MHz and 80MHz) |
| VBW | 1MHz(Bandwidth 20MHz) 3MHz(Bandwidth 40MHz and 80MHz) |
| Detector | Peak |
| Trace | Max Hold |
| Sweep Time | Auto |

c. Measured the spectrum width with power higher than 26dB below carrier

5.1.2 DEVIATION FROM STANDARD

No deviation.

5.1.3 TEST SETUP



5.1.4 EUT OPERATION CONDITIONS

The EUT tested system was configured as the statements of 4.1.5 unless otherwise a special operating condition is specified in the follows during the testing.

5.1.5 EUT TEST CONDITIONS

Temperature: 25°C Relative Humidity: 60% Test Voltage: DC 13.5V

5.1.6 TEST RESULTS

Please refer to the Appendix D.

6. MAXIMUM AVERAGE OUTPUT POWER

6.1 APPLIED PROCEDURES / LIMIT

| FCC Part15, Subpart E | | | |
|-----------------------|---|------------------------|--------|
| Test Item | Limit | Frequency Range (MHz) | Result |
| Average Output Power | Fixed:1 Watt (30dBm) Mobile and portable: 250mW (24dBm) | 5150-5250 | PASS |
| | 250mW (24dBm) | 5250-5350 | PASS |
| | 250mW (24dBm) | 5470-5600 5650-5725 | PASS |
| | 1 Watt (30dBm) | 5725-5850 | PASS |

Note: The maximum e.i.r.p at anyelevation angle above 30 degrees as measured from the horizon must not exceed 125mW(21dBm)


6.1.1 TEST PROCEDURE

- The EUT was directly connected to the spectrum analyzer and antenna output port as show in the block diagram below,
- Test was performed in accordance with method of KDB 789033 D02.

6.1.2 DEVIATION FROM STANDARD

No deviation.

6.1.3 TEST SETUP



6.1.4 EUT OPERATION CONDITIONS

The EUT tested system was configured as the statements of 4.1.5 unless otherwise a special operating condition is specified in the follows during the testing.

6.1.5 EUT TEST CONDITIONS

Temperature: 25°C Relative Humidity: 60% Test Voltage: DC 13.5V

6.1.6 TEST RESULTS

Please refer to the Appendix E.

7. POWER SPECTRAL DENSITY TEST

7.1 APPLIED PROCEDURES / LIMIT

| FCC Part15, Subpart E | | | |
|------------------------|---|------------------------|--------|
| Test Item | Limit | Frequency Range (MHz) | Result |
| Power Spectral Density | Other then Mobile and portable:17dBm/MHz Mobile and portable:11dBm/MHz | 5150-5250 | PASS |
| | 11dBm/MHz | 5250-5350 | PASS |
| | 11dBm/MHz | 5470-5600 5650-5725 | PASS |
| | 30dBm/500kHz | 5725-5850 | PASS |

8.1.1 TEST PROCEDURE

a. The EUT was directly connected to the spectrum analyzer and antenna output port as show in the block diagram below,

b.

| Spectrum Parameter | Setting |
|--------------------|--|
| Attenuation | Auto |
| Span Frequency | Encompass the entire emissions bandwidth (EBW) of the signal |
| RBW | = 1MHz. |
| VBW | ≥ 3MHz. |
| Detector | RMS |
| Trace average | 100 trace |
| Sweep Time | Auto |

Note:

- For UNII-3, according to KDB publication 789033 D02 General UNII Test Procedures New Rules v01r02, section II.F.5., it is acceptable to set RBW at 1MHz and VBW at 3MHz if the spectrum analyzer does not have 500kHz RBW.
- The value measured with RBW=1MHz is to be added with $10\log(500\text{kHz}/1\text{MHz})$ which is -3dB. For example, if the measured value is +10dBm using RBW=1MHz (that is +10dBm/MHz), then the converted value will be +7dBm/500kHz.

7.1.1 DEVIATION FROM STANDARD

No deviation.

7.1.2 TEST SETUP



7.1.3 EUT OPERATION CONDITIONS

The EUT tested system was configured as the statements of 4.1.5 unless otherwise a special operating condition is specified in the follows during the testing.

7.1.4 EUT TEST CONDITIONS

Temperature: 25°C Relative Humidity: 60% Test Voltage: DC 13.5V

7.1.5 TEST RESULTS

Please refer to the Appendix F.

8. FREQUENCY STABILITY MEASUREMENT

8.1 APPLIED PROCEDURES / LIMIT

| FCC Part15, Subpart E | | | |
|-----------------------|--------------------------------|-----------------------|--------|
| Test Item | Limit | Frequency Range (MHz) | Result |
| Frequency Stability | Specified in the user's manual | 5150-5250 | PASS |
| | | 5250-5350 | PASS |
| | | 5470-5600 | PASS |
| | | 5650-5725 | PASS |
| | | 5725-5850 | PASS |

8.1.1 TEST PROCEDURE

a. The EUT was directly connected to the spectrum analyzer and antenna output port as show in the block diagram below,

b.

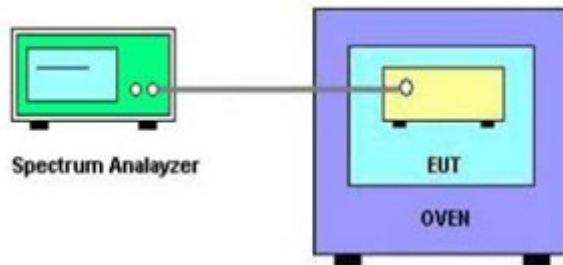
| Spectrum Parameter | Setting |
|--------------------|--|
| Attenuation | Auto |
| Span Frequency | Entire absence of modulation emissions bandwidth |
| RBW | 10 kHz |
| VBW | 10 kHz |
| Sweep Time | Auto |

c. For the test extreme voltage , the lowest is 9V and the highest is 16V.
 d. User manual temperature is -30°C~70°C.

8.1.2 DEVIATION FROM STANDARD

No deviation.

8.1.3 TEST SETUP



8.1.4 EUT OPERATION CONDITIONS

The EUT tested system was configured as the statements of 4.1.5 unless otherwise a special operating condition is specified in the follows during the testing.

8.1.5 EUT TEST CONDITIONS

Temperature: 25°C Relative Humidity: 55% Test Voltage: DC 13.5V

8.1.6 TEST RESULTS

Please refer to the Appendix G.

9. MEASUREMENT INSTRUMENTS LIST

| Radiated Emission Measurement - Below 1GHz | | | | | |
|--|----------------------|--------------|----------------------------|-------------|------------------|
| Item | Kind of Equipment | Manufacturer | Type No. | Serial No. | Calibrated until |
| 1 | Antenna | Schwarzbeck | VULB9160 | 9160-3232 | Mar. 11, 2019 |
| 2 | Amplifier | HP | 8447D | 2944A09673 | Oct. 19, 2018 |
| 3 | Receiver | Agilent | N9038A | MY52130039 | Aug. 20, 2018 |
| 4 | Cable | emci | LMR-400(30MHz-1GHz)(8m+5m) | N/A | May. 25, 2019 |
| 5 | Controller | CT | SC100 | N/A | N/A |
| 6 | Controller | MF | MF-7802 | MF780208416 | N/A |
| 7 | Measurement Software | Farad | EZ-EMC Ver.NB-03A1-01 | N/A | N/A |
| 8 | Antenna | EM | EM-6876-1 | 230 | Feb. 07, 2019 |

| Radiated Emission Measurement - Above 1GHz | | | | | |
|--|--------------------------------------|----------------|-------------------------------|---------------|------------------|
| Item | Kind of Equipment | Manufacturer | Type No. | Serial No. | Calibrated until |
| 1 | Double Ridged Guide Antenna | ETS | 3115 | 75789 | Mar. 11, 2019 |
| 2 | Broad-Band Horn Antenna | Schwarzbeck | BBHA 9170 | 9170319 | Jun. 30, 2019 |
| 3 | Amplifier | Agilent | 8449B | 3008A02274 | Mar. 11, 2019 |
| 4 | Microwave Pre-amplifier With Adaptor | EMC INSTRUMENT | EMC2654045 | 980039 & HA01 | Mar. 11, 2019 |
| 5 | Receiver | Agilent | N9038A | MY52130039 | Aug. 20, 2018 |
| 6 | Controller | CT | SC100 | N/A | N/A |
| 7 | Controller | MF | MF-7802 | MF780208416 | N/A |
| 8 | Cable | N/A | CA500-SMSM-12M (1-26.5GHz) | N/A | Sep. 29, 2018 |
| 9 | Measurement Software | Farad | EZ-EMC Ver.NB-03A1-01 | N/A | N/A |

| Spectrum Bandwidth Measurement | | | | | |
|--------------------------------|-------------------|--------------|----------|------------|------------------|
| Item | Kind of Equipment | Manufacturer | Type No. | Serial No. | Calibrated until |
| 1 | Spectrum Analyzer | R&S | FSP40 | 100185 | Aug. 20, 2018 |

| Maximum Average Output Power Measurement | | | | | |
|--|----------------------|--------------|---|------------|------------------|
| Item | Kind of Equipment | Manufacturer | Type No. | Serial No. | Calibrated until |
| 1 | Cable | emci | EMC104-SM-SM-900 0(0.01GHz – 26.5GHz) | N/A | N/A |
| 2 | Power Sensor | Agilent | U2021XA | MY53020007 | Mar. 11, 2019 |
| 3 | Measurement Software | Keysight | EN301893V2.1.1(V2.1 51229) | N/A | N/A |

| Power Spectral Density Measurement | | | | | |
|------------------------------------|-------------------|--------------|----------|------------|------------------|
| Item | Kind of Equipment | Manufacturer | Type No. | Serial No. | Calibrated until |
| 1 | Spectrum Analyzer | R&S | FSP40 | 100185 | Aug. 20, 2018 |



| Frequency Stability Measurement | | | | | |
|---------------------------------|-----------------------|--------------|----------|-------------|------------------|
| Item | Kind of Equipment | Manufacturer | Type No. | Serial No. | Calibrated until |
| 1 | Spectrum Analyzer | R&S | FSP40 | 100185 | Aug. 20, 2018 |
| 2 | Precision Oven Tester | Bell | BTH-50C | 20170306001 | Mar. 11, 2019 |

Remark: "N/A" denotes no model name, serial no. or calibration specified.
All calibration period of equipment list is one year.

10. EUT TEST PHOTOS**Radiated Measurement Photos****9kHz to 30MHz**



Radiated Measurement Photos

30MHz to 1000MHz





Radiated Measurement Photos

1GHz to 18GHz




Radiated Measurement Photos

18GHz to 40GHz



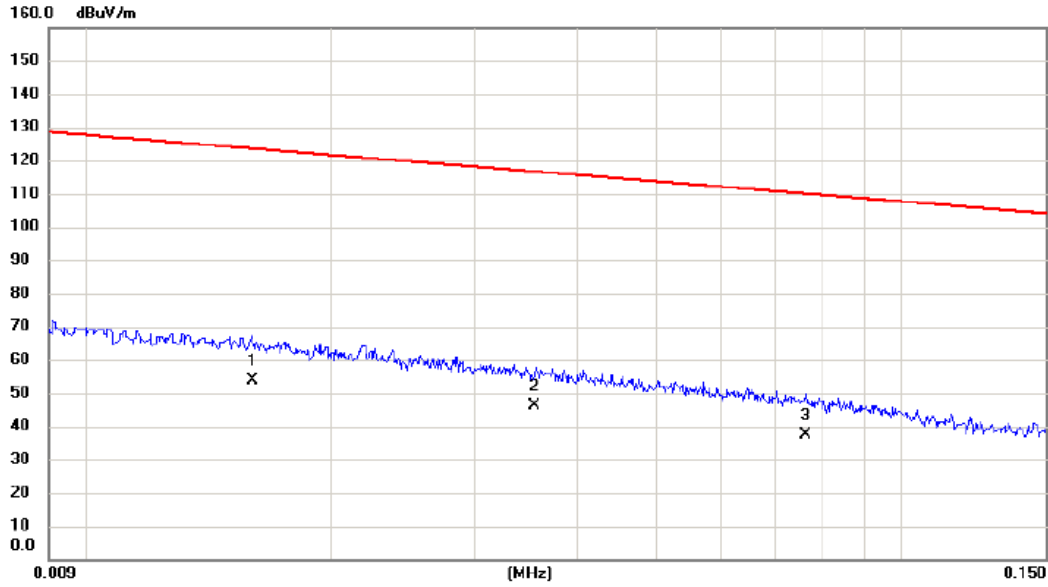
Band Edge Measurement Photos



APPENDIX A - RADIATED EMISSION (9KHZ TO 30MHZ)

Test Mode: TX MODE

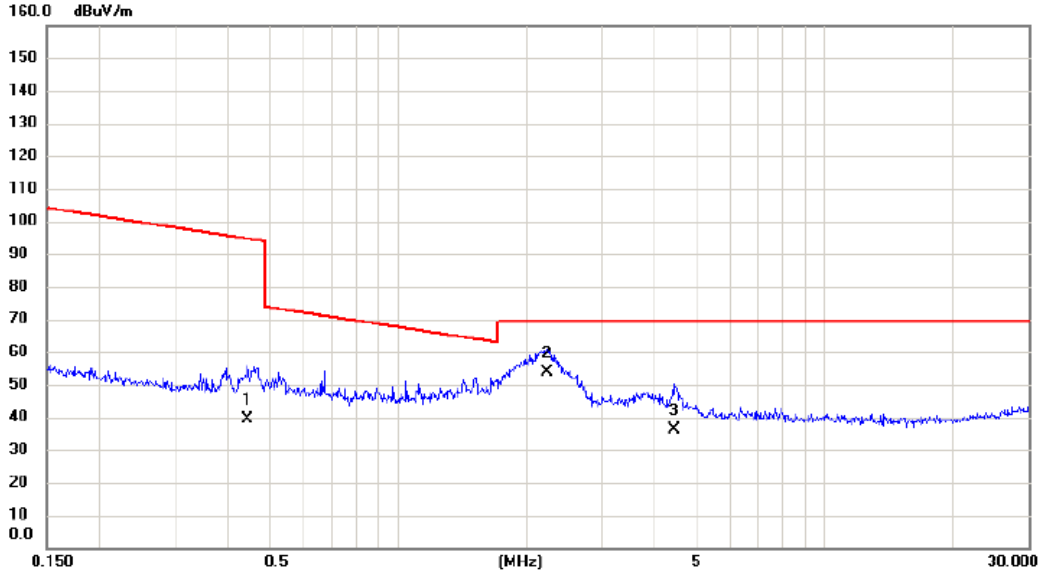
Ant 0°



| No. | Mk. | Freq. MHz | Reading Level dBuV | Correct Factor dB | Measurement dBuV/m | Limit dBuV/m | Margin dB | Detector | Comment |
|-----|-----|--------------|-----------------------|----------------------|-----------------------|-----------------|--------------|----------|---------|
| 1 | * | 0.0160 | 33.21 | 20.58 | 53.79 | 123.52 | -69.73 | AVG | |
| 2 | | 0.0355 | 26.50 | 19.76 | 46.26 | 116.60 | -70.34 | AVG | |
| 3 | | 0.0761 | 18.60 | 19.00 | 37.60 | 109.98 | -72.38 | AVG | |

Test Mode: TX MODE

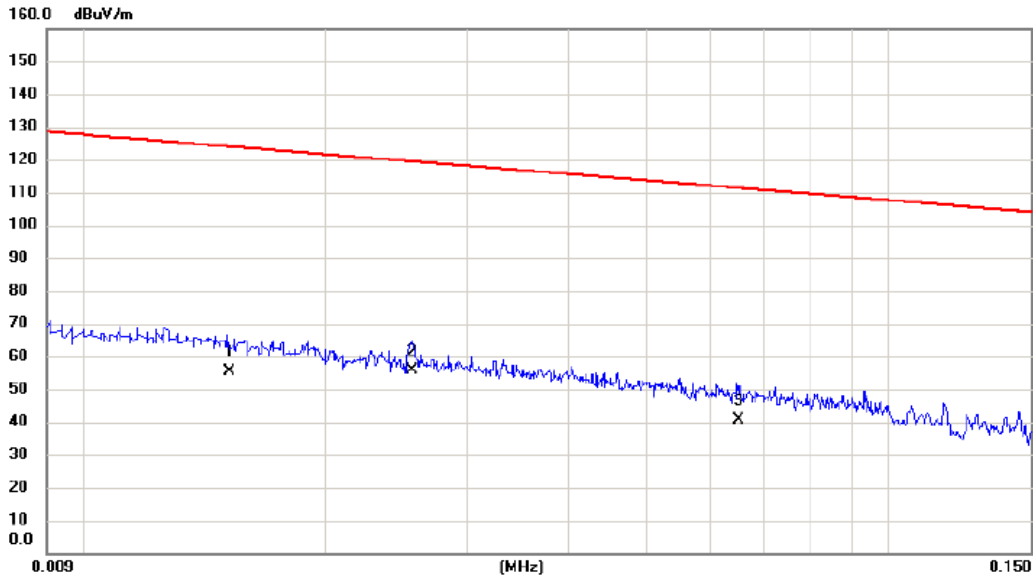
Ant 0°



| No. | Mk. | Freq. MHz | Reading Level dBuV | Correct Factor dB | Measure- ment dBuV/m | Limit dBuV/m | Margin dB | Detector | Comment |
|-----|-----|--------------|--------------------------|-------------------------|----------------------------|-----------------|--------------|----------|---------|
| 1 | | 0.4444 | 22.50 | 16.99 | 39.49 | 94.65 | -55.16 | AVG | |
| 2 | * | 2.2367 | 36.80 | 16.97 | 53.77 | 69.54 | -15.77 | QP | |
| 3 | | 4.4305 | 20.60 | 15.50 | 36.10 | 69.54 | -33.44 | QP | |

Test Mode: TX MODE

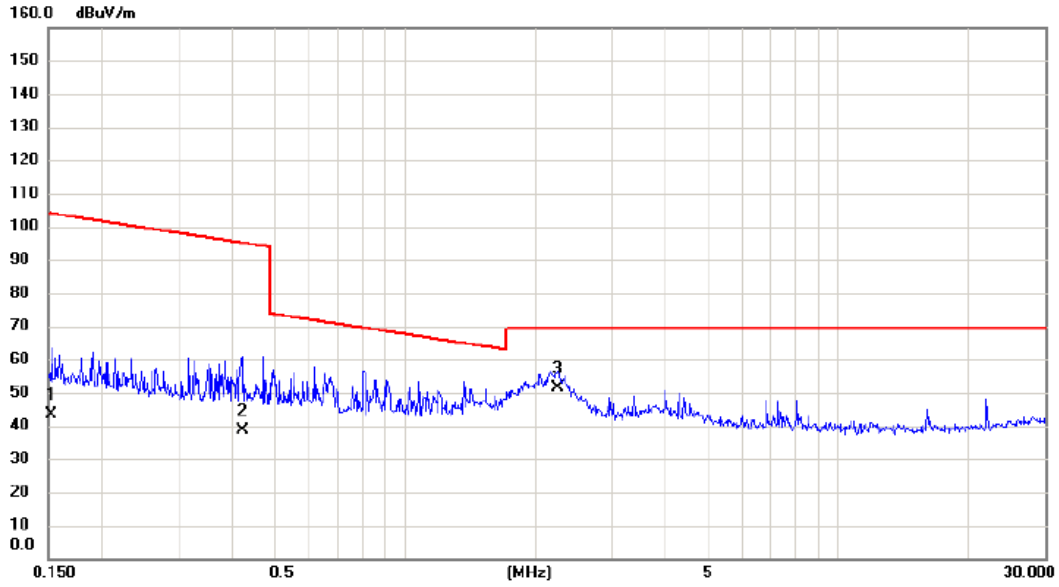
Ant 90°



| No. | Mk. | Freq. MHz | Reading Level dBuV | Correct Factor dB | Measure- ment dBuV/m | Limit dBuV/m | Margin dB | Detector | Comment |
|-----|-----|--------------|--------------------------|-------------------------|----------------------------|-----------------|--------------|----------|---------|
| 1 | | 0.0152 | 34.80 | 20.69 | 55.49 | 123.97 | -68.48 | AVG | |
| 2 | * | 0.0256 | 35.70 | 19.93 | 55.63 | 119.44 | -63.81 | AVG | |
| 3 | | 0.0650 | 21.40 | 19.23 | 40.63 | 111.35 | -70.72 | AVG | |

Test Mode: TX MODE

Ant 90°

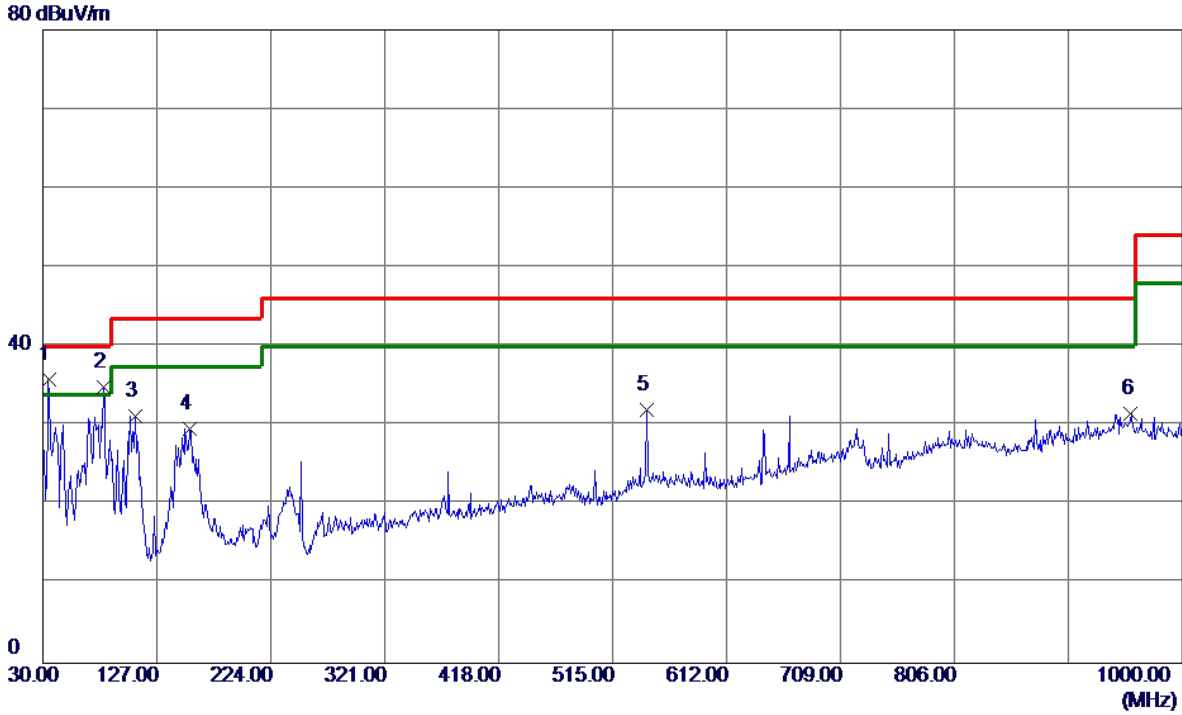


| No. | Mk. | Freq. MHz | Reading Level dBuV | Correct Factor dB | Measure- ment dBuV/m | Limit dBuV/m | Margin dB | Detector | Comment |
|-----|-----|--------------|--------------------------|-------------------------|----------------------------|-----------------|--------------|----------|---------|
| 1 | | 0.1532 | 26.30 | 17.24 | 43.54 | 103.90 | -60.36 | AVG | |
| 2 | | 0.4214 | 21.80 | 17.00 | 38.80 | 95.11 | -56.31 | AVG | |
| 3 | * | 2.2486 | 34.60 | 16.96 | 51.56 | 69.54 | -17.98 | QP | |

APPENDIX B - RADIATED EMISSION (30MHZ TO 1000MHZ)

Test Mode: UNII-1/TX A Mode 5180MHz

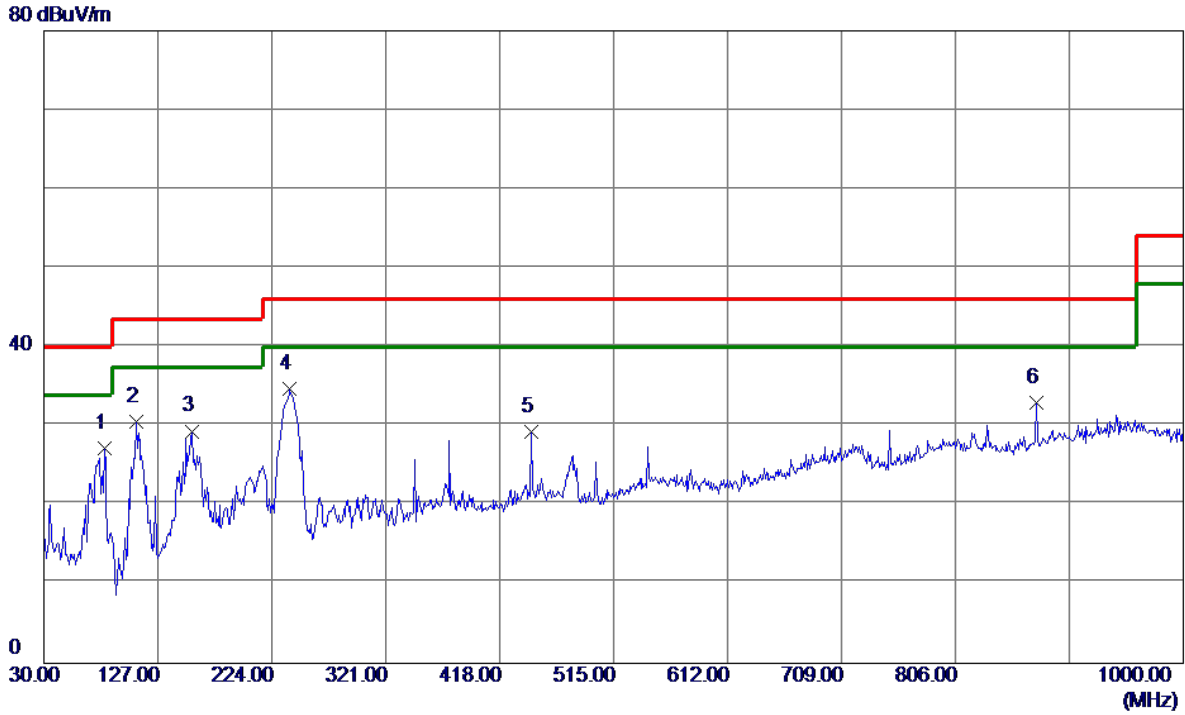
Vertical



| No. | Freq. MHz | Reading Level dBuV/m | Correct Factor dB | Measure ment dBuV/m | Limit dBuV/m | Margin dB | Detector | Comment |
|-----|--------------|----------------------------|-------------------------|---------------------------|-----------------|--------------|----------|---------|
| 1 * | 34.8500 | 50.66 | -14.89 | 35.77 | 40.00 | -4.23 | Peak | |
| 2 | 81.4100 | 53.62 | -18.73 | 34.89 | 40.00 | -5.11 | Peak | |
| 3 | 108.5700 | 47.83 | -16.57 | 31.26 | 43.50 | -12.24 | Peak | |
| 4 | 155.1300 | 40.58 | -11.03 | 29.55 | 43.50 | -13.95 | Peak | |
| 5 | 544.1000 | 37.89 | -5.82 | 32.07 | 46.00 | -13.93 | Peak | |
| 6 | 956.3500 | 30.26 | 1.26 | 31.52 | 46.00 | -14.48 | Peak | |

Test Mode: UNII-1/TX A Mode 5180MHz

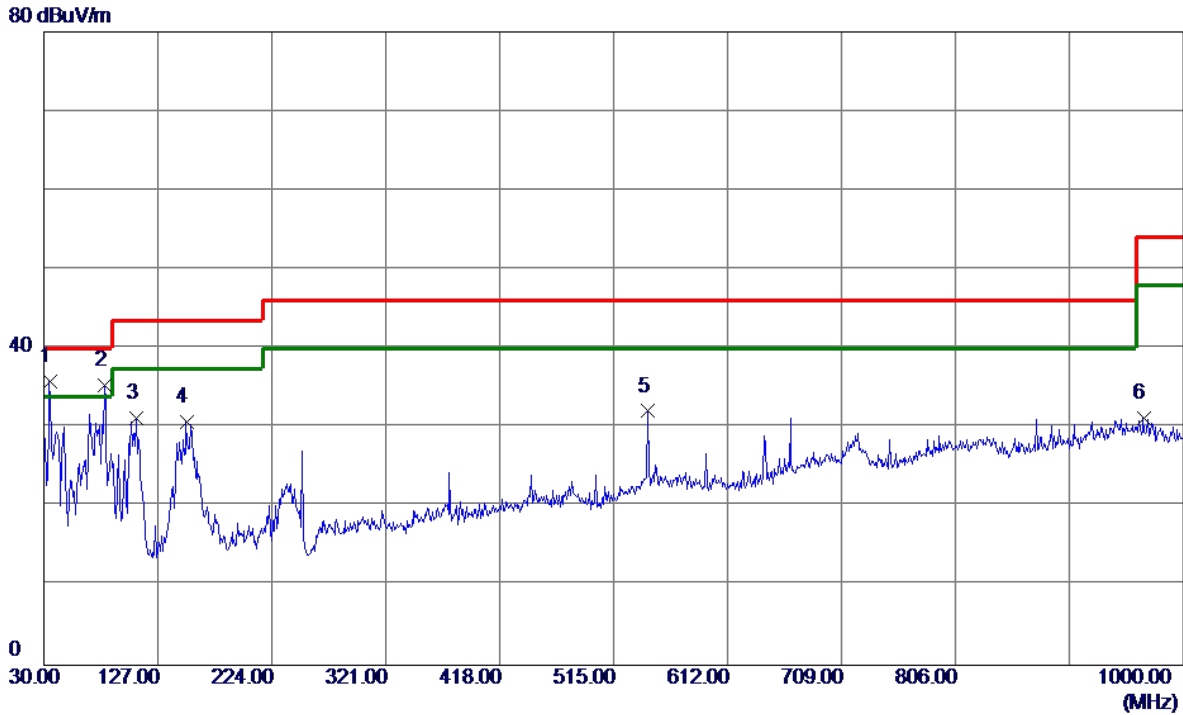
Horizontal



| No. | Freq. MHz | Reading Level dBuV/m | Correct Factor dB | Measure ment dBuV/m | Limit dBuV/m | Margin dB | Detector | Comment |
|-----|--------------|----------------------------|-------------------------|---------------------------|-----------------|--------------|----------|---------|
| 1 | 81.4100 | 45.99 | -18.73 | 27.26 | 40.00 | -12.74 | Peak | |
| 2 | 108.5700 | 47.13 | -16.57 | 30.56 | 43.50 | -12.94 | Peak | |
| 3 | 156.1000 | 40.31 | -10.95 | 29.36 | 43.50 | -14.14 | Peak | |
| 4 * | 239.5200 | 49.40 | -14.69 | 34.71 | 46.00 | -11.29 | Peak | |
| 5 | 445.1600 | 36.83 | -7.60 | 29.23 | 46.00 | -16.77 | Peak | |
| 6 | 874.8700 | 34.17 | -1.21 | 32.96 | 46.00 | -13.04 | Peak | |

Test Mode: UNII-1/TX A Mode 5200MHz

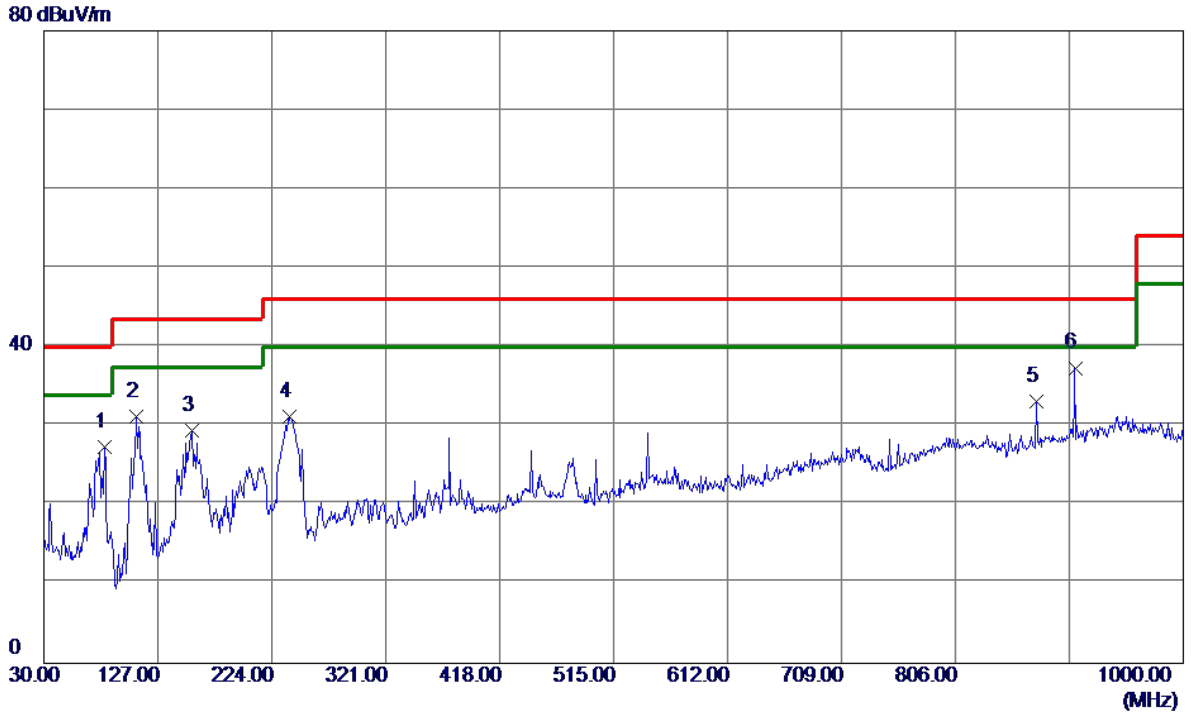
Vertical



| No. | Freq. MHz | Reading Level dBuV/m | Correct Factor dB | Measure ment dBuV/m | Limit dBuV/m | Margin dB | Detector | Comment |
|-----|--------------|----------------------------|-------------------------|---------------------------|-----------------|--------------|----------|---------|
| 1 * | 34.8500 | 50.78 | -14.89 | 35.89 | 40.00 | -4.11 | Peak | |
| 2 | 81.4100 | 54.10 | -18.73 | 35.37 | 40.00 | -4.63 | Peak | |
| 3 | 108.5700 | 47.75 | -16.57 | 31.18 | 43.50 | -12.32 | Peak | |
| 4 | 151.2500 | 42.04 | -11.38 | 30.66 | 43.50 | -12.84 | Peak | |
| 5 | 544.1000 | 37.90 | -5.82 | 32.08 | 46.00 | -13.92 | Peak | |
| 6 | 966.0500 | 30.18 | 1.03 | 31.21 | 54.00 | -22.79 | Peak | |

Test Mode: UNII-1/TX A Mode 5200MHz

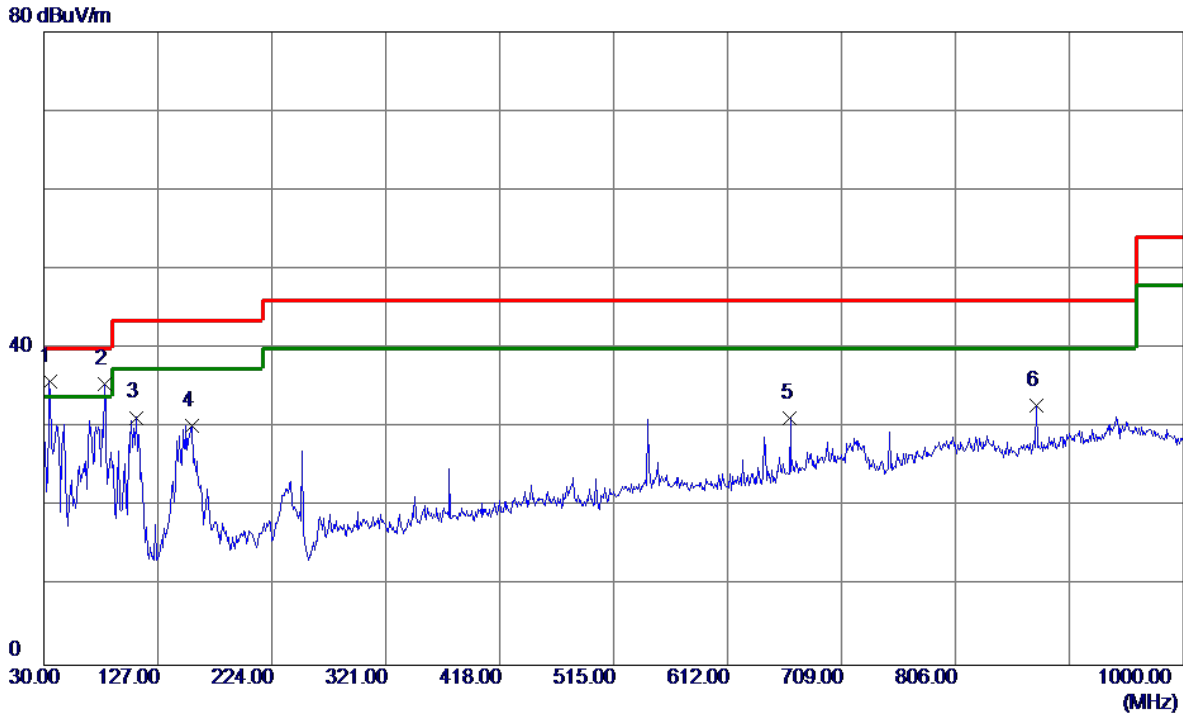
Horizontal



| No. | Freq. MHz | Reading Level dBuV/m | Correct Factor dB | Measure ment dBuV/m | Limit dBuV/m | Margin dB | Detector | Comment |
|-----|--------------|----------------------------|-------------------------|---------------------------|-----------------|--------------|----------|---------|
| 1 | 81.4100 | 46.14 | -18.73 | 27.41 | 40.00 | -12.59 | Peak | |
| 2 | 108.5700 | 47.78 | -16.57 | 31.21 | 43.50 | -12.29 | Peak | |
| 3 | 156.1000 | 40.32 | -10.95 | 29.37 | 43.50 | -14.13 | Peak | |
| 4 | 239.5200 | 45.86 | -14.69 | 31.17 | 46.00 | -14.83 | Peak | |
| 5 | 874.8700 | 34.29 | -1.21 | 33.08 | 46.00 | -12.92 | Peak | |
| 6 * | 907.8500 | 37.64 | -0.28 | 37.36 | 46.00 | -8.64 | Peak | |

Test Mode: UNII-1/TX A Mode 5240MHz

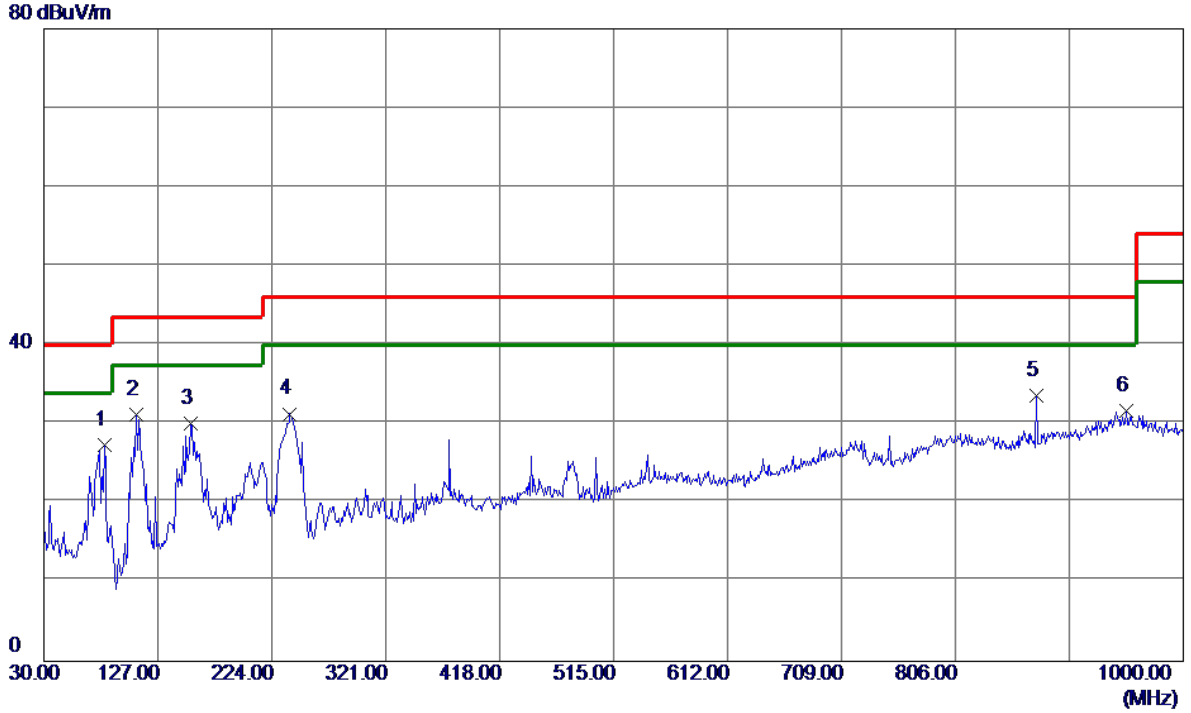
Vertical



| No. | Freq. MHz | Reading Level dBuV/m | Correct Factor dB | Measure ment dBuV/m | Limit dBuV/m | Margin dB | Detector | Comment |
|-----|--------------|----------------------------|-------------------------|---------------------------|-----------------|--------------|----------|---------|
| 1 * | 34.8500 | 50.72 | -14.89 | 35.83 | 40.00 | -4.17 | Peak | |
| 2 | 81.4100 | 54.25 | -18.73 | 35.52 | 40.00 | -4.48 | Peak | |
| 3 | 108.5700 | 47.85 | -16.57 | 31.28 | 43.50 | -12.22 | Peak | |
| 4 | 156.1000 | 41.20 | -10.95 | 30.25 | 43.50 | -13.25 | Peak | |
| 5 | 665.3500 | 35.64 | -4.43 | 31.21 | 46.00 | -14.79 | Peak | |
| 6 | 874.8700 | 33.95 | -1.21 | 32.74 | 46.00 | -13.26 | Peak | |

Test Mode: UNII-1/TX A Mode 5240MHz

Horizontal

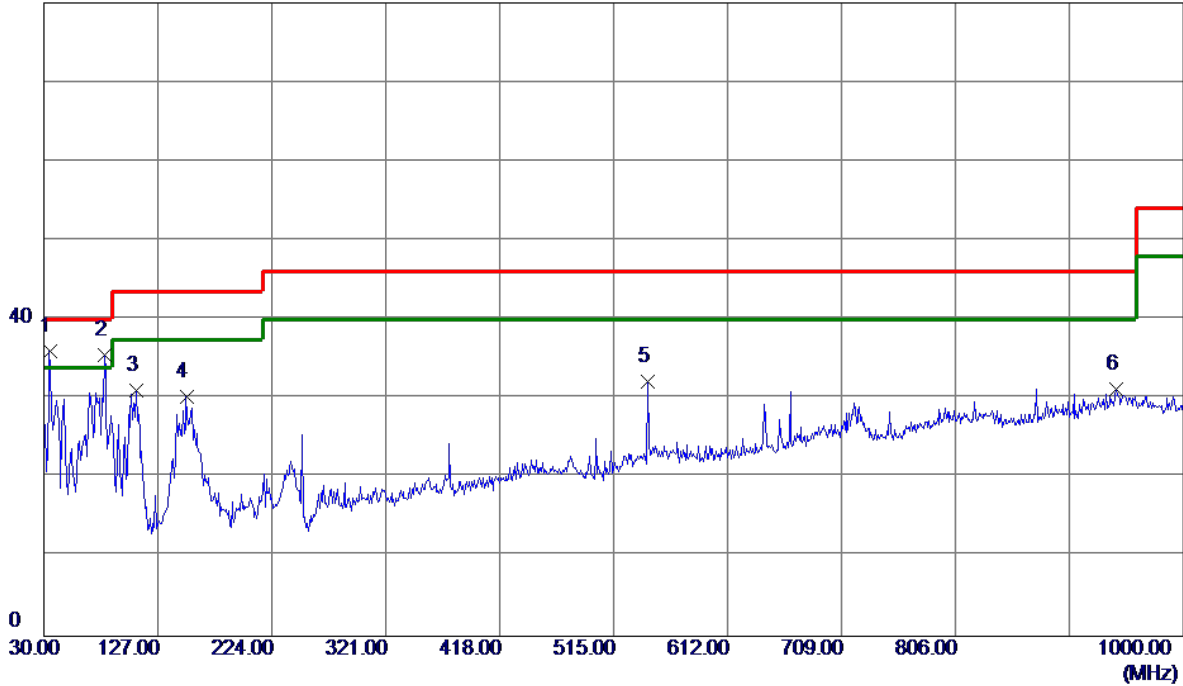


| No. | Freq. MHz | Reading Level dBuV/m | Correct Factor dB | Measure ment dBuV/m | Limit dBuV/m | Margin dB | Detector | Comment |
|-----|--------------|----------------------------|-------------------------|---------------------------|-----------------|--------------|----------|---------|
| 1 | 81.4100 | 46.08 | -18.73 | 27.35 | 40.00 | -12.65 | Peak | |
| 2 * | 108.5700 | 47.79 | -16.57 | 31.22 | 43.50 | -12.28 | Peak | |
| 3 | 155.1300 | 41.17 | -11.03 | 30.14 | 43.50 | -13.36 | Peak | |
| 4 | 239.5200 | 45.97 | -14.69 | 31.28 | 46.00 | -14.72 | Peak | |
| 5 | 874.8700 | 34.80 | -1.21 | 33.59 | 46.00 | -12.41 | Peak | |
| 6 | 951.5000 | 30.25 | 1.37 | 31.62 | 46.00 | -14.38 | Peak | |

Test Mode: UNII-2A/TX A Mode 5260MHz

Vertical

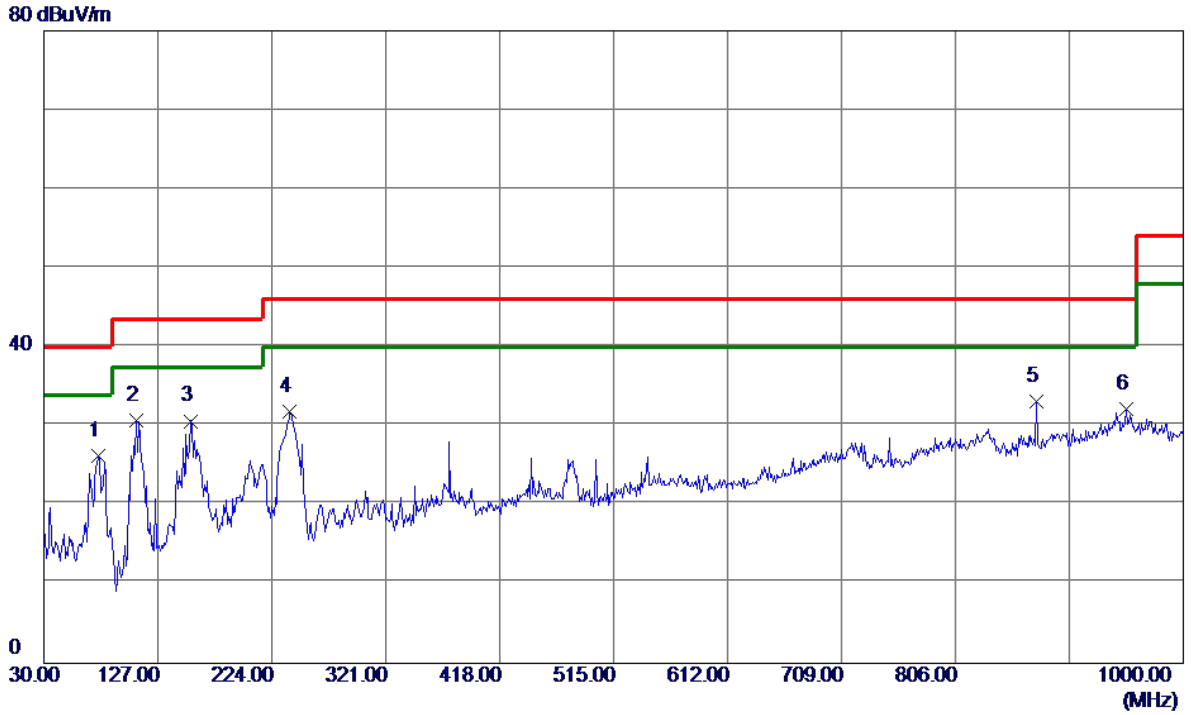
80 dBuV/m



| No. | Freq. MHz | Reading Level dBuV/m | Correct Factor dB | Measure ment dBuV/m | Limit dBuV/m | Margin dB | Detector | Comment |
|-----|--------------|----------------------------|-------------------------|---------------------------|-----------------|--------------|----------|---------|
| 1 * | 34.8500 | 50.91 | -14.89 | 36.02 | 40.00 | -3.98 | Peak | |
| 2 | 81.4100 | 54.26 | -18.73 | 35.53 | 40.00 | -4.47 | Peak | |
| 3 | 108.5700 | 47.58 | -16.57 | 31.01 | 43.50 | -12.49 | Peak | |
| 4 | 151.2500 | 41.61 | -11.38 | 30.23 | 43.50 | -13.27 | Peak | |
| 5 | 544.1000 | 37.94 | -5.82 | 32.12 | 46.00 | -13.88 | Peak | |
| 6 | 942.7700 | 30.13 | 1.12 | 31.25 | 46.00 | -14.75 | Peak | |

Test Mode: UNII-2A/TX A Mode 5260MHz

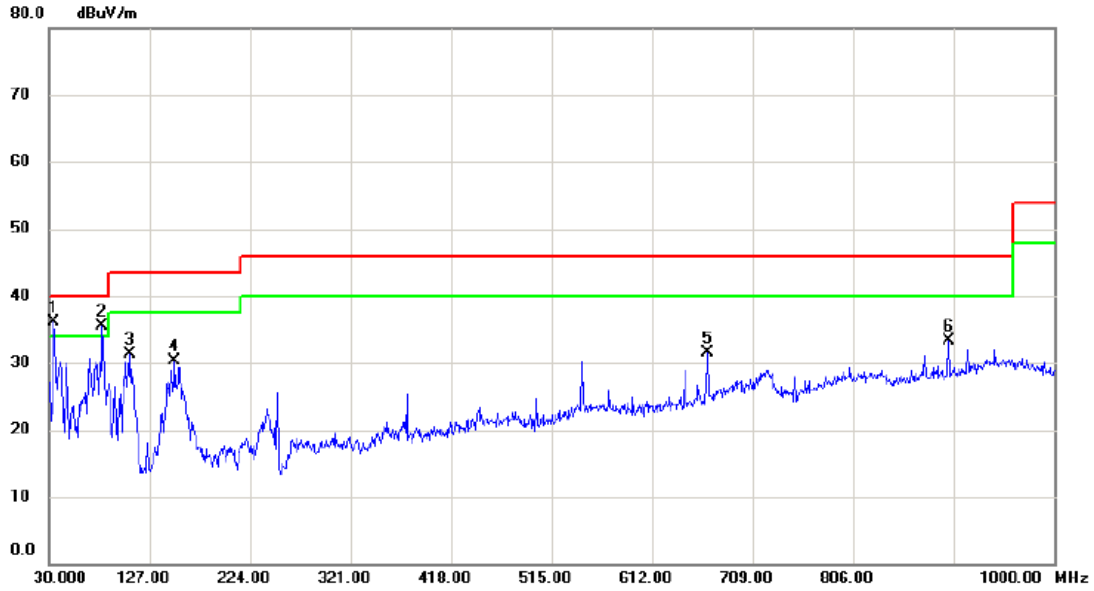
Horizontal



| No. | Freq. MHz | Reading Level dBuV/m | Correct Factor dB | Measure ment dBuV/m | Limit dBuV/m | Margin dB | Detector | Comment |
|-----|--------------|----------------------------|-------------------------|---------------------------|-----------------|--------------|----------|---------|
| 1 | 76.5600 | 44.69 | -18.47 | 26.22 | 40.00 | -13.78 | Peak | |
| 2 * | 108.5700 | 47.30 | -16.57 | 30.73 | 43.50 | -12.77 | Peak | |
| 3 | 155.1300 | 41.67 | -11.03 | 30.64 | 43.50 | -12.86 | Peak | |
| 4 | 239.5200 | 46.47 | -14.69 | 31.78 | 46.00 | -14.22 | Peak | |
| 5 | 874.8700 | 34.30 | -1.21 | 33.09 | 46.00 | -12.91 | Peak | |
| 6 | 951.5000 | 30.75 | 1.37 | 32.12 | 46.00 | -13.88 | Peak | |

Test Mode: UNII-2A/TX A Mode 5280MHz

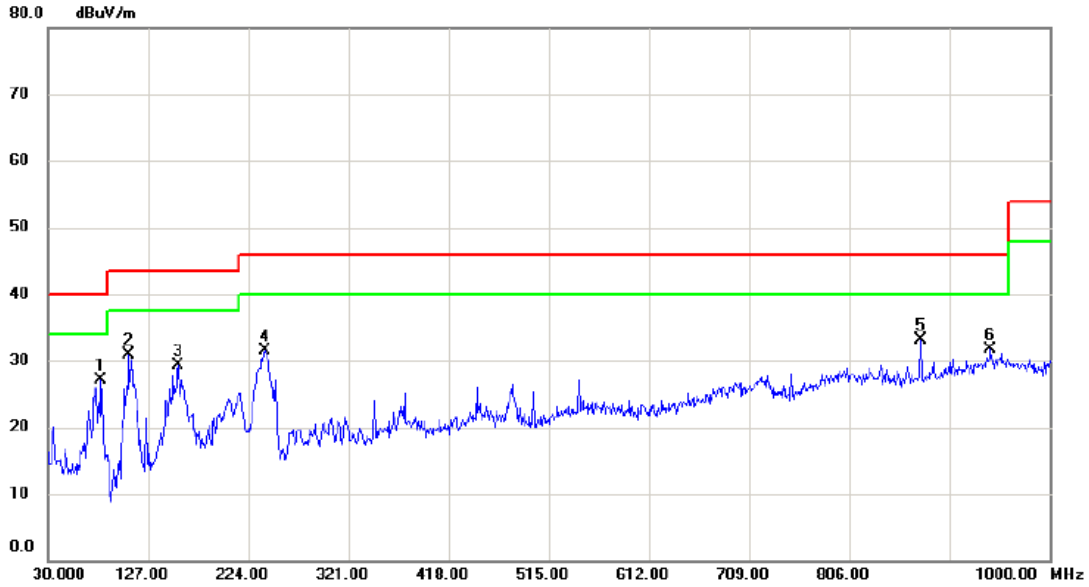
Vertical



| No. | Mk. | Freq. MHz | Reading Level dBuV | Correct Factor dB | Measure- ment dBuV/m | Limit dBuV/m | Margin dB | Detector | Comment |
|-----|-----|--------------|--------------------------|-------------------------|----------------------------|-----------------|--------------|----------|---------|
| 1 | * | 34.850 | 50.89 | -14.88 | 36.01 | 40.00 | -3.99 | peak | |
| 2 | ! | 81.410 | 54.16 | -18.73 | 35.43 | 40.00 | -4.57 | peak | |
| 3 | | 108.570 | 47.89 | -16.56 | 31.33 | 43.50 | -12.17 | peak | |
| 4 | | 151.250 | 41.77 | -11.39 | 30.38 | 43.50 | -13.12 | peak | |
| 5 | | 665.350 | 35.92 | -4.43 | 31.49 | 46.00 | -14.51 | peak | |
| 6 | | 898.150 | 34.03 | -0.64 | 33.39 | 46.00 | -12.61 | peak | |

Test Mode: UNII-2A/TX A Mode 5280MHz

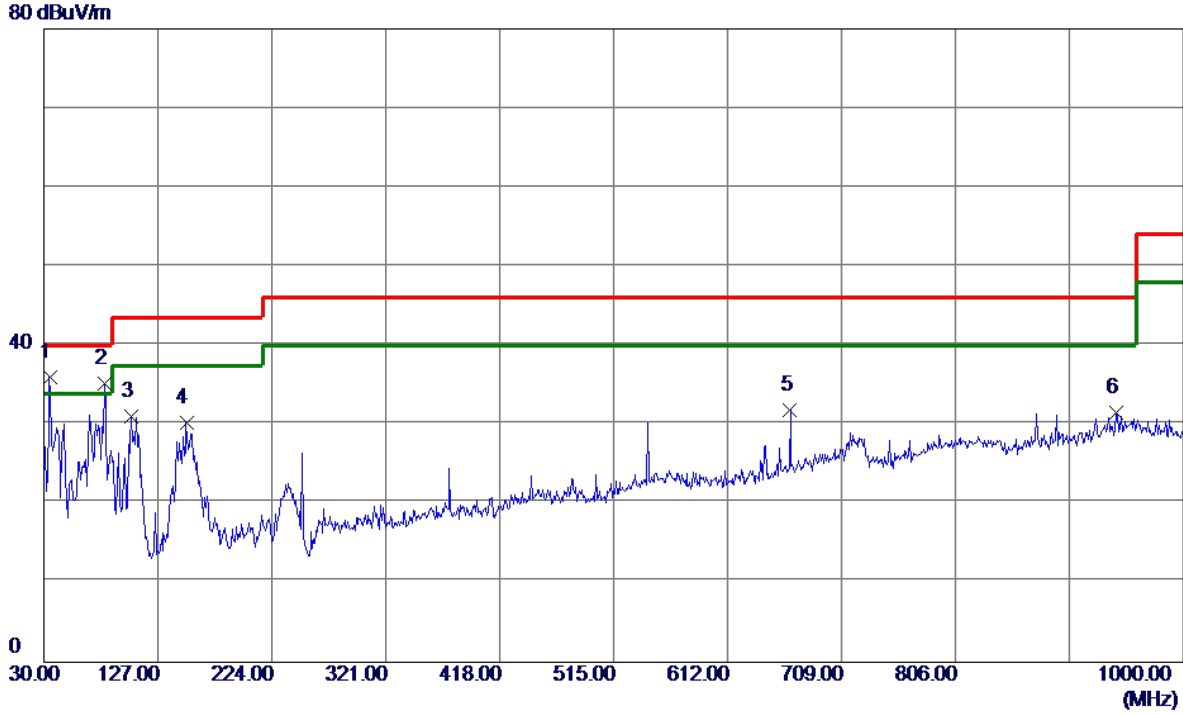
Horizontal



| No. | Mk. | Freq. MHz | Reading Level dBuV | Correct Factor dB | Measure- ment dBuV/m | Limit dBuV/m | Margin dB | Detector | Comment |
|-----|-----|--------------|--------------------------|-------------------------|----------------------------|-----------------|--------------|----------|---------|
| 1 | | 81.410 | 45.76 | -18.73 | 27.03 | 40.00 | -12.97 | peak | |
| 2 | * | 108.570 | 47.41 | -16.56 | 30.85 | 43.50 | -12.65 | peak | |
| 3 | | 156.100 | 40.17 | -10.94 | 29.23 | 43.50 | -14.27 | peak | |
| 4 | | 239.520 | 46.18 | -14.69 | 31.49 | 46.00 | -14.51 | peak | |
| 5 | | 874.870 | 34.39 | -1.21 | 33.18 | 46.00 | -12.82 | peak | |
| 6 | | 942.770 | 30.61 | 1.12 | 31.73 | 46.00 | -14.27 | peak | |

Test Mode: UNII-2A/TX A Mode 5320MHz

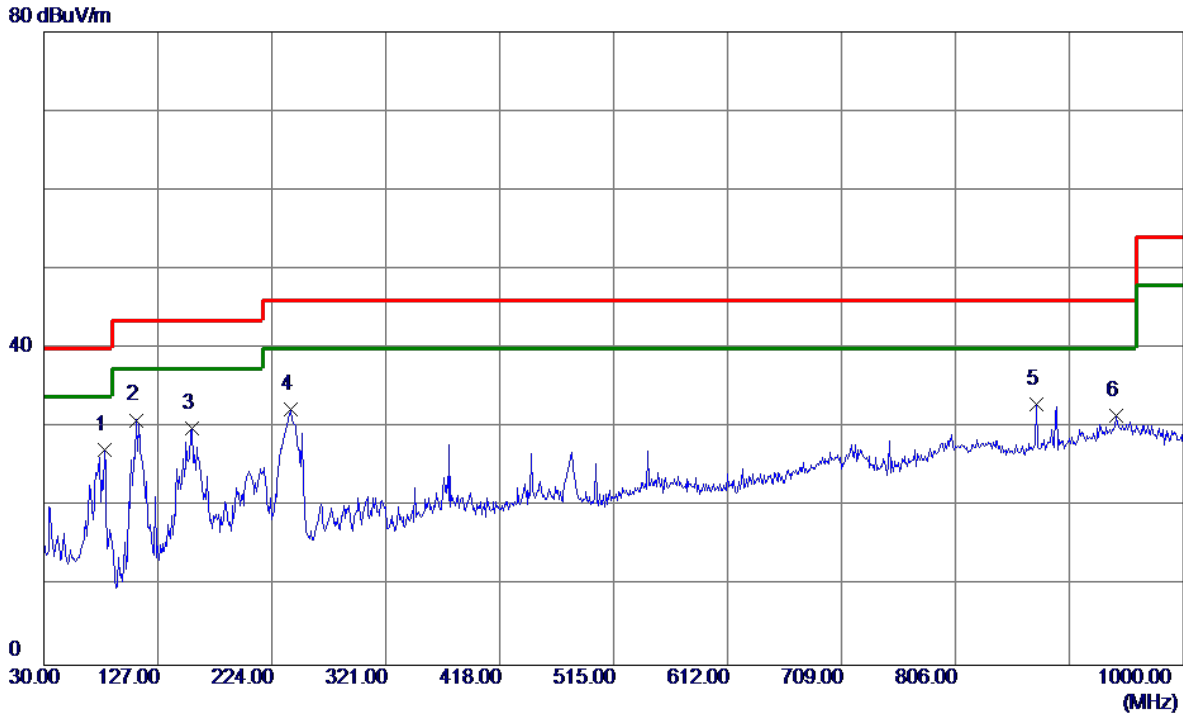
Vertical



| No. | Freq. MHz | Reading Level dBuV/m | Correct Factor dB | Measure ment dBuV/m | Limit dBuV/m | Margin dB | Detector | Comment |
|-----|--------------|----------------------------|-------------------------|---------------------------|-----------------|--------------|----------|---------|
| 1 * | 34.8500 | 50.93 | -14.89 | 36.04 | 40.00 | -3.96 | Peak | |
| 2 | 81.4100 | 53.86 | -18.73 | 35.13 | 40.00 | -4.87 | Peak | |
| 3 | 104.6900 | 48.37 | -17.34 | 31.03 | 43.50 | -12.47 | Peak | |
| 4 | 151.2500 | 41.68 | -11.38 | 30.30 | 43.50 | -13.20 | Peak | |
| 5 | 665.3500 | 36.21 | -4.43 | 31.78 | 46.00 | -14.22 | Peak | |
| 6 | 942.7700 | 30.44 | 1.12 | 31.56 | 46.00 | -14.44 | Peak | |

Test Mode: UNII-2A/TX A Mode 5320MHz

Horizontal

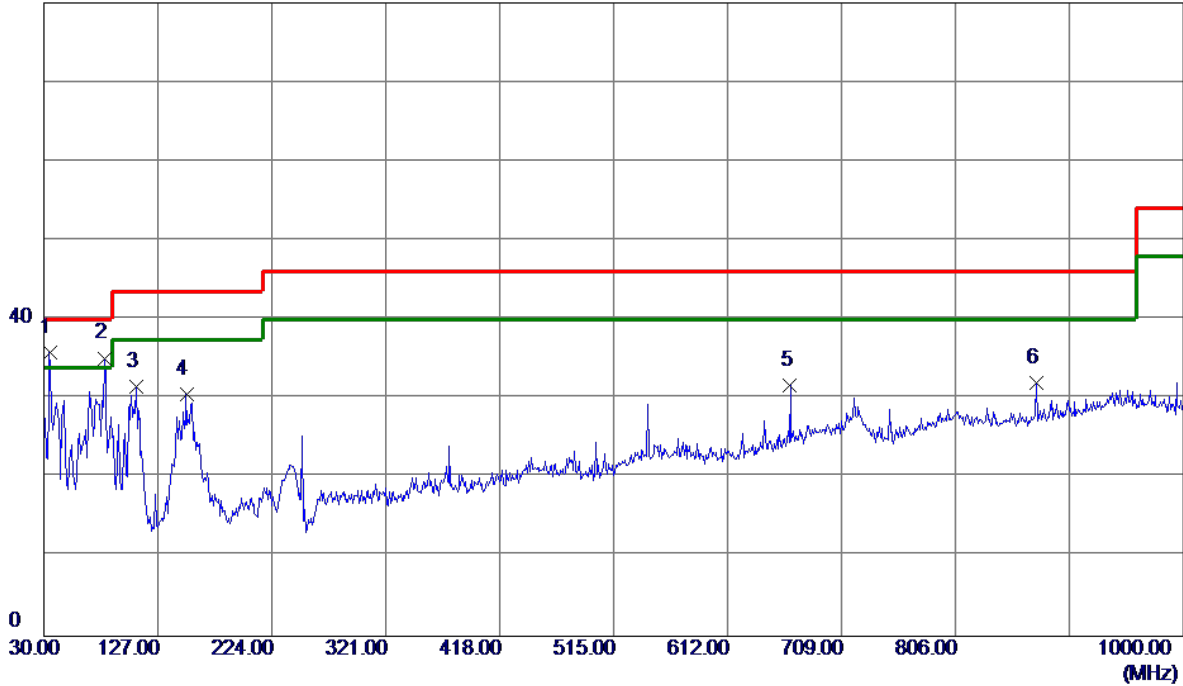


| No. | Freq. MHz | Reading Level dBuV/m | Correct Factor dB | Measure ment dBuV/m | Limit dBuV/m | Margin dB | Detector | Comment |
|-----|--------------|----------------------------|-------------------------|---------------------------|-----------------|--------------|----------|---------|
| 1 | 81.4100 | 45.89 | -18.73 | 27.16 | 40.00 | -12.84 | Peak | |
| 2 * | 108.5700 | 47.53 | -16.57 | 30.96 | 43.50 | -12.54 | Peak | |
| 3 | 156.1000 | 40.83 | -10.95 | 29.88 | 43.50 | -13.62 | Peak | |
| 4 | 240.4900 | 46.91 | -14.66 | 32.25 | 46.00 | -13.75 | Peak | |
| 5 | 874.8700 | 34.19 | -1.21 | 32.98 | 46.00 | -13.02 | Peak | |
| 6 | 942.7700 | 30.35 | 1.12 | 31.47 | 46.00 | -14.53 | Peak | |

Test Mode: UNII-2C/TX A Mode 5500MHz

Vertical

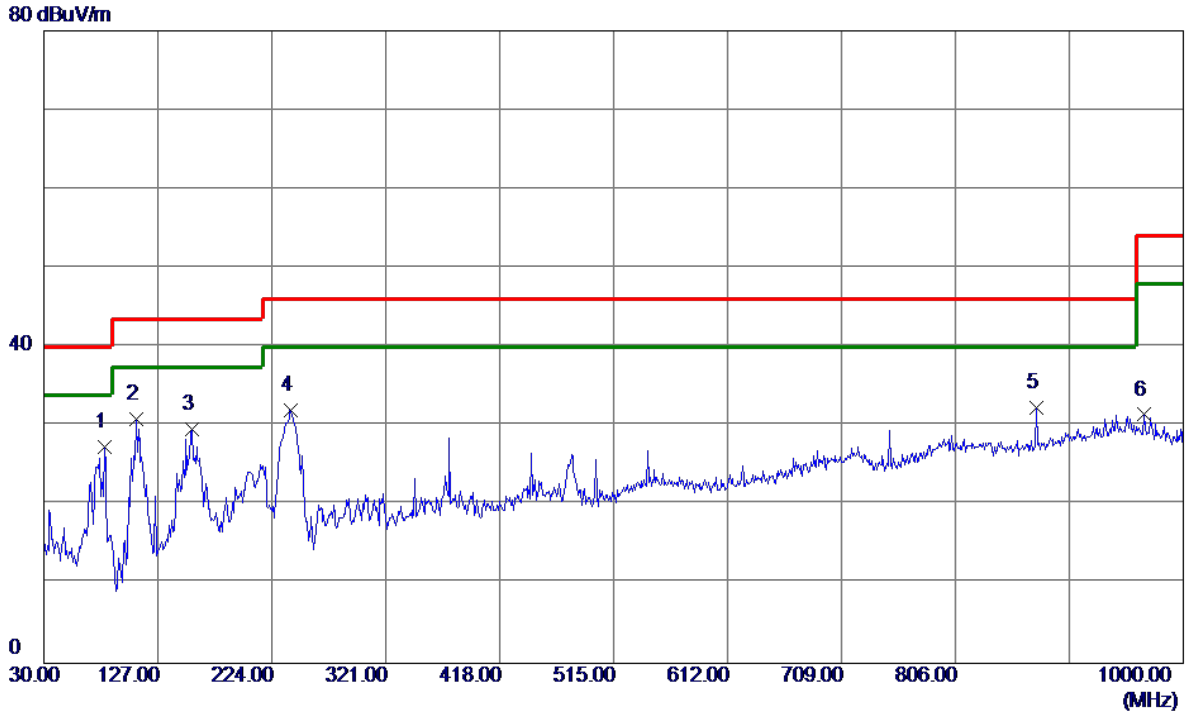
80 dBuV/m



| No. | Freq. MHz | Reading Level dBuV/m | Correct Factor dB | Measure ment dBuV/m | Limit dBuV/m | Margin dB | Detector | Comment |
|-----|--------------|----------------------------|-------------------------|---------------------------|-----------------|--------------|----------|---------|
| 1 * | 34.8500 | 50.74 | -14.89 | 35.85 | 40.00 | -4.15 | Peak | |
| 2 | 81.4100 | 53.85 | -18.73 | 35.12 | 40.00 | -4.88 | Peak | |
| 3 | 108.5700 | 48.09 | -16.57 | 31.52 | 43.50 | -11.98 | Peak | |
| 4 | 151.2500 | 41.92 | -11.38 | 30.54 | 43.50 | -12.96 | Peak | |
| 5 | 665.3500 | 36.11 | -4.43 | 31.68 | 46.00 | -14.32 | Peak | |
| 6 | 874.8700 | 33.22 | -1.21 | 32.01 | 46.00 | -13.99 | Peak | |

Test Mode: UNII-2C/TX A Mode 5500MHz

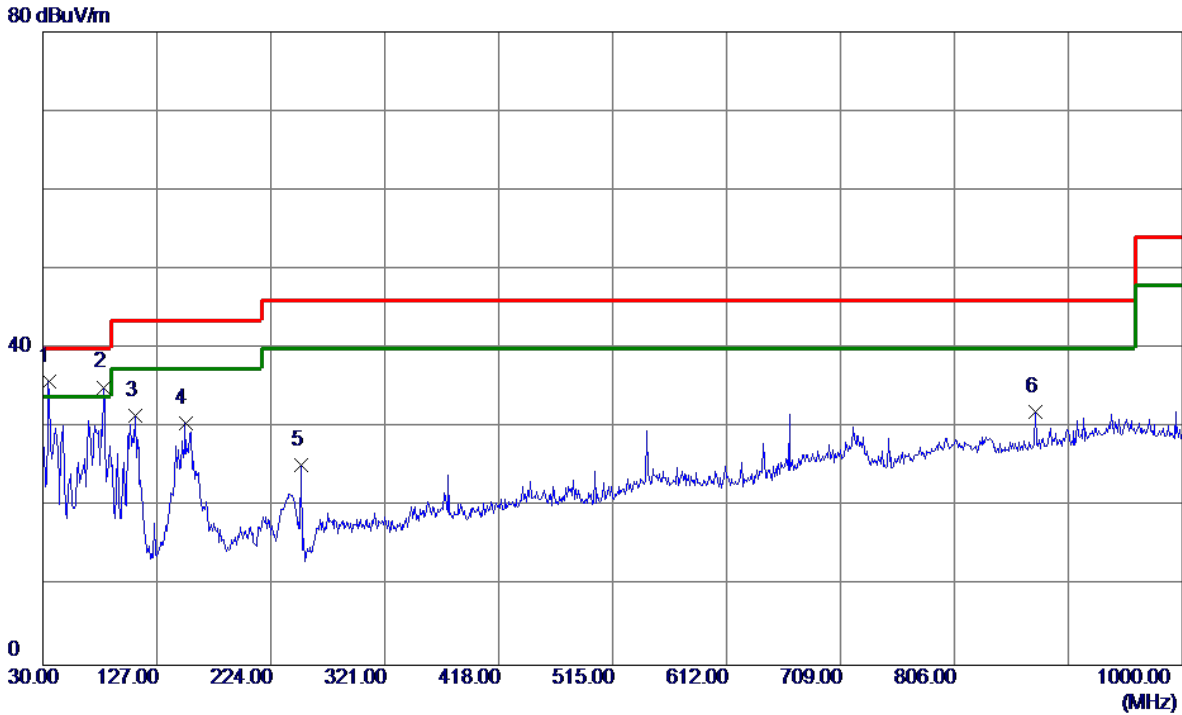
Horizontal



| No. | Freq. MHz | Reading Level dBuV/m | Correct Factor dB | Measure ment dBuV/m | Limit dBuV/m | Margin dB | Detector | Comment |
|-----|--------------|----------------------------|-------------------------|---------------------------|-----------------|--------------|----------|---------|
| 1 | 81.4100 | 46.04 | -18.73 | 27.31 | 40.00 | -12.69 | Peak | |
| 2 * | 108.5700 | 47.43 | -16.57 | 30.86 | 43.50 | -12.64 | Peak | |
| 3 | 156.1000 | 40.57 | -10.95 | 29.62 | 43.50 | -13.88 | Peak | |
| 4 | 240.4900 | 46.62 | -14.66 | 31.96 | 46.00 | -14.04 | Peak | |
| 5 | 874.8700 | 33.51 | -1.21 | 32.30 | 46.00 | -13.70 | Peak | |
| 6 | 967.0200 | 30.44 | 1.00 | 31.44 | 54.00 | -22.56 | Peak | |

Test Mode: UNII-2C/TX A Mode 5580MHz

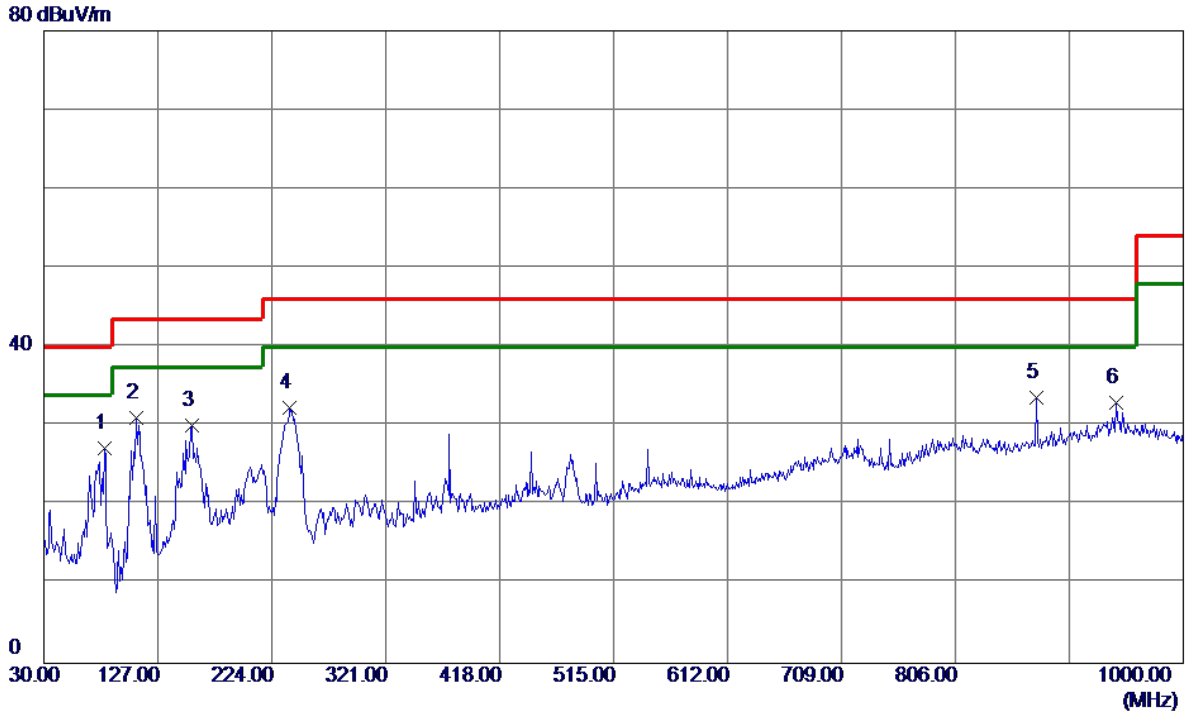
Vertical



| No. | Freq. MHz | Reading Level dBuV/m | Correct Factor dB | Measure ment dBuV/m | Limit dBuV/m | Margin dB | Detector | Comment |
|-----|--------------|----------------------------|-------------------------|---------------------------|-----------------|--------------|----------|---------|
| 1 * | 34.8500 | 50.74 | -14.89 | 35.85 | 40.00 | -4.15 | Peak | |
| 2 | 81.4100 | 53.85 | -18.73 | 35.12 | 40.00 | -4.88 | Peak | |
| 3 | 108.5700 | 48.09 | -16.57 | 31.52 | 43.50 | -11.98 | Peak | |
| 4 | 151.2500 | 41.92 | -11.38 | 30.54 | 43.50 | -12.96 | Peak | |
| 5 | 250.1900 | 39.52 | -14.28 | 25.24 | 46.00 | -20.76 | Peak | |
| 6 | 874.8700 | 33.22 | -1.21 | 32.01 | 46.00 | -13.99 | Peak | |

Test Mode: UNII-2C/TX A Mode 5580MHz

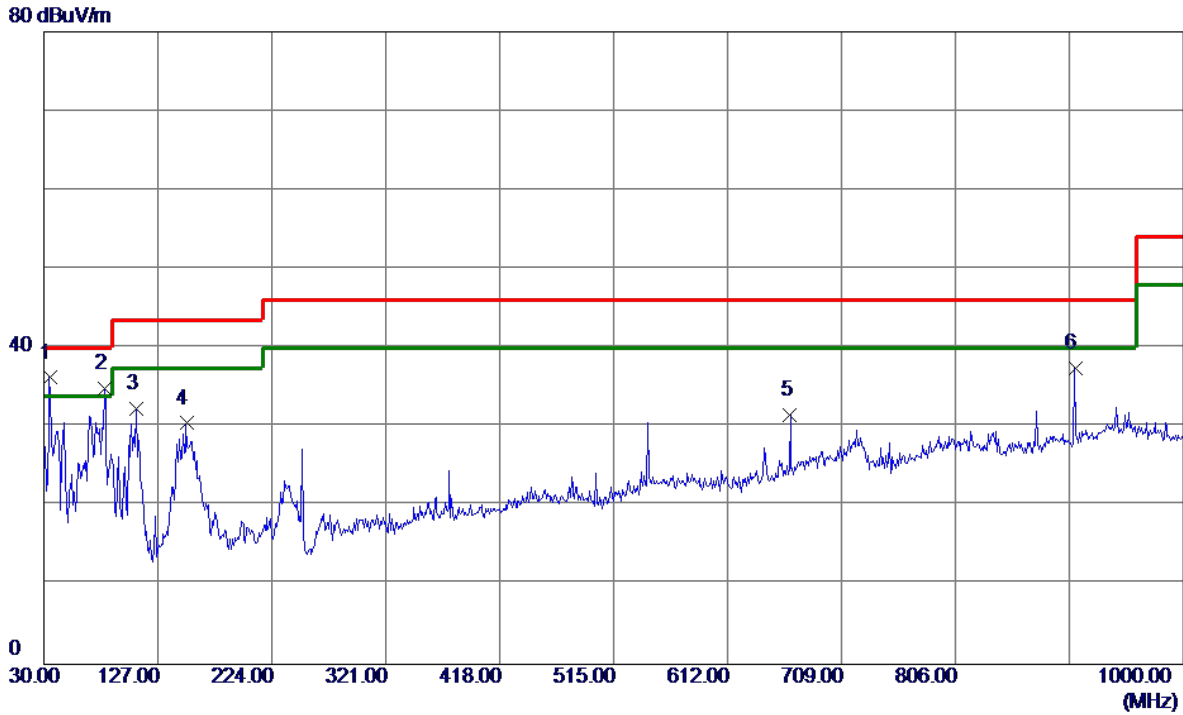
Horizontal



| No. | Freq. MHz | Reading Level dBuV/m | Correct Factor dB | Measure ment dBuV/m | Limit dBuV/m | Margin dB | Detector | Comment |
|-----|--------------|----------------------------|-------------------------|---------------------------|-----------------|--------------|----------|---------|
| 1 | 81.4100 | 45.90 | -18.73 | 27.17 | 40.00 | -12.83 | Peak | |
| 2 | 108.5700 | 47.60 | -16.57 | 31.03 | 43.50 | -12.47 | Peak | |
| 3 | 156.1000 | 40.96 | -10.95 | 30.01 | 43.50 | -13.49 | Peak | |
| 4 | 239.5200 | 47.04 | -14.69 | 32.35 | 46.00 | -13.65 | Peak | |
| 5 * | 874.8700 | 34.75 | -1.21 | 33.54 | 46.00 | -12.46 | Peak | |
| 6 | 942.7700 | 31.82 | 1.12 | 32.94 | 46.00 | -13.06 | Peak | |

Test Mode: UNII-2C/TX A Mode 5700MHz

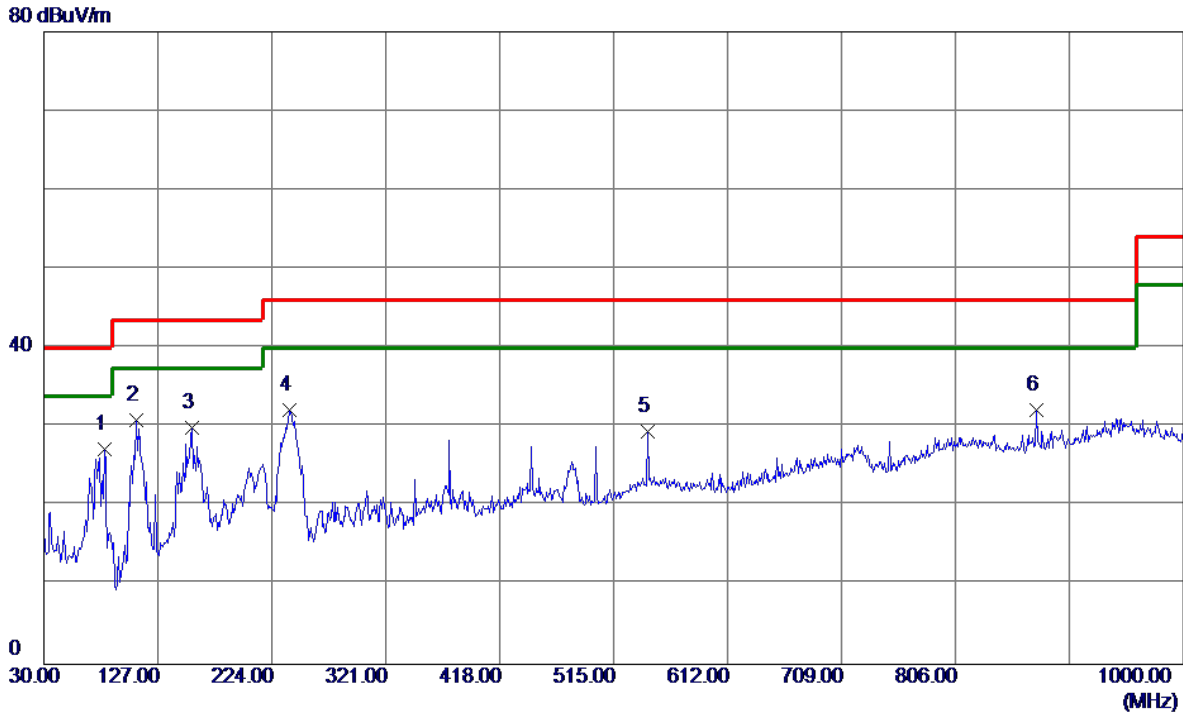
Vertical



| No. | Freq. MHz | Reading Level dBuV/m | Correct Factor dB | Measure ment dBuV/m | Limit dBuV/m | Margin dB | Detector | Comment |
|-----|--------------|----------------------------|-------------------------|---------------------------|-----------------|--------------|----------|---------|
| 1 * | 34.8500 | 51.13 | -14.89 | 36.24 | 40.00 | -3.76 | Peak | |
| 2 | 81.4100 | 53.61 | -18.73 | 34.88 | 40.00 | -5.12 | Peak | |
| 3 | 108.5700 | 48.86 | -16.57 | 32.29 | 43.50 | -11.21 | Peak | |
| 4 | 151.2500 | 41.86 | -11.38 | 30.48 | 43.50 | -13.02 | Peak | |
| 5 | 665.3500 | 36.00 | -4.43 | 31.57 | 46.00 | -14.43 | Peak | |
| 6 | 907.8500 | 37.77 | -0.28 | 37.49 | 46.00 | -8.51 | Peak | |

Test Mode: UNII-2C/TX A Mode 5700MHz

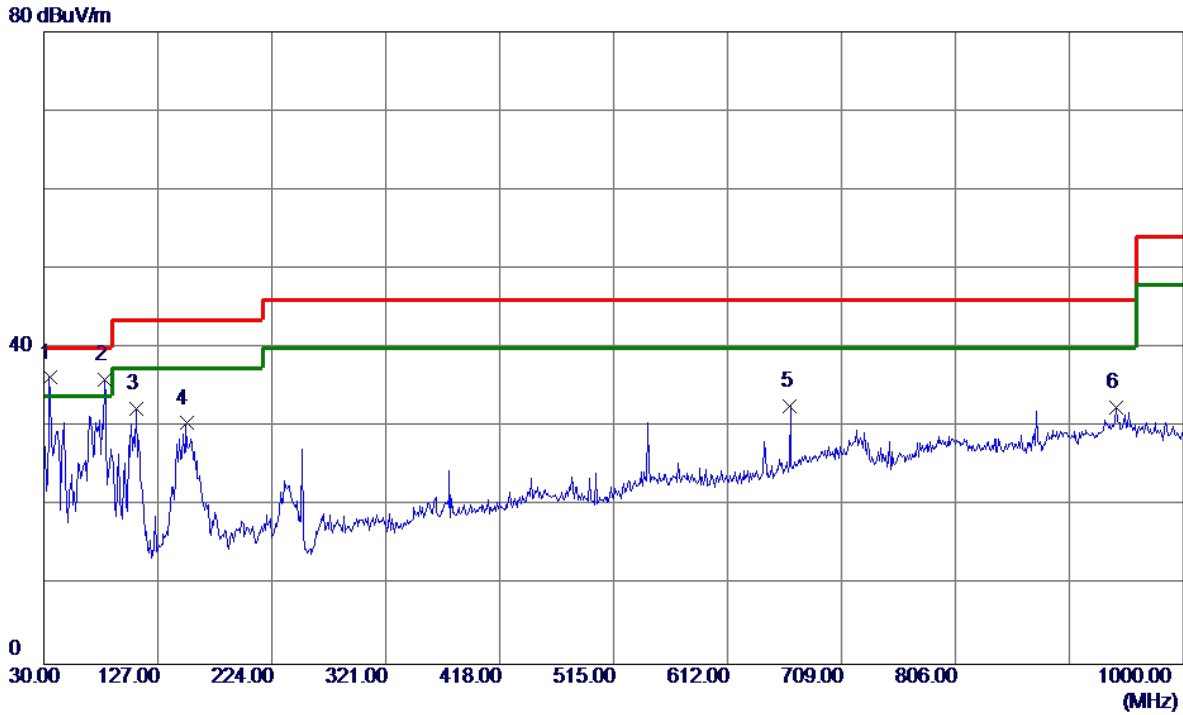
Horizontal



| No. | Freq. MHz | Reading Level dBuV/m | Correct Factor dB | Measure ment dBuV/m | Limit dBuV/m | Margin dB | Detector | Comment |
|-----|--------------|----------------------------|-------------------------|---------------------------|-----------------|--------------|----------|---------|
| 1 | 81.4100 | 45.98 | -18.73 | 27.25 | 40.00 | -12.75 | Peak | |
| 2 * | 108.5700 | 47.46 | -16.57 | 30.89 | 43.50 | -12.61 | Peak | |
| 3 | 156.1000 | 40.85 | -10.95 | 29.90 | 43.50 | -13.60 | Peak | |
| 4 | 239.5200 | 46.85 | -14.69 | 32.16 | 46.00 | -13.84 | Peak | |
| 5 | 544.1000 | 35.19 | -5.82 | 29.37 | 46.00 | -16.63 | Peak | |
| 6 | 874.8700 | 33.40 | -1.21 | 32.19 | 46.00 | -13.81 | Peak | |

Test Mode: UNII-3/TX A Mode 5745MHz

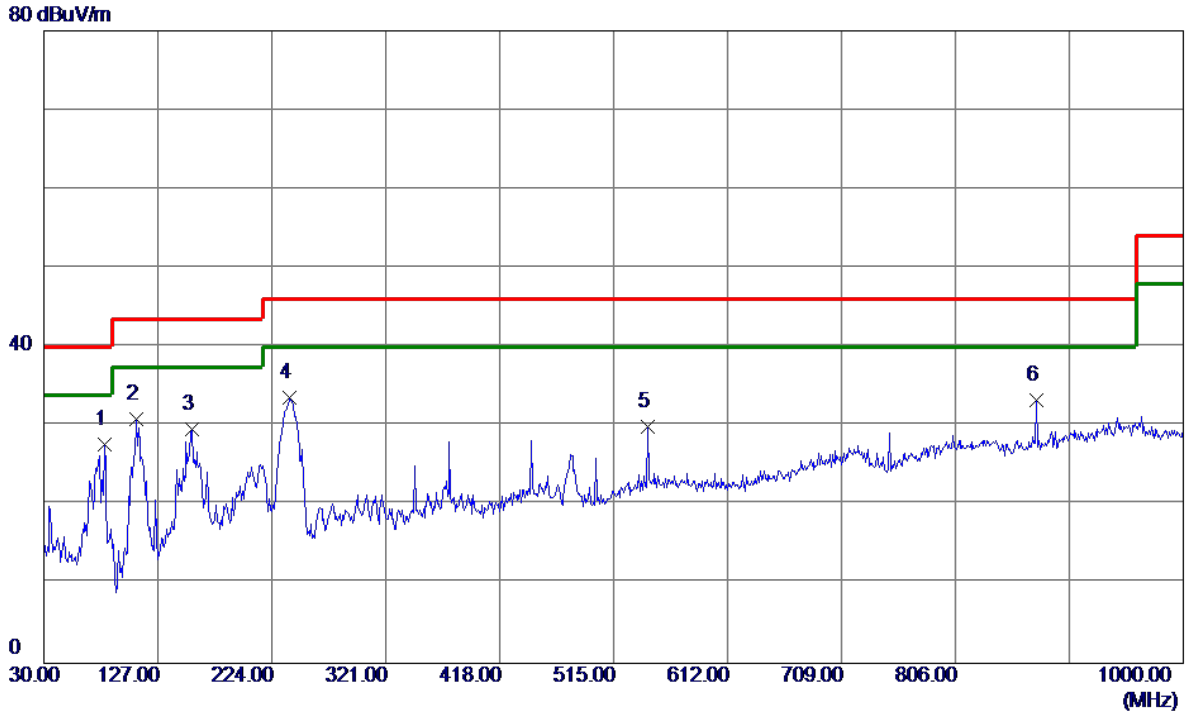
Vertical



| No. | Freq. MHz | Reading Level dBuV/m | Correct Factor dB | Measure ment dBuV/m | Limit dBuV/m | Margin dB | Detector | Comment |
|-----|--------------|----------------------------|-------------------------|---------------------------|-----------------|--------------|----------|---------|
| 1 * | 34.8500 | 51.13 | -14.89 | 36.24 | 40.00 | -3.76 | Peak | |
| 2 | 81.4100 | 54.66 | -18.73 | 35.93 | 40.00 | -4.07 | Peak | |
| 3 | 108.5700 | 48.86 | -16.57 | 32.29 | 43.50 | -11.21 | Peak | |
| 4 | 151.2500 | 41.86 | -11.38 | 30.48 | 43.50 | -13.02 | Peak | |
| 5 | 665.3500 | 37.10 | -4.43 | 32.67 | 46.00 | -13.33 | Peak | |
| 6 | 942.7700 | 31.38 | 1.12 | 32.50 | 46.00 | -13.50 | Peak | |

Test Mode: UNII-3/TX A Mode 5745MHz

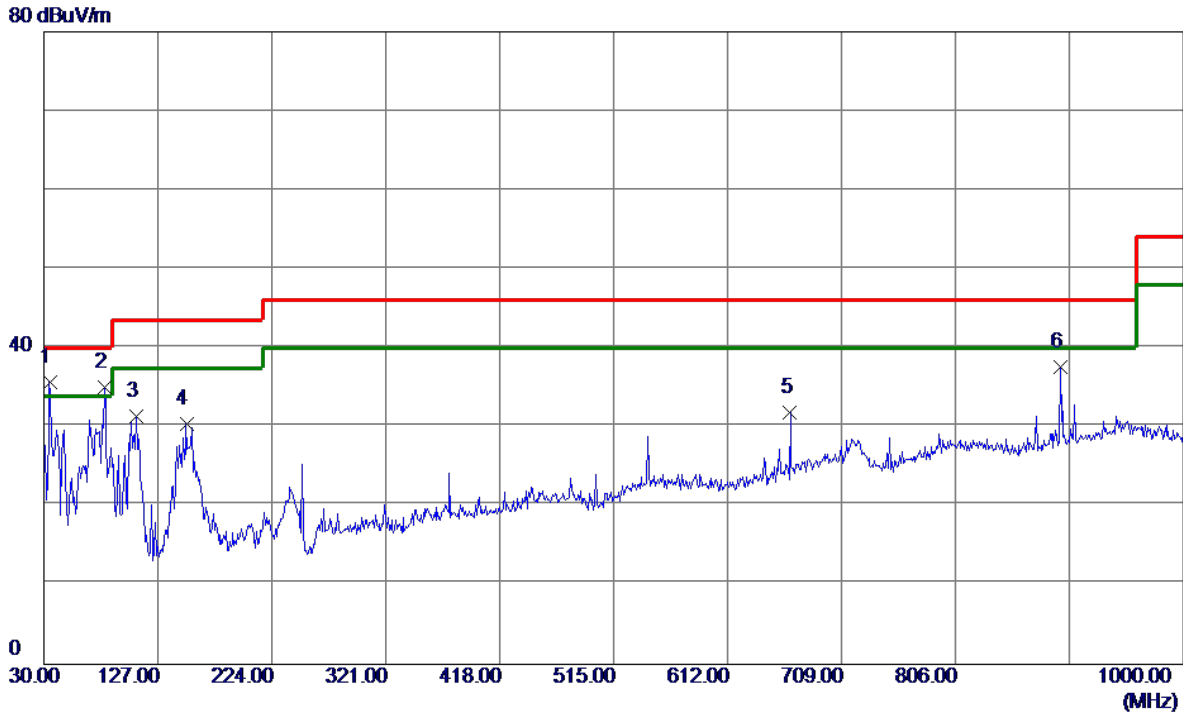
Horizontal



| No. | Freq. MHz | Reading Level dBuV/m | Correct Factor dB | Measure ment dBuV/m | Limit dBuV/m | Margin dB | Detector | Comment |
|-----|--------------|----------------------------|-------------------------|---------------------------|-----------------|--------------|----------|---------|
| 1 | 81.4100 | 46.35 | -18.73 | 27.62 | 40.00 | -12.38 | Peak | |
| 2 | 108.5700 | 47.39 | -16.57 | 30.82 | 43.50 | -12.68 | Peak | |
| 3 | 156.1000 | 40.49 | -10.95 | 29.54 | 43.50 | -13.96 | Peak | |
| 4 * | 239.5200 | 48.32 | -14.69 | 33.63 | 46.00 | -12.37 | Peak | |
| 5 | 544.1000 | 35.80 | -5.82 | 29.98 | 46.00 | -16.02 | Peak | |
| 6 | 874.8700 | 34.42 | -1.21 | 33.21 | 46.00 | -12.79 | Peak | |

Test Mode: UNII-3/TX A Mode 5785MHz

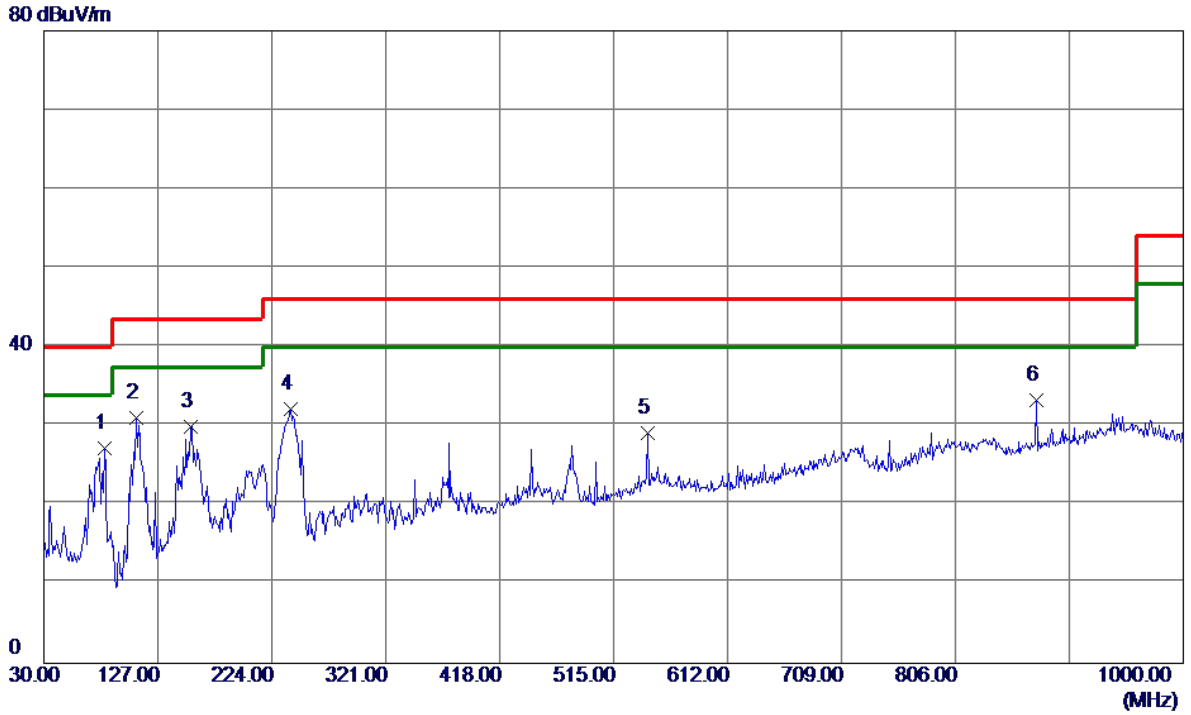
Vertical



| No. | Freq. MHz | Reading Level dBuV/m | Correct Factor dB | Measure ment dBuV/m | Limit dBuV/m | Margin dB | Detector | Comment |
|-----|--------------|----------------------------|-------------------------|---------------------------|-----------------|--------------|----------|---------|
| 1 * | 34.8500 | 50.59 | -14.89 | 35.70 | 40.00 | -4.30 | Peak | |
| 2 | 81.4100 | 53.76 | -18.73 | 35.03 | 40.00 | -4.97 | Peak | |
| 3 | 108.5700 | 47.87 | -16.57 | 31.30 | 43.50 | -12.20 | Peak | |
| 4 | 151.2500 | 41.71 | -11.38 | 30.33 | 43.50 | -13.17 | Peak | |
| 5 | 665.3500 | 36.27 | -4.43 | 31.84 | 46.00 | -14.16 | Peak | |
| 6 | 895.2400 | 38.36 | -0.72 | 37.64 | 46.00 | -8.36 | Peak | |

Test Mode: UNII-3/TX A Mode 5785MHz

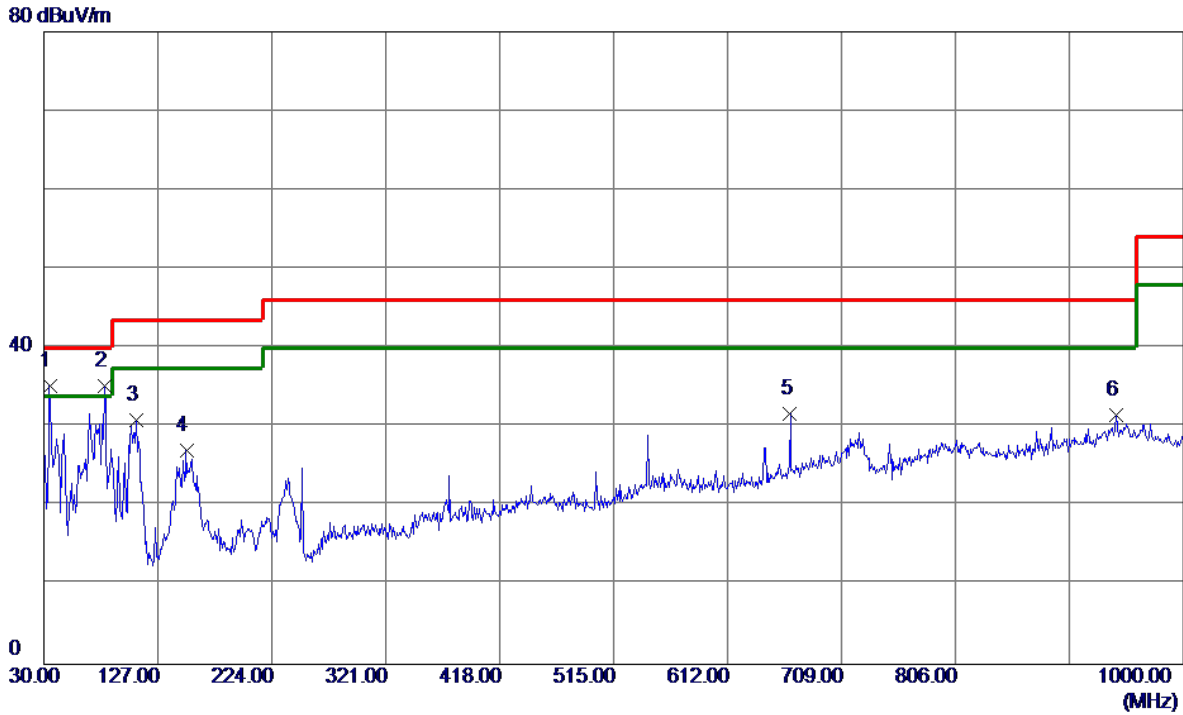
Horizontal



| No. | Freq. MHz | Reading Level dBuV/m | Correct Factor dB | Measure ment dBuV/m | Limit dBuV/m | Margin dB | Detector | Comment |
|-----|--------------|----------------------------|-------------------------|---------------------------|-----------------|--------------|----------|---------|
| 1 | 81.4100 | 45.88 | -18.73 | 27.15 | 40.00 | -12.85 | Peak | |
| 2 * | 108.5700 | 47.55 | -16.57 | 30.98 | 43.50 | -12.52 | Peak | |
| 3 | 155.1300 | 41.02 | -11.03 | 29.99 | 43.50 | -13.51 | Peak | |
| 4 | 240.4900 | 46.78 | -14.66 | 32.12 | 46.00 | -13.88 | Peak | |
| 5 | 544.1000 | 34.92 | -5.82 | 29.10 | 46.00 | -16.90 | Peak | |
| 6 | 874.8700 | 34.54 | -1.21 | 33.33 | 46.00 | -12.67 | Peak | |

Test Mode: UNII-3/TX A Mode 5825MHz

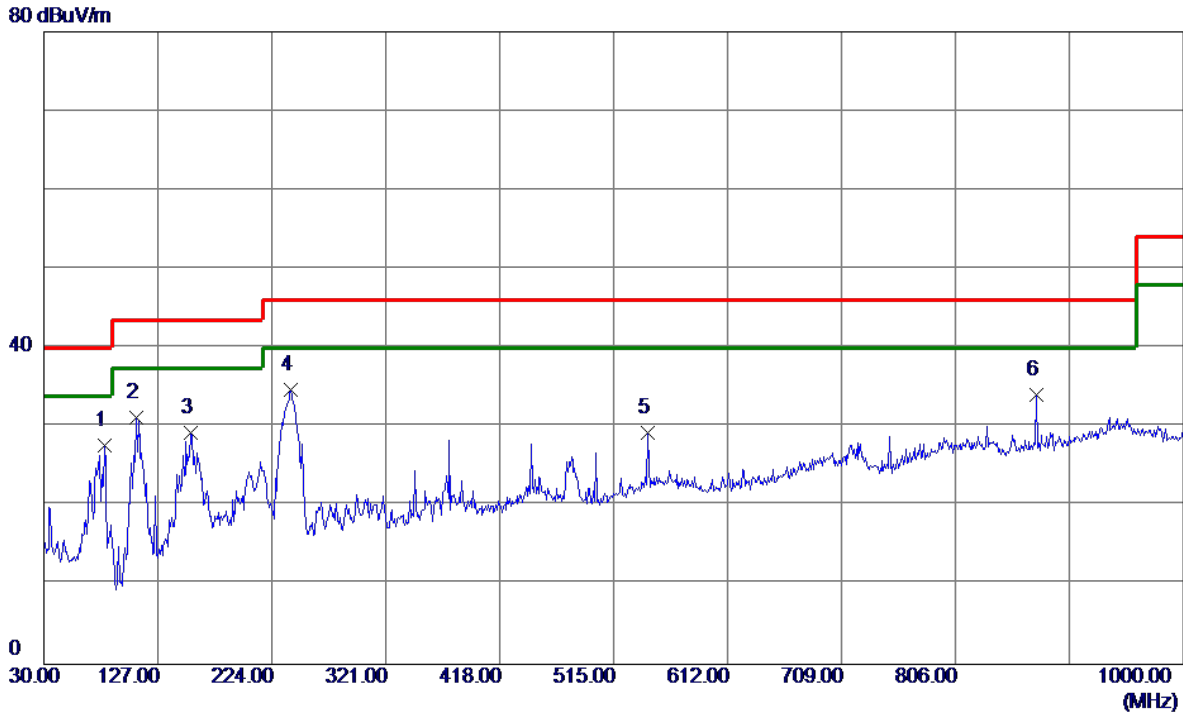
Vertical



| No. | Freq. MHz | Reading Level dBuV/m | Correct Factor dB | Measure ment dBuV/m | Limit dBuV/m | Margin dB | Detector | Comment |
|-----|--------------|----------------------------|-------------------------|---------------------------|-----------------|--------------|----------|---------|
| 1 | 34.8500 | 50.06 | -14.89 | 35.17 | 40.00 | -4.83 | Peak | |
| 2 * | 81.4100 | 53.96 | -18.73 | 35.23 | 40.00 | -4.77 | Peak | |
| 3 | 108.5700 | 47.48 | -16.57 | 30.91 | 43.50 | -12.59 | Peak | |
| 4 | 151.2500 | 38.45 | -11.38 | 27.07 | 43.50 | -16.43 | Peak | |
| 5 | 665.3500 | 36.06 | -4.43 | 31.63 | 46.00 | -14.37 | Peak | |
| 6 | 942.7700 | 30.33 | 1.12 | 31.45 | 46.00 | -14.55 | Peak | |

Test Mode: UNII-3/TX A Mode 5825MHz

Horizontal



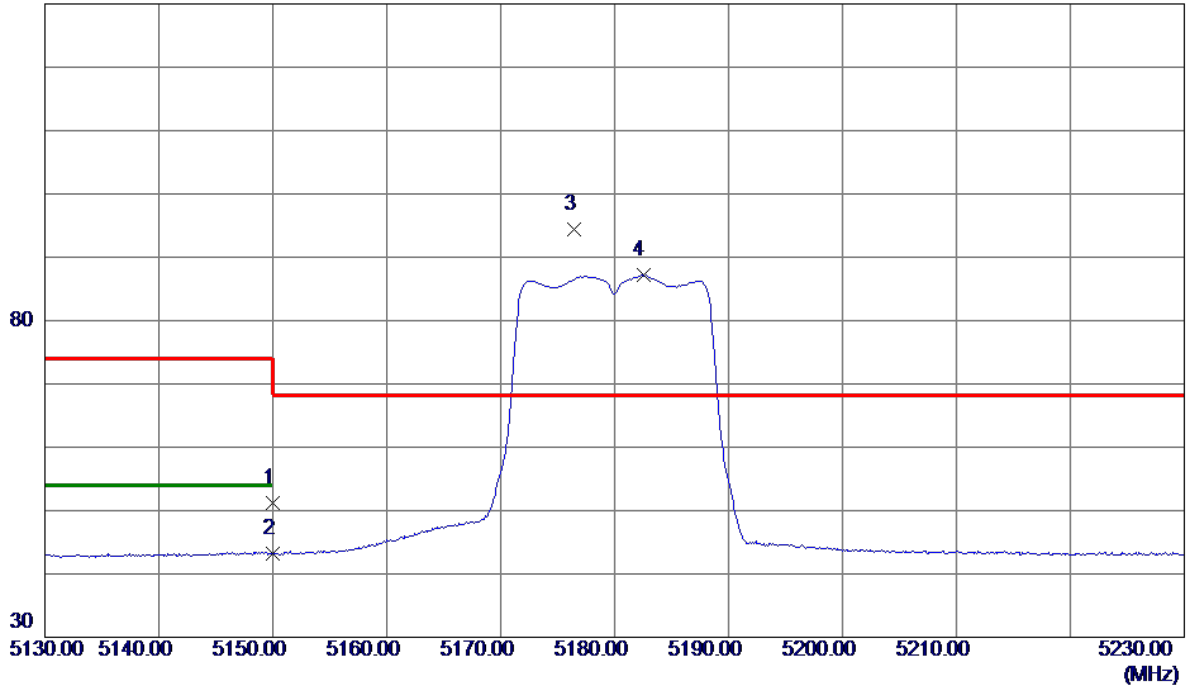
| No. | Freq. MHz | Reading Level dBuV/m | Correct Factor dB | Measure ment dBuV/m | Limit dBuV/m | Margin dB | Detector | Comment |
|-----|--------------|----------------------------|-------------------------|---------------------------|-----------------|--------------|----------|---------|
| 1 | 81.4100 | 46.44 | -18.73 | 27.71 | 40.00 | -12.29 | Peak | |
| 2 | 108.5700 | 47.70 | -16.57 | 31.13 | 43.50 | -12.37 | Peak | |
| 3 | 155.1300 | 40.33 | -11.03 | 29.30 | 43.50 | -14.20 | Peak | |
| 4 * | 240.4900 | 49.35 | -14.66 | 34.69 | 46.00 | -11.31 | Peak | |
| 5 | 544.1000 | 35.07 | -5.82 | 29.25 | 46.00 | -16.75 | Peak | |
| 6 | 874.8700 | 35.30 | -1.21 | 34.09 | 46.00 | -11.91 | Peak | |

APPENDIX C - RADIATED EMISSION (ABOVE 1000MHZ)

| | |
|------------------|---------------------------|
| Orthogonal Axis: | X |
| Test Mode: | UNII-1/ TX A Mode 5180MHz |

Vertical

130 dBuV/m

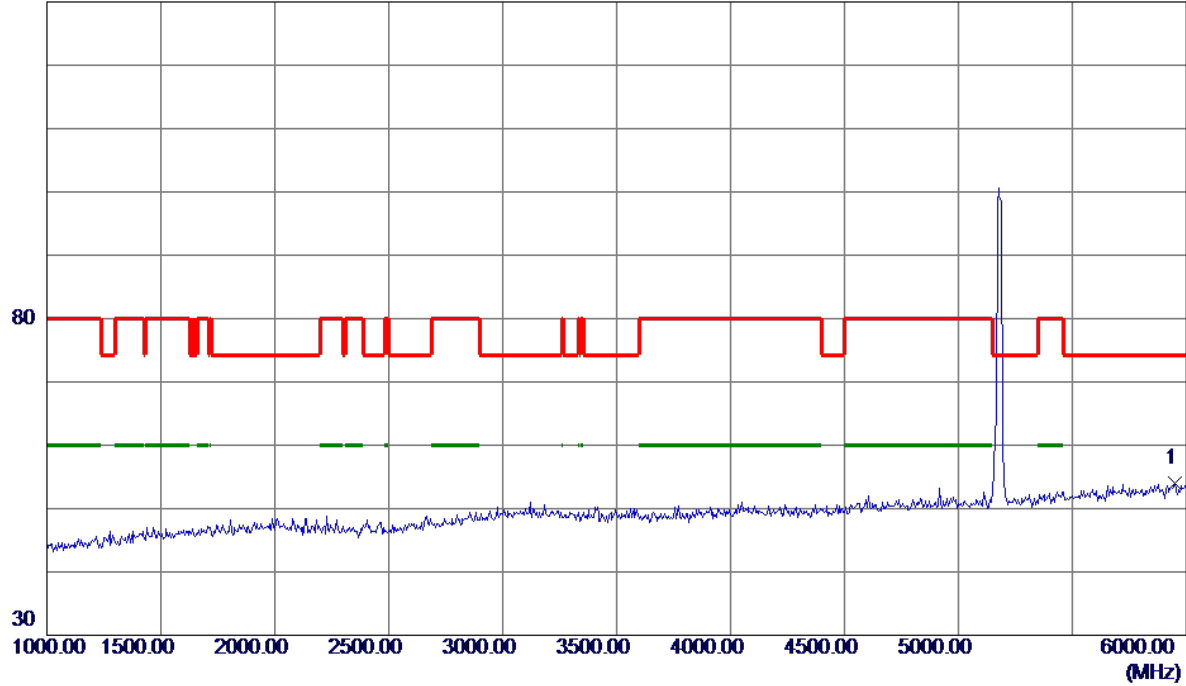


| No. | Freq. MHz | Reading Level dBuV/m | Correct Factor dB | Measure ment dBuV/m | Limit dBuV/m | Margin dB | Detector | Comment |
|-----|--------------|----------------------------|-------------------------|---------------------------|-----------------|--------------|----------|----------|
| 1 | 5150.0000 | 30.22 | 21.03 | 51.25 | 74.00 | -22.75 | Peak | |
| 2 | 5150.0000 | 22.14 | 21.03 | 43.17 | 54.00 | -10.83 | AVG | |
| 3 * | 5176.4000 | 73.31 | 21.13 | 94.44 | 68.30 | 26.14 | Peak | No Limit |
| 4 | 5182.5000 | 66.03 | 21.15 | 87.18 | 999.00 | -911.82 | AVG | No Limit |

| | |
|------------------|---------------------------|
| Orthogonal Axis: | X |
| Test Mode: | UNII-1/ TX A Mode 5180MHz |

Vertical

130 dBuV/m

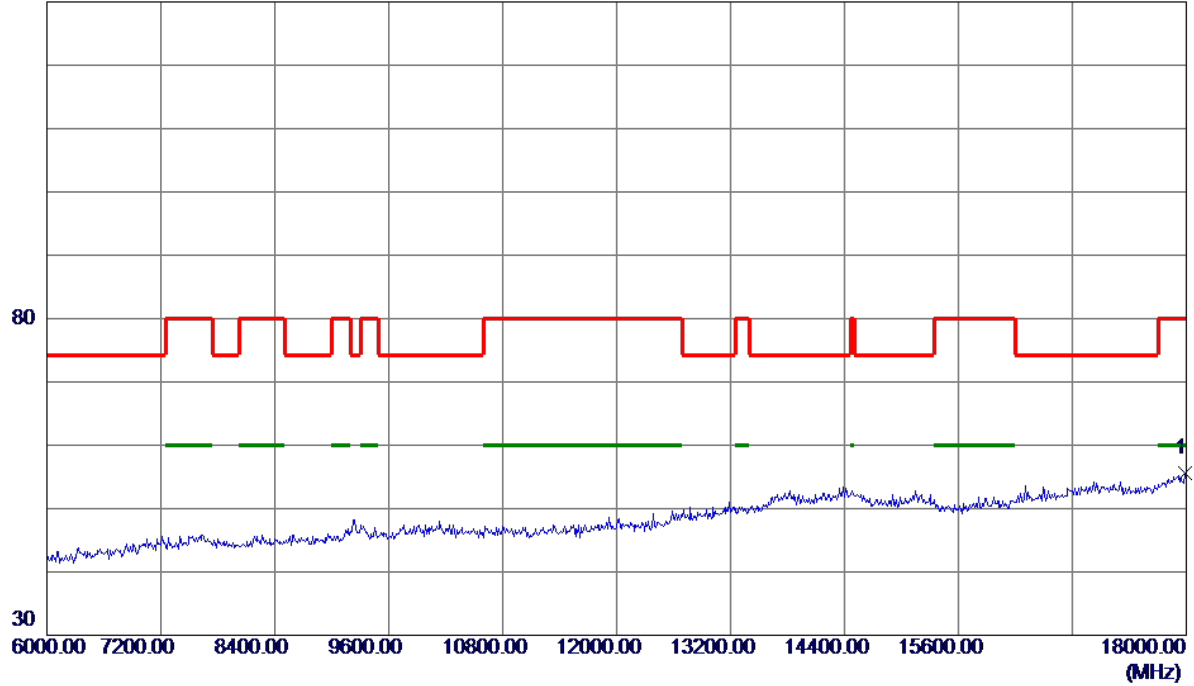


| No. | Freq. MHz | Reading Level dBuV/m | Correct Factor dB | Measure ment dBuV/m | Limit dBuV/m | Margin dB | Detector | Comment |
|-----|--------------|----------------------------|-------------------------|---------------------------|-----------------|--------------|----------|---------|
| 1 * | 5950.0000 | 34.84 | 19.23 | 54.07 | 74.30 | -20.23 | Peak | |

| | |
|------------------|---------------------------|
| Orthogonal Axis: | X |
| Test Mode: | UNII-1/ TX A Mode 5180MHz |

Vertical

130 dBuV/m

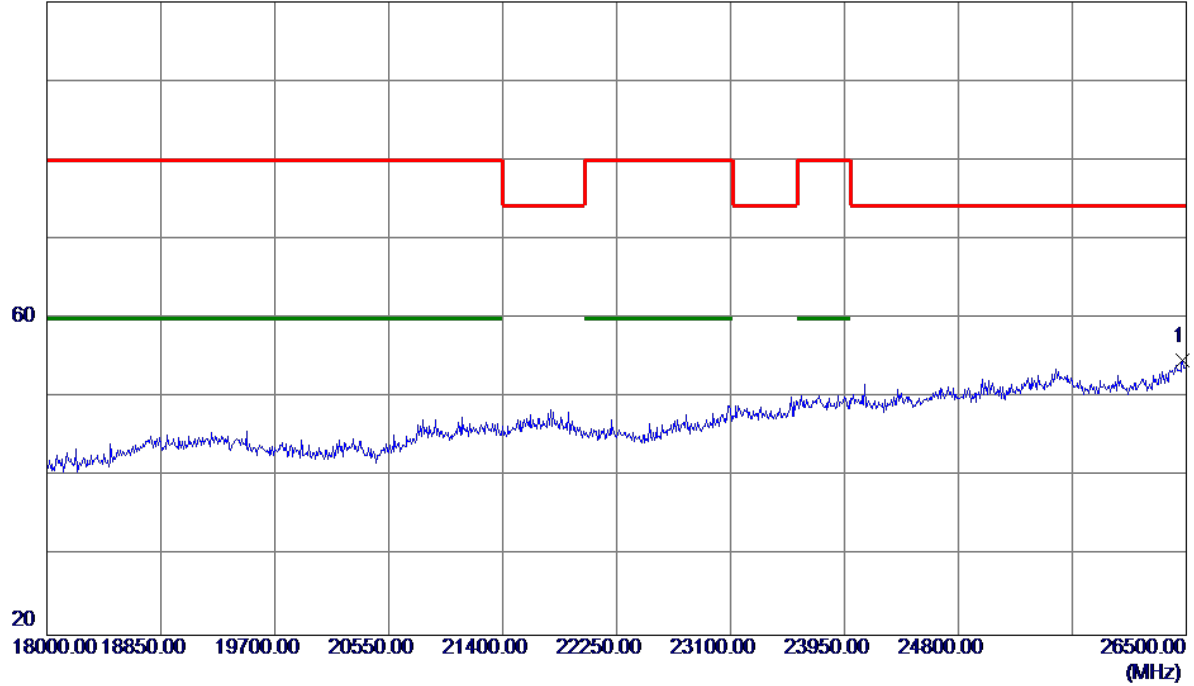


| No. | Freq. MHz | Reading Level dBuV/m | Correct Factor dB | Measure ment dBuV/m | Limit dBuV/m | Margin dB | Detector | Comment |
|-----|--------------|----------------------------|-------------------------|---------------------------|-----------------|--------------|----------|---------|
| 1 * | 17988.0000 | 26.49 | 29.12 | 55.61 | 80.00 | -24.39 | Peak | |

| | |
|------------------|---------------------------|
| Orthogonal Axis: | X |
| Test Mode: | UNII-1/ TX A Mode 5180MHz |

Vertical

100 dBuV/m

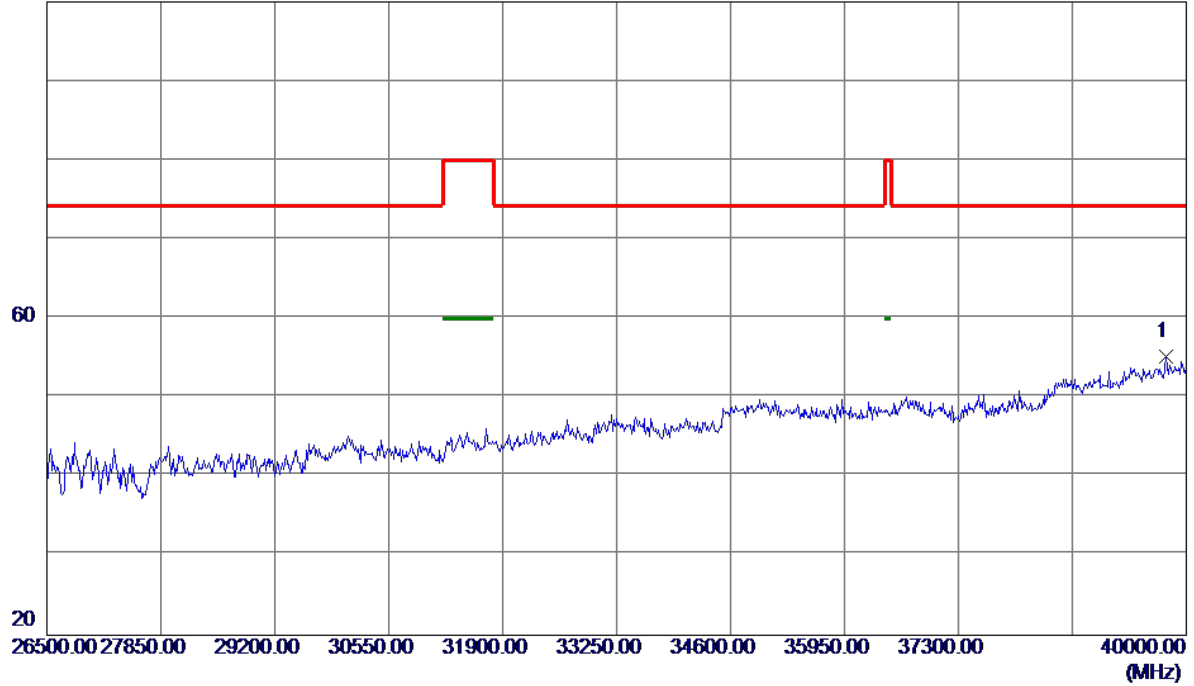


| No. | Freq. MHz | Reading Level dBuV/m | Correct Factor dB | Measure ment dBuV/m | Limit dBuV/m | Margin dB | Detector | Comment |
|-----|--------------|----------------------------|-------------------------|---------------------------|-----------------|--------------|----------|---------|
| 1 * | 26474.5000 | 28.65 | 25.99 | 54.64 | 74.30 | -19.66 | Peak | |

| | |
|------------------|---------------------------|
| Orthogonal Axis: | X |
| Test Mode: | UNII-1/ TX A Mode 5180MHz |

Vertical

100 dBuV/m

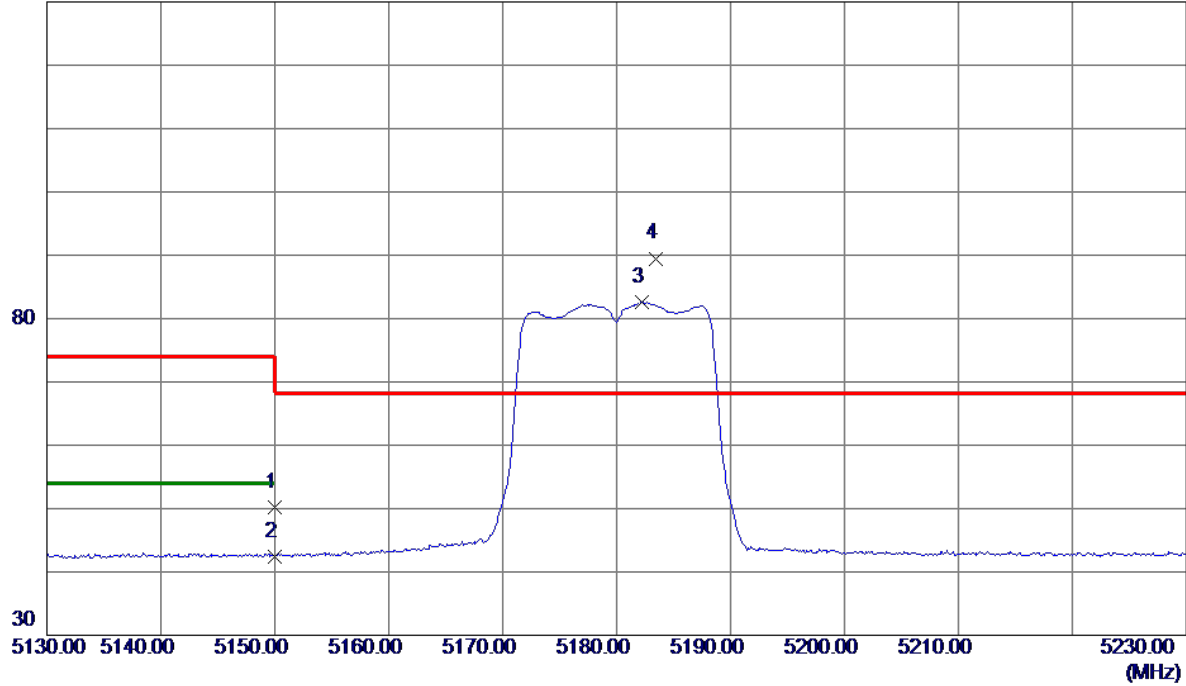


| No. | Freq. MHz | Reading Level dBuV/m | Correct Factor dB | Measure ment dBuV/m | Limit dBuV/m | Margin dB | Detector | Comment |
|-----|--------------|----------------------------|-------------------------|---------------------------|-----------------|--------------|----------|---------|
| 1 * | 39757.0000 | 39.68 | 15.50 | 55.18 | 74.30 | -19.12 | Peak | |

| | |
|------------------|---------------------------|
| Orthogonal Axis: | X |
| Test Mode: | UNII-1/ TX A Mode 5180MHz |

Horizontal

130 dBuV/m

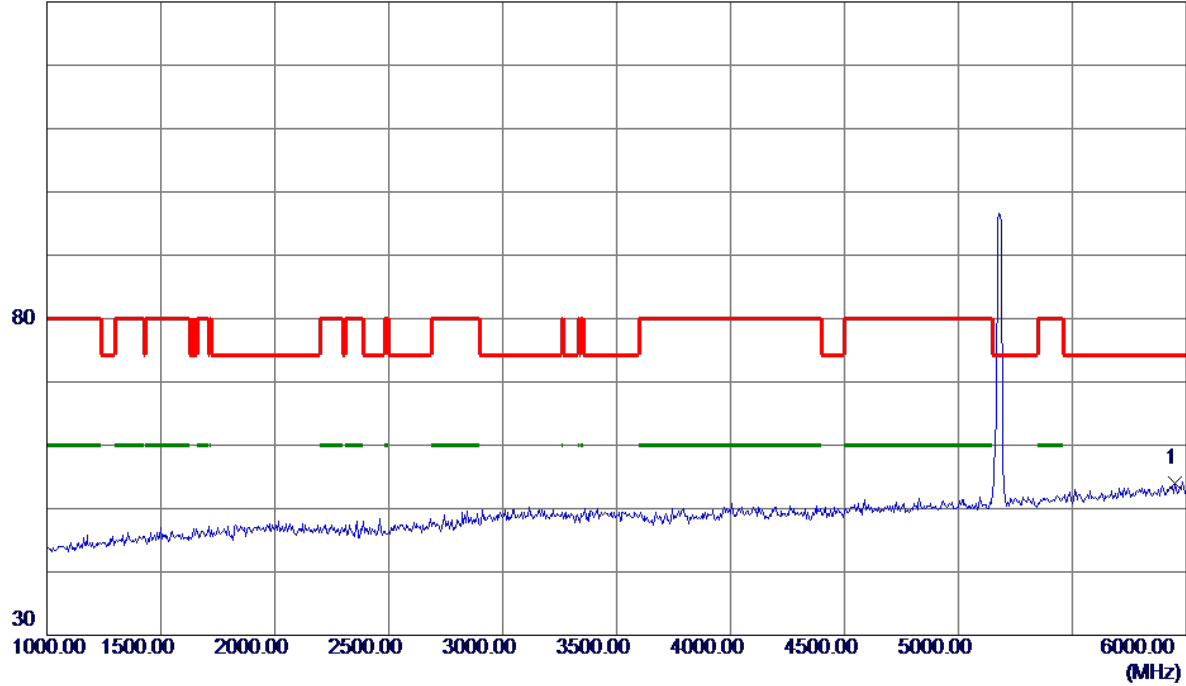


| No. | Freq. MHz | Reading Level dBuV/m | Correct Factor dB | Measure ment dBuV/m | Limit dBuV/m | Margin dB | Detector | Comment |
|-----|--------------|----------------------------|-------------------------|---------------------------|-----------------|--------------|----------|----------|
| 1 | 5150.0000 | 29.22 | 21.03 | 50.25 | 74.00 | -23.75 | Peak | |
| 2 | 5150.0000 | 21.45 | 21.03 | 42.48 | 54.00 | -11.52 | AVG | |
| 3 | 5182.2000 | 61.42 | 21.15 | 82.57 | 999.00 | -916.43 | AVG | No Limit |
| 4 * | 5183.4000 | 68.35 | 21.15 | 89.50 | 68.30 | 21.20 | Peak | No Limit |

| | |
|------------------|---------------------------|
| Orthogonal Axis: | X |
| Test Mode: | UNII-1/ TX A Mode 5180MHz |

Horizontal

130 dBuV/m

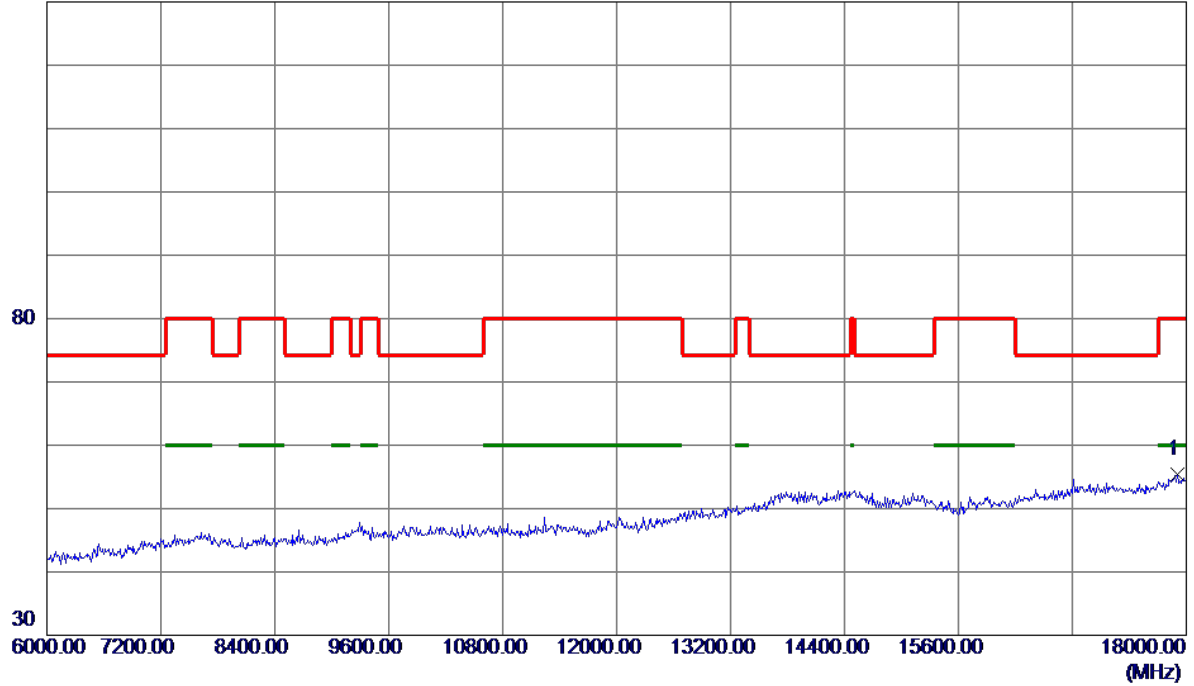


| No. | Freq. MHz | Reading Level dBuV/m | Correct Factor dB | Measure ment dBuV/m | Limit dBuV/m | Margin dB | Detector | Comment |
|-----|--------------|----------------------------|-------------------------|---------------------------|-----------------|--------------|----------|---------|
| 1 * | 5950.0000 | 34.74 | 19.23 | 53.97 | 74.30 | -20.33 | Peak | |

| | |
|------------------|---------------------------|
| Orthogonal Axis: | X |
| Test Mode: | UNII-1/ TX A Mode 5180MHz |

Horizontal

130 dBuV/m

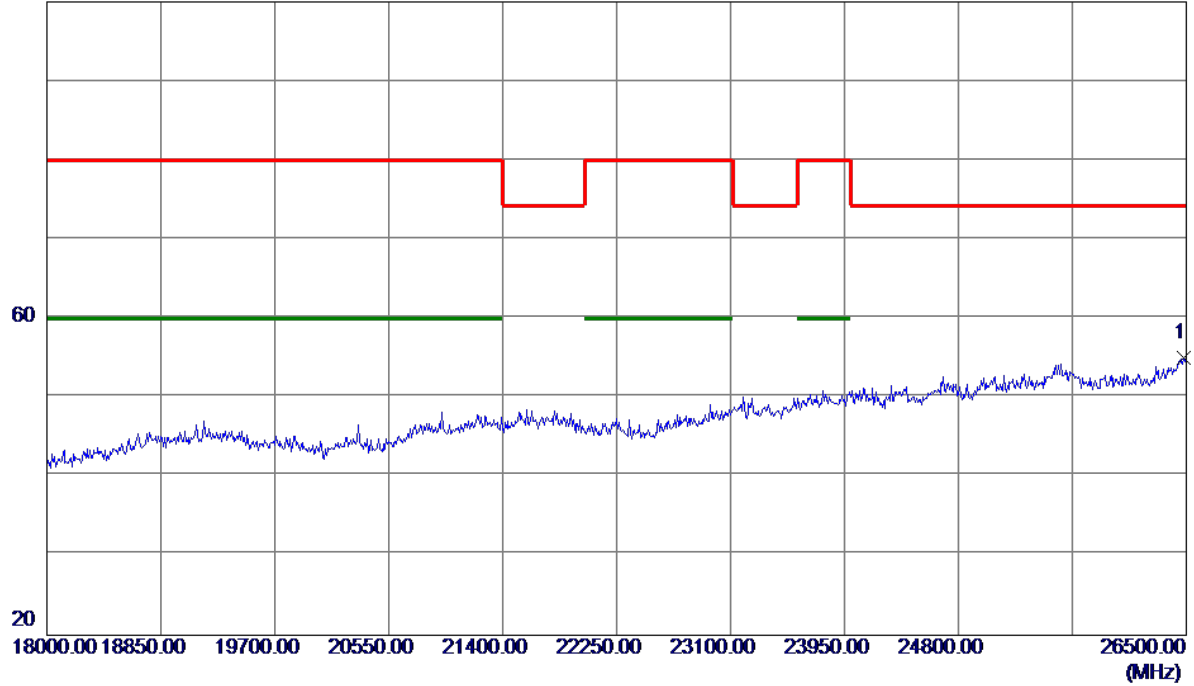


| No. | Freq. MHz | Reading Level dBuV/m | Correct Factor dB | Measure ment dBuV/m | Limit dBuV/m | Margin dB | Detector | Comment |
|-----|--------------|----------------------------|-------------------------|---------------------------|-----------------|--------------|----------|---------|
| 1 * | 17904.0000 | 26.62 | 28.85 | 55.47 | 80.00 | -24.53 | Peak | |

| | |
|------------------|---------------------------|
| Orthogonal Axis: | X |
| Test Mode: | UNII-1/ TX A Mode 5180MHz |

Horizontal

100 dBuV/m

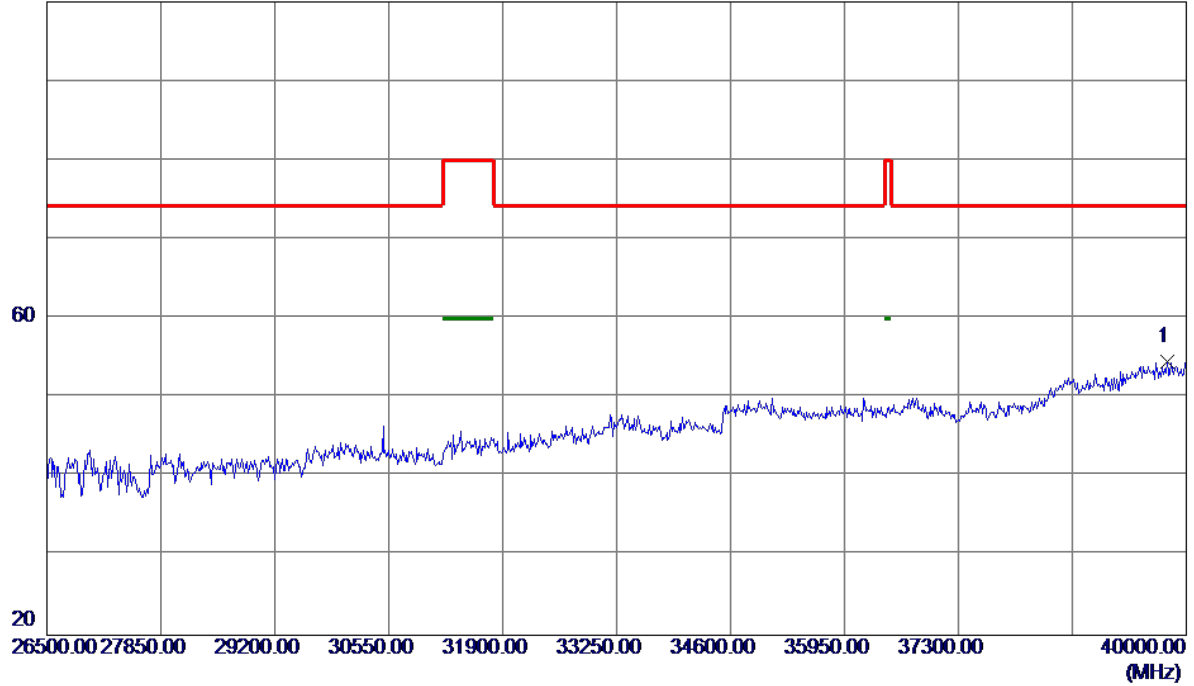


| No. | Freq. MHz | Reading Level dBuV/m | Correct Factor dB | Measure ment dBuV/m | Limit dBuV/m | Margin dB | Detector | Comment |
|-----|--------------|----------------------------|-------------------------|---------------------------|-----------------|--------------|----------|---------|
| 1 * | 26483.0000 | 29.03 | 26.03 | 55.06 | 74.30 | -19.24 | Peak | |

| | |
|------------------|---------------------------|
| Orthogonal Axis: | X |
| Test Mode: | UNII-1/ TX A Mode 5180MHz |

Horizontal

100 dBuV/m

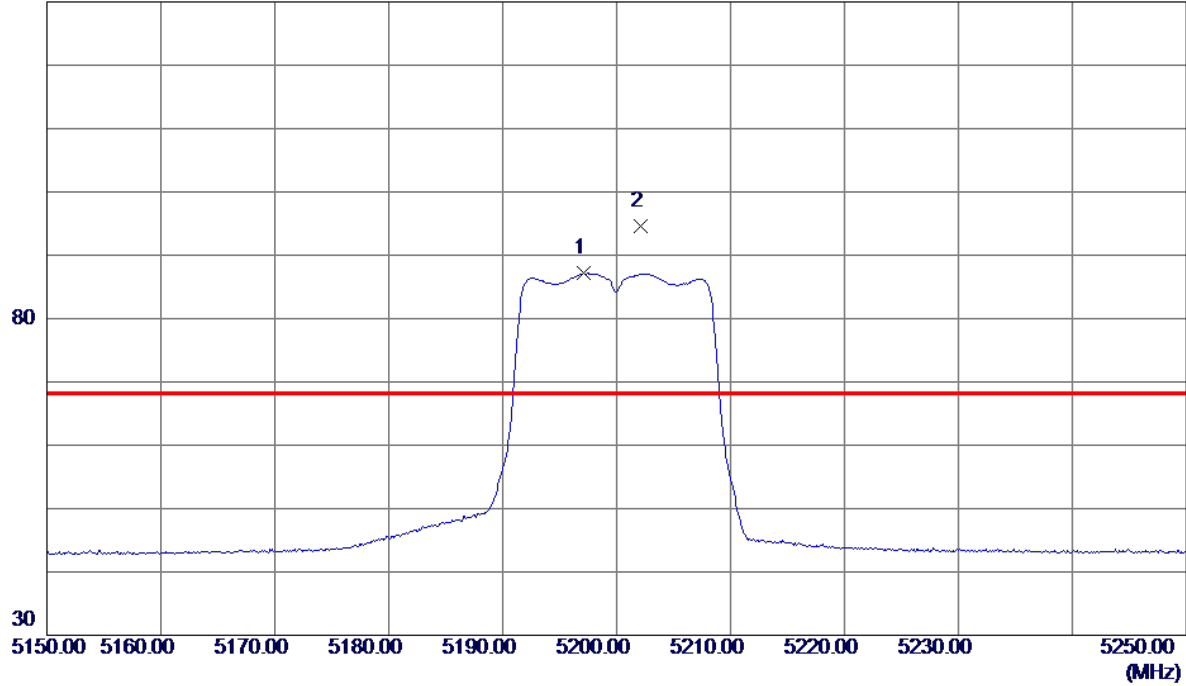


| No. | Freq. MHz | Reading Level dBuV/m | Correct Factor dB | Measure ment dBuV/m | Limit dBuV/m | Margin dB | Detector | Comment |
|-----|--------------|----------------------------|-------------------------|---------------------------|-----------------|--------------|----------|---------|
| 1 * | 39770.5000 | 39.11 | 15.52 | 54.63 | 74.30 | -19.67 | Peak | |

| | |
|------------------|---------------------------|
| Orthogonal Axis: | X |
| Test Mode: | UNII-1/ TX A Mode 5200MHz |

Vertical

130 dBuV/m

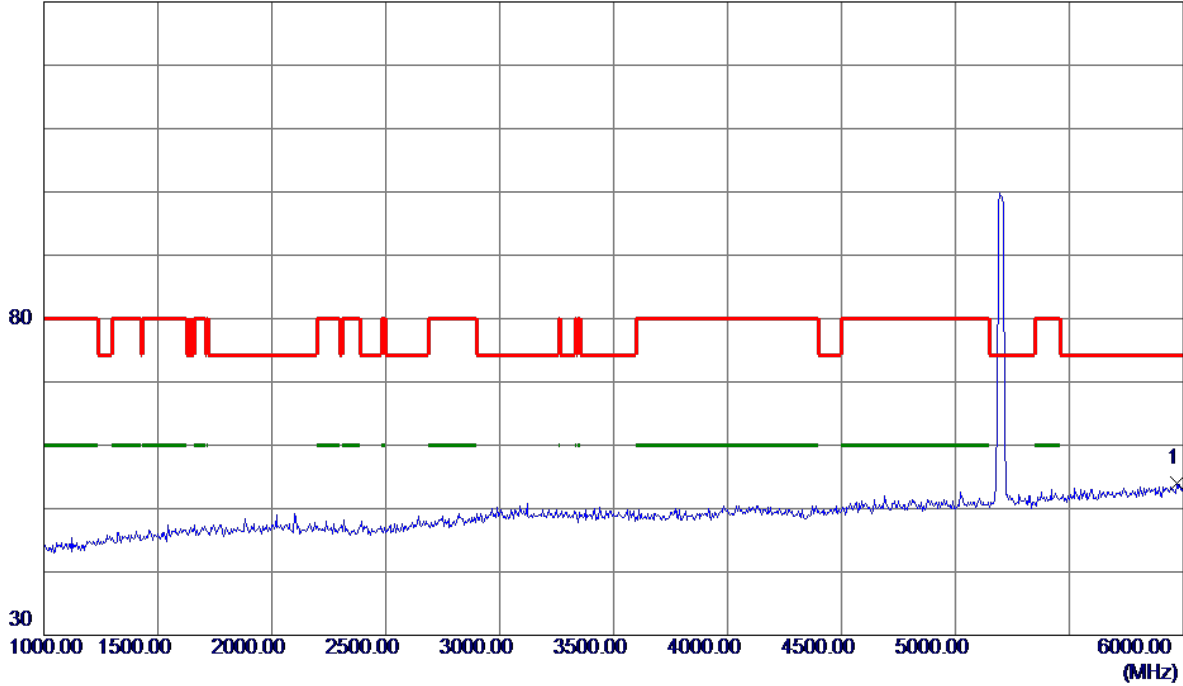


| No. | Freq. MHz | Reading Level dBuV/m | Correct Factor dB | Measure ment dBuV/m | Limit dBuV/m | Margin dB | Detector | Comment |
|-----|--------------|----------------------------|-------------------------|---------------------------|-----------------|--------------|----------|----------|
| 1 | 5197.1000 | 65.98 | 21.20 | 87.18 | 999.00 | -911.82 | AVG | No Limit |
| 2 * | 5202.1000 | 73.37 | 21.22 | 94.59 | 68.30 | 26.29 | Peak | No Limit |

| | |
|------------------|---------------------------|
| Orthogonal Axis: | X |
| Test Mode: | UNII-1/ TX A Mode 5200MHz |

Vertical

130 dBuV/m

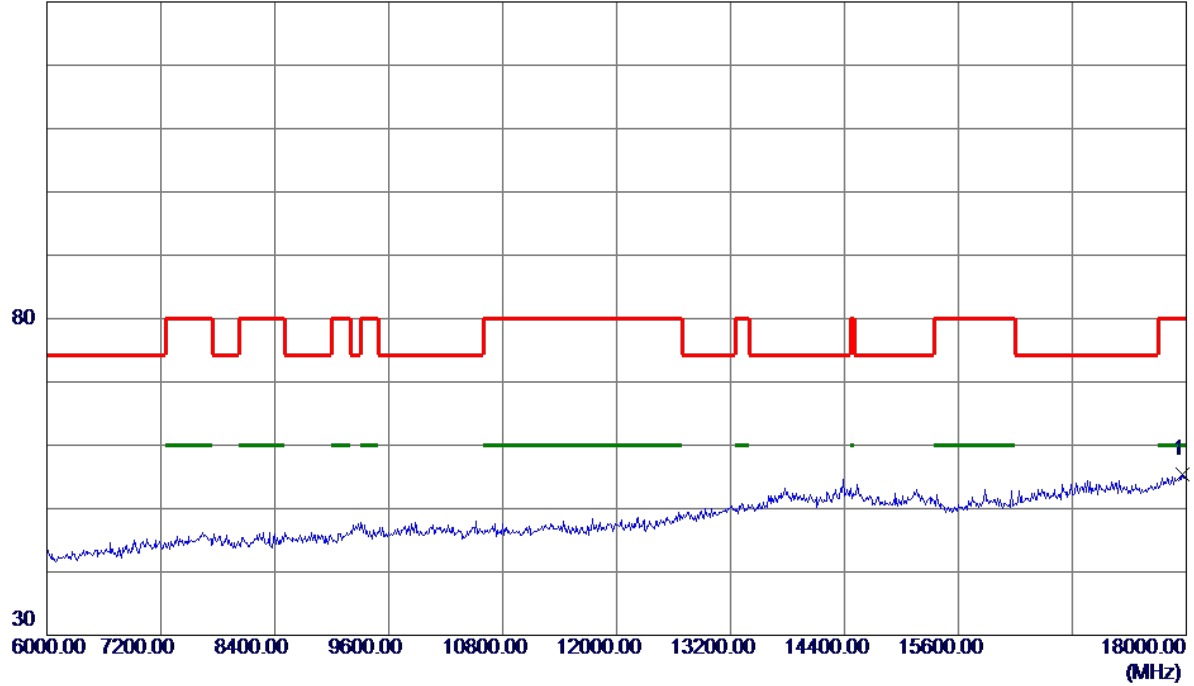


| No. | Freq. MHz | Reading Level dBuV/m | Correct Factor dB | Measure ment dBuV/m | Limit dBuV/m | Margin dB | Detector | Comment |
|-----|--------------|----------------------------|-------------------------|---------------------------|-----------------|--------------|----------|---------|
| 1 * | 5970.0000 | 34.61 | 19.30 | 53.91 | 74.30 | -20.39 | Peak | |

| | |
|------------------|---------------------------|
| Orthogonal Axis: | X |
| Test Mode: | UNII-1/ TX A Mode 5200MHz |

Vertical

130 dBuV/m



| No. | Freq. MHz | Reading Level dBuV/m | Correct Factor dB | Measure ment dBuV/m | Limit dBuV/m | Margin dB | Detector | Comment |
|-----|--------------|----------------------------|-------------------------|---------------------------|-----------------|--------------|----------|---------|
| 1 * | 17964.0000 | 26.28 | 29.04 | 55.32 | 80.00 | -24.68 | Peak | |

| | |
|------------------|---------------------------|
| Orthogonal Axis: | X |
| Test Mode: | UNII-1/ TX A Mode 5200MHz |

Vertical

100 dBuV/m

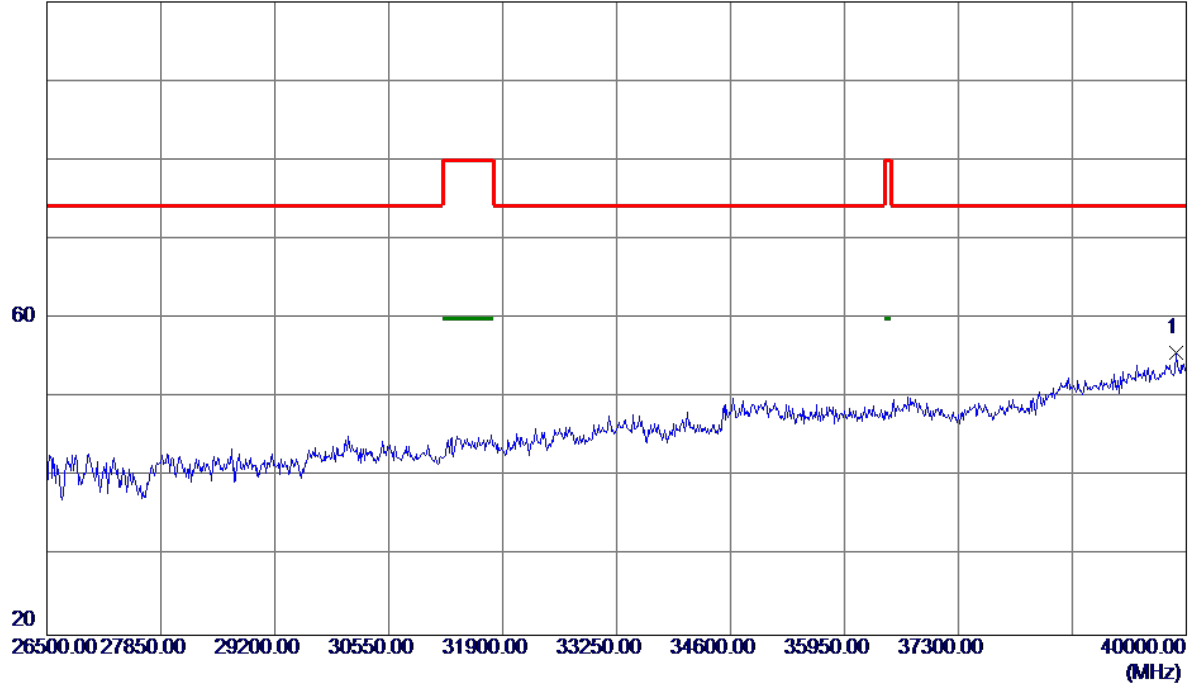


| No. | Freq. MHz | Reading Level dBuV/m | Correct Factor dB | Measure ment dBuV/m | Limit dBuV/m | Margin dB | Detector | Comment |
|-----|--------------|----------------------------|-------------------------|---------------------------|-----------------|--------------|----------|---------|
| 1 * | 26474.5000 | 28.57 | 25.99 | 54.56 | 74.30 | -19.74 | Peak | |

| | |
|------------------|---------------------------|
| Orthogonal Axis: | X |
| Test Mode: | UNII-1/ TX A Mode 5200MHz |

Vertical

100 dBuV/m

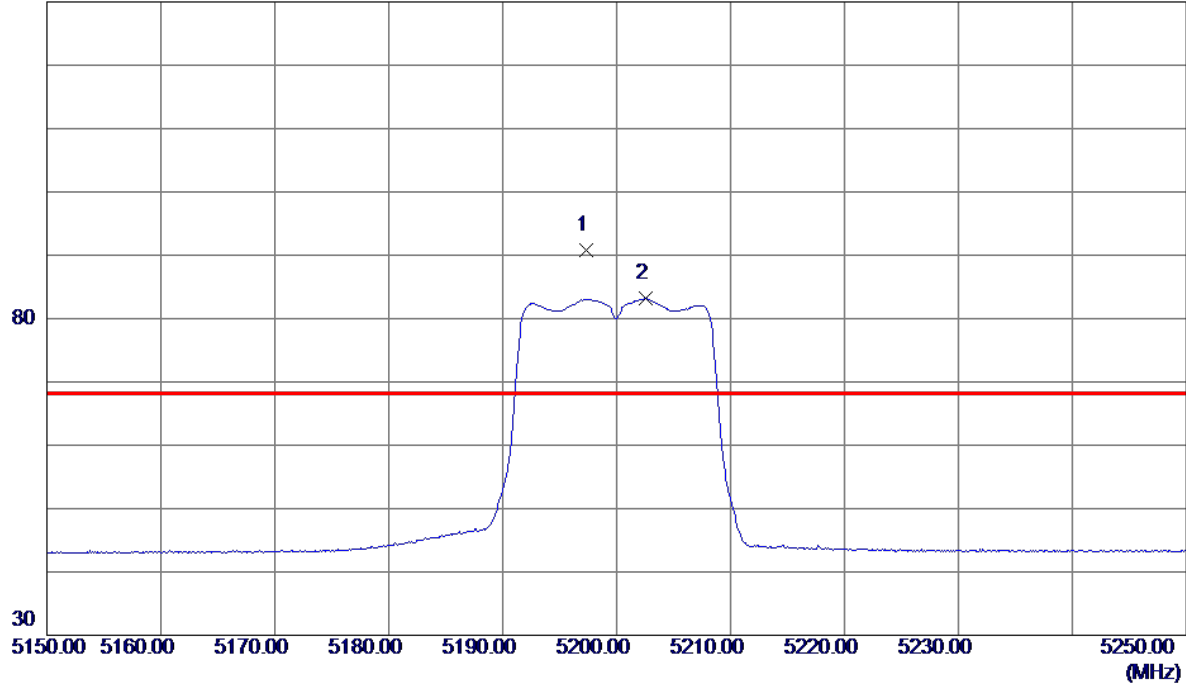


| No. | Freq. MHz | Reading Level dBuV/m | Correct Factor dB | Measure ment dBuV/m | Limit dBuV/m | Margin dB | Detector | Comment |
|-----|--------------|----------------------------|-------------------------|---------------------------|-----------------|--------------|----------|---------|
| 1 * | 39878.5000 | 39.93 | 15.69 | 55.62 | 74.30 | -18.68 | Peak | |

| | |
|------------------|---------------------------|
| Orthogonal Axis: | X |
| Test Mode: | UNII-1/ TX A Mode 5200MHz |

Horizontal

130 dBuV/m

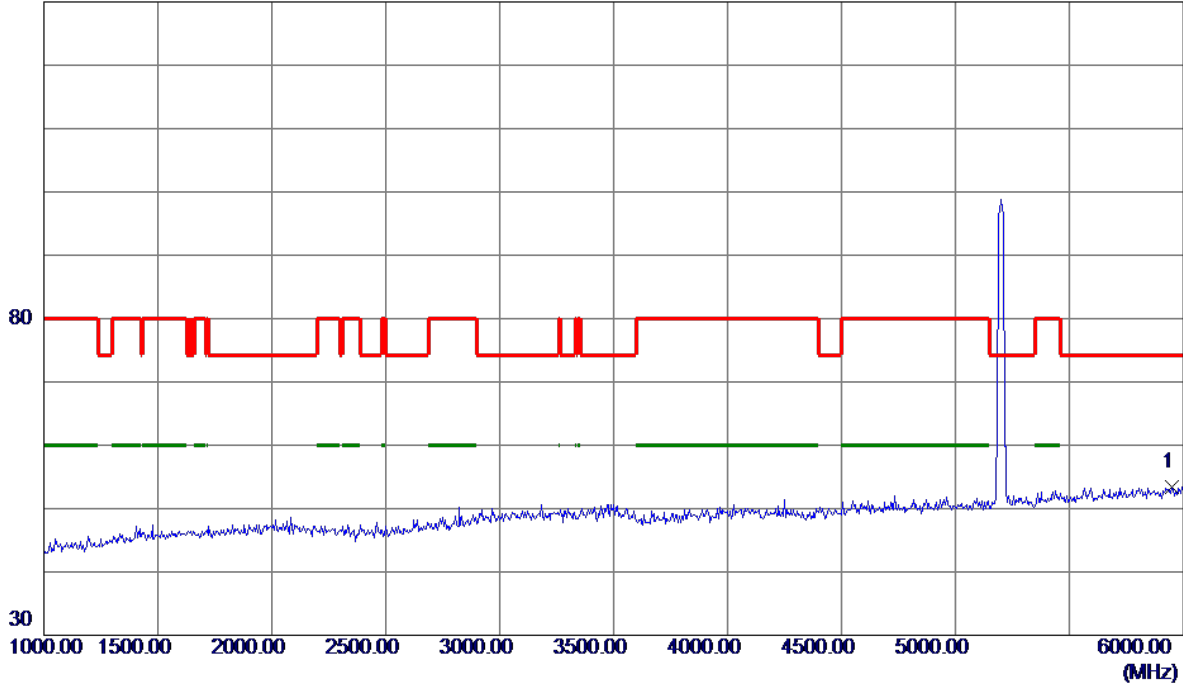


| No. | Freq. MHz | Reading Level dBuV/m | Correct Factor dB | Measure ment dBuV/m | Limit dBuV/m | Margin dB | Detector | Comment |
|-----|--------------|----------------------------|-------------------------|---------------------------|-----------------|--------------|----------|----------|
| 1 * | 5197.3000 | 69.59 | 21.20 | 90.79 | 68.30 | 22.49 | Peak | No Limit |
| 2 | 5202.6000 | 61.91 | 21.22 | 83.13 | 999.00 | -915.87 | AVG | No Limit |

| | |
|------------------|---------------------------|
| Orthogonal Axis: | X |
| Test Mode: | UNII-1/ TX A Mode 5200MHz |

Horizontal

130 dBuV/m

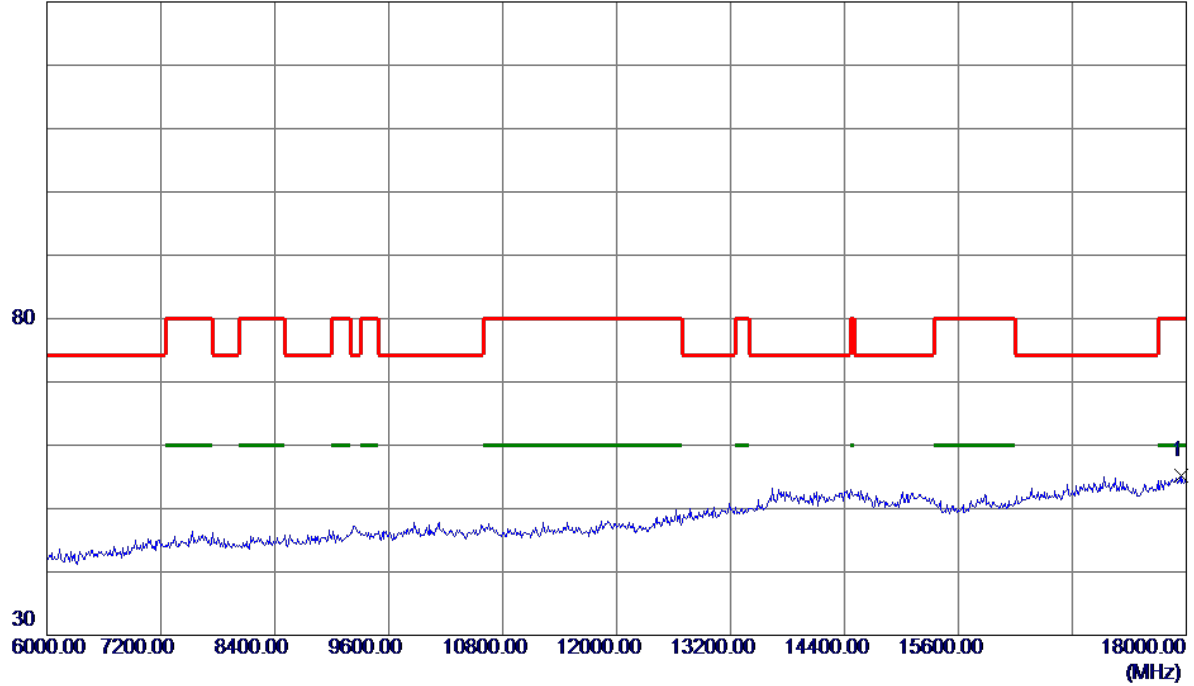


| No. | Freq. MHz | Reading Level dBuV/m | Correct Factor dB | Measure ment dBuV/m | Limit dBuV/m | Margin dB | Detector | Comment |
|-----|--------------|----------------------------|-------------------------|---------------------------|-----------------|--------------|----------|---------|
| 1 * | 5950.0000 | 34.09 | 19.23 | 53.32 | 74.30 | -20.98 | Peak | |

| | |
|------------------|---------------------------|
| Orthogonal Axis: | X |
| Test Mode: | UNII-1/ TX A Mode 5200MHz |

Horizontal

130 dBuV/m

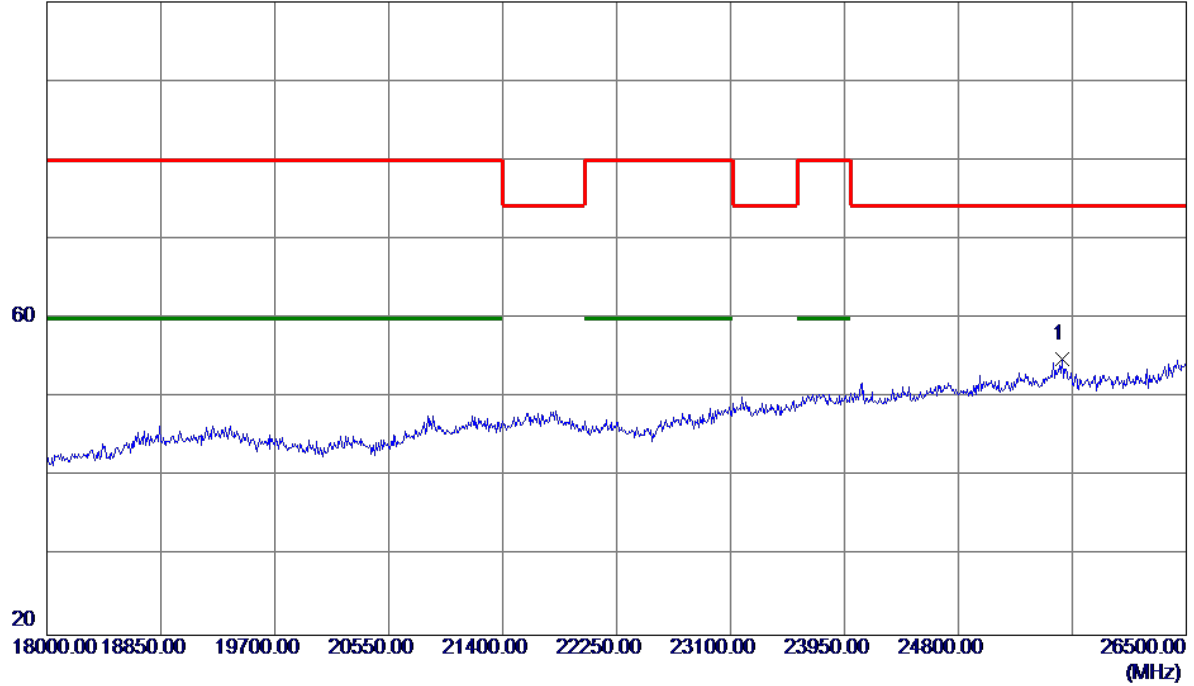


| No. | Freq. MHz | Reading Level dBuV/m | Correct Factor dB | Measure ment dBuV/m | Limit dBuV/m | Margin dB | Detector | Comment |
|-----|--------------|----------------------------|-------------------------|---------------------------|-----------------|--------------|----------|---------|
| 1 * | 17952.0000 | 26.10 | 29.01 | 55.11 | 80.00 | -24.89 | Peak | |

| | |
|------------------|---------------------------|
| Orthogonal Axis: | X |
| Test Mode: | UNII-1/ TX A Mode 5200MHz |

Horizontal

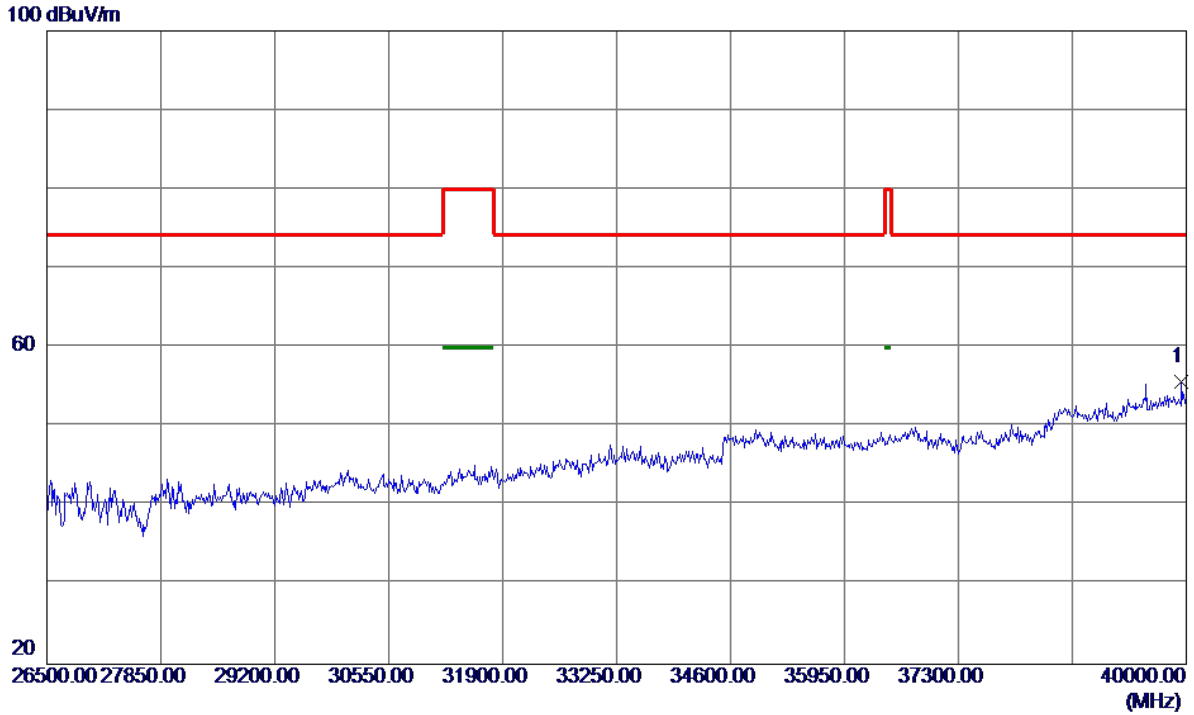
100 dBuV/m



| No. | Freq. MHz | Reading Level dBuV/m | Correct Factor dB | Measure ment dBuV/m | Limit dBuV/m | Margin dB | Detector | Comment |
|-----|--------------|----------------------------|-------------------------|---------------------------|-----------------|--------------|----------|---------|
| 1 * | 25573.5000 | 30.98 | 23.89 | 54.87 | 74.30 | -19.43 | Peak | |

| | |
|------------------|---------------------------|
| Orthogonal Axis: | X |
| Test Mode: | UNII-1/ TX A Mode 5200MHz |

Horizontal

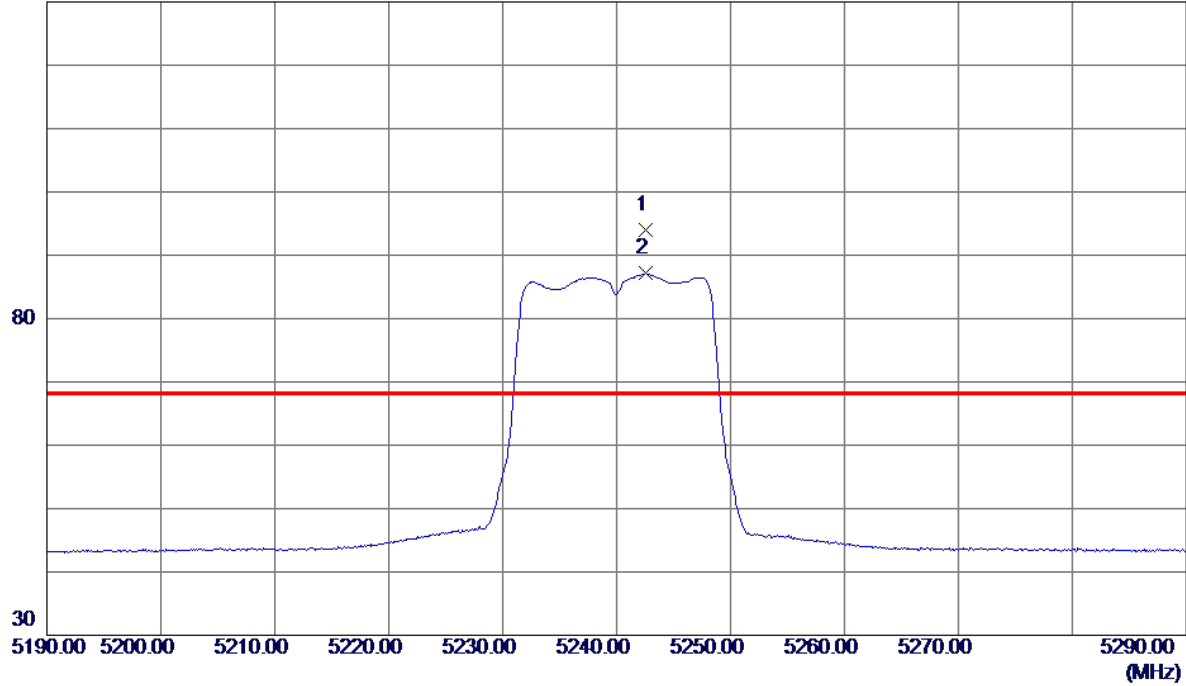


| No. | Freq. MHz | Reading Level dBuV/m | Correct Factor dB | Measure ment dBuV/m | Limit dBuV/m | Margin dB | Detector | Comment |
|-----|--------------|----------------------------|-------------------------|---------------------------|-----------------|--------------|----------|---------|
| 1 * | 39946.0000 | 39.95 | 15.80 | 55.75 | 74.30 | -18.55 | Peak | |

| | |
|------------------|---------------------------|
| Orthogonal Axis: | X |
| Test Mode: | UNII-1/ TX A Mode 5240MHz |

Vertical

130 dBuV/m

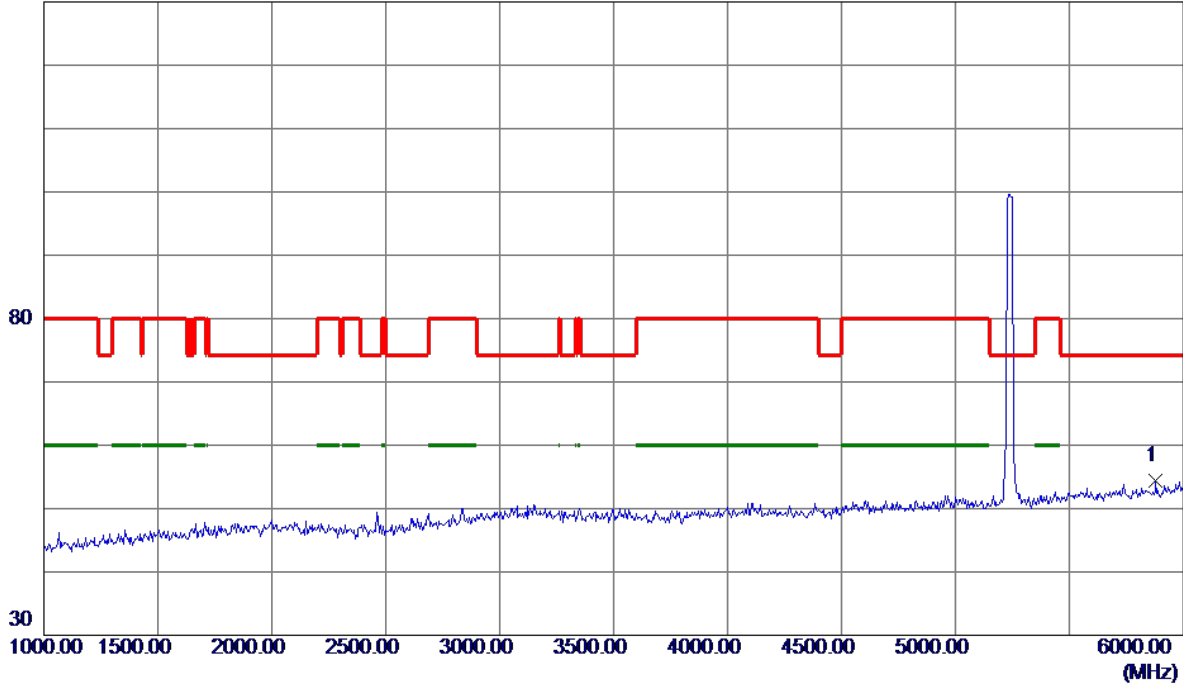


| No. | Freq. MHz | Reading Level dBuV/m | Correct Factor dB | Measure ment dBuV/m | Limit dBuV/m | Margin dB | Detector | Comment |
|-----|--------------|----------------------------|-------------------------|---------------------------|-----------------|--------------|----------|----------|
| 1 * | 5242.6000 | 72.60 | 21.37 | 93.97 | 68.30 | 25.67 | Peak | No Limit |
| 2 | 5242.6000 | 65.75 | 21.37 | 87.12 | 999.00 | -911.88 | AVG | No Limit |

| | |
|------------------|---------------------------|
| Orthogonal Axis: | X |
| Test Mode: | UNII-1/ TX A Mode 5240MHz |

Vertical

130 dBuV/m

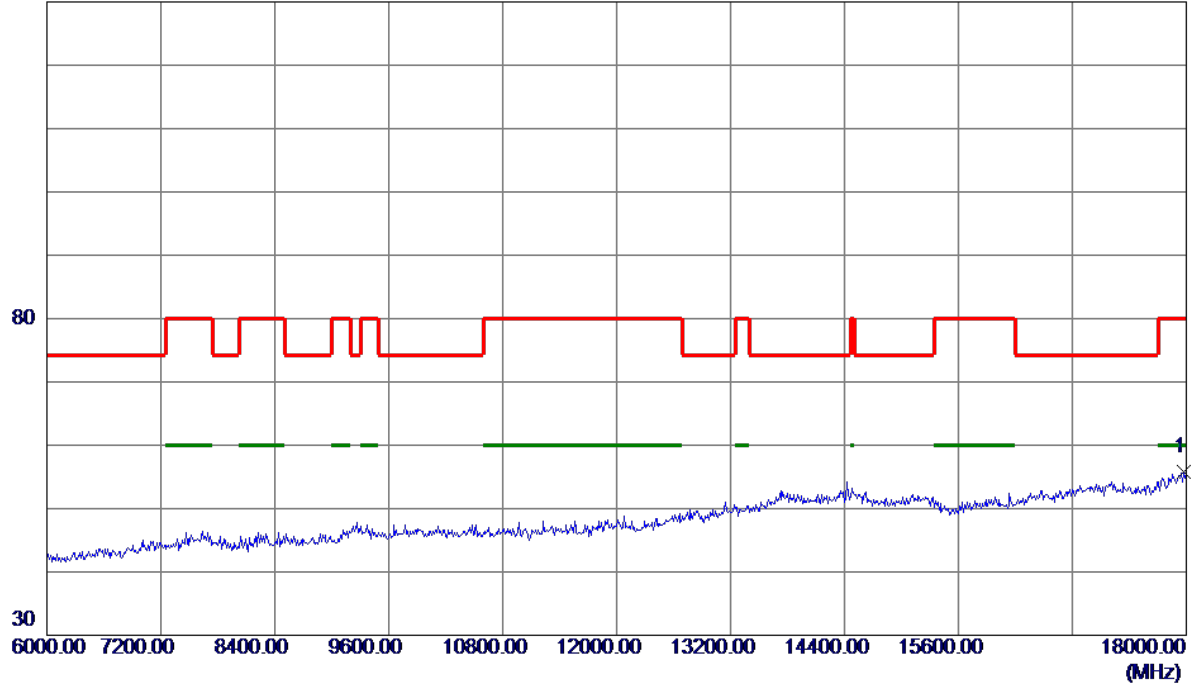


| No. | Freq. MHz | Reading Level dBuV/m | Correct Factor dB | Measure ment dBuV/m | Limit dBuV/m | Margin dB | Detector | Comment |
|-----|--------------|----------------------------|-------------------------|---------------------------|-----------------|--------------|----------|---------|
| 1 * | 5880.0000 | 35.38 | 18.99 | 54.37 | 74.30 | -19.93 | Peak | |

| | |
|------------------|---------------------------|
| Orthogonal Axis: | X |
| Test Mode: | UNII-1/ TX A Mode 5240MHz |

Vertical

130 dBuV/m

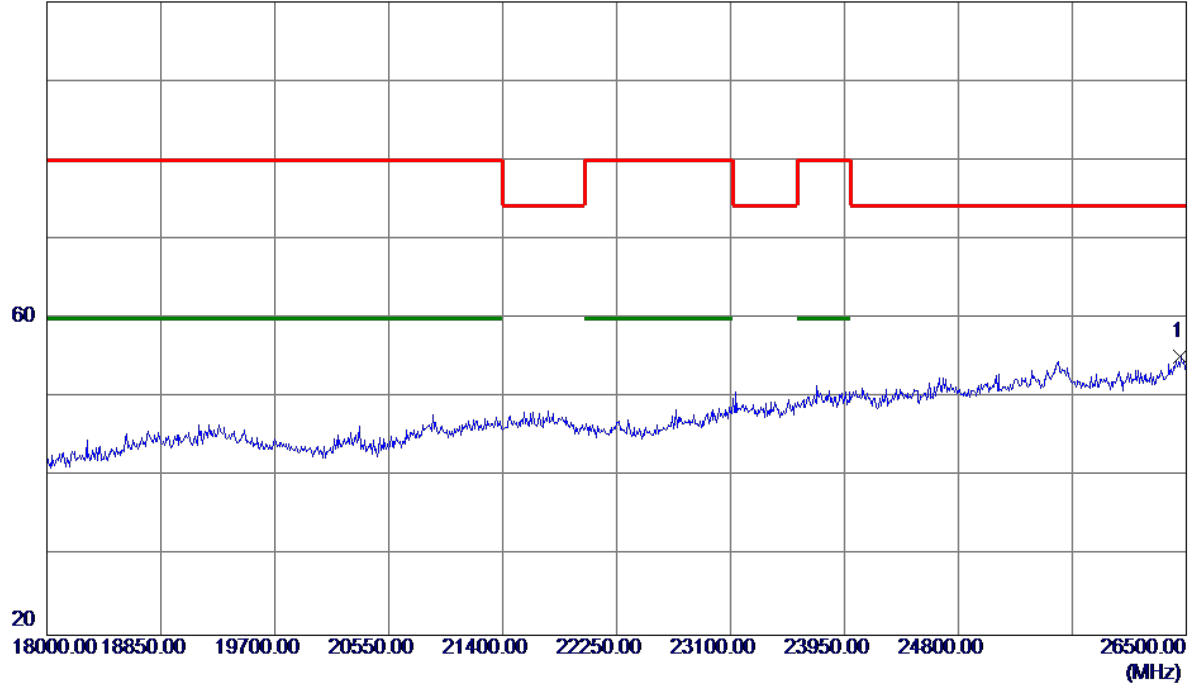


| No. | Freq. MHz | Reading Level dBuV/m | Correct Factor dB | Measure ment dBuV/m | Limit dBuV/m | Margin dB | Detector | Comment |
|-----|--------------|----------------------------|-------------------------|---------------------------|-----------------|--------------|----------|---------|
| 1 * | 17976.0000 | 26.64 | 29.08 | 55.72 | 80.00 | -24.28 | Peak | |

| | |
|------------------|---------------------------|
| Orthogonal Axis: | X |
| Test Mode: | UNII-1/ TX A Mode 5240MHz |

Vertical

100 dBuV/m

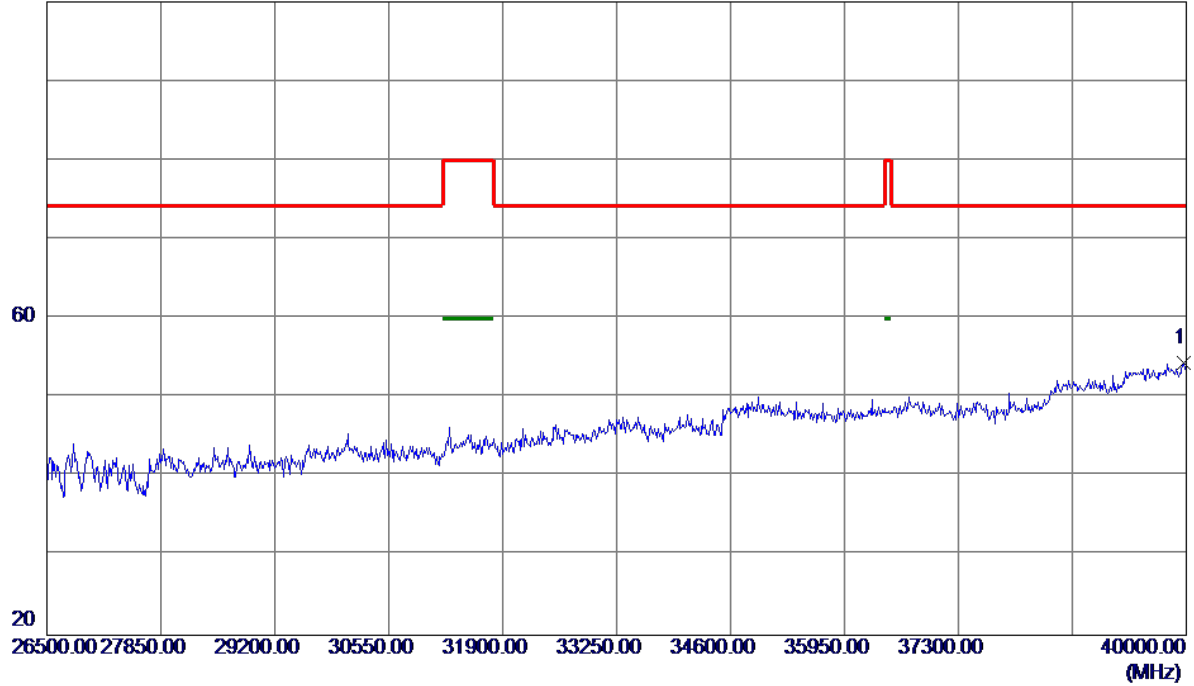


| No. | Freq. MHz | Reading Level dBuV/m | Correct Factor dB | Measure ment dBuV/m | Limit dBuV/m | Margin dB | Detector | Comment |
|-----|--------------|----------------------------|-------------------------|---------------------------|-----------------|--------------|----------|---------|
| 1 * | 26457.5000 | 29.24 | 25.90 | 55.14 | 74.30 | -19.16 | Peak | |

| | |
|------------------|---------------------------|
| Orthogonal Axis: | X |
| Test Mode: | UNII-1/ TX A Mode 5240MHz |

Vertical

100 dBuV/m

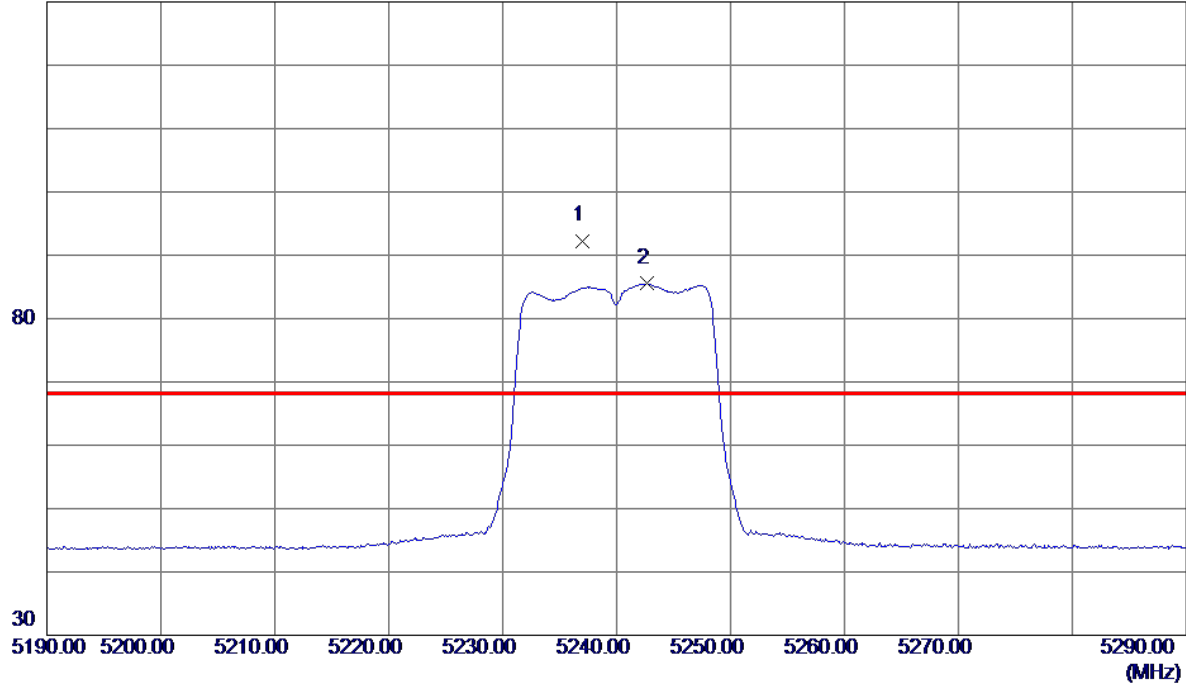


| No. | Freq. MHz | Reading Level dBuV/m | Correct Factor dB | Measure ment dBuV/m | Limit dBuV/m | Margin dB | Detector | Comment |
|-----|--------------|----------------------------|-------------------------|---------------------------|-----------------|--------------|----------|---------|
| 1 * | 39973.0000 | 38.50 | 15.85 | 54.35 | 74.30 | -19.95 | Peak | |

| | |
|------------------|---------------------------|
| Orthogonal Axis: | X |
| Test Mode: | UNII-1/ TX A Mode 5240MHz |

Horizontal

130 dBuV/m

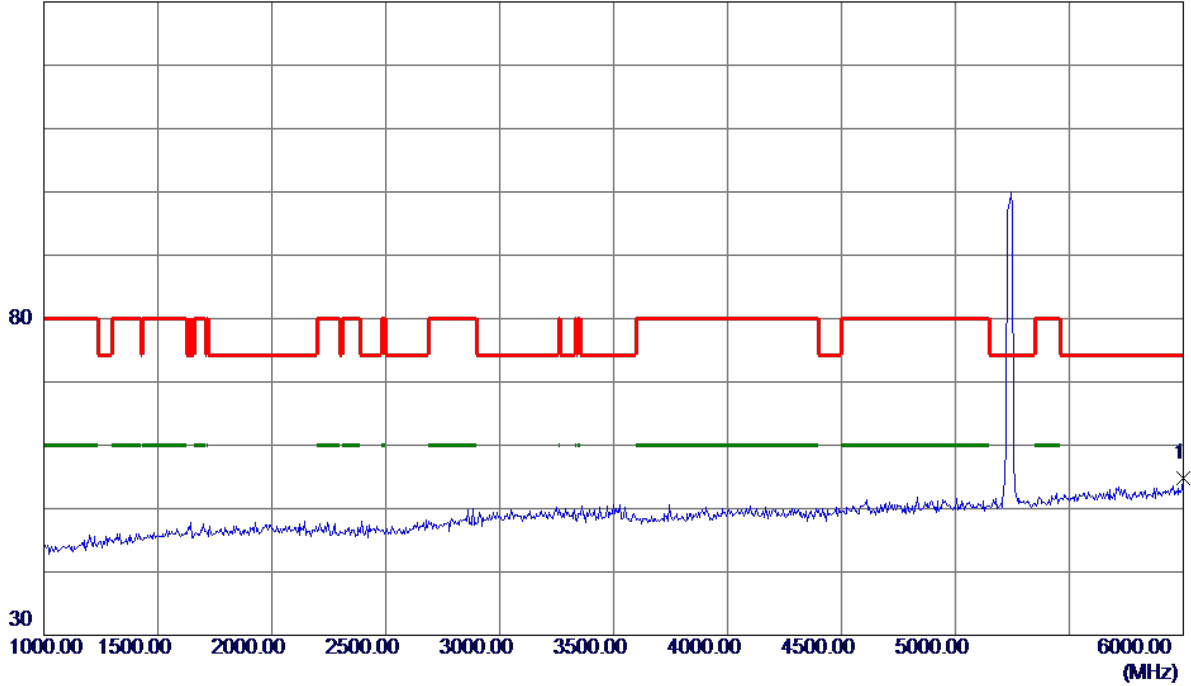


| No. | Freq. MHz | Reading Level dBuV/m | Correct Factor dB | Measure ment dBuV/m | Limit dBuV/m | Margin dB | Detector | Comment |
|-----|--------------|----------------------------|-------------------------|---------------------------|-----------------|--------------|----------|----------|
| 1 * | 5237.0000 | 70.95 | 21.35 | 92.30 | 68.30 | 24.00 | Peak | No Limit |
| 2 | 5242.7000 | 64.22 | 21.37 | 85.59 | 999.00 | -913.41 | AVG | No Limit |

| | |
|------------------|---------------------------|
| Orthogonal Axis: | X |
| Test Mode: | UNII-1/ TX A Mode 5240MHz |

Horizontal

130 dBuV/m

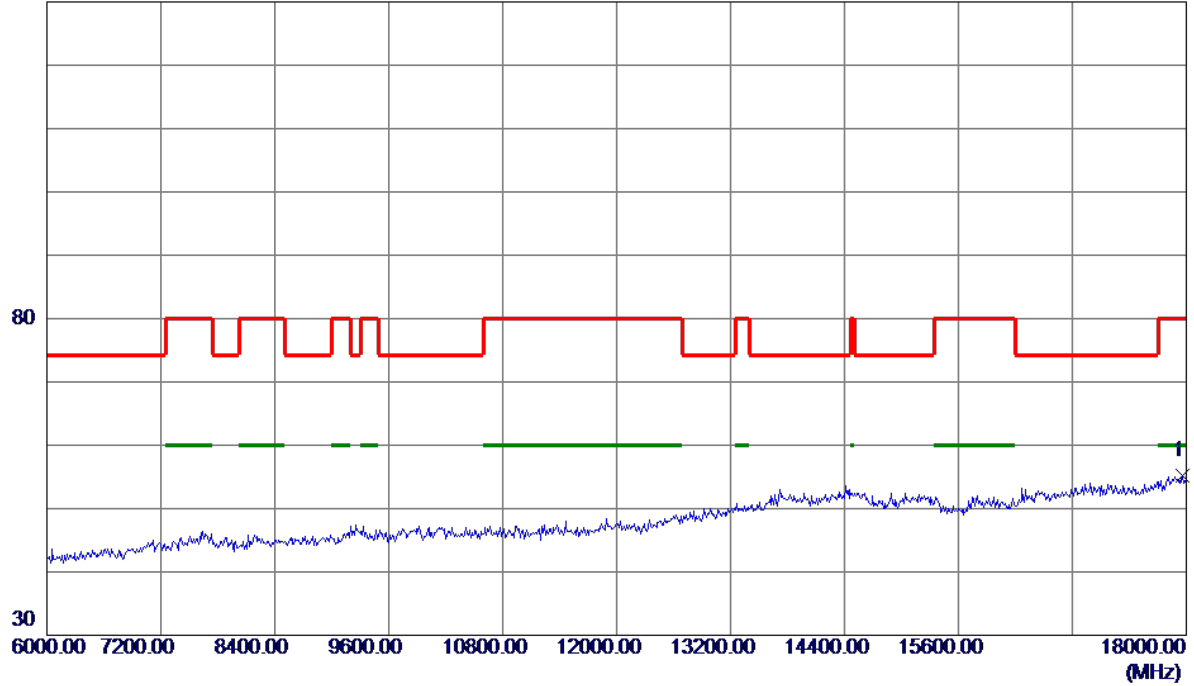


| No. | Freq. MHz | Reading Level dBuV/m | Correct Factor dB | Measure ment dBuV/m | Limit dBuV/m | Margin dB | Detector | Comment |
|-----|--------------|----------------------------|-------------------------|---------------------------|-----------------|--------------|----------|---------|
| 1 * | 6000.0000 | 35.44 | 19.41 | 54.85 | 74.30 | -19.45 | Peak | |

| | |
|------------------|---------------------------|
| Orthogonal Axis: | X |
| Test Mode: | UNII-1/ TX A Mode 5240MHz |

Horizontal

130 dBuV/m

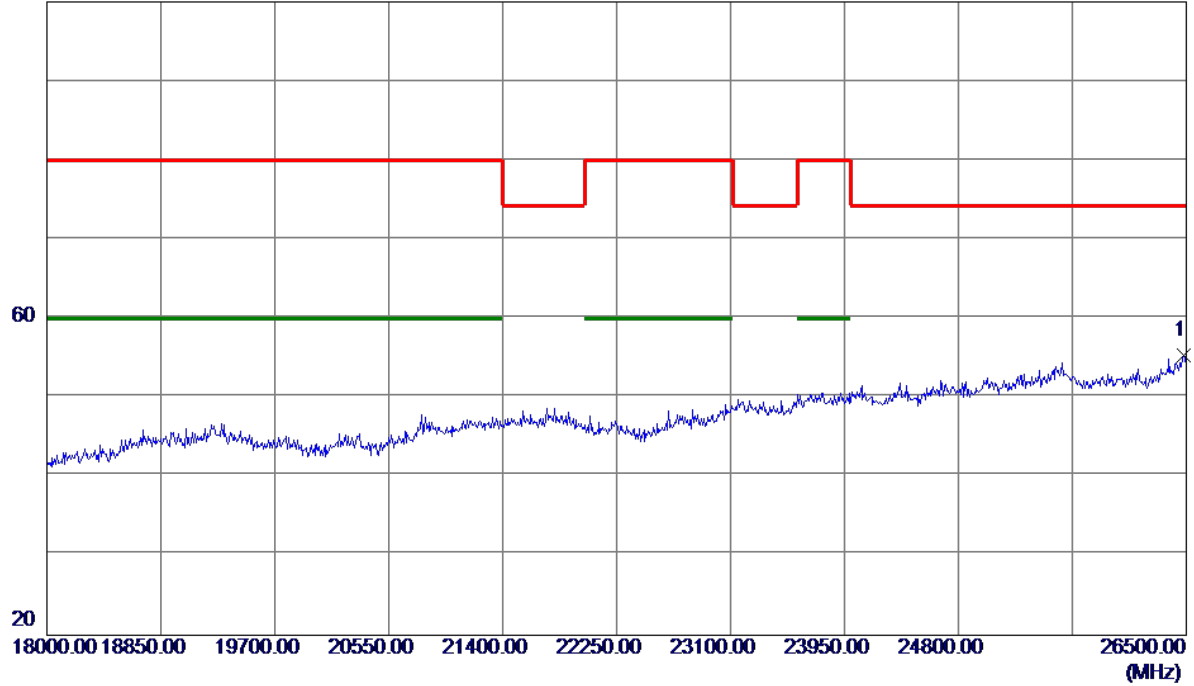


| No. | Freq. MHz | Reading Level dBuV/m | Correct Factor dB | Measure ment dBuV/m | Limit dBuV/m | Margin dB | Detector | Comment |
|-----|--------------|----------------------------|-------------------------|---------------------------|-----------------|--------------|----------|---------|
| 1 * | 17964.0000 | 26.08 | 29.04 | 55.12 | 80.00 | -24.88 | Peak | |

| | |
|------------------|---------------------------|
| Orthogonal Axis: | X |
| Test Mode: | UNII-1/ TX A Mode 5240MHz |

Horizontal

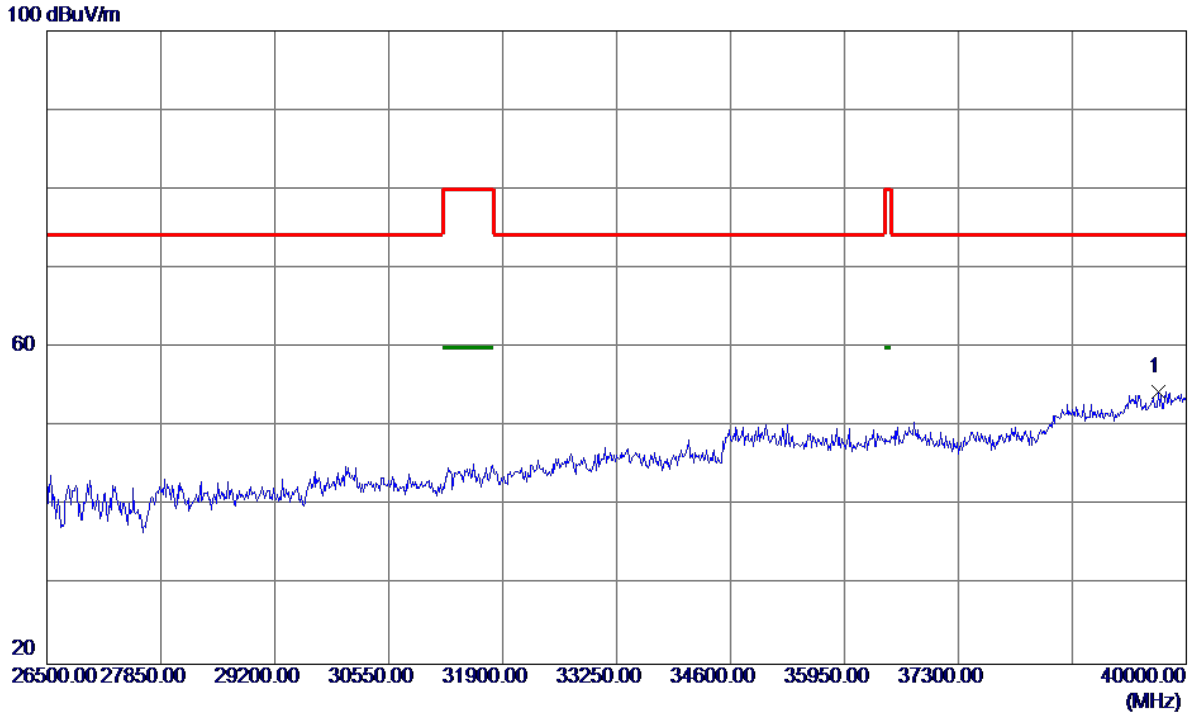
100 dBuV/m



| No. | Freq. MHz | Reading Level dBuV/m | Correct Factor dB | Measure ment dBuV/m | Limit dBuV/m | Margin dB | Detector | Comment |
|-----|--------------|----------------------------|-------------------------|---------------------------|-----------------|--------------|----------|---------|
| 1 * | 26483.0000 | 29.28 | 26.03 | 55.31 | 74.30 | -18.99 | Peak | |

| | |
|------------------|---------------------------|
| Orthogonal Axis: | X |
| Test Mode: | UNII-1/ TX A Mode 5240MHz |

Horizontal

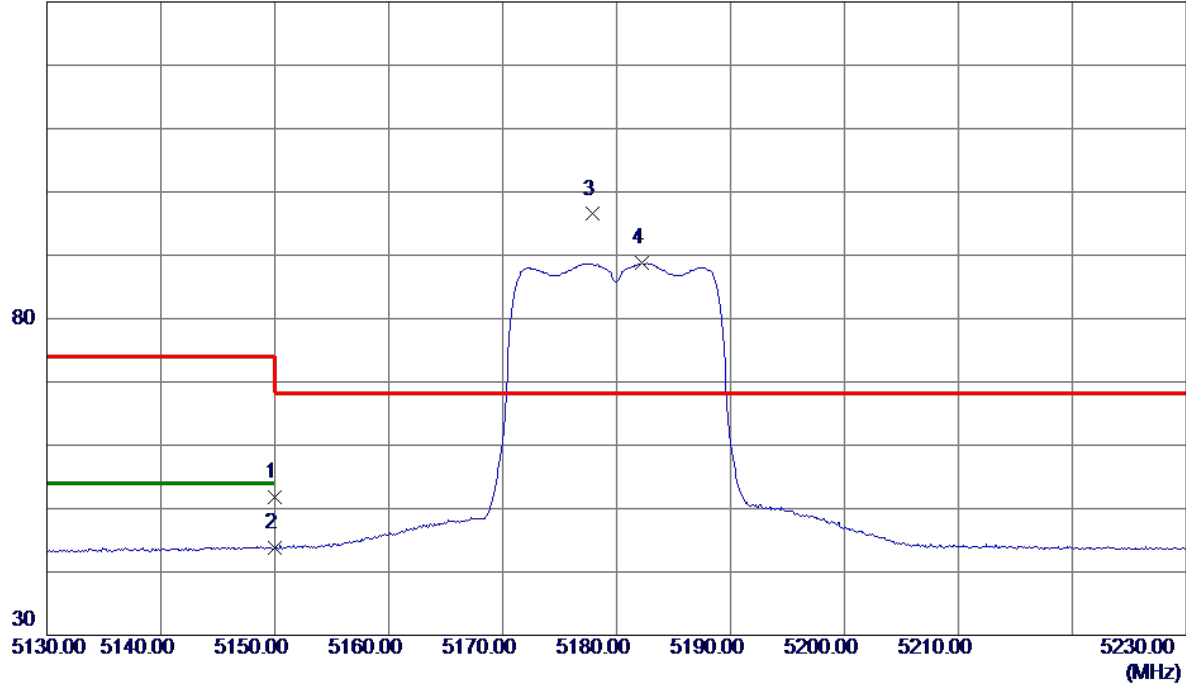


| No. | Freq. MHz | Reading Level dBuV/m | Correct Factor dB | Measure ment dBuV/m | Limit dBuV/m | Margin dB | Detector | Comment |
|-----|--------------|----------------------------|-------------------------|---------------------------|-----------------|--------------|----------|---------|
| 1 * | 39676.0000 | 39.05 | 15.37 | 54.42 | 74.30 | -19.88 | Peak | |

| | |
|------------------|-----------------------------|
| Orthogonal Axis: | X |
| Test Mode: | UNII-1/ TX N20 Mode 5180MHz |

Vertical

130 dBuV/m

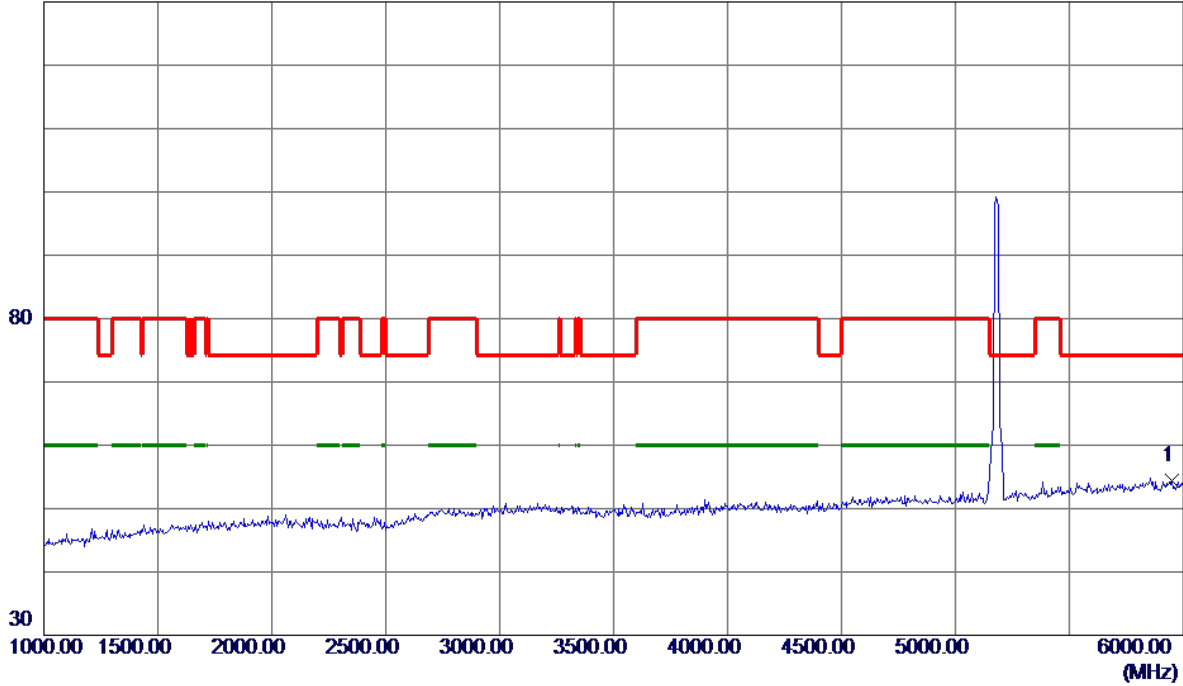


| No. | Freq. MHz | Reading Level dBuV/m | Correct Factor dB | Measure ment dBuV/m | Limit dBuV/m | Margin dB | Detector | Comment |
|-----|--------------|----------------------------|-------------------------|---------------------------|-----------------|--------------|----------|----------|
| 1 | 5150.0000 | 30.82 | 21.03 | 51.85 | 74.00 | -22.15 | Peak | |
| 2 | 5150.0000 | 22.86 | 21.03 | 43.89 | 54.00 | -10.11 | AVG | |
| 3 * | 5177.9000 | 75.37 | 21.13 | 96.50 | 68.30 | 28.20 | Peak | No Limit |
| 4 | 5182.2000 | 67.58 | 21.15 | 88.73 | 999.00 | -910.27 | AVG | No Limit |

| | |
|------------------|-----------------------------|
| Orthogonal Axis: | X |
| Test Mode: | UNII-1/ TX N20 Mode 5180MHz |

Vertical

130 dBuV/m

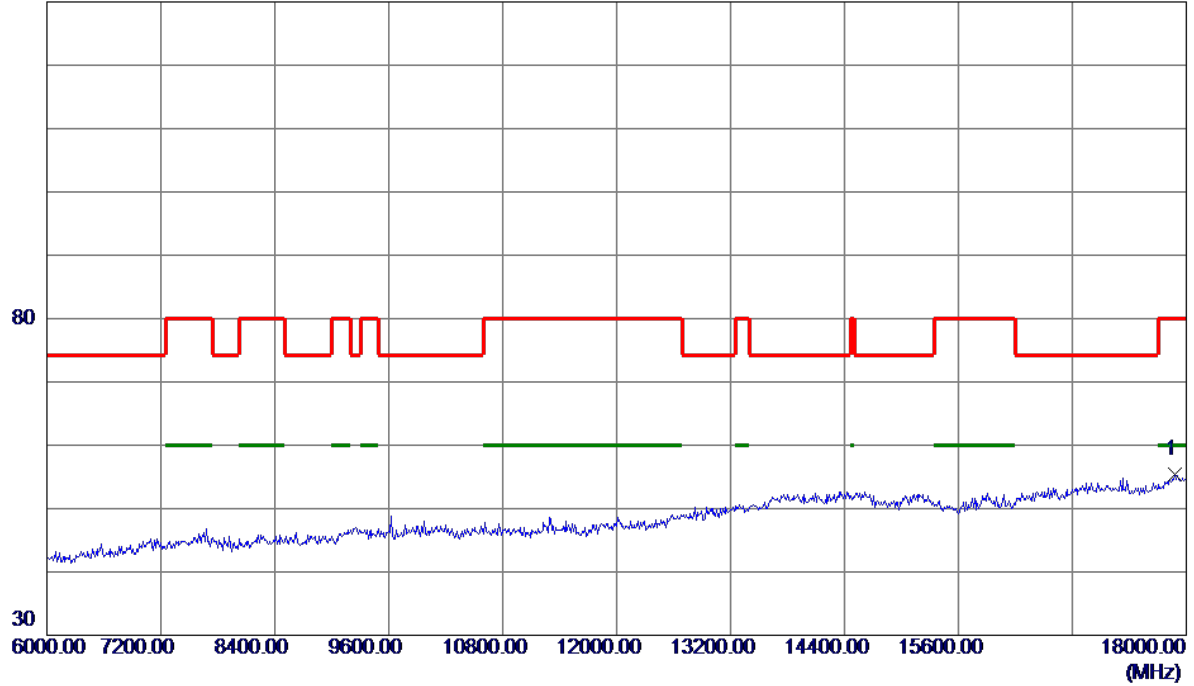


| No. | Freq. MHz | Reading Level dBuV/m | Correct Factor dB | Measure ment dBuV/m | Limit dBuV/m | Margin dB | Detector | Comment |
|-----|--------------|----------------------------|-------------------------|---------------------------|-----------------|--------------|----------|---------|
| 1 * | 5950.0000 | 35.24 | 19.23 | 54.47 | 74.30 | -19.83 | Peak | |

| | |
|------------------|-----------------------------|
| Orthogonal Axis: | X |
| Test Mode: | UNII-1/ TX N20 Mode 5180MHz |

Vertical

130 dBuV/m

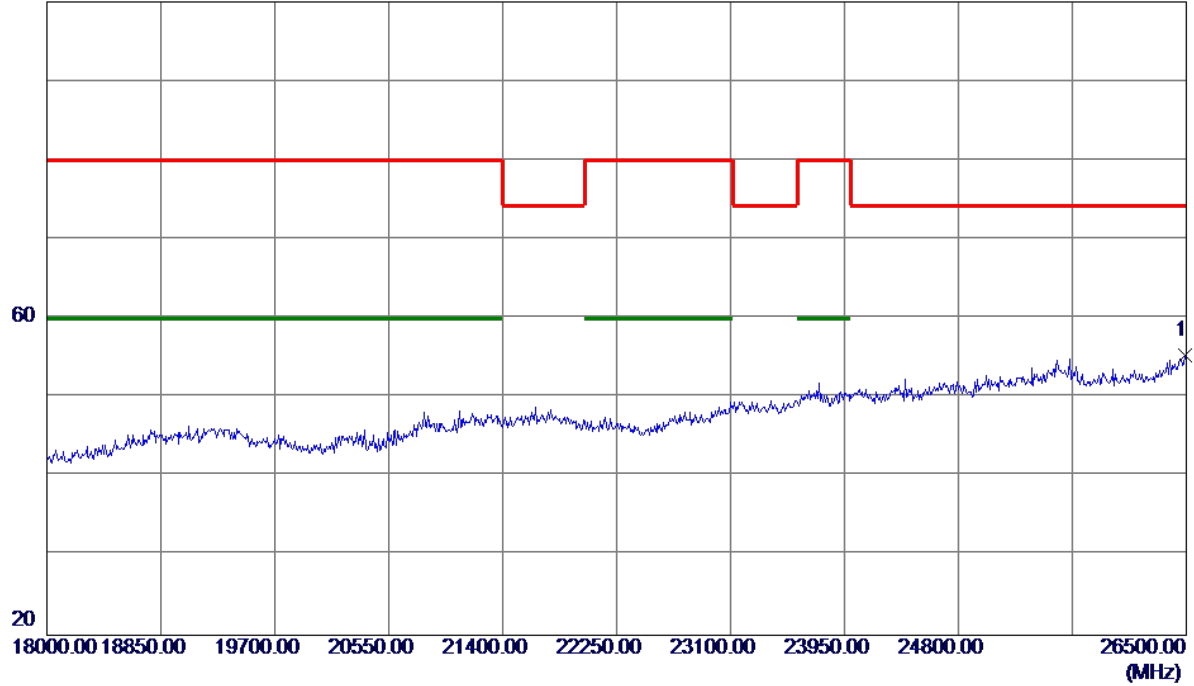


| No. | Freq. MHz | Reading Level dBuV/m | Correct Factor dB | Measure ment dBuV/m | Limit dBuV/m | Margin dB | Detector | Comment |
|-----|--------------|----------------------------|-------------------------|---------------------------|-----------------|--------------|----------|---------|
| 1 * | 17880.0000 | 26.57 | 28.77 | 55.34 | 80.00 | -24.66 | Peak | |

| | |
|------------------|-----------------------------|
| Orthogonal Axis: | X |
| Test Mode: | UNII-1/ TX N20 Mode 5180MHz |

Vertical

100 dBuV/m

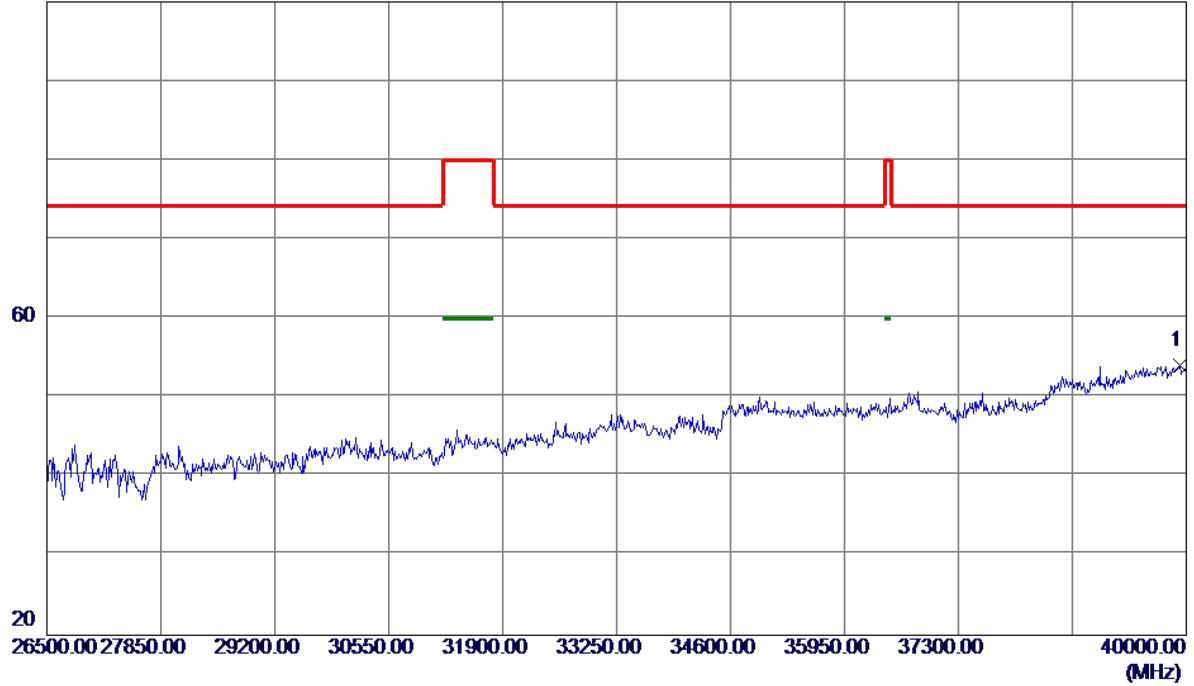


| No. | Freq. MHz | Reading Level dBuV/m | Correct Factor dB | Measure ment dBuV/m | Limit dBuV/m | Margin dB | Detector | Comment |
|-----|--------------|----------------------------|-------------------------|---------------------------|-----------------|--------------|----------|---------|
| 1 * | 26491.5000 | 29.28 | 26.07 | 55.35 | 74.30 | -18.95 | Peak | |

| | |
|------------------|-----------------------------|
| Orthogonal Axis: | X |
| Test Mode: | UNII-1/ TX N20 Mode 5180MHz |

Vertical

100 dBuV/m

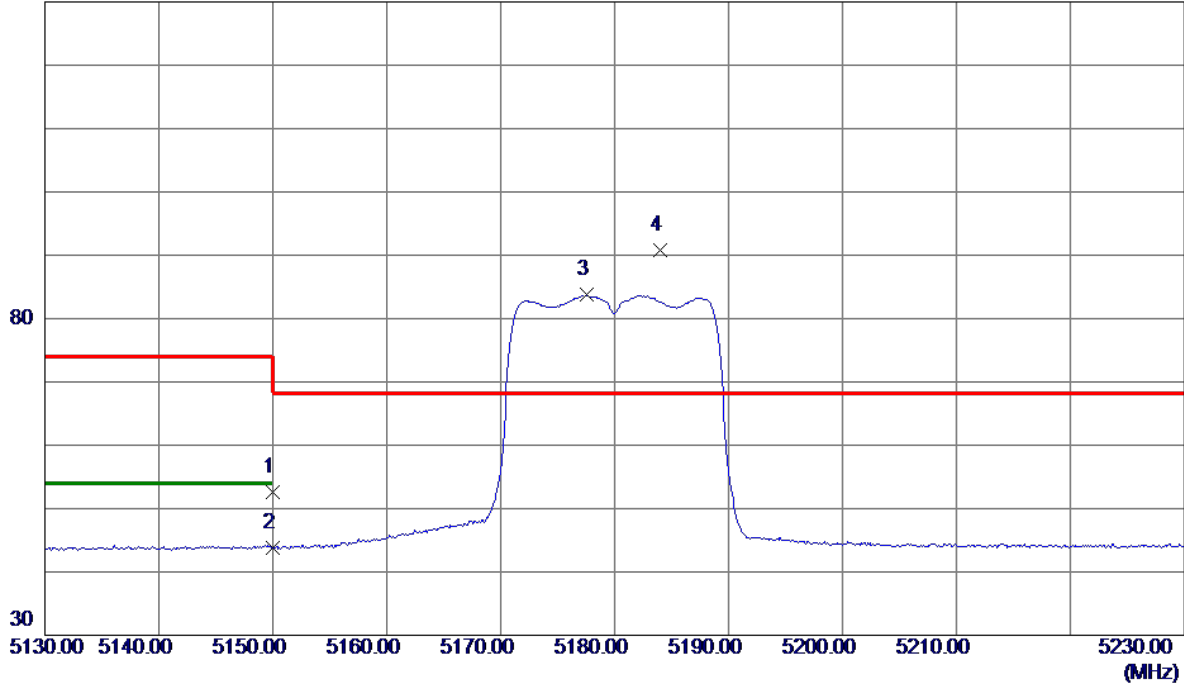


| No. | Freq. MHz | Reading Level dBuV/m | Correct Factor dB | Measure ment dBuV/m | Limit dBuV/m | Margin dB | Detector | Comment |
|-----|--------------|----------------------------|-------------------------|---------------------------|-----------------|--------------|----------|---------|
| 1 * | 39919.0000 | 38.37 | 15.76 | 54.13 | 74.30 | -20.17 | Peak | |

| | |
|------------------|-----------------------------|
| Orthogonal Axis: | X |
| Test Mode: | UNII-1/ TX N20 Mode 5180MHz |

Horizontal

130 dBuV/m

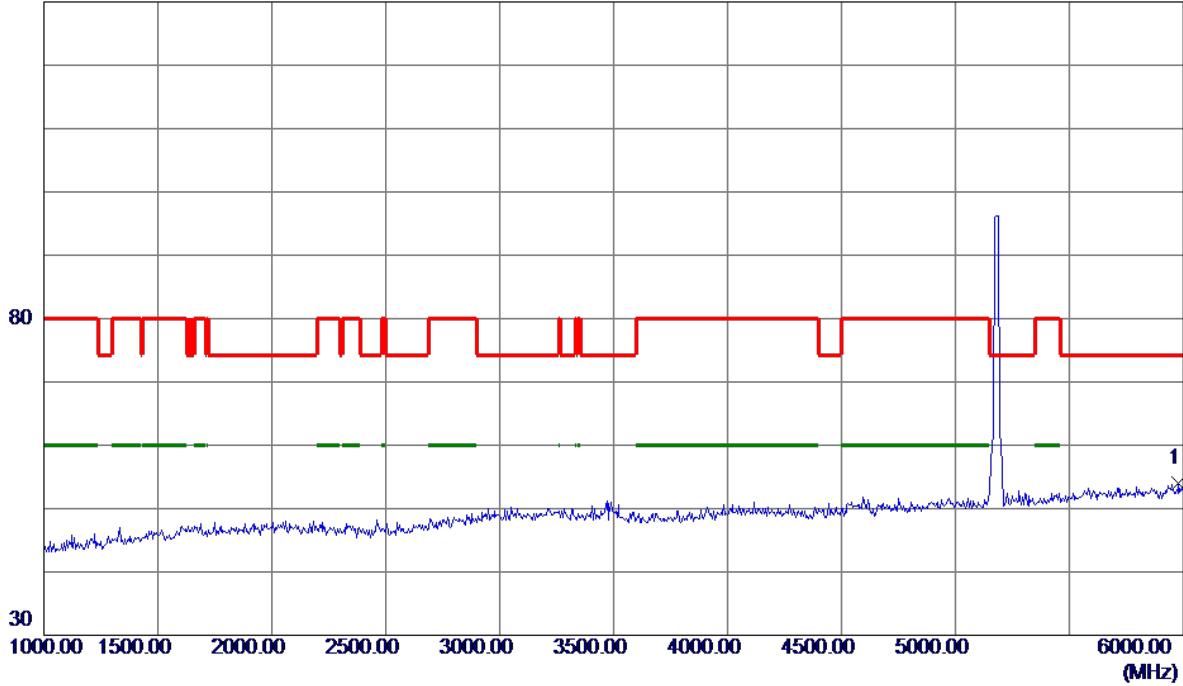


| No. | Freq. MHz | Reading Level dBuV/m | Correct Factor dB | Measure ment dBuV/m | Limit dBuV/m | Margin dB | Detector | Comment |
|-----|--------------|----------------------------|-------------------------|---------------------------|-----------------|--------------|----------|----------|
| 1 | 5150.0000 | 31.61 | 21.03 | 52.64 | 74.00 | -21.36 | Peak | |
| 2 | 5150.0000 | 22.73 | 21.03 | 43.76 | 54.00 | -10.24 | AVG | |
| 3 | 5177.6000 | 62.62 | 21.13 | 83.75 | 999.00 | -915.25 | AVG | No Limit |
| 4 * | 5184.0000 | 69.72 | 21.16 | 90.88 | 68.30 | 22.58 | Peak | No Limit |

| | |
|------------------|-----------------------------|
| Orthogonal Axis: | X |
| Test Mode: | UNII-1/ TX N20 Mode 5180MHz |

Horizontal

130 dBuV/m

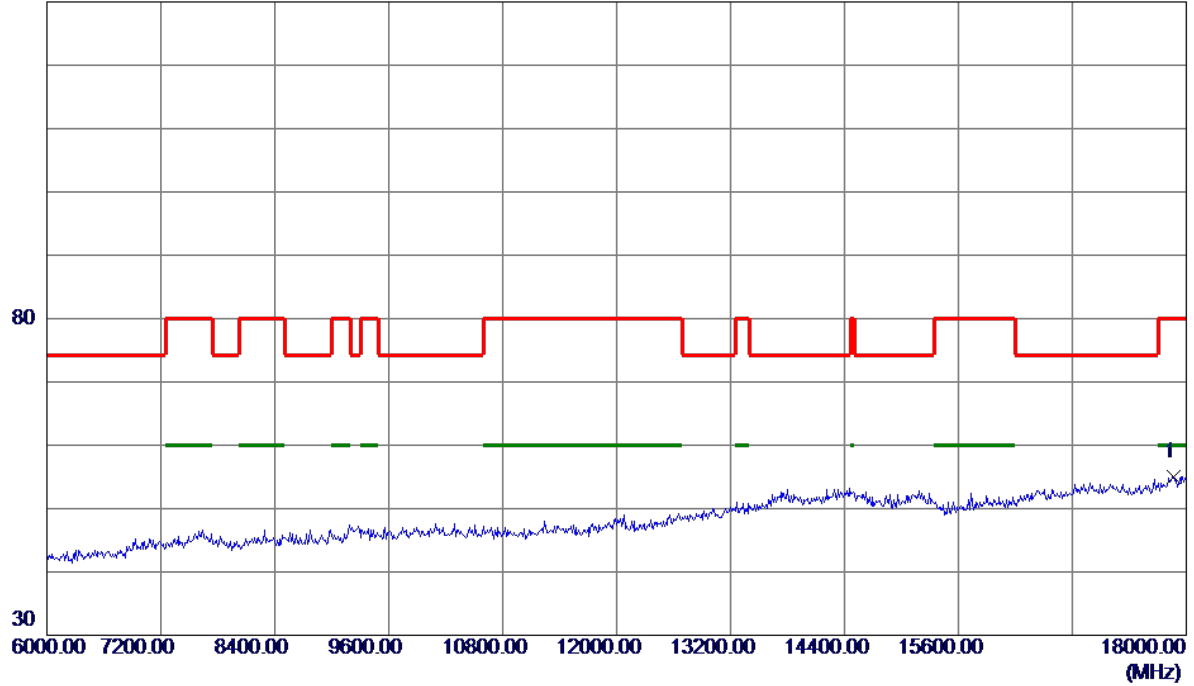


| No. | Freq. MHz | Reading Level dBuV/m | Correct Factor dB | Measure ment dBuV/m | Limit dBuV/m | Margin dB | Detector | Comment |
|-----|--------------|----------------------------|-------------------------|---------------------------|-----------------|--------------|----------|---------|
| 1 * | 5980.0000 | 34.64 | 19.34 | 53.98 | 74.30 | -20.32 | Peak | |

| | |
|------------------|-----------------------------|
| Orthogonal Axis: | X |
| Test Mode: | UNII-1/ TX N20 Mode 5180MHz |

Horizontal

130 dBuV/m

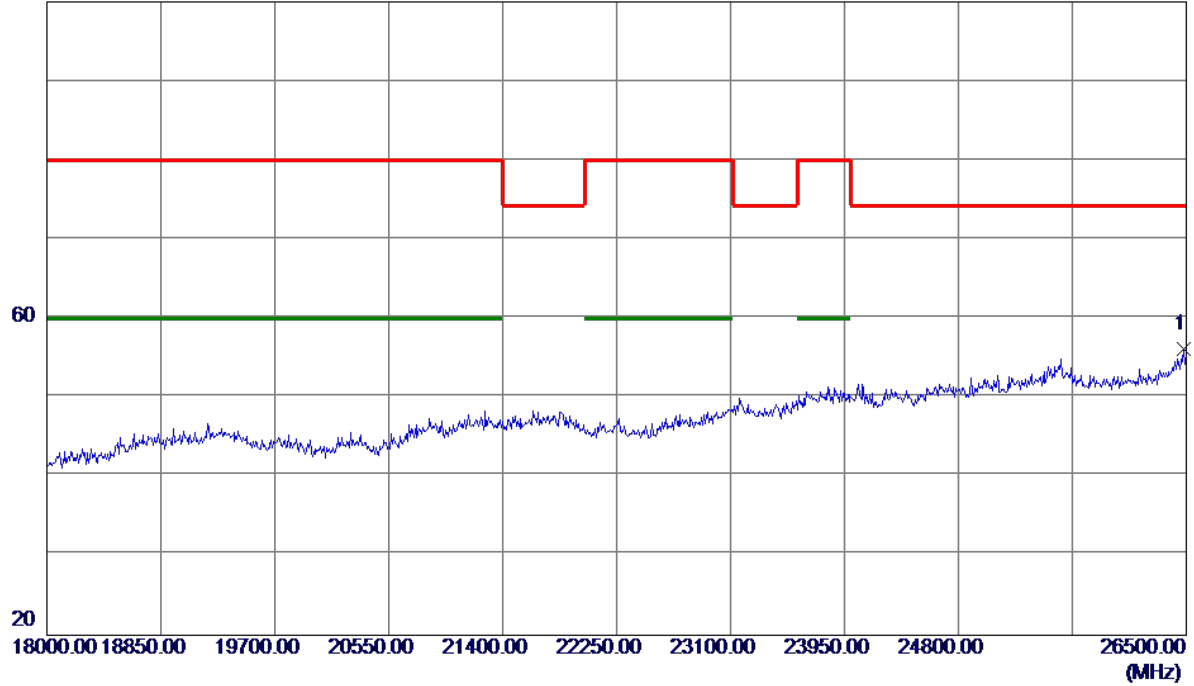


| No. | Freq. MHz | Reading Level dBuV/m | Correct Factor dB | Measure ment dBuV/m | Limit dBuV/m | Margin dB | Detector | Comment |
|-----|--------------|----------------------------|-------------------------|---------------------------|-----------------|--------------|----------|---------|
| 1 * | 17868.0000 | 26.27 | 28.74 | 55.01 | 80.00 | -24.99 | Peak | |

| | |
|------------------|-----------------------------|
| Orthogonal Axis: | X |
| Test Mode: | UNII-1/ TX N20 Mode 5180MHz |

Horizontal

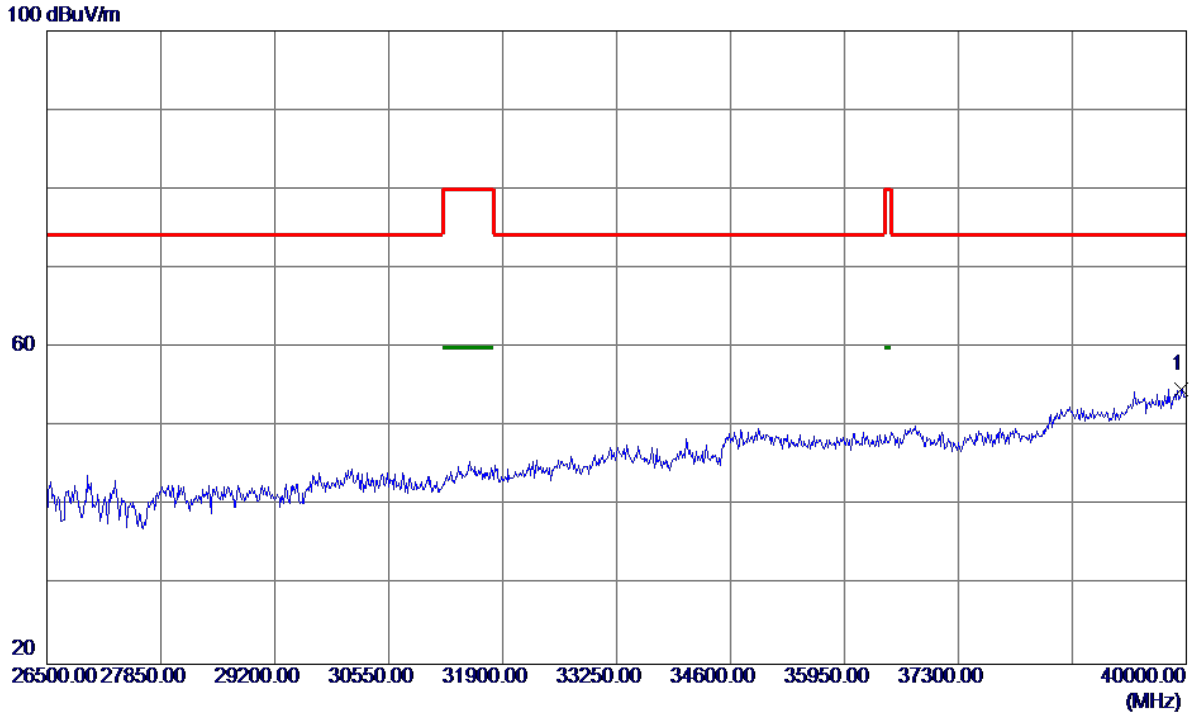
100 dBuV/m



| No. | Freq. MHz | Reading Level dBuV/m | Correct Factor dB | Measure ment dBuV/m | Limit dBuV/m | Margin dB | Detector | Comment |
|-----|--------------|----------------------------|-------------------------|---------------------------|-----------------|--------------|----------|---------|
| 1 * | 26483.0000 | 30.16 | 26.03 | 56.19 | 74.30 | -18.11 | Peak | |

| | |
|------------------|-----------------------------|
| Orthogonal Axis: | X |
| Test Mode: | UNII-1/ TX N20 Mode 5180MHz |

Horizontal

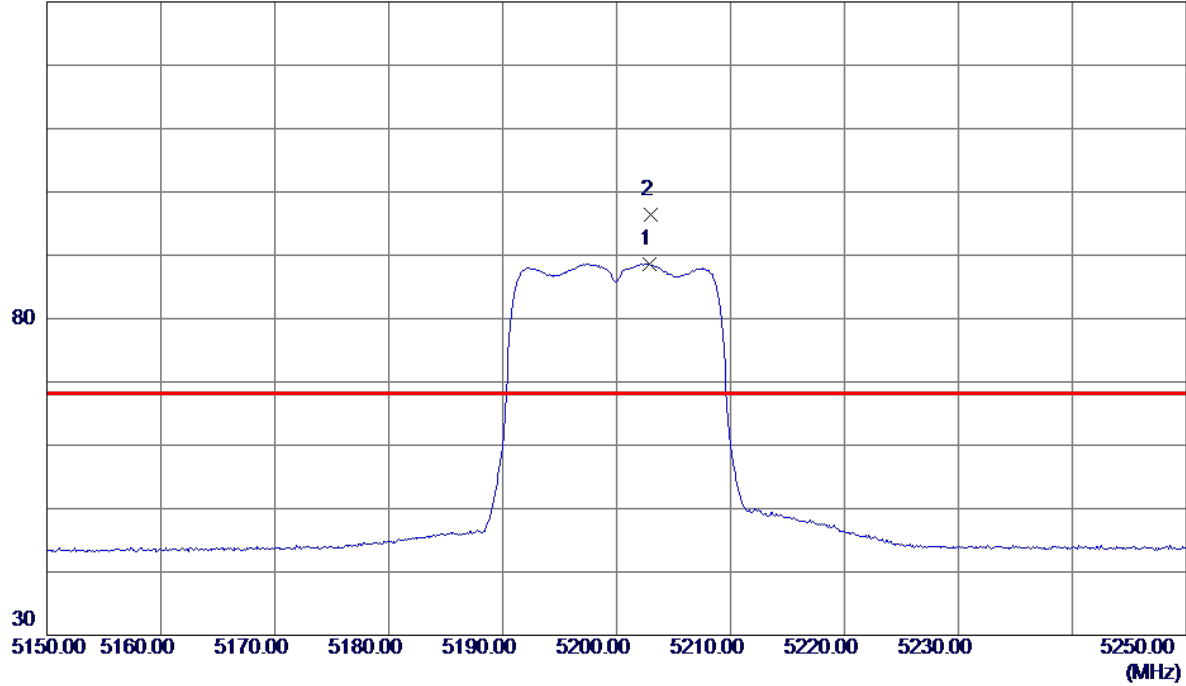


| No. | Freq. MHz | Reading Level dBuV/m | Correct Factor dB | Measure ment dBuV/m | Limit dBuV/m | Margin dB | Detector | Comment |
|-----|--------------|----------------------------|-------------------------|---------------------------|-----------------|--------------|----------|---------|
| 1 * | 39946.0000 | 38.98 | 15.80 | 54.78 | 74.30 | -19.52 | Peak | |

| | |
|------------------|-----------------------------|
| Orthogonal Axis: | X |
| Test Mode: | UNII-1/ TX N20 Mode 5200MHz |

Vertical

130 dBuV/m

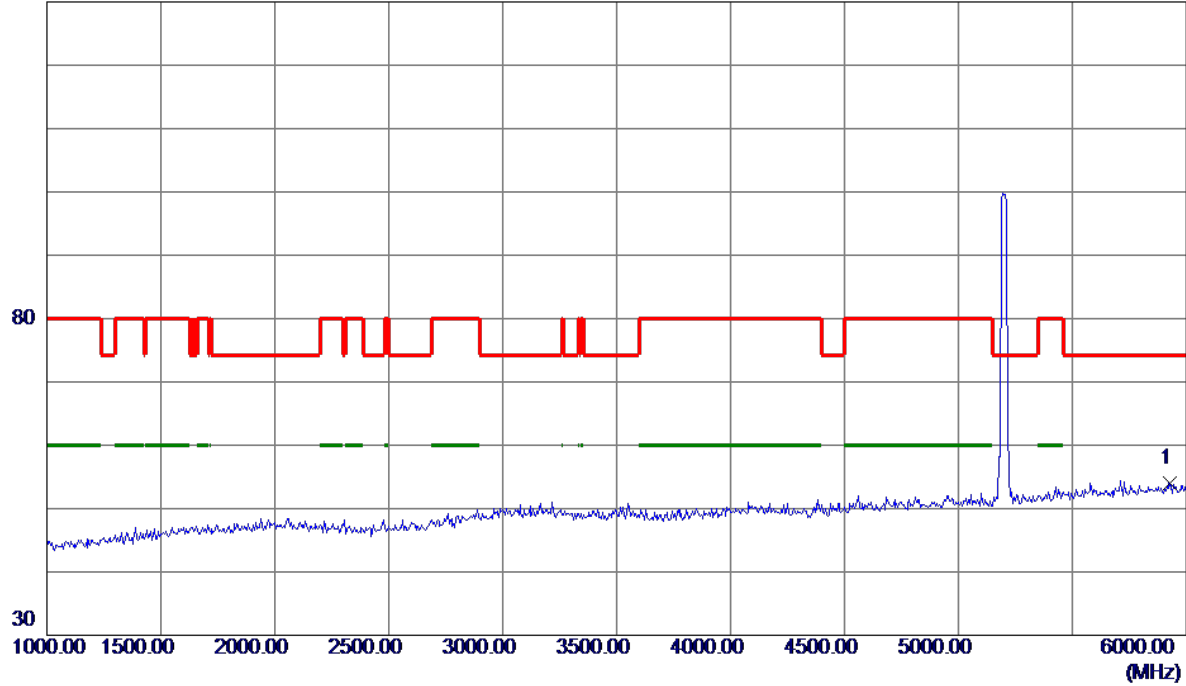


| No. | Freq. MHz | Reading Level dBuV/m | Correct Factor dB | Measure ment dBuV/m | Limit dBuV/m | Margin dB | Detector | Comment |
|-----|--------------|----------------------------|-------------------------|---------------------------|-----------------|--------------|----------|----------|
| 1 | 5202.9000 | 67.45 | 21.22 | 88.67 | 999.00 | -910.33 | AVG | No Limit |
| 2 * | 5203.0000 | 75.22 | 21.22 | 96.44 | 68.30 | 28.14 | Peak | No Limit |

| | |
|------------------|-----------------------------|
| Orthogonal Axis: | X |
| Test Mode: | UNII-1/ TX N20 Mode 5200MHz |

Vertical

130 dBuV/m

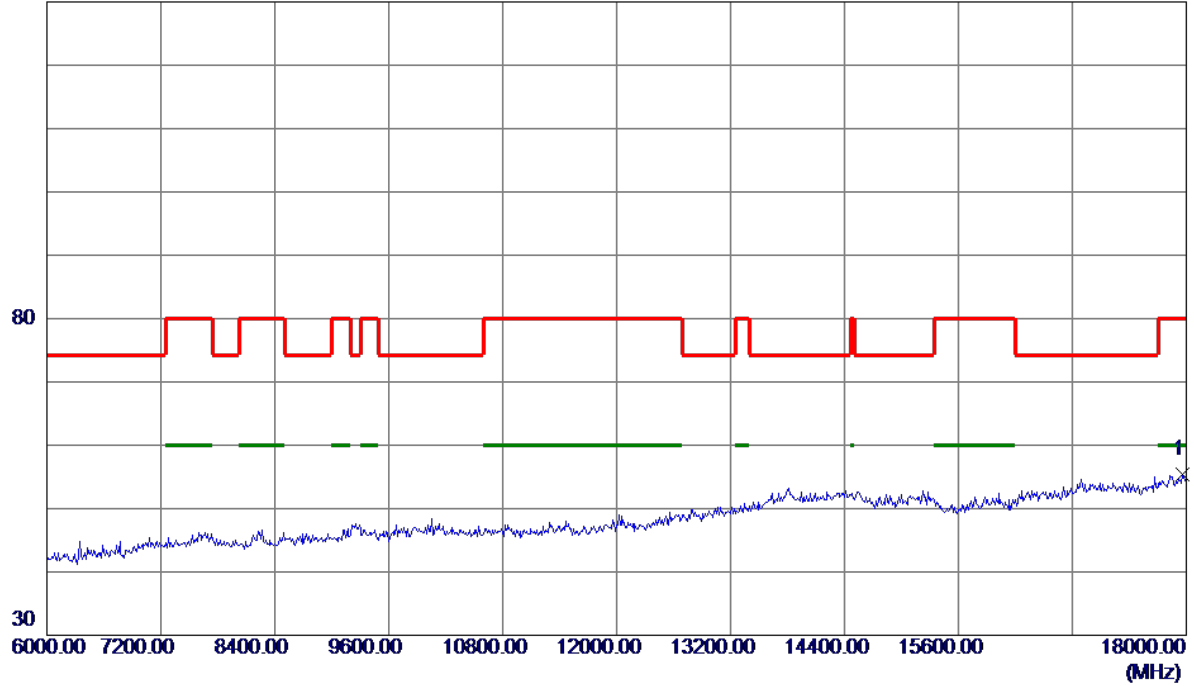


| No. | Freq. MHz | Reading Level dBuV/m | Correct Factor dB | Measure ment dBuV/m | Limit dBuV/m | Margin dB | Detector | Comment |
|-----|--------------|----------------------------|-------------------------|---------------------------|-----------------|--------------|----------|---------|
| 1 * | 5930.0000 | 34.91 | 19.16 | 54.07 | 74.30 | -20.23 | Peak | |

| | |
|------------------|-----------------------------|
| Orthogonal Axis: | X |
| Test Mode: | UNII-1/ TX N20 Mode 5200MHz |

Vertical

130 dBuV/m

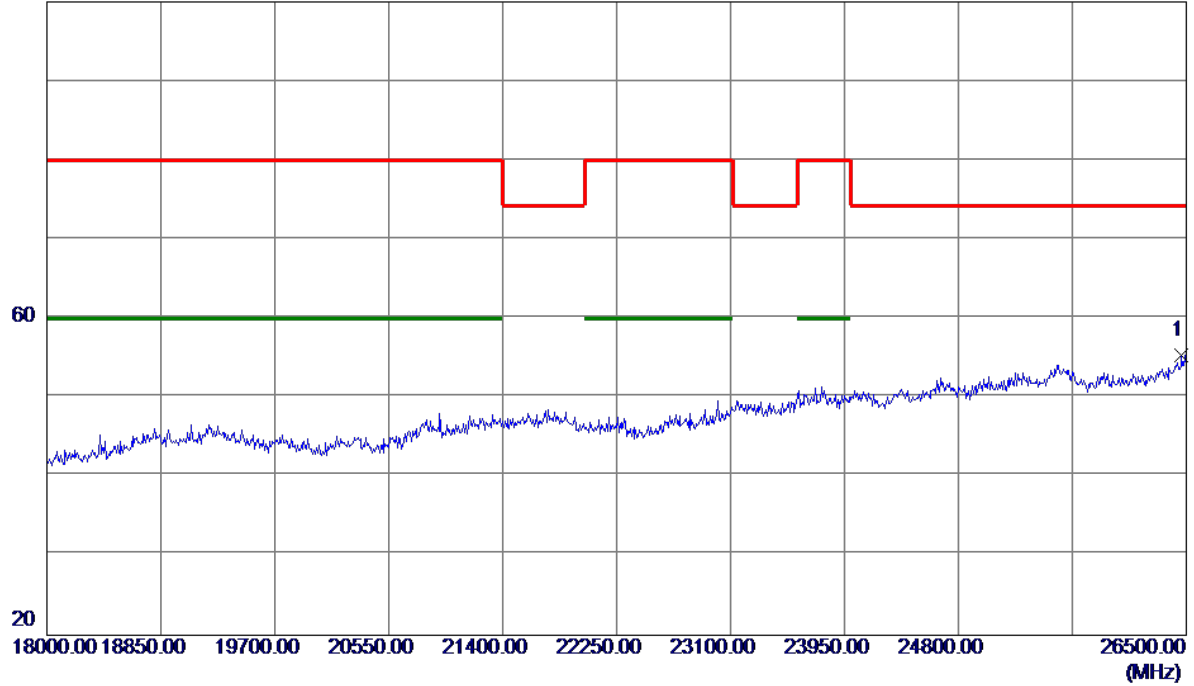


| No. | Freq. MHz | Reading Level dBuV/m | Correct Factor dB | Measure ment dBuV/m | Limit dBuV/m | Margin dB | Detector | Comment |
|-----|--------------|----------------------------|-------------------------|---------------------------|-----------------|--------------|----------|---------|
| 1 * | 17964.0000 | 26.34 | 29.04 | 55.38 | 80.00 | -24.62 | Peak | |

| | |
|------------------|-----------------------------|
| Orthogonal Axis: | X |
| Test Mode: | UNII-1/ TX N20 Mode 5200MHz |

Vertical

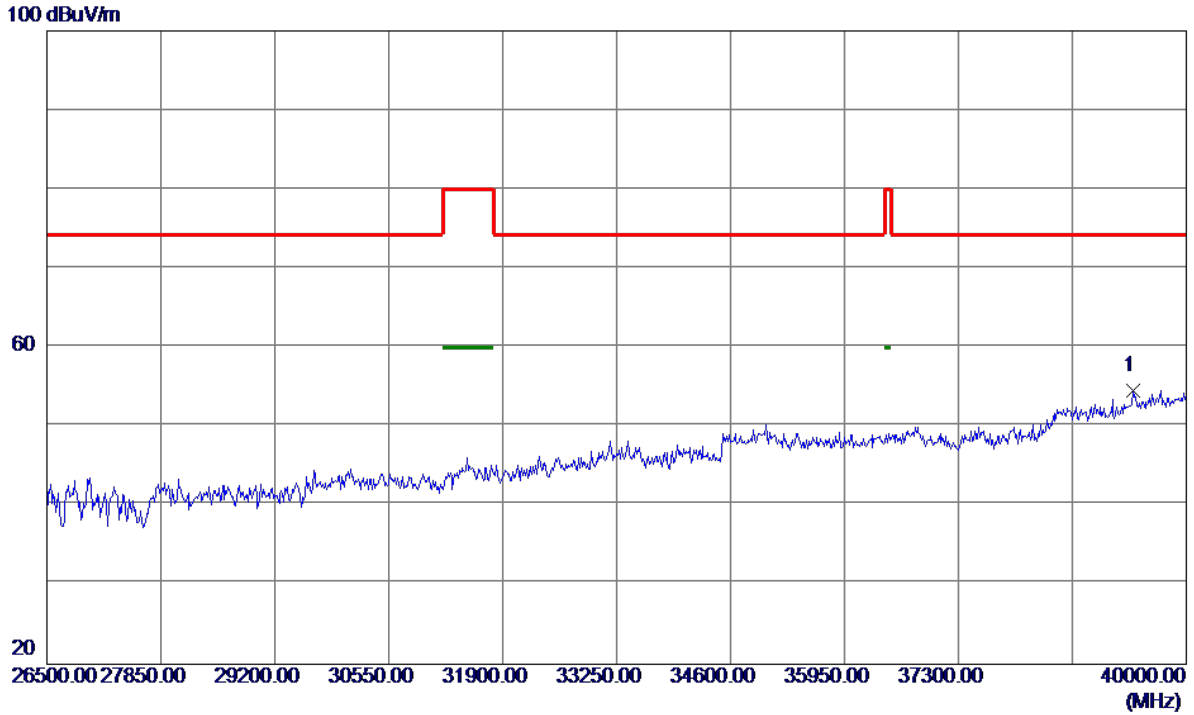
100 dBuV/m



| No. | Freq. MHz | Reading Level dBuV/m | Correct Factor dB | Measure ment dBuV/m | Limit dBuV/m | Margin dB | Detector | Comment |
|-----|--------------|----------------------------|-------------------------|---------------------------|-----------------|--------------|----------|---------|
| 1 * | 26466.0000 | 29.44 | 25.94 | 55.38 | 74.30 | -18.92 | Peak | |

| | |
|------------------|-----------------------------|
| Orthogonal Axis: | X |
| Test Mode: | UNII-1/ TX N20 Mode 5200MHz |

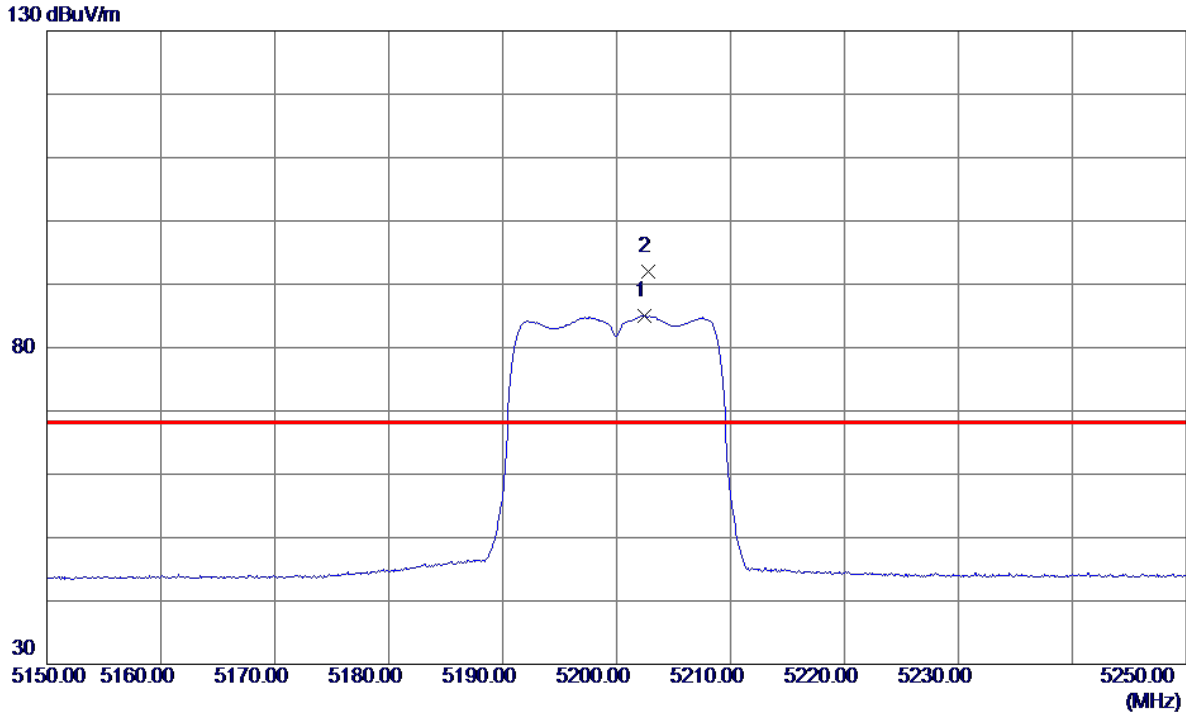
Vertical



| No. | Freq. MHz | Reading Level dBuV/m | Correct Factor dB | Measure ment dBuV/m | Limit dBuV/m | Margin dB | Detector | Comment |
|-----|--------------|----------------------------|-------------------------|---------------------------|-----------------|--------------|----------|---------|
| 1 * | 39365.5000 | 39.93 | 14.70 | 54.63 | 74.30 | -19.67 | Peak | |

| | |
|------------------|-----------------------------|
| Orthogonal Axis: | X |
| Test Mode: | UNII-1/ TX N20 Mode 5200MHz |

Horizontal

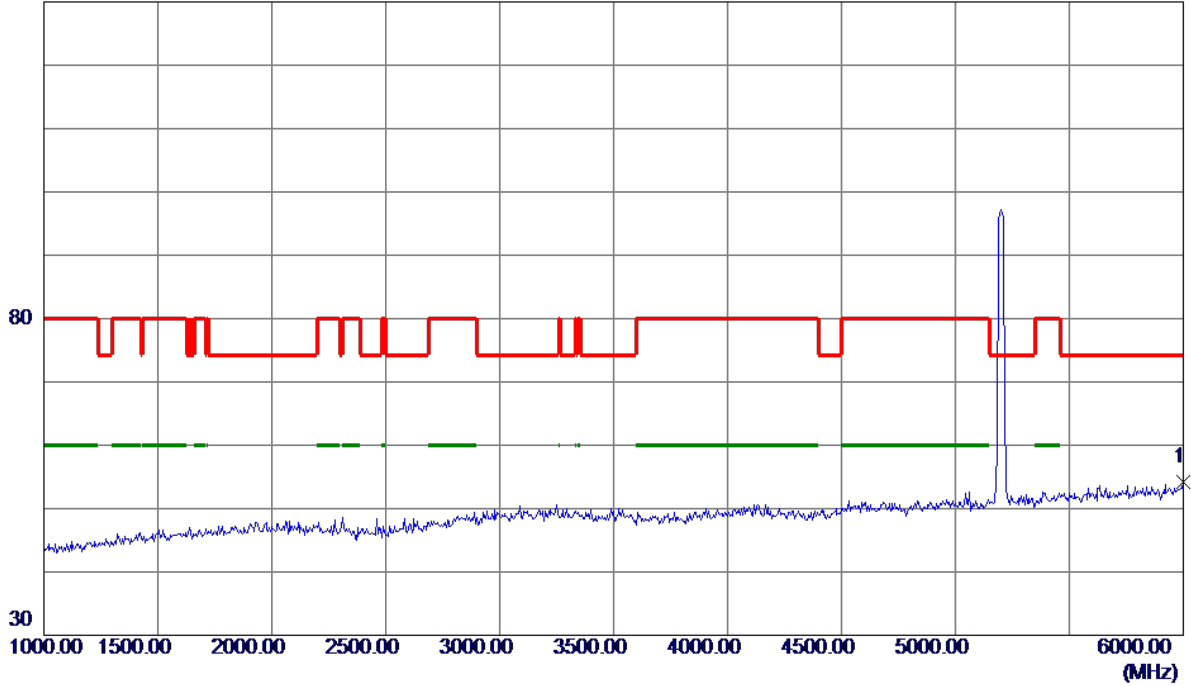


| No. | Freq. MHz | Reading Level dBuV/m | Correct Factor dB | Measure ment dBuV/m | Limit dBuV/m | Margin dB | Detector | Comment |
|-----|--------------|----------------------------|-------------------------|---------------------------|-----------------|--------------|----------|----------|
| 1 | 5202.4000 | 63.81 | 21.22 | 85.03 | 999.00 | -913.97 | AVG | No Limit |
| 2 * | 5202.8000 | 70.74 | 21.22 | 91.96 | 68.30 | 23.66 | Peak | No Limit |

| | |
|------------------|-----------------------------|
| Orthogonal Axis: | X |
| Test Mode: | UNII-1/ TX N20 Mode 5200MHz |

Horizontal

130 dBuV/m

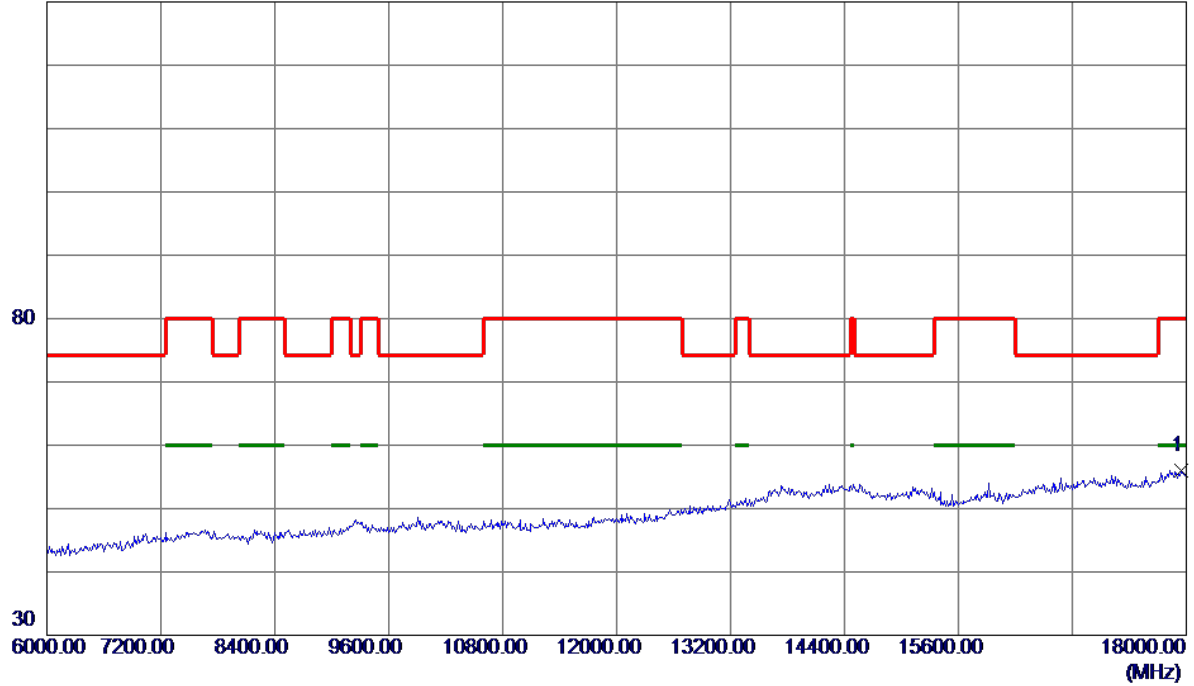


| No. | Freq. MHz | Reading Level dBuV/m | Correct Factor dB | Measure ment dBuV/m | Limit dBuV/m | Margin dB | Detector | Comment |
|-----|--------------|----------------------------|-------------------------|---------------------------|-----------------|--------------|----------|---------|
| 1 * | 6000.0000 | 34.81 | 19.41 | 54.22 | 74.30 | -20.08 | Peak | |

| | |
|------------------|-----------------------------|
| Orthogonal Axis: | X |
| Test Mode: | UNII-1/ TX N20 Mode 5200MHz |

Horizontal

130 dBuV/m

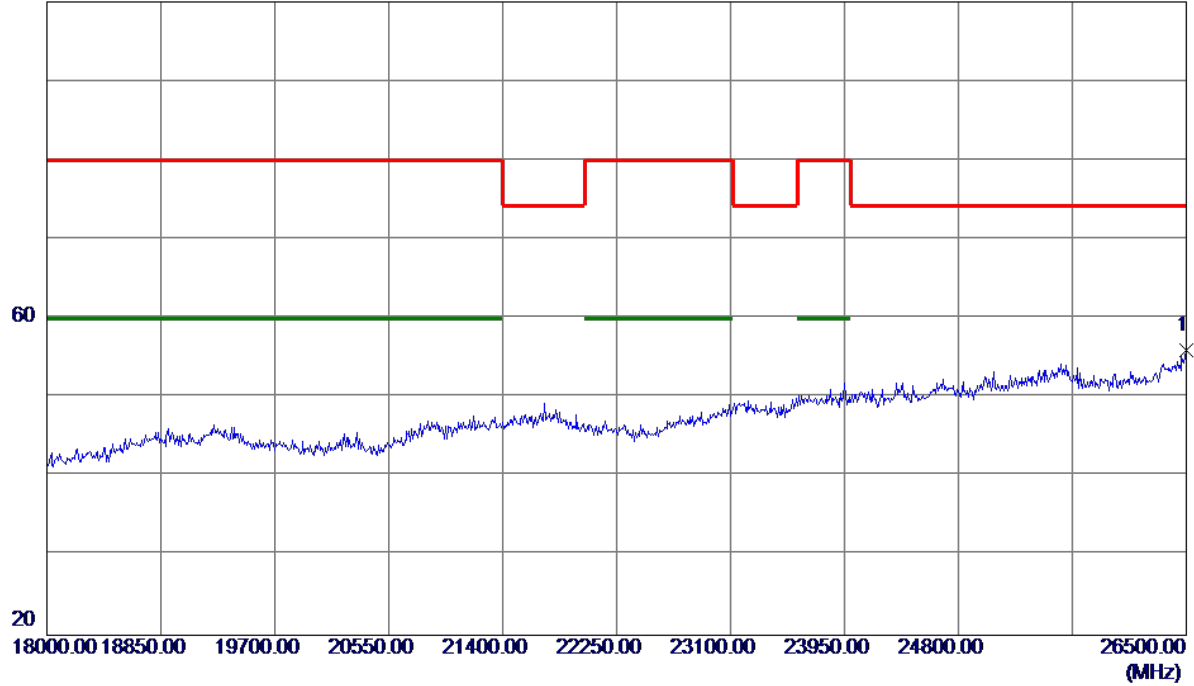


| No. | Freq. MHz | Reading Level dBuV/m | Correct Factor dB | Measure ment dBuV/m | Limit dBuV/m | Margin dB | Detector | Comment |
|-----|--------------|----------------------------|-------------------------|---------------------------|-----------------|--------------|----------|---------|
| 1 * | 17952.0000 | 27.08 | 29.01 | 56.09 | 80.00 | -23.91 | Peak | |

| | |
|------------------|-----------------------------|
| Orthogonal Axis: | X |
| Test Mode: | UNII-1/ TX N20 Mode 5200MHz |

Horizontal

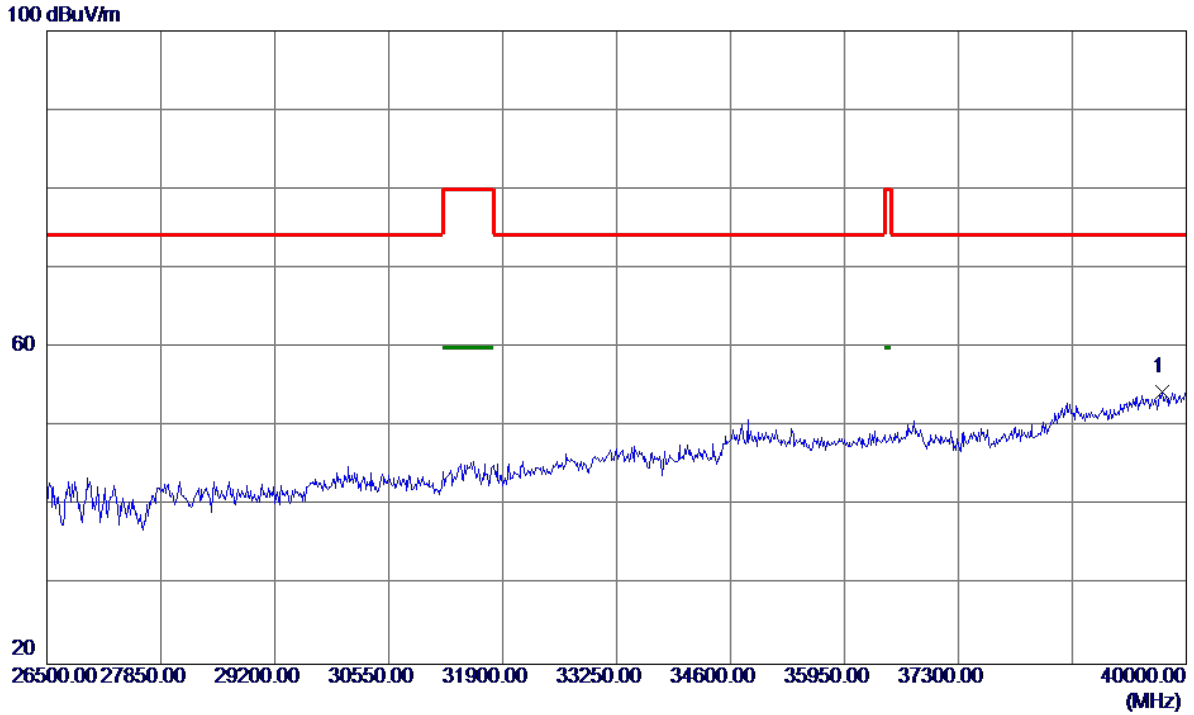
100 dBuV/m



| No. | Freq. MHz | Reading Level dBuV/m | Correct Factor dB | Measure ment dBuV/m | Limit dBuV/m | Margin dB | Detector | Comment |
|-----|--------------|----------------------------|-------------------------|---------------------------|-----------------|--------------|----------|---------|
| 1 * | 26500.0000 | 29.84 | 26.12 | 55.96 | 74.30 | -18.34 | Peak | |

| | |
|------------------|-----------------------------|
| Orthogonal Axis: | X |
| Test Mode: | UNII-1/ TX N20 Mode 5200MHz |

Horizontal

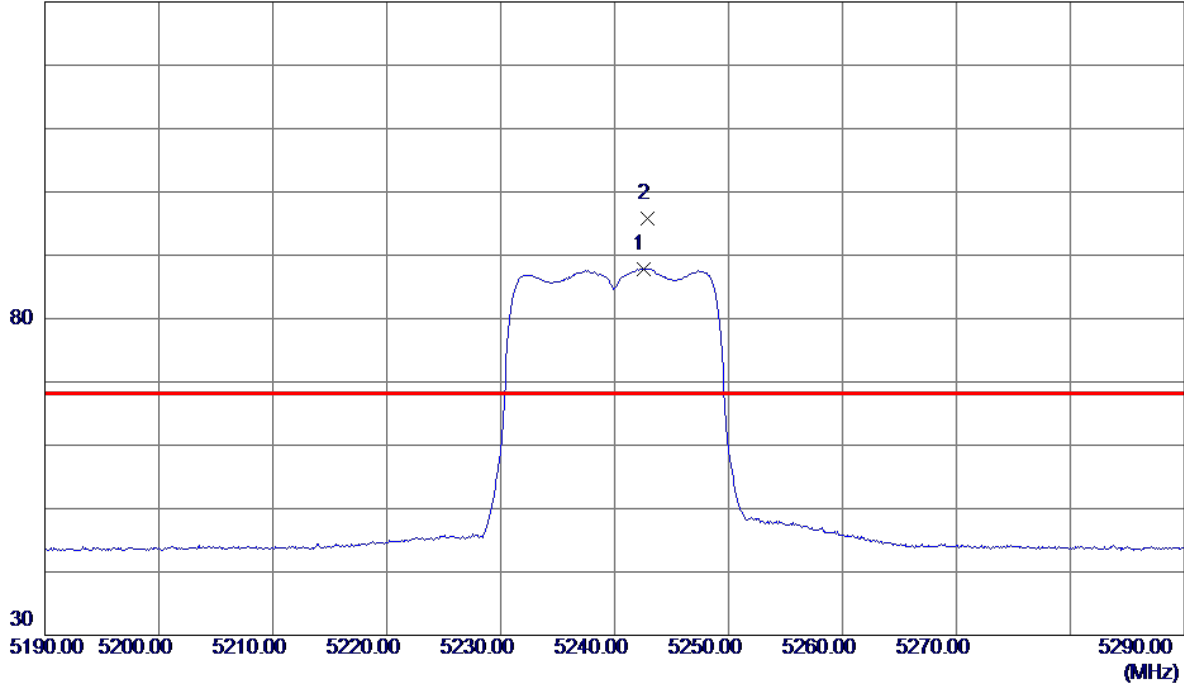


| No. | Freq. MHz | Reading Level dBuV/m | Correct Factor dB | Measure ment dBuV/m | Limit dBuV/m | Margin dB | Detector | Comment |
|-----|--------------|----------------------------|-------------------------|---------------------------|-----------------|--------------|----------|---------|
| 1 * | 39716.5000 | 38.99 | 15.43 | 54.42 | 74.30 | -19.88 | Peak | |

| | |
|------------------|-----------------------------|
| Orthogonal Axis: | X |
| Test Mode: | UNII-1/ TX N20 Mode 5240MHz |

Vertical

130 dBuV/m

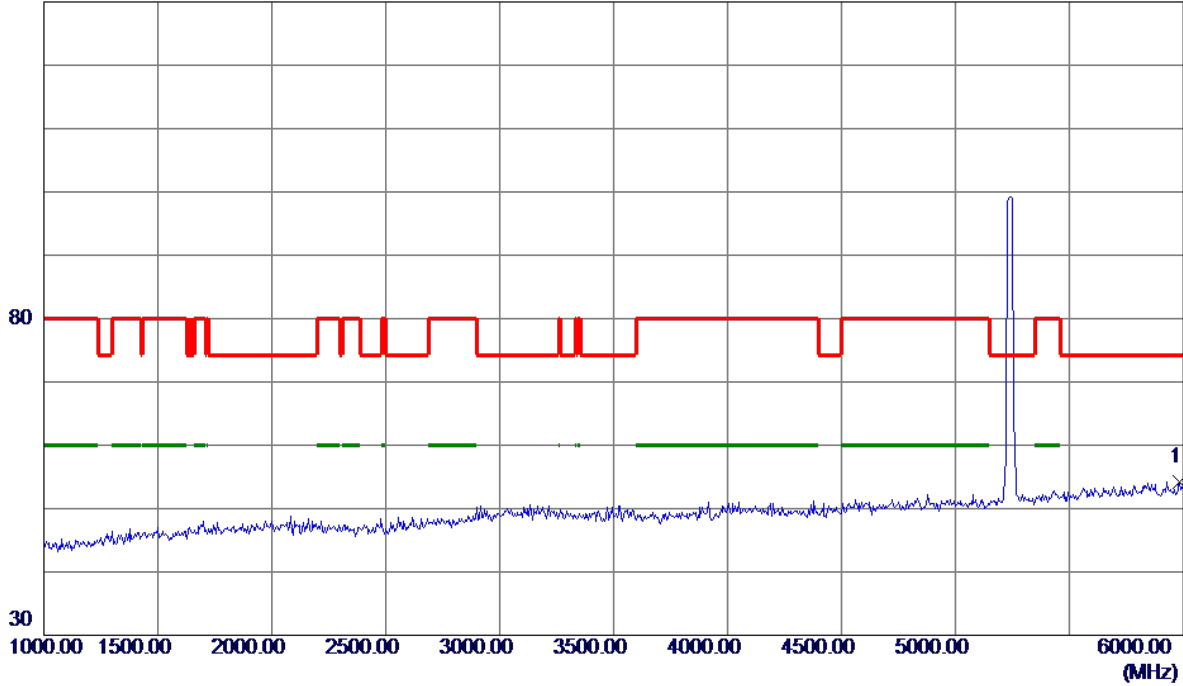


| No. | Freq. MHz | Reading Level dBuV/m | Correct Factor dB | Measure ment dBuV/m | Limit dBuV/m | Margin dB | Detector | Comment |
|-----|--------------|----------------------------|-------------------------|---------------------------|-----------------|--------------|----------|----------|
| 1 | 5242.5000 | 66.49 | 21.37 | 87.86 | 999.00 | -911.14 | AVG | No Limit |
| 2 * | 5242.9000 | 74.46 | 21.37 | 95.83 | 68.30 | 27.53 | Peak | No Limit |

| | |
|------------------|-----------------------------|
| Orthogonal Axis: | X |
| Test Mode: | UNII-1/ TX N20 Mode 5240MHz |

Vertical

130 dBuV/m

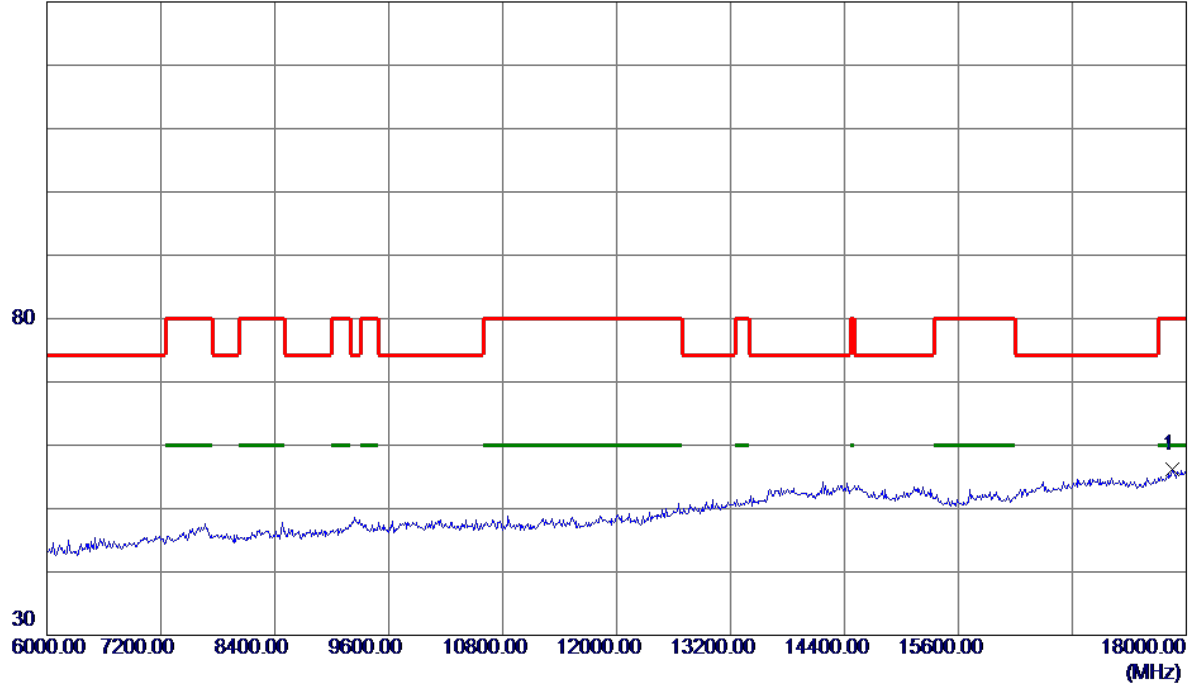


| No. | Freq. MHz | Reading Level dBuV/m | Correct Factor dB | Measure ment dBuV/m | Limit dBuV/m | Margin dB | Detector | Comment |
|-----|--------------|----------------------------|-------------------------|---------------------------|-----------------|--------------|----------|---------|
| 1 * | 5985.0000 | 34.88 | 19.36 | 54.24 | 74.30 | -20.06 | Peak | |

| | |
|------------------|-----------------------------|
| Orthogonal Axis: | X |
| Test Mode: | UNII-1/ TX N20 Mode 5240MHz |

Vertical

130 dBuV/m

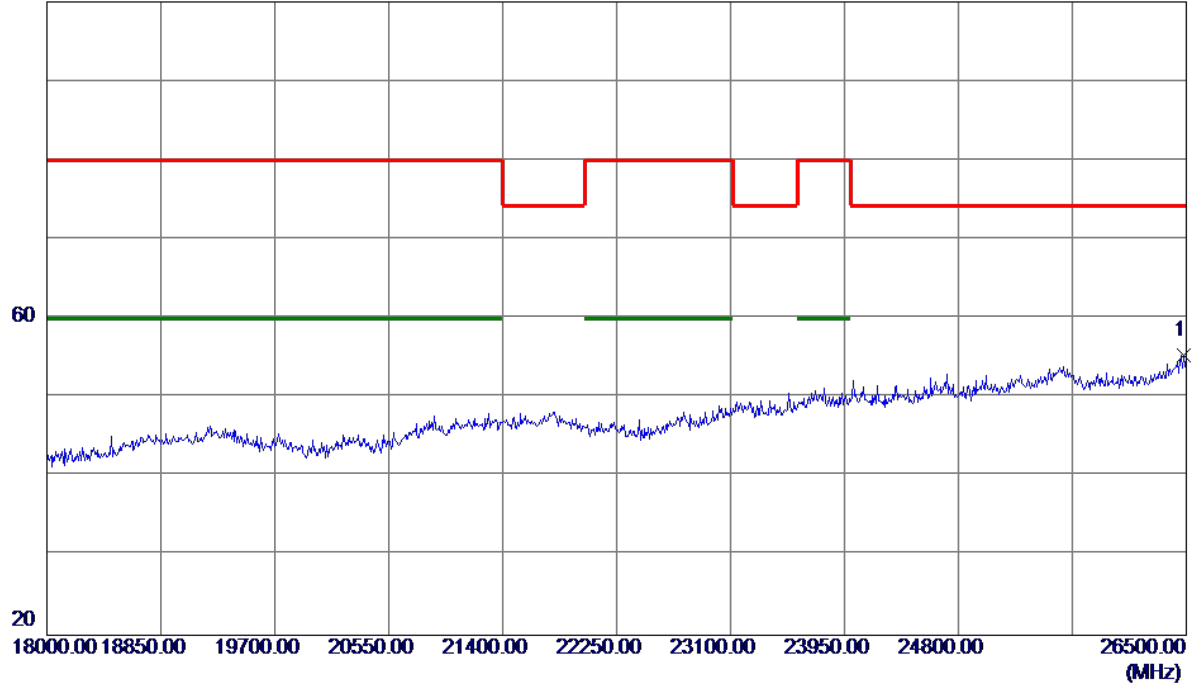


| No. | Freq. MHz | Reading Level dBuV/m | Correct Factor dB | Measure ment dBuV/m | Limit dBuV/m | Margin dB | Detector | Comment |
|-----|--------------|----------------------------|-------------------------|---------------------------|-----------------|--------------|----------|---------|
| 1 * | 17856.0000 | 27.55 | 28.70 | 56.25 | 80.00 | -23.75 | Peak | |

| | |
|------------------|-----------------------------|
| Orthogonal Axis: | X |
| Test Mode: | UNII-1/ TX N20 Mode 5240MHz |

Vertical

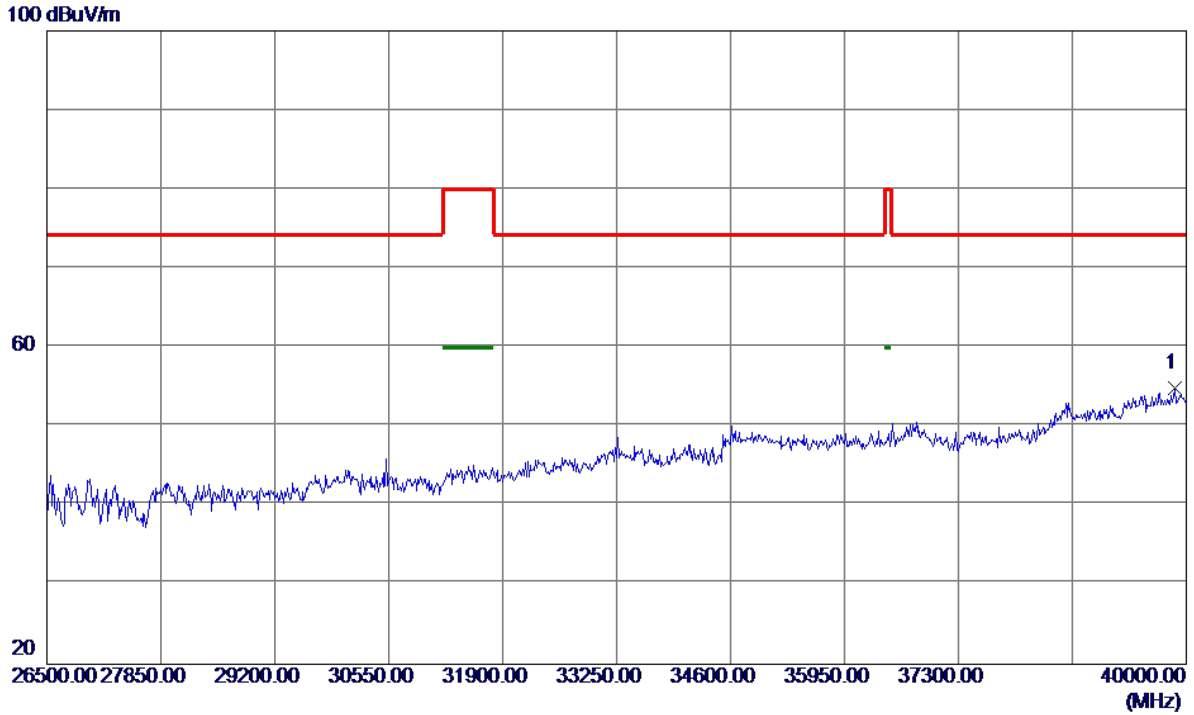
100 dBuV/m



| No. | Freq. MHz | Reading Level dBuV/m | Correct Factor dB | Measure ment dBuV/m | Limit dBuV/m | Margin dB | Detector | Comment |
|-----|--------------|----------------------------|-------------------------|---------------------------|-----------------|--------------|----------|---------|
| 1 * | 26483.0000 | 29.34 | 26.03 | 55.37 | 74.30 | -18.93 | Peak | |

| | |
|------------------|-----------------------------|
| Orthogonal Axis: | X |
| Test Mode: | UNII-1/ TX N20 Mode 5240MHz |

Vertical

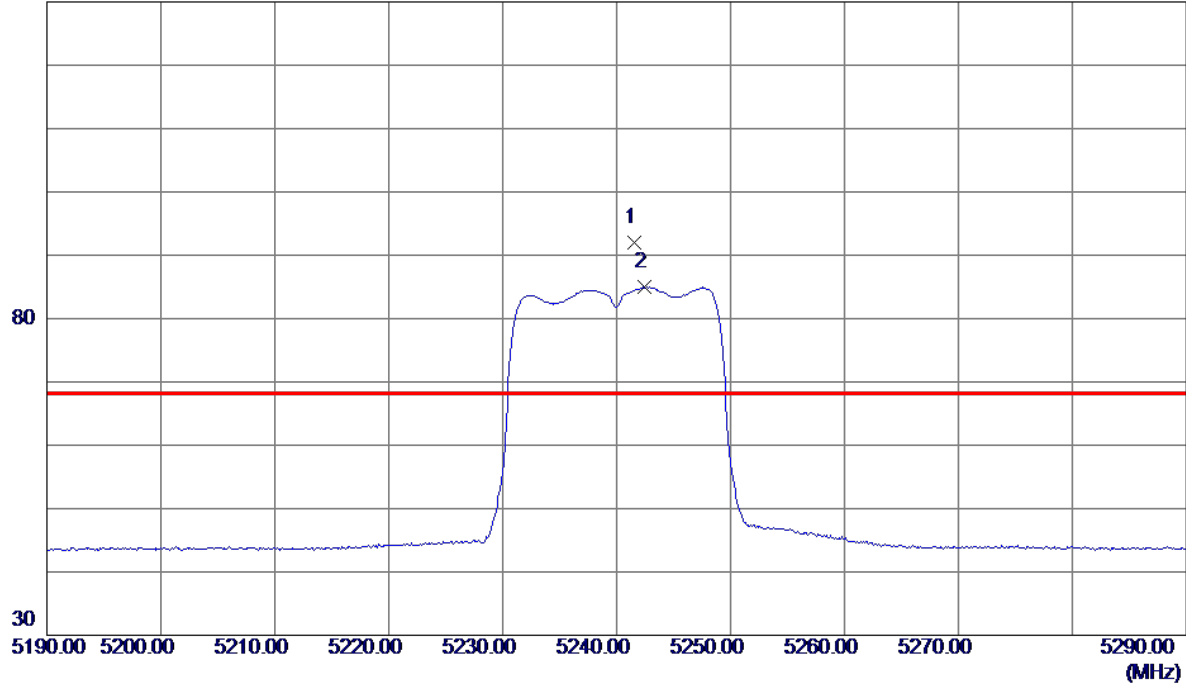


| No. | Freq. MHz | Reading Level dBuV/m | Correct Factor dB | Measure ment dBuV/m | Limit dBuV/m | Margin dB | Detector | Comment |
|-----|--------------|----------------------------|-------------------------|---------------------------|-----------------|--------------|----------|---------|
| 1 * | 39865.0000 | 39.14 | 15.67 | 54.81 | 74.30 | -19.49 | Peak | |

| | |
|------------------|-----------------------------|
| Orthogonal Axis: | X |
| Test Mode: | UNII-1/ TX N20 Mode 5240MHz |

Horizontal

130 dBuV/m

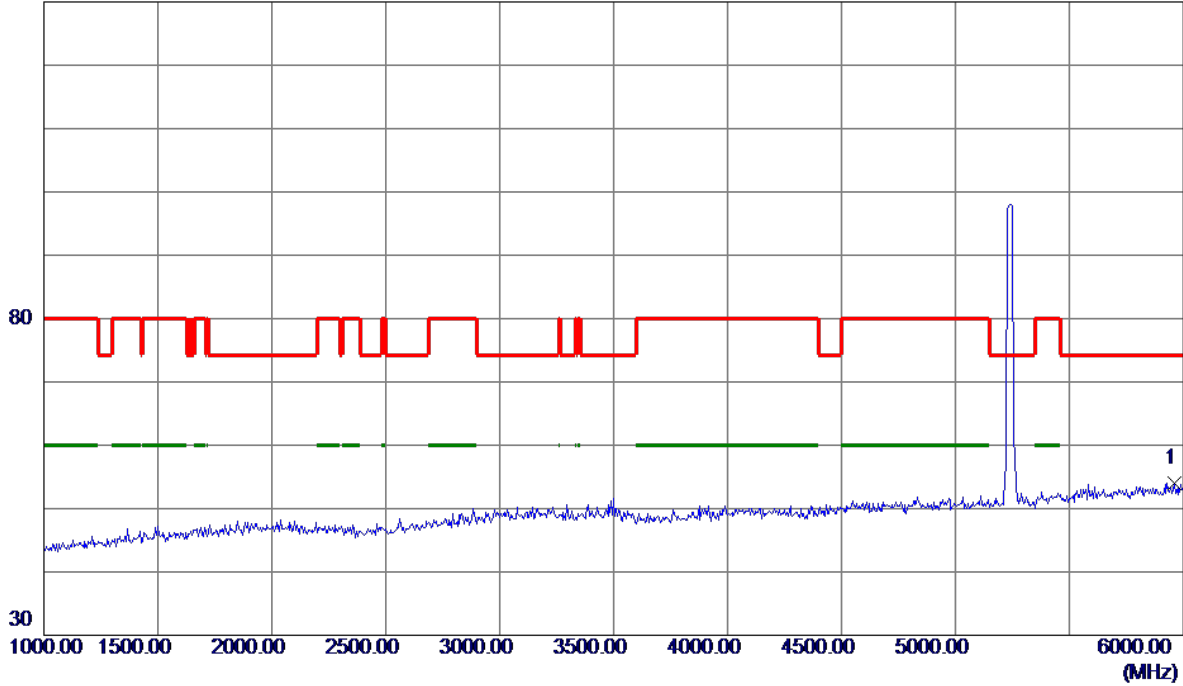


| No. | Freq. MHz | Reading Level dBuV/m | Correct Factor dB | Measure ment dBuV/m | Limit dBuV/m | Margin dB | Detector | Comment |
|-----|--------------|----------------------------|-------------------------|---------------------------|-----------------|--------------|----------|----------|
| 1 * | 5241.6000 | 70.66 | 21.36 | 92.02 | 68.30 | 23.72 | Peak | No Limit |
| 2 | 5242.4000 | 63.56 | 21.37 | 84.93 | 999.00 | -914.07 | AVG | No Limit |

| | |
|------------------|-----------------------------|
| Orthogonal Axis: | X |
| Test Mode: | UNII-1/ TX N20 Mode 5240MHz |

Horizontal

130 dBuV/m

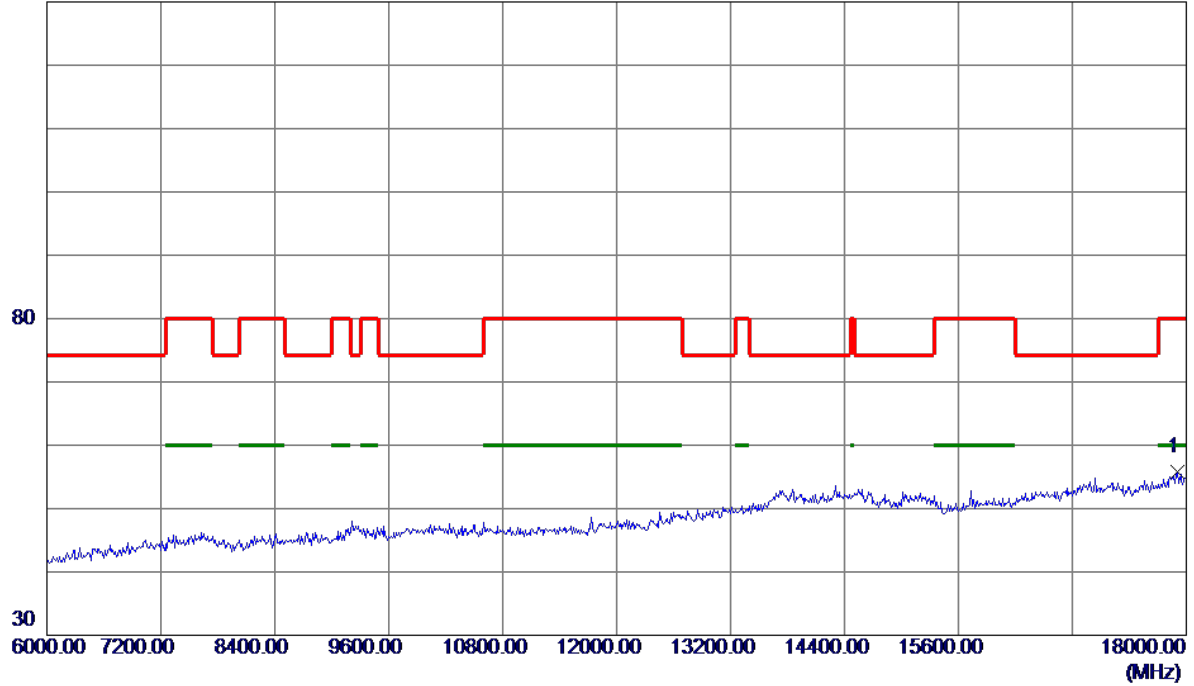


| No. | Freq. MHz | Reading Level dBuV/m | Correct Factor dB | Measure ment dBuV/m | Limit dBuV/m | Margin dB | Detector | Comment |
|-----|--------------|----------------------------|-------------------------|---------------------------|-----------------|--------------|----------|---------|
| 1 * | 5960.0000 | 34.78 | 19.27 | 54.05 | 74.30 | -20.25 | Peak | |

| | |
|------------------|-----------------------------|
| Orthogonal Axis: | X |
| Test Mode: | UNII-1/ TX N20 Mode 5240MHz |

Horizontal

130 dBuV/m

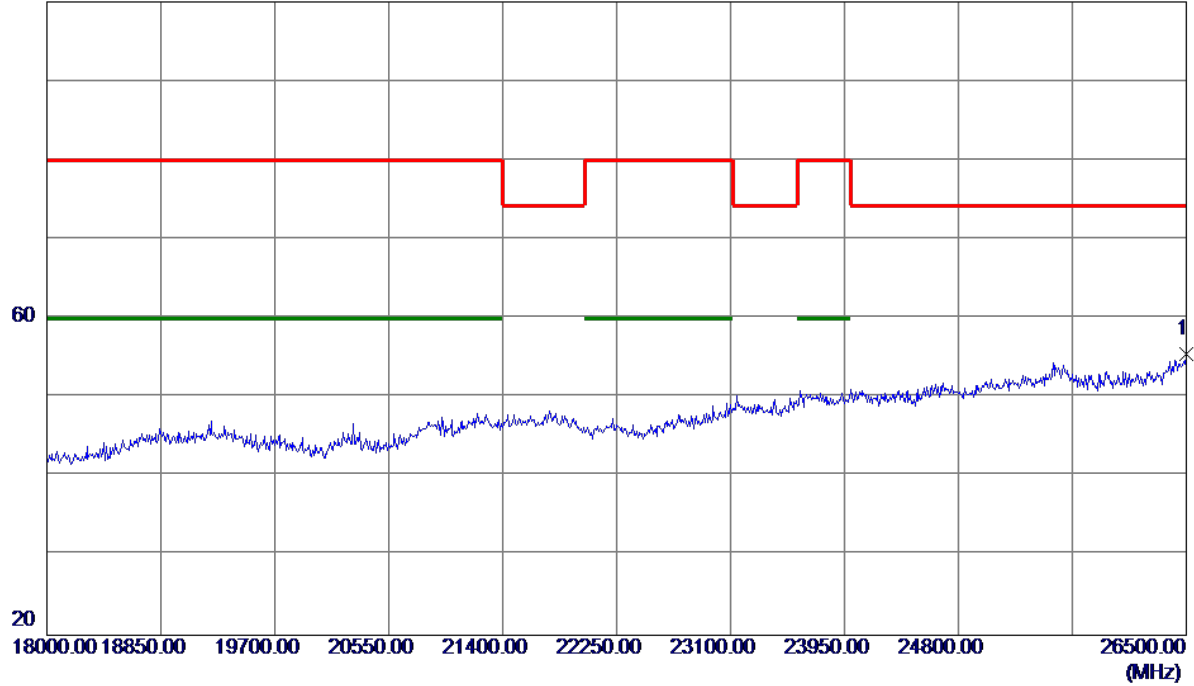


| No. | Freq. MHz | Reading Level dBuV/m | Correct Factor dB | Measure ment dBuV/m | Limit dBuV/m | Margin dB | Detector | Comment |
|-----|--------------|----------------------------|-------------------------|---------------------------|-----------------|--------------|----------|---------|
| 1 * | 17904.0000 | 26.89 | 28.85 | 55.74 | 80.00 | -24.26 | Peak | |

| | |
|------------------|-----------------------------|
| Orthogonal Axis: | X |
| Test Mode: | UNII-1/ TX N20 Mode 5240MHz |

Horizontal

100 dBuV/m



| No. | Freq. MHz | Reading Level dBuV/m | Correct Factor dB | Measure ment dBuV/m | Limit dBuV/m | Margin dB | Detector | Comment |
|-----|--------------|----------------------------|-------------------------|---------------------------|-----------------|--------------|----------|---------|
| 1 * | 26500.0000 | 29.36 | 26.12 | 55.48 | 74.30 | -18.82 | Peak | |

| | |
|------------------|-----------------------------|
| Orthogonal Axis: | X |
| Test Mode: | UNII-1/ TX N20 Mode 5240MHz |

Horizontal

100 dBuV/m

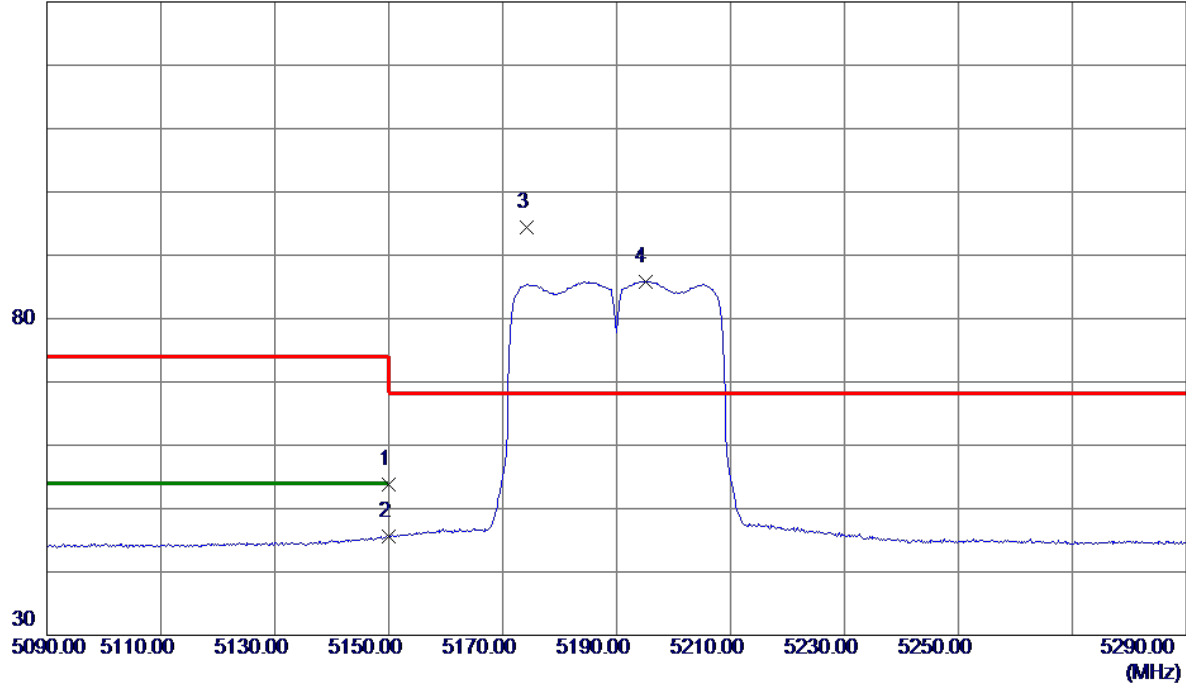


| No. | Freq. MHz | Reading Level dBuV/m | Correct Factor dB | Measure ment dBuV/m | Limit dBuV/m | Margin dB | Detector | Comment |
|-----|--------------|----------------------------|-------------------------|---------------------------|-----------------|--------------|----------|---------|
| 1 * | 39743.5000 | 39.55 | 15.47 | 55.02 | 74.30 | -19.28 | Peak | |

| | |
|------------------|-----------------------------|
| Orthogonal Axis: | X |
| Test Mode: | UNII-1/ TX N40 Mode 5190MHz |

Vertical

130 dBuV/m

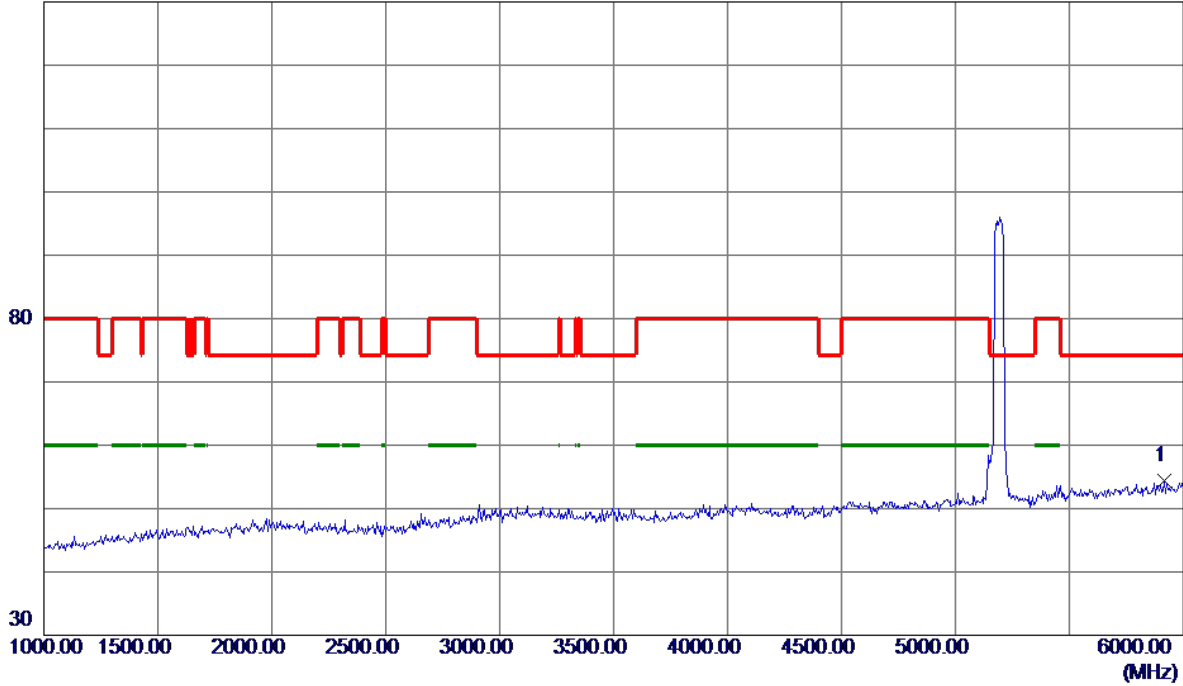


| No. | Freq. MHz | Reading Level dBuV/m | Correct Factor dB | Measure ment dBuV/m | Limit dBuV/m | Margin dB | Detector | Comment |
|-----|--------------|----------------------------|-------------------------|---------------------------|-----------------|--------------|----------|----------|
| 1 | 5150.0000 | 32.77 | 21.03 | 53.80 | 74.00 | -20.20 | Peak | |
| 2 | 5150.0000 | 24.64 | 21.03 | 45.67 | 54.00 | -8.33 | AVG | |
| 3 * | 5174.2000 | 73.35 | 21.12 | 94.47 | 68.30 | 26.17 | Peak | No Limit |
| 4 | 5195.0000 | 64.68 | 21.20 | 85.88 | 999.00 | -913.12 | AVG | No Limit |

| | |
|------------------|-----------------------------|
| Orthogonal Axis: | X |
| Test Mode: | UNII-1/ TX N40 Mode 5190MHz |

Vertical

130 dBuV/m

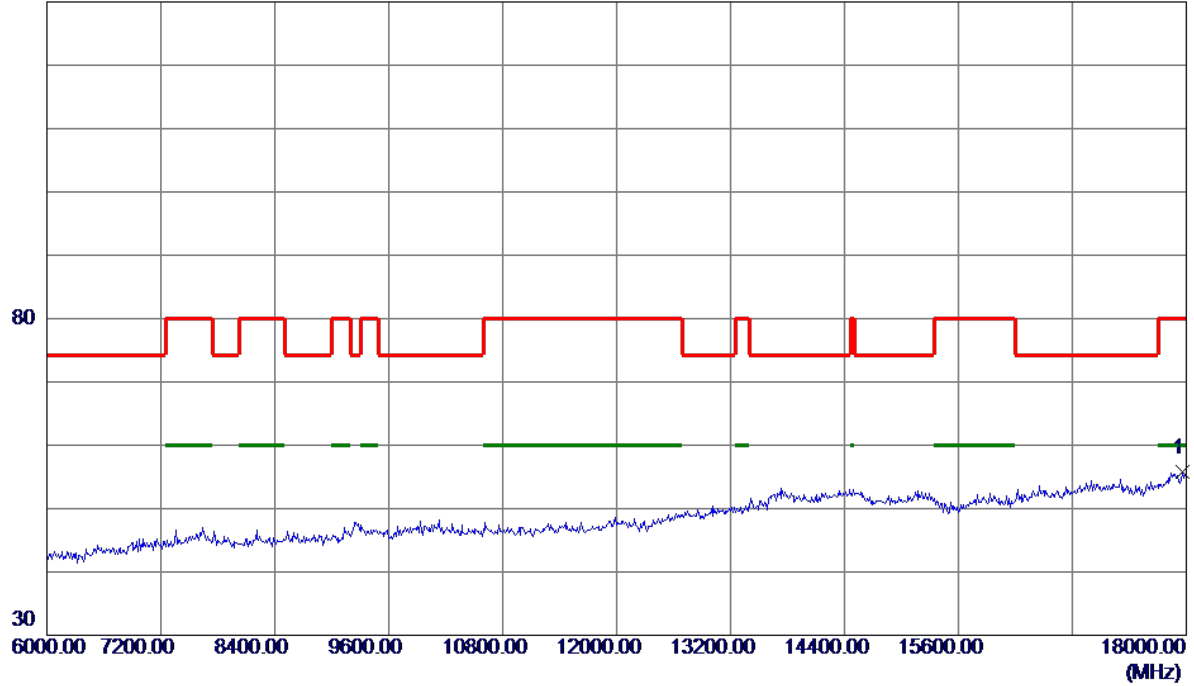


| No. | Freq. MHz | Reading Level dBuV/m | Correct Factor dB | Measure ment dBuV/m | Limit dBuV/m | Margin dB | Detector | Comment |
|-----|--------------|----------------------------|-------------------------|---------------------------|-----------------|--------------|----------|---------|
| 1 * | 5915.0000 | 35.21 | 19.11 | 54.32 | 74.30 | -19.98 | Peak | |

| | |
|------------------|-----------------------------|
| Orthogonal Axis: | X |
| Test Mode: | UNII-1/ TX N40 Mode 5190MHz |

Vertical

130 dBuV/m

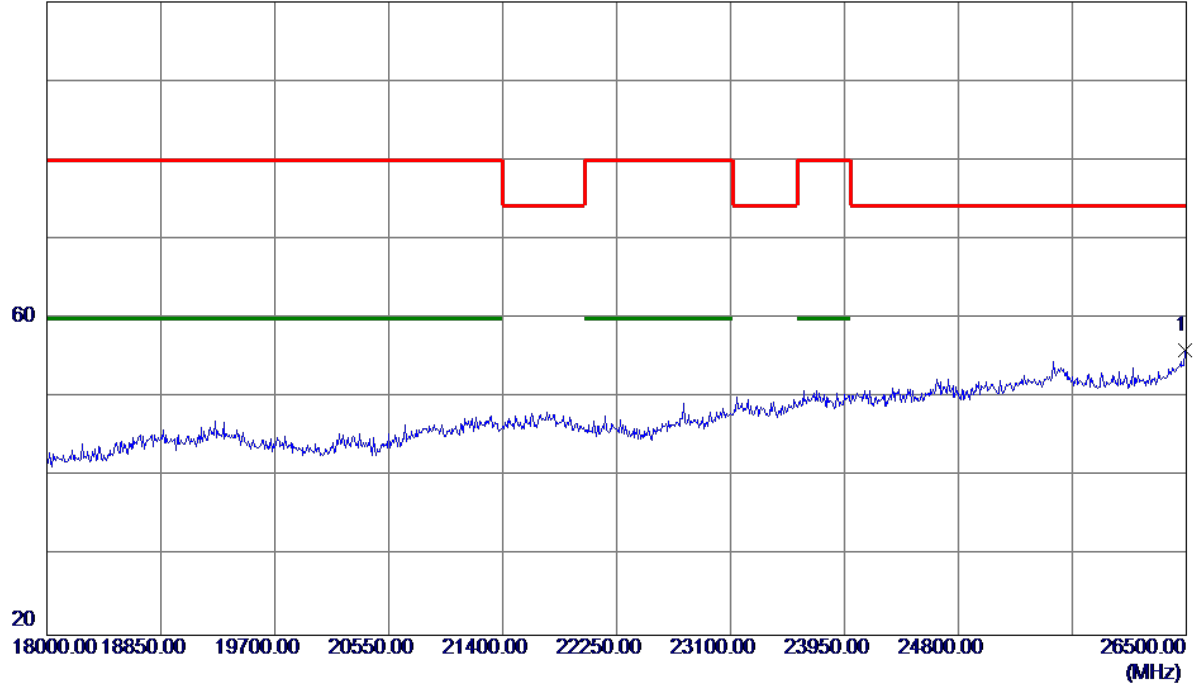


| No. | Freq. MHz | Reading Level dBuV/m | Correct Factor dB | Measure ment dBuV/m | Limit dBuV/m | Margin dB | Detector | Comment |
|-----|--------------|----------------------------|-------------------------|---------------------------|-----------------|--------------|----------|---------|
| 1 * | 17964.0000 | 26.66 | 29.04 | 55.70 | 80.00 | -24.30 | Peak | |

| | |
|------------------|-----------------------------|
| Orthogonal Axis: | X |
| Test Mode: | UNII-1/ TX N40 Mode 5190MHz |

Vertical

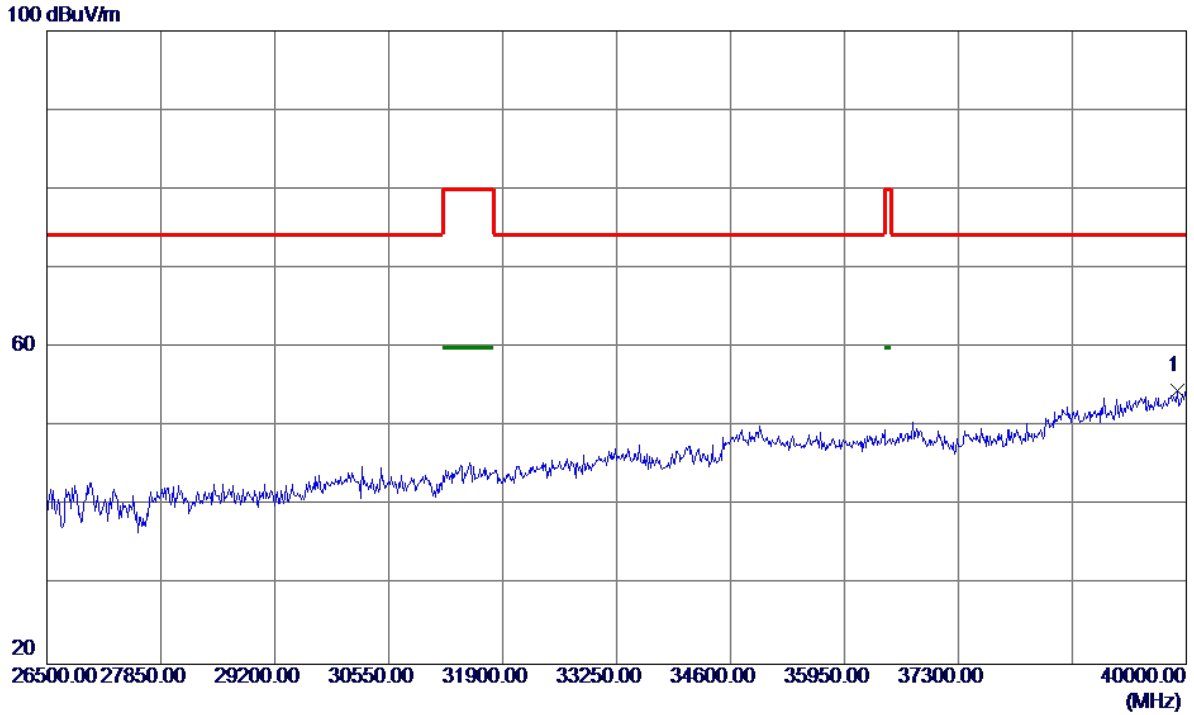
100 dBuV/m



| No. | Freq. MHz | Reading Level dBuV/m | Correct Factor dB | Measure ment dBuV/m | Limit dBuV/m | Margin dB | Detector | Comment |
|-----|--------------|----------------------------|-------------------------|---------------------------|-----------------|--------------|----------|---------|
| 1 * | 26491.5000 | 29.90 | 26.07 | 55.97 | 74.30 | -18.33 | Peak | |

| | |
|------------------|-----------------------------|
| Orthogonal Axis: | X |
| Test Mode: | UNII-1/ TX N40 Mode 5190MHz |

Vertical

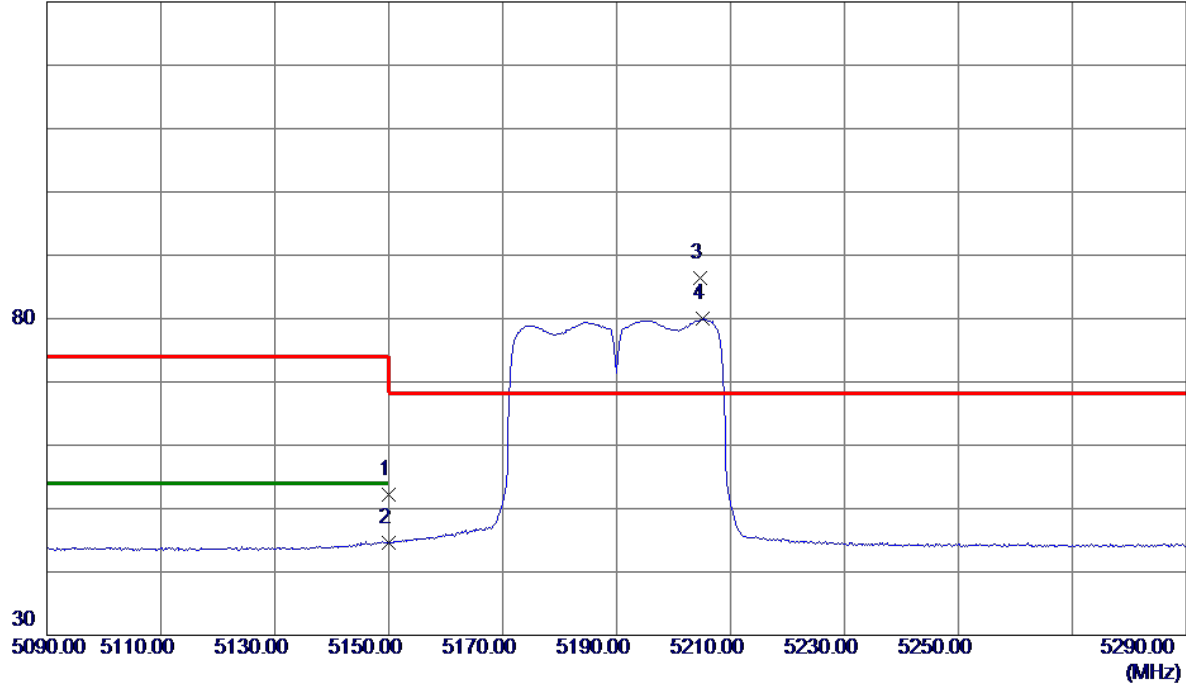


| No. | Freq. MHz | Reading Level dBuV/m | Correct Factor dB | Measure ment dBuV/m | Limit dBuV/m | Margin dB | Detector | Comment |
|-----|--------------|----------------------------|-------------------------|---------------------------|-----------------|--------------|----------|---------|
| 1 * | 39892.0000 | 38.85 | 15.71 | 54.56 | 74.30 | -19.74 | Peak | |

| | |
|------------------|-----------------------------|
| Orthogonal Axis: | X |
| Test Mode: | UNII-1/ TX N40 Mode 5190MHz |

Horizontal

130 dBuV/m

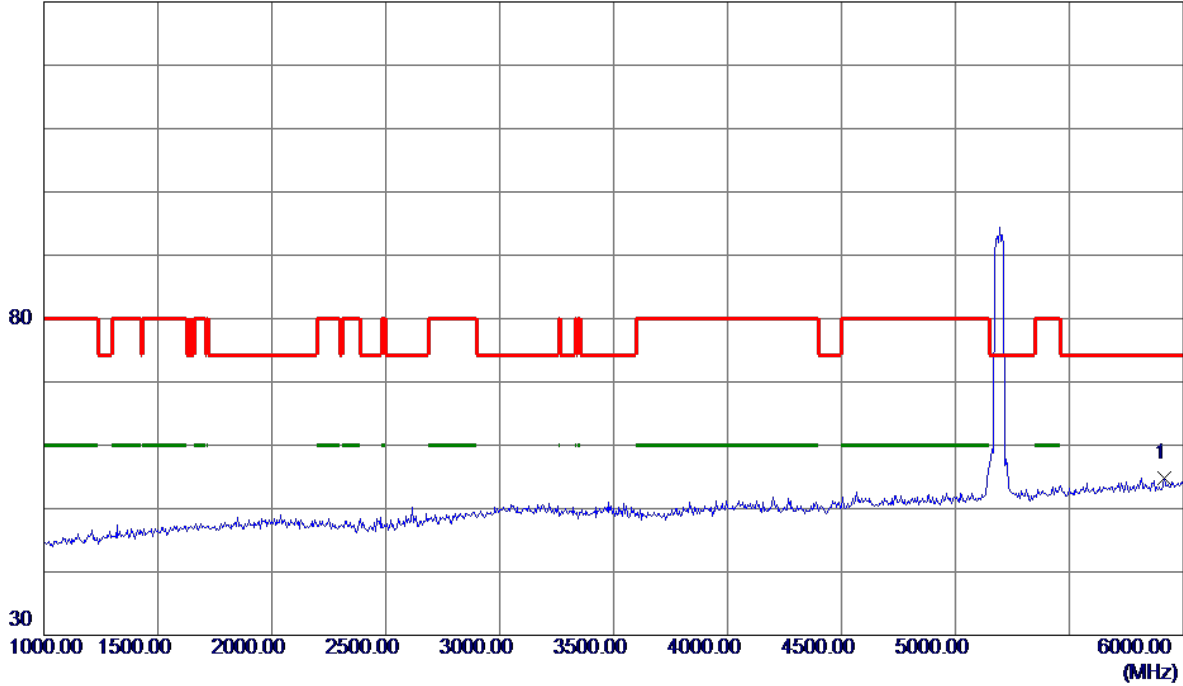


| No. | Freq. MHz | Reading Level dBuV/m | Correct Factor dB | Measure ment dBuV/m | Limit dBuV/m | Margin dB | Detector | Comment |
|-----|--------------|----------------------------|-------------------------|---------------------------|-----------------|--------------|----------|----------|
| 1 | 5150.0000 | 31.20 | 21.03 | 52.23 | 74.00 | -21.77 | Peak | |
| 2 | 5150.0000 | 23.57 | 21.03 | 44.60 | 54.00 | -9.40 | AVG | |
| 3 * | 5204.6000 | 65.25 | 21.23 | 86.48 | 68.30 | 18.18 | Peak | No Limit |
| 4 | 5205.2000 | 58.75 | 21.23 | 79.98 | 999.00 | -919.02 | AVG | No Limit |

| | |
|------------------|-----------------------------|
| Orthogonal Axis: | X |
| Test Mode: | UNII-1/ TX N40 Mode 5190MHz |

Horizontal

130 dBuV/m

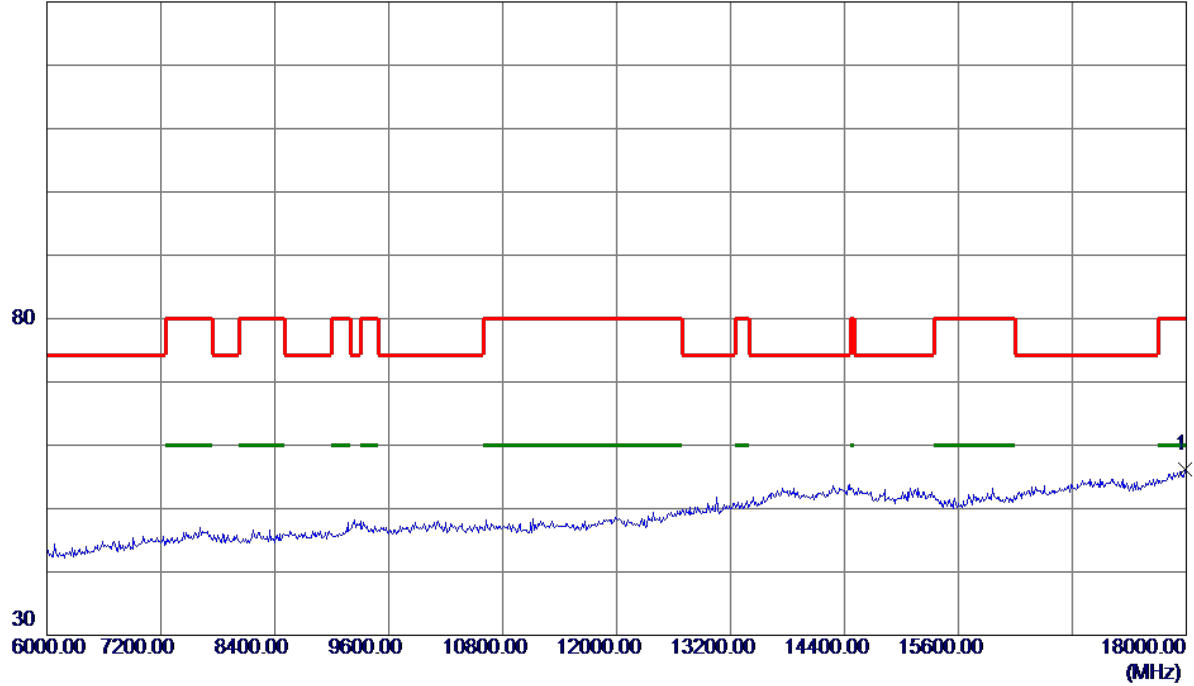


| No. | Freq. MHz | Reading Level dBuV/m | Correct Factor dB | Measure ment dBuV/m | Limit dBuV/m | Margin dB | Detector | Comment |
|-----|--------------|----------------------------|-------------------------|---------------------------|-----------------|--------------|----------|---------|
| 1 * | 5915.0000 | 35.69 | 19.11 | 54.80 | 74.30 | -19.50 | Peak | |

| | |
|------------------|-----------------------------|
| Orthogonal Axis: | X |
| Test Mode: | UNII-1/ TX N40 Mode 5190MHz |

Horizontal

130 dBuV/m

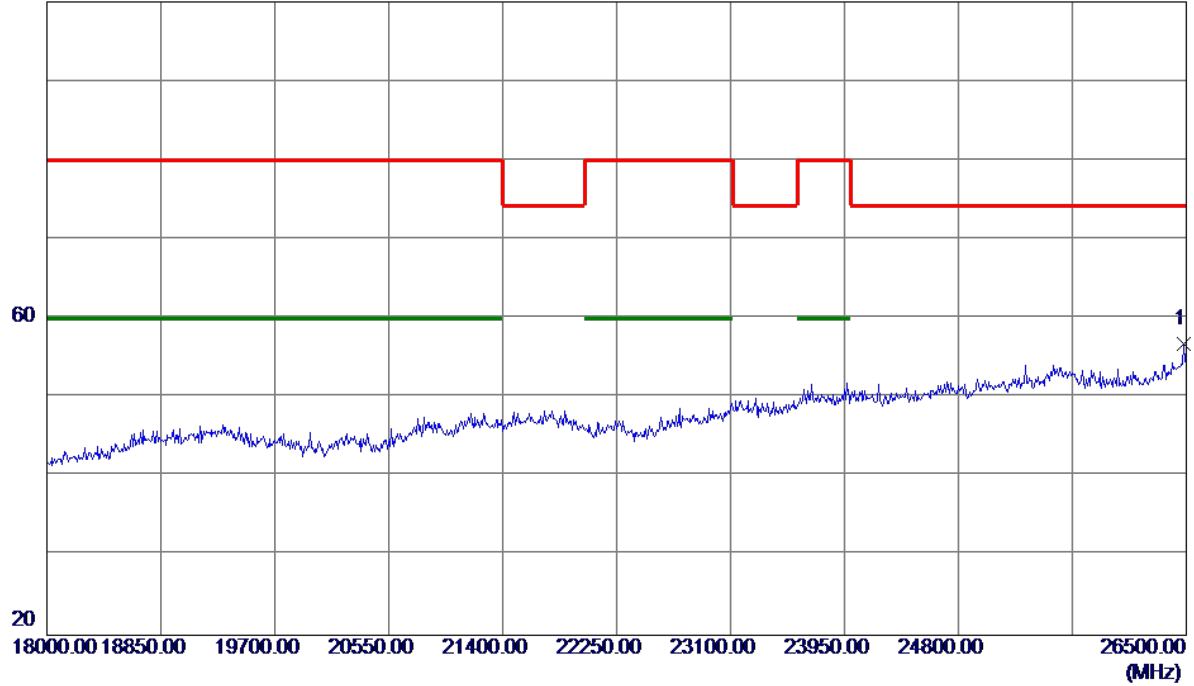


| No. | Freq. MHz | Reading Level dBuV/m | Correct Factor dB | Measure ment dBuV/m | Limit dBuV/m | Margin dB | Detector | Comment |
|-----|--------------|----------------------------|-------------------------|---------------------------|-----------------|--------------|----------|---------|
| 1 * | 17988.0000 | 27.10 | 29.12 | 56.22 | 80.00 | -23.78 | Peak | |

| | |
|------------------|-----------------------------|
| Orthogonal Axis: | X |
| Test Mode: | UNII-1/ TX N40 Mode 5190MHz |

Horizontal

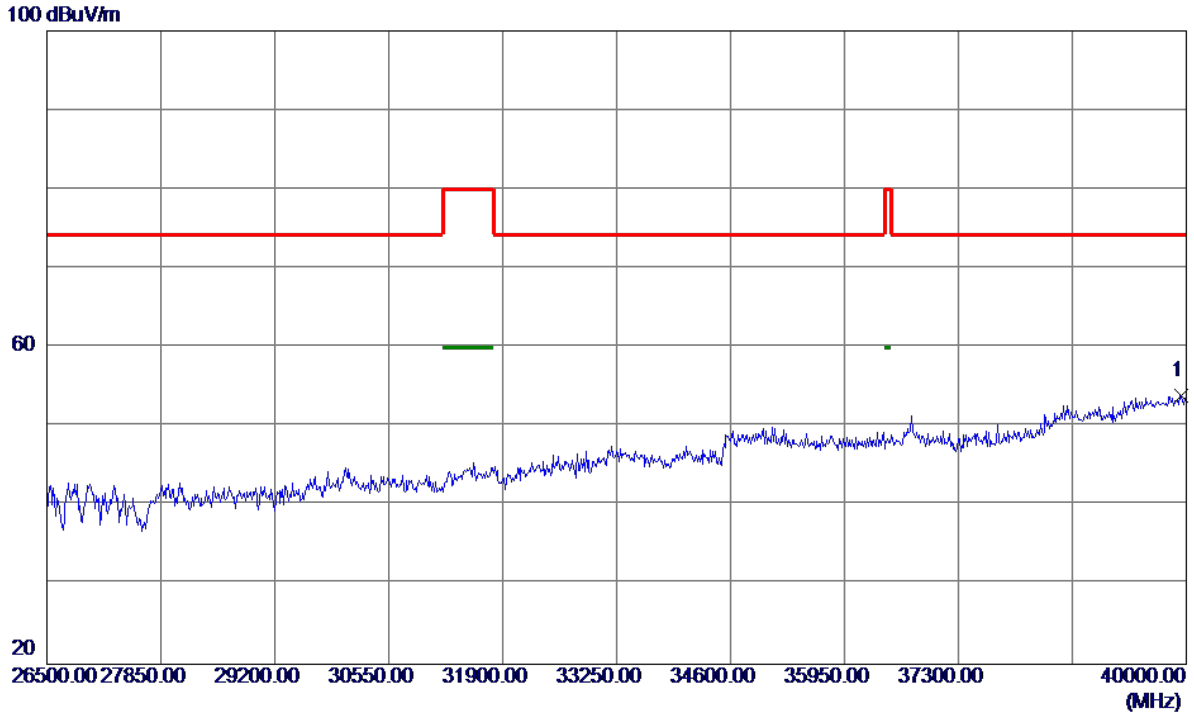
100 dBuV/m



| No. | Freq. MHz | Reading Level dBuV/m | Correct Factor dB | Measure ment dBuV/m | Limit dBuV/m | Margin dB | Detector | Comment |
|-----|--------------|----------------------------|-------------------------|---------------------------|-----------------|--------------|----------|---------|
| 1 * | 26483.0000 | 30.72 | 26.03 | 56.75 | 74.30 | -17.55 | Peak | |

| | |
|------------------|-----------------------------|
| Orthogonal Axis: | X |
| Test Mode: | UNII-1/ TX N40 Mode 5190MHz |

Horizontal

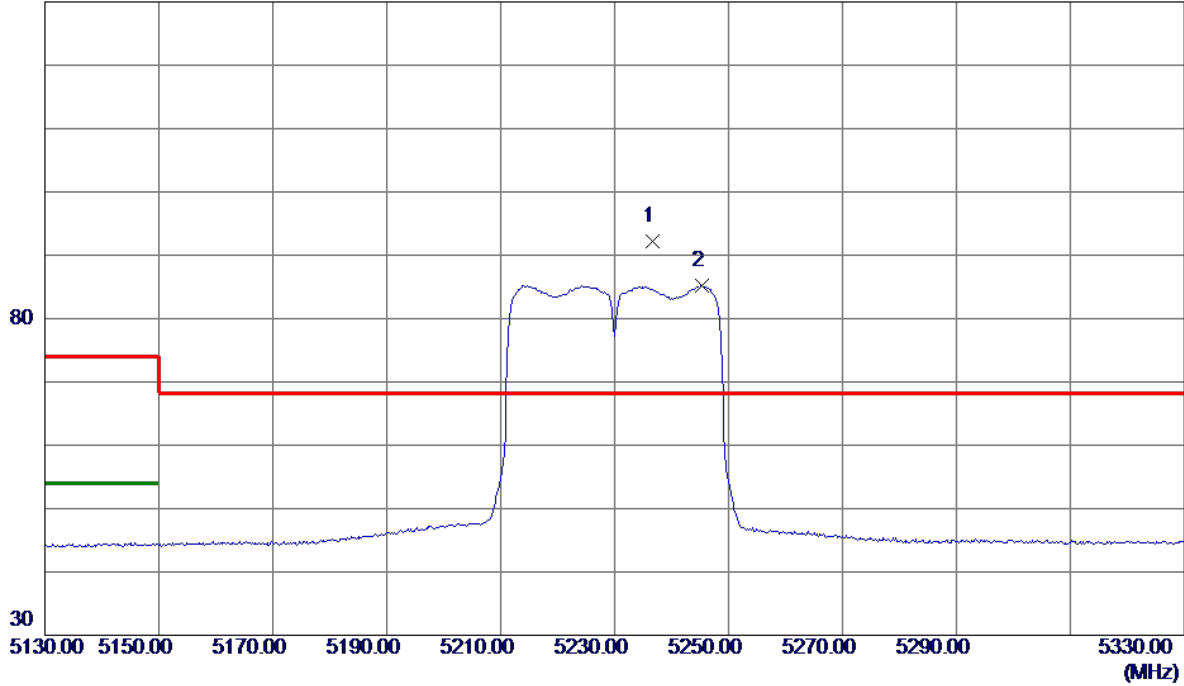


| No. | Freq. MHz | Reading Level dBuV/m | Correct Factor dB | Measure ment dBuV/m | Limit dBuV/m | Margin dB | Detector | Comment |
|-----|--------------|----------------------------|-------------------------|---------------------------|-----------------|--------------|----------|---------|
| 1 * | 39946.0000 | 38.07 | 15.80 | 53.87 | 74.30 | -20.43 | Peak | |

| | |
|------------------|-----------------------------|
| Orthogonal Axis: | X |
| Test Mode: | UNII-1/ TX N40 Mode 5230MHz |

Vertical

130 dBuV/m

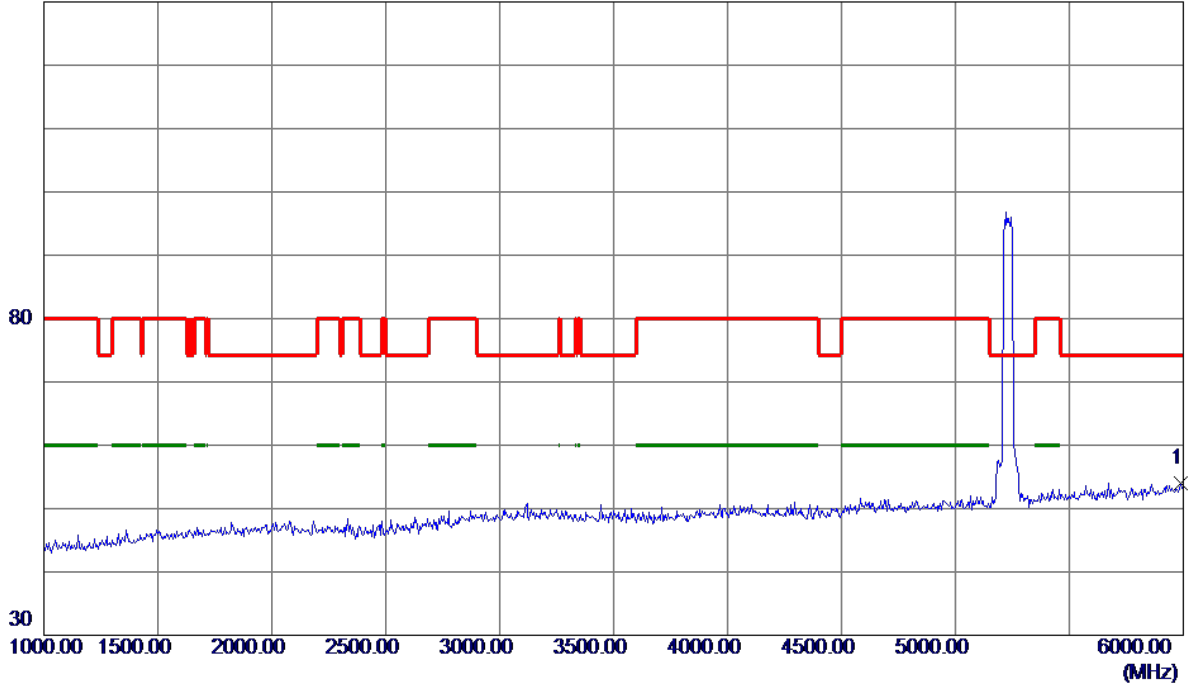


| No. | Freq. MHz | Reading Level dBuV/m | Correct Factor dB | Measure ment dBuV/m | Limit dBuV/m | Margin dB | Detector | Comment |
|-----|--------------|----------------------------|-------------------------|---------------------------|-----------------|--------------|----------|----------|
| 1 * | 5236.6000 | 70.87 | 21.35 | 92.22 | 68.30 | 23.92 | Peak | No Limit |
| 2 | 5245.4000 | 63.81 | 21.38 | 85.19 | 999.00 | -913.81 | AVG | No Limit |

| | |
|------------------|-----------------------------|
| Orthogonal Axis: | X |
| Test Mode: | UNII-1/ TX N40 Mode 5230MHz |

Vertical

130 dBuV/m

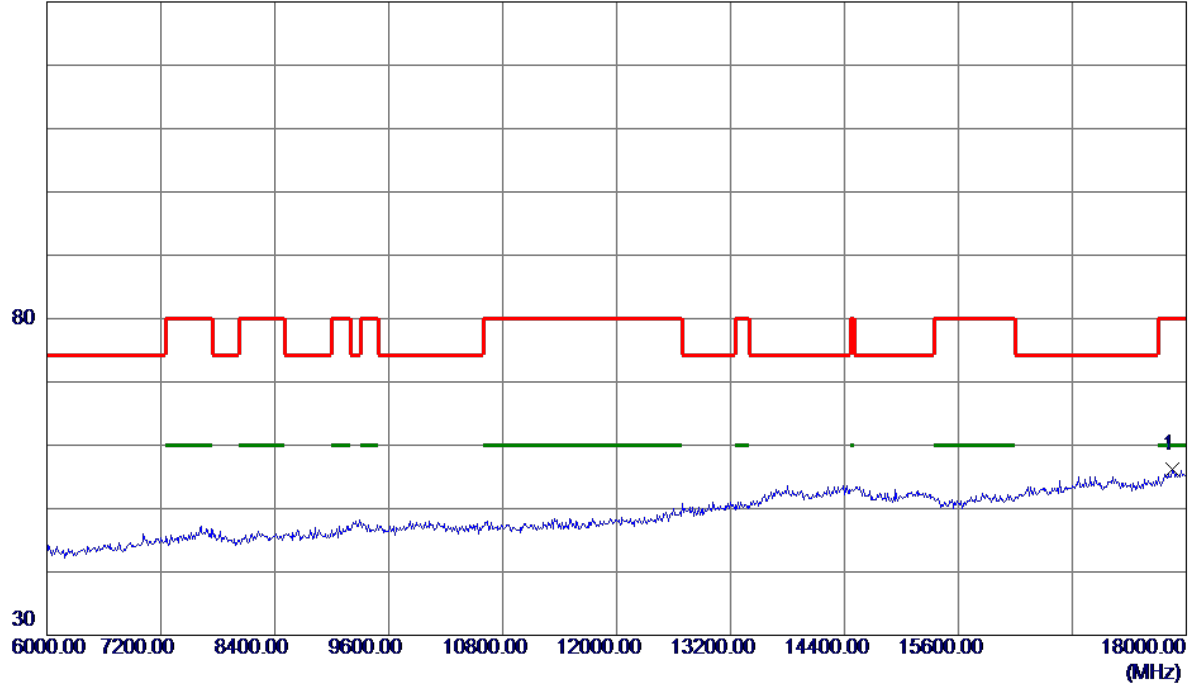


| No. | Freq. MHz | Reading Level dBuV/m | Correct Factor dB | Measure ment dBuV/m | Limit dBuV/m | Margin dB | Detector | Comment |
|-----|--------------|----------------------------|-------------------------|---------------------------|-----------------|--------------|----------|---------|
| 1 * | 5990.0000 | 34.63 | 19.37 | 54.00 | 74.30 | -20.30 | Peak | |

| | |
|------------------|-----------------------------|
| Orthogonal Axis: | X |
| Test Mode: | UNII-1/ TX N40 Mode 5230MHz |

Vertical

130 dBuV/m

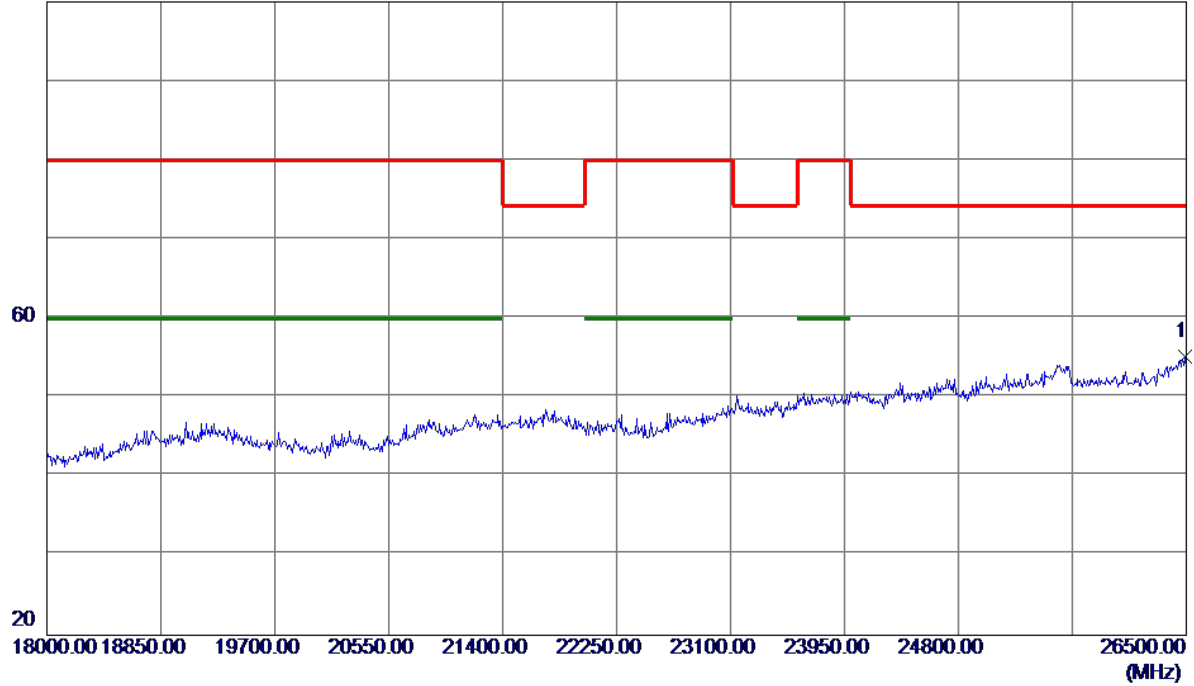


| No. | Freq. MHz | Reading Level dBuV/m | Correct Factor dB | Measure ment dBuV/m | Limit dBuV/m | Margin dB | Detector | Comment |
|-----|--------------|----------------------------|-------------------------|---------------------------|-----------------|--------------|----------|---------|
| 1 * | 17856.0000 | 27.57 | 28.70 | 56.27 | 80.00 | -23.73 | Peak | |

| | |
|------------------|-----------------------------|
| Orthogonal Axis: | X |
| Test Mode: | UNII-1/ TX N40 Mode 5230MHz |

Vertical

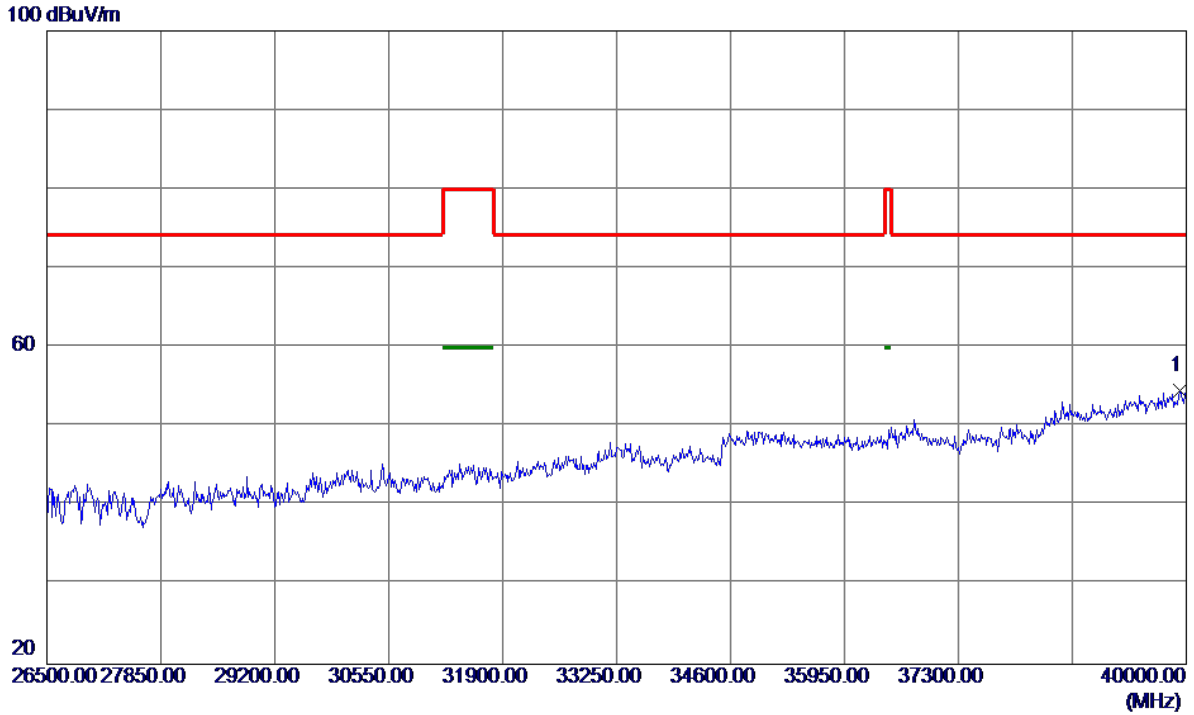
100 dBuV/m



| No. | Freq. MHz | Reading Level dBuV/m | Correct Factor dB | Measure ment dBuV/m | Limit dBuV/m | Margin dB | Detector | Comment |
|-----|--------------|----------------------------|-------------------------|---------------------------|-----------------|--------------|----------|---------|
| 1 * | 26491.5000 | 29.13 | 26.07 | 55.20 | 74.30 | -19.10 | Peak | |

| | |
|------------------|-----------------------------|
| Orthogonal Axis: | X |
| Test Mode: | UNII-1/ TX N40 Mode 5230MHz |

Vertical

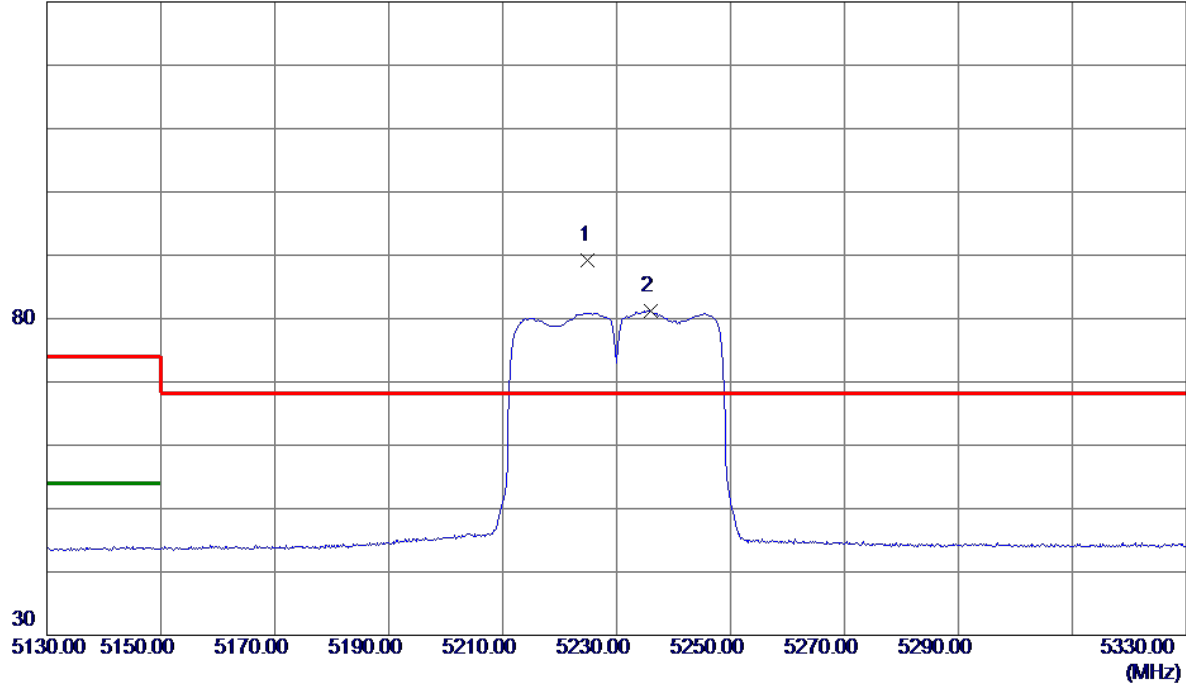


| No. | Freq. MHz | Reading Level dBuV/m | Correct Factor dB | Measure ment dBuV/m | Limit dBuV/m | Margin dB | Detector | Comment |
|-----|--------------|----------------------------|-------------------------|---------------------------|-----------------|--------------|----------|---------|
| 1 * | 39919.0000 | 38.78 | 15.76 | 54.54 | 74.30 | -19.76 | Peak | |

| | |
|------------------|-----------------------------|
| Orthogonal Axis: | X |
| Test Mode: | UNII-1/ TX N40 Mode 5230MHz |

Horizontal

130 dBuV/m

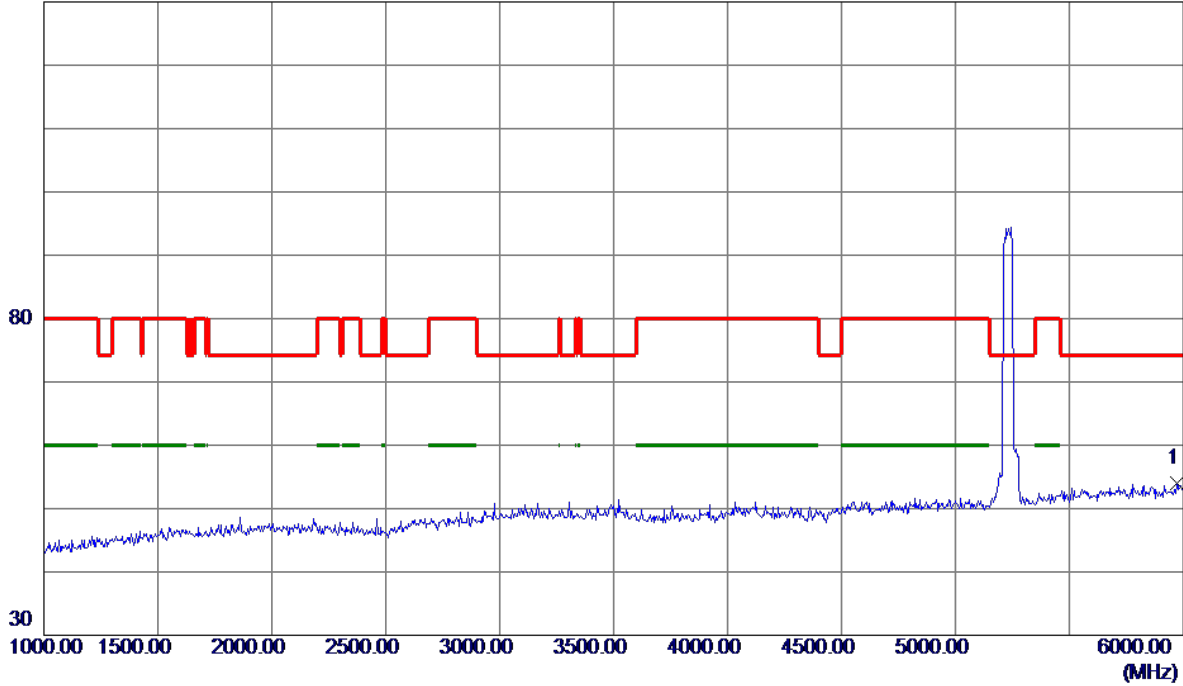


| No. | Freq. MHz | Reading Level dBuV/m | Correct Factor dB | Measure ment dBuV/m | Limit dBuV/m | Margin dB | Detector | Comment |
|-----|--------------|----------------------------|-------------------------|---------------------------|-----------------|--------------|----------|----------|
| 1 * | 5225.0000 | 67.85 | 21.30 | 89.15 | 68.30 | 20.85 | Peak | No Limit |
| 2 | 5236.0000 | 59.85 | 21.34 | 81.19 | 999.00 | -917.81 | AVG | No Limit |

| | |
|------------------|-----------------------------|
| Orthogonal Axis: | X |
| Test Mode: | UNII-1/ TX N40 Mode 5230MHz |

Horizontal

130 dBuV/m

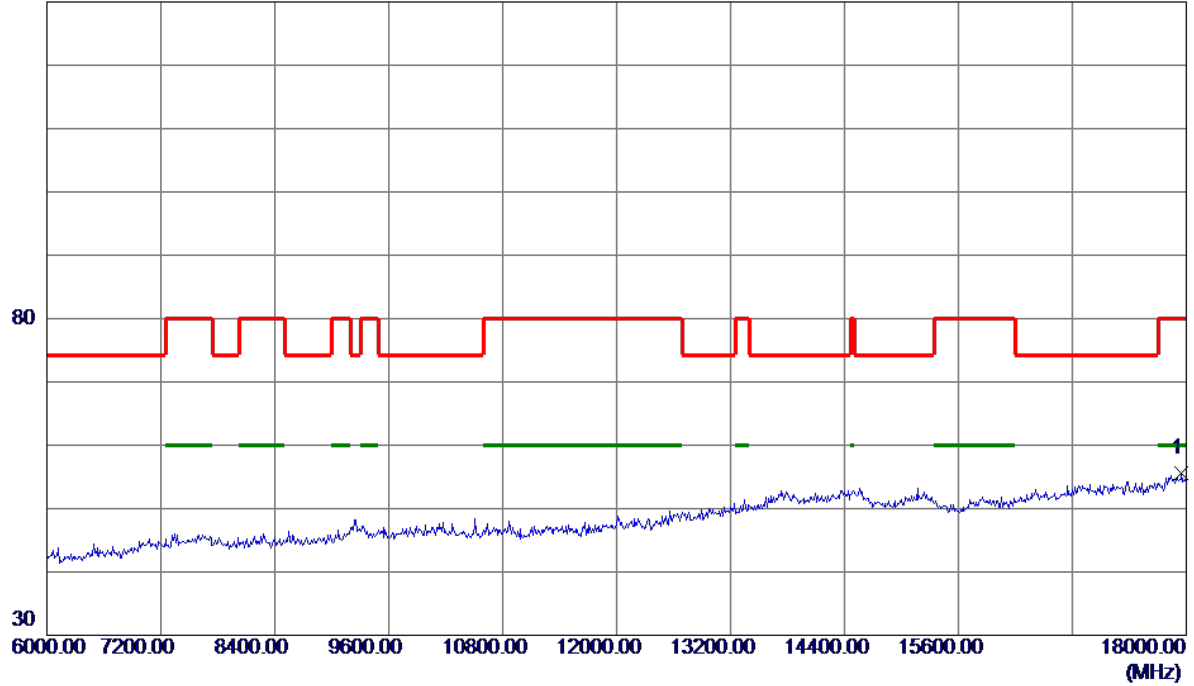


| No. | Freq. MHz | Reading Level dBuV/m | Correct Factor dB | Measure ment dBuV/m | Limit dBuV/m | Margin dB | Detector | Comment |
|-----|--------------|----------------------------|-------------------------|---------------------------|-----------------|--------------|----------|---------|
| 1 * | 5970.0000 | 34.70 | 19.30 | 54.00 | 74.30 | -20.30 | Peak | |

| | |
|------------------|-----------------------------|
| Orthogonal Axis: | X |
| Test Mode: | UNII-1/ TX N40 Mode 5230MHz |

Horizontal

130 dBuV/m

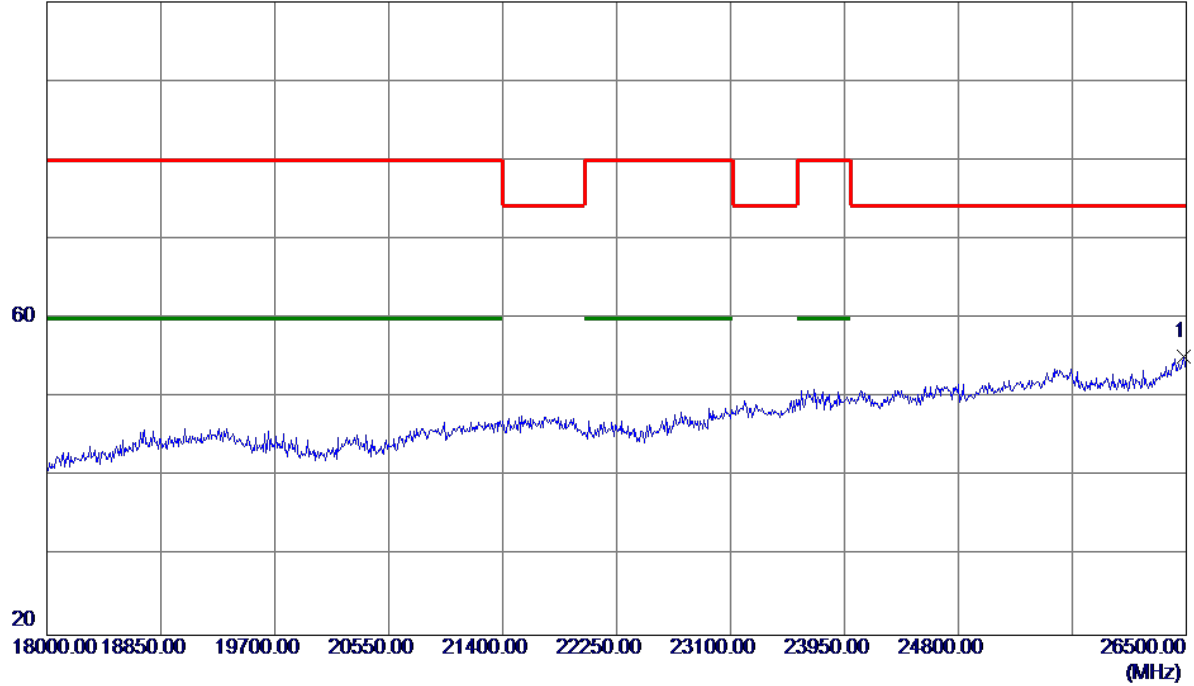


| No. | Freq. MHz | Reading Level dBuV/m | Correct Factor dB | Measure ment dBuV/m | Limit dBuV/m | Margin dB | Detector | Comment |
|-----|--------------|----------------------------|-------------------------|---------------------------|-----------------|--------------|----------|---------|
| 1 * | 17952.0000 | 26.51 | 29.01 | 55.52 | 80.00 | -24.48 | Peak | |

| | |
|------------------|-----------------------------|
| Orthogonal Axis: | X |
| Test Mode: | UNII-1/ TX N40 Mode 5230MHz |

Horizontal

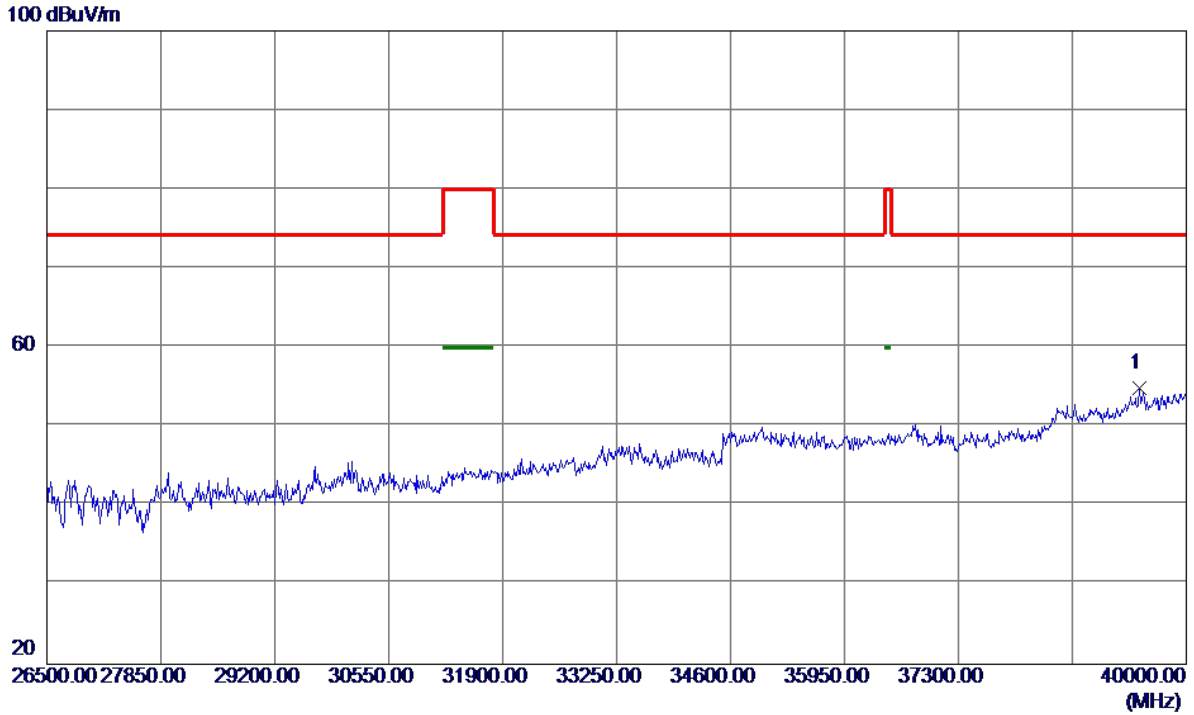
100 dBuV/m



| No. | Freq. MHz | Reading Level dBuV/m | Correct Factor dB | Measure ment dBuV/m | Limit dBuV/m | Margin dB | Detector | Comment |
|-----|--------------|----------------------------|-------------------------|---------------------------|-----------------|--------------|----------|---------|
| 1 * | 26483.0000 | 29.19 | 26.03 | 55.22 | 74.30 | -19.08 | Peak | |

| | |
|------------------|-----------------------------|
| Orthogonal Axis: | X |
| Test Mode: | UNII-1/ TX N40 Mode 5230MHz |

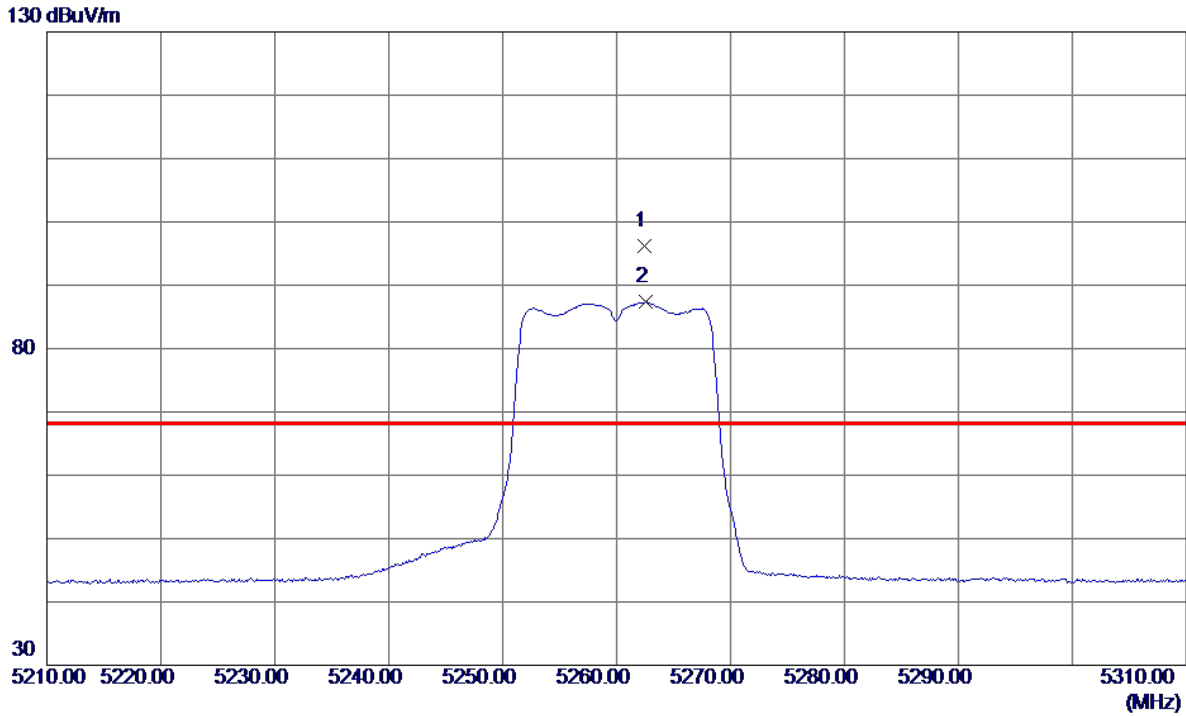
Horizontal



| No. | Freq. MHz | Reading Level dBuV/m | Correct Factor dB | Measure ment dBuV/m | Limit dBuV/m | Margin dB | Detector | Comment |
|-----|--------------|----------------------------|-------------------------|---------------------------|-----------------|--------------|----------|---------|
| 1 * | 39446.5000 | 40.00 | 14.93 | 54.93 | 74.30 | -19.37 | Peak | |

| | |
|-------------------|----------------------------|
| Orthogonal Axis : | X |
| Test Mode : | UNII-2A/ TX A Mode 5260MHz |

Vertical

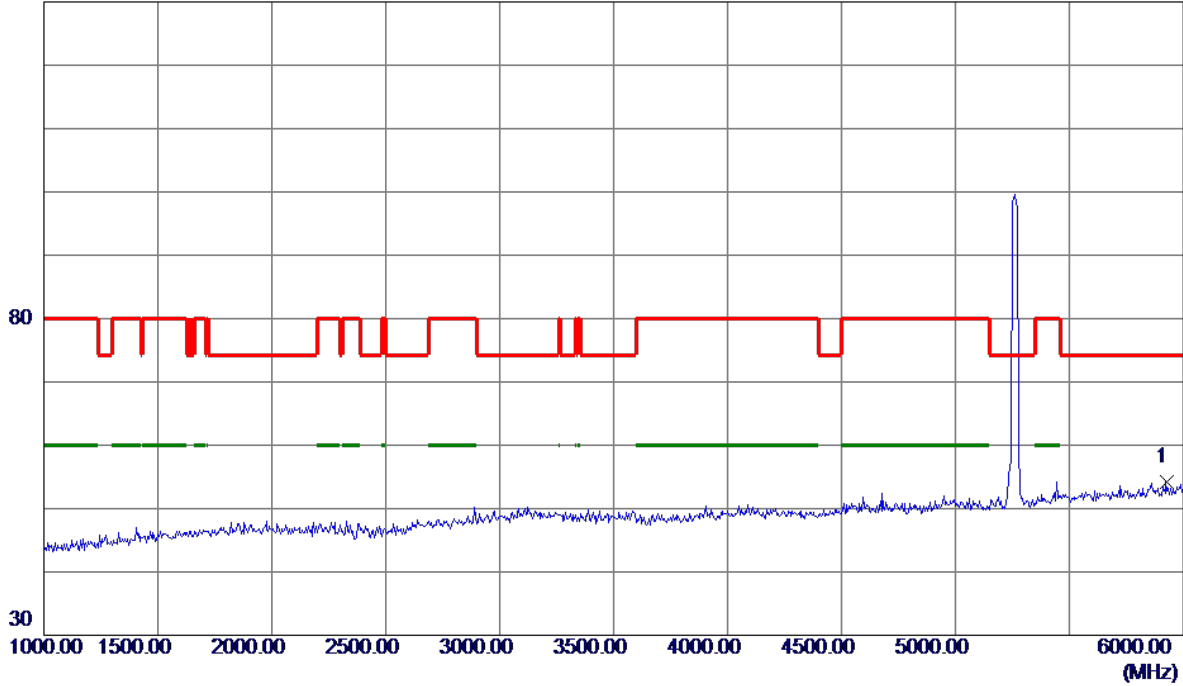


| No. | Freq. MHz | Reading Level dBuV/m | Correct Factor dB | Measure ment dBuV/m | Limit dBuV/m | Margin dB | Detector | Comment |
|-----|--------------|----------------------------|-------------------------|---------------------------|-----------------|--------------|----------|----------|
| 1 * | 5262.4000 | 74.73 | 21.44 | 96.17 | 68.30 | 27.87 | Peak | No Limit |
| 2 | 5262.6000 | 65.95 | 21.44 | 87.39 | 999.00 | -911.61 | AVG | No Limit |

| | |
|-------------------|----------------------------|
| Orthogonal Axis : | X |
| Test Mode : | UNII-2A/ TX A Mode 5260MHz |

Vertical

130 dBuV/m

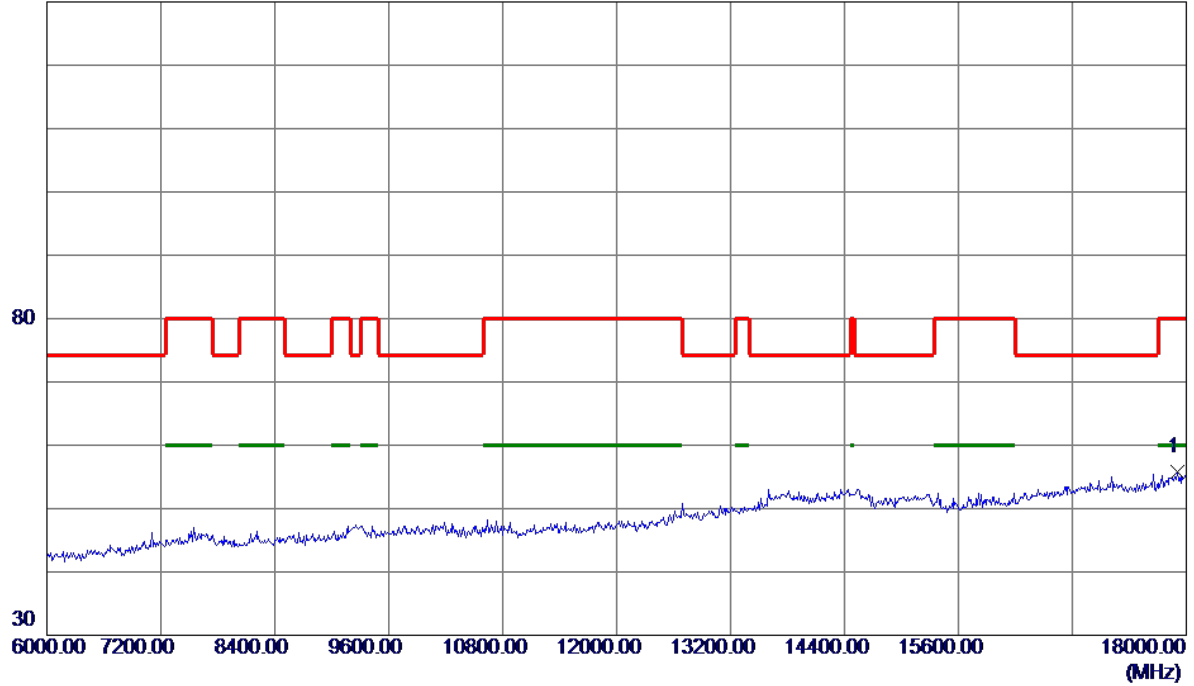


| No. | Freq. MHz | Reading Level dBuV/m | Correct Factor dB | Measure ment dBuV/m | Limit dBuV/m | Margin dB | Detector | Comment |
|-----|--------------|----------------------------|-------------------------|---------------------------|-----------------|--------------|----------|---------|
| 1 * | 5925.0000 | 35.10 | 19.14 | 54.24 | 74.30 | -20.06 | Peak | |

| | |
|-------------------|----------------------------|
| Orthogonal Axis : | X |
| Test Mode : | UNII-2A/ TX A Mode 5260MHz |

Vertical

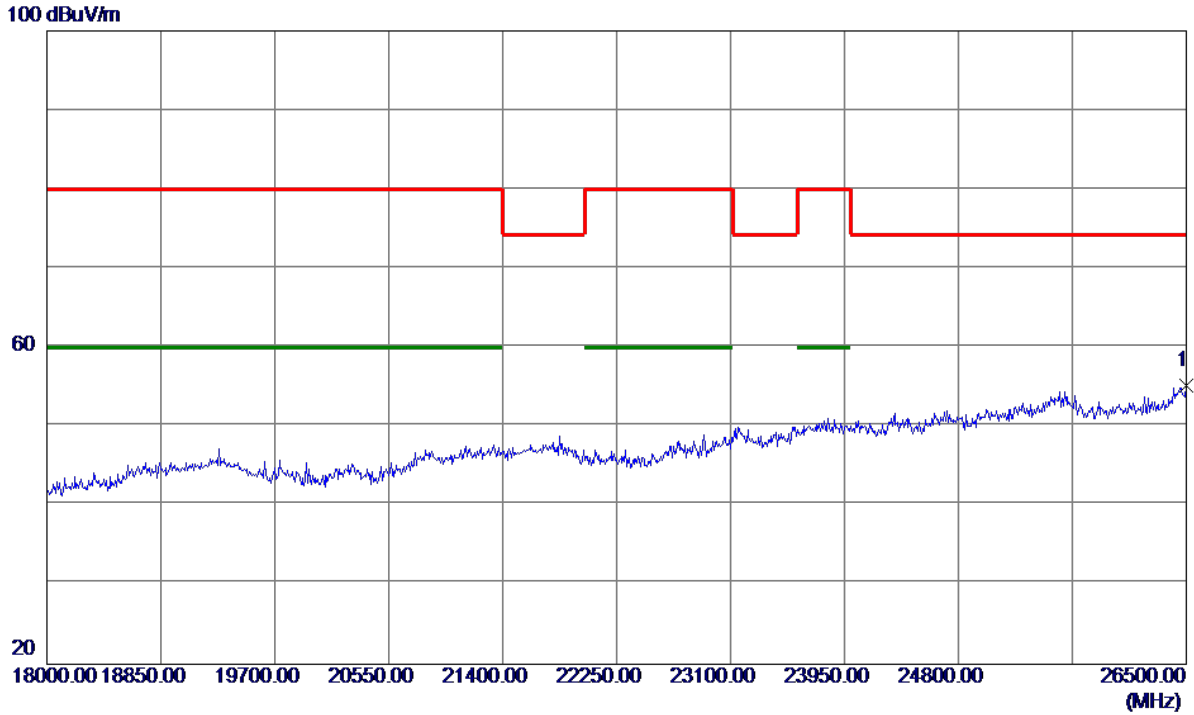
130 dBuV/m



| No. | Freq. MHz | Reading Level dBuV/m | Correct Factor dB | Measure ment dBuV/m | Limit dBuV/m | Margin dB | Detector | Comment |
|-----|--------------|----------------------------|-------------------------|---------------------------|-----------------|--------------|----------|---------|
| 1 * | 17904.0000 | 26.88 | 28.85 | 55.73 | 80.00 | -24.27 | Peak | |

| | |
|-------------------|----------------------------|
| Orthogonal Axis : | X |
| Test Mode : | UNII-2A/ TX A Mode 5260MHz |

Vertical

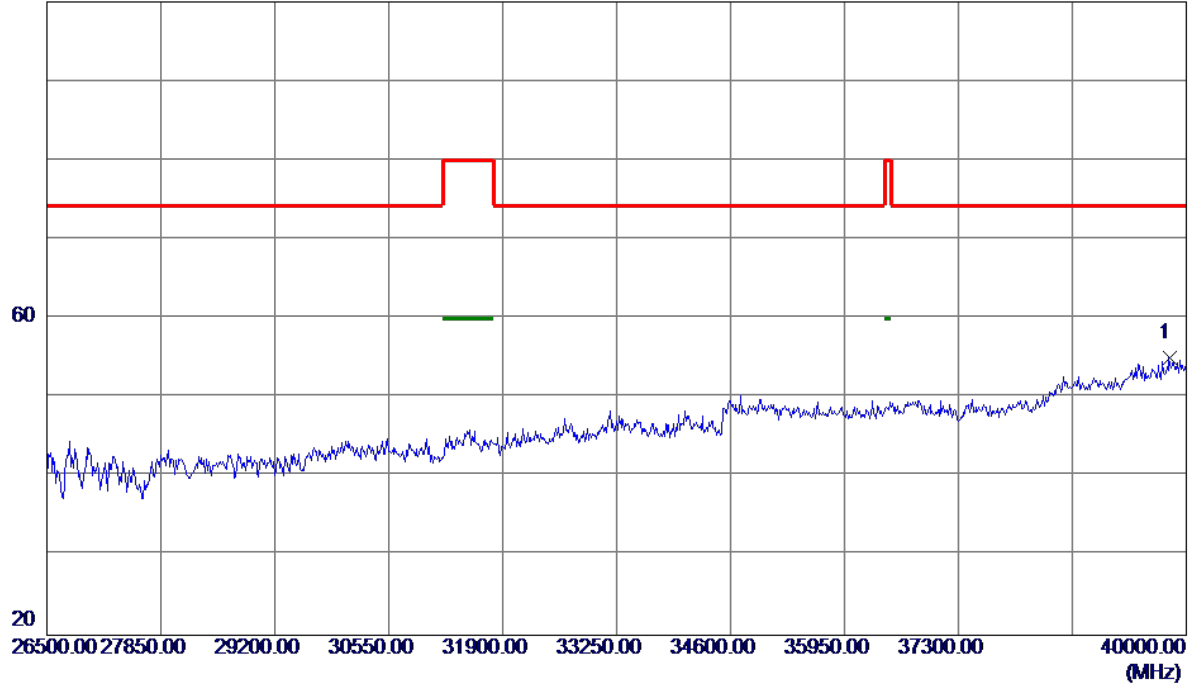


| No. | Freq. MHz | Reading Level dBuV/m | Correct Factor dB | Measure ment dBuV/m | Limit dBuV/m | Margin dB | Detector | Comment |
|-----|--------------|----------------------------|-------------------------|---------------------------|-----------------|--------------|----------|---------|
| 1 * | 26500.0000 | 29.11 | 26.12 | 55.23 | 74.30 | -19.07 | Peak | |

| | |
|-------------------|----------------------------|
| Orthogonal Axis : | X |
| Test Mode : | UNII-2A/ TX A Mode 5260MHz |

Vertical

100 dBuV/m

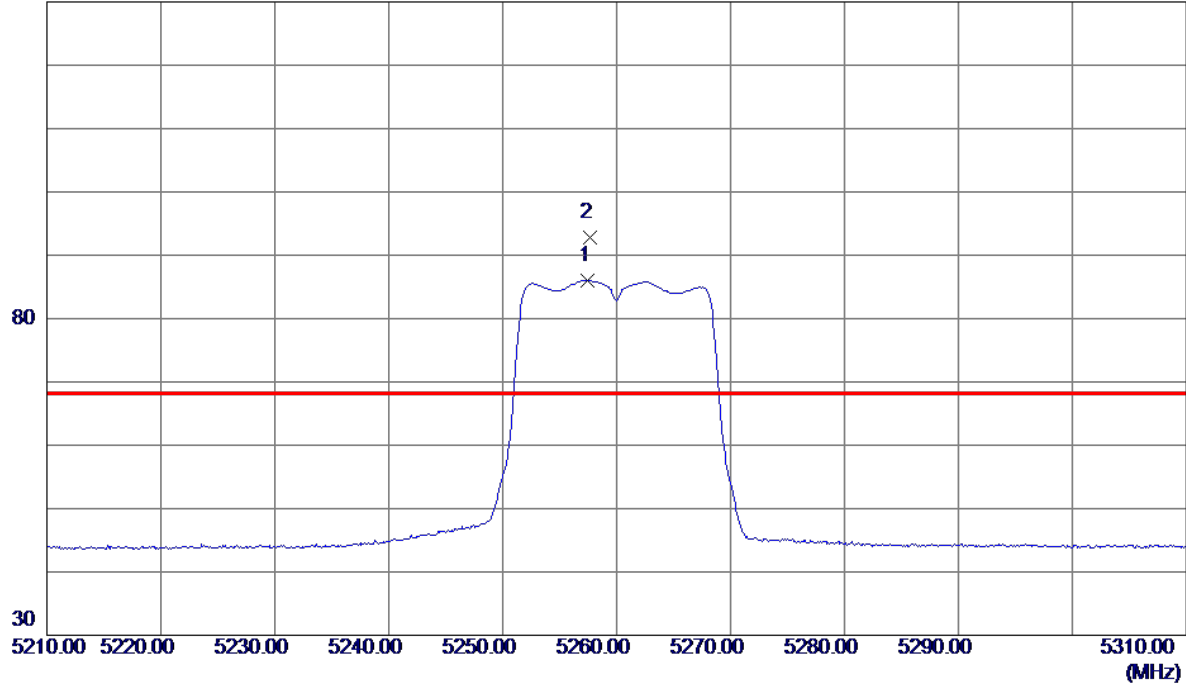


| No. | Freq. MHz | Reading Level dBuV/m | Correct Factor dB | Measure ment dBuV/m | Limit dBuV/m | Margin dB | Detector | Comment |
|-----|--------------|----------------------------|-------------------------|---------------------------|-----------------|--------------|----------|---------|
| 1 * | 39797.5000 | 39.42 | 15.56 | 54.98 | 74.30 | -19.32 | Peak | |

| | |
|-------------------|----------------------------|
| Orthogonal Axis : | X |
| Test Mode : | UNII-2A/ TX A Mode 5260MHz |

Horizontal

130 dBuV/m

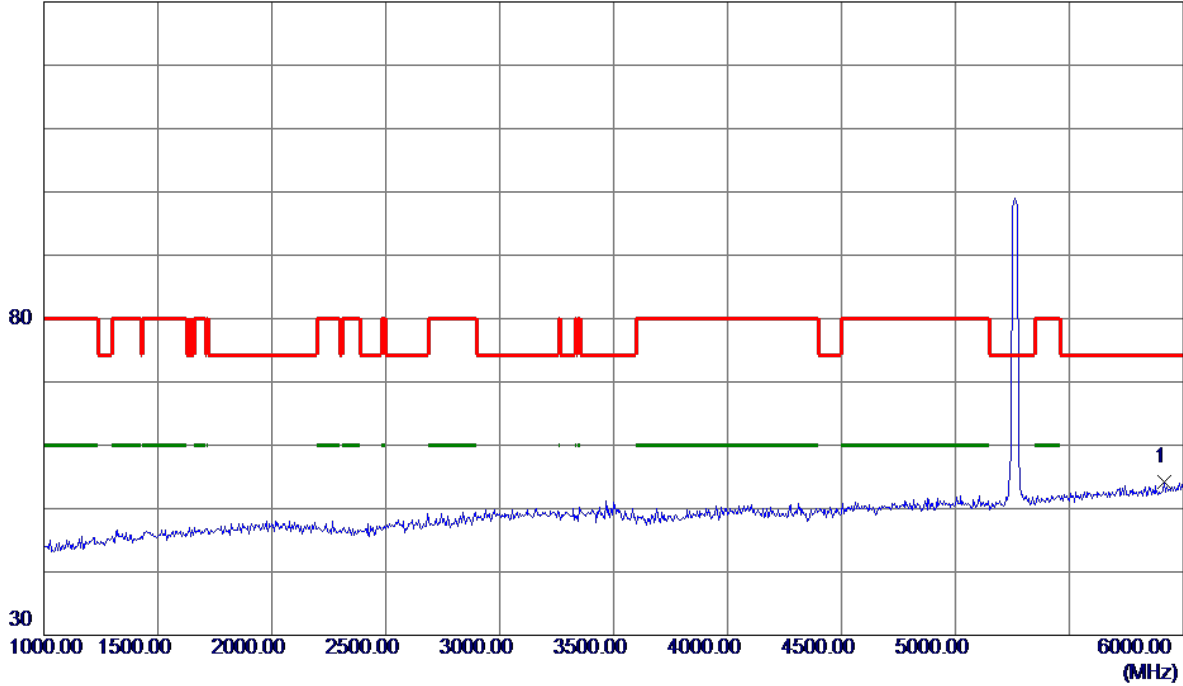


| No. | Freq. MHz | Reading Level dBuV/m | Correct Factor dB | Measure ment dBuV/m | Limit dBuV/m | Margin dB | Detector | Comment |
|-----|--------------|----------------------------|-------------------------|---------------------------|-----------------|--------------|----------|----------|
| 1 | 5257.5000 | 64.63 | 21.42 | 86.05 | 999.00 | -912.95 | AVG | No Limit |
| 2 * | 5257.7000 | 71.29 | 21.42 | 92.71 | 68.30 | 24.41 | Peak | No Limit |

| | |
|-------------------|----------------------------|
| Orthogonal Axis : | X |
| Test Mode : | UNII-2A/ TX A Mode 5260MHz |

Horizontal

130 dBuV/m

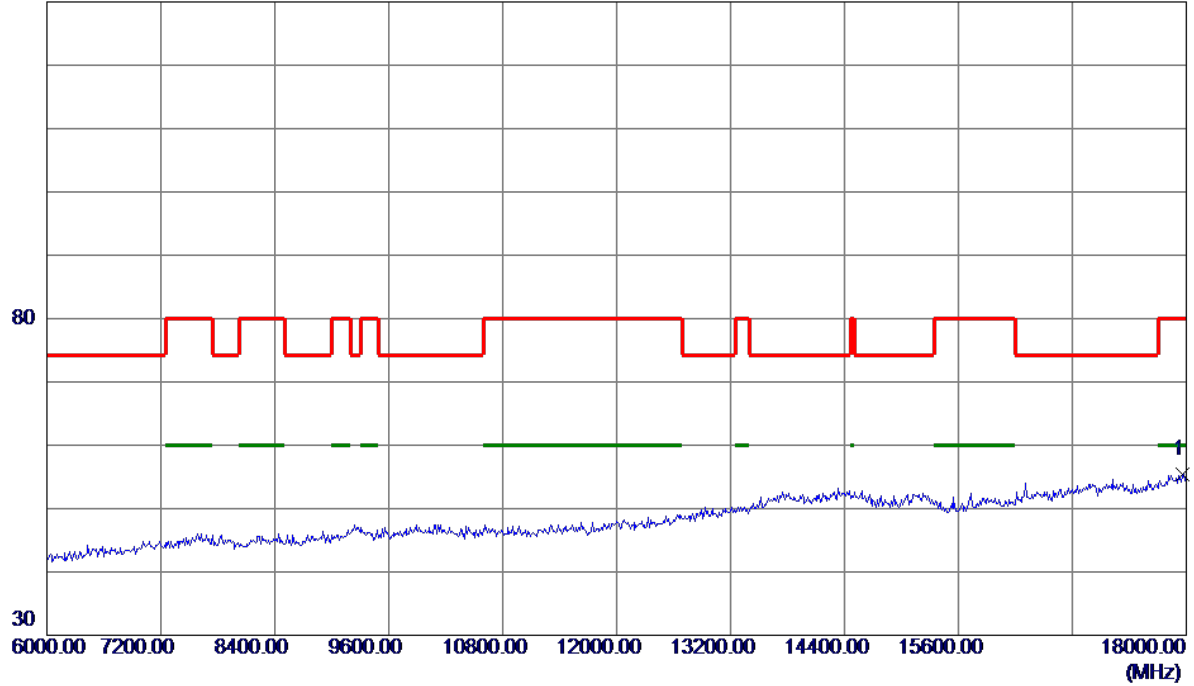


| No. | Freq. MHz | Reading Level dBuV/m | Correct Factor dB | Measure ment dBuV/m | Limit dBuV/m | Margin dB | Detector | Comment |
|-----|--------------|----------------------------|-------------------------|---------------------------|-----------------|--------------|----------|---------|
| 1 * | 5915.0000 | 35.18 | 19.11 | 54.29 | 74.30 | -20.01 | Peak | |

| | |
|-------------------|----------------------------|
| Orthogonal Axis : | X |
| Test Mode : | UNII-2A/ TX A Mode 5260MHz |

Horizontal

130 dBuV/m

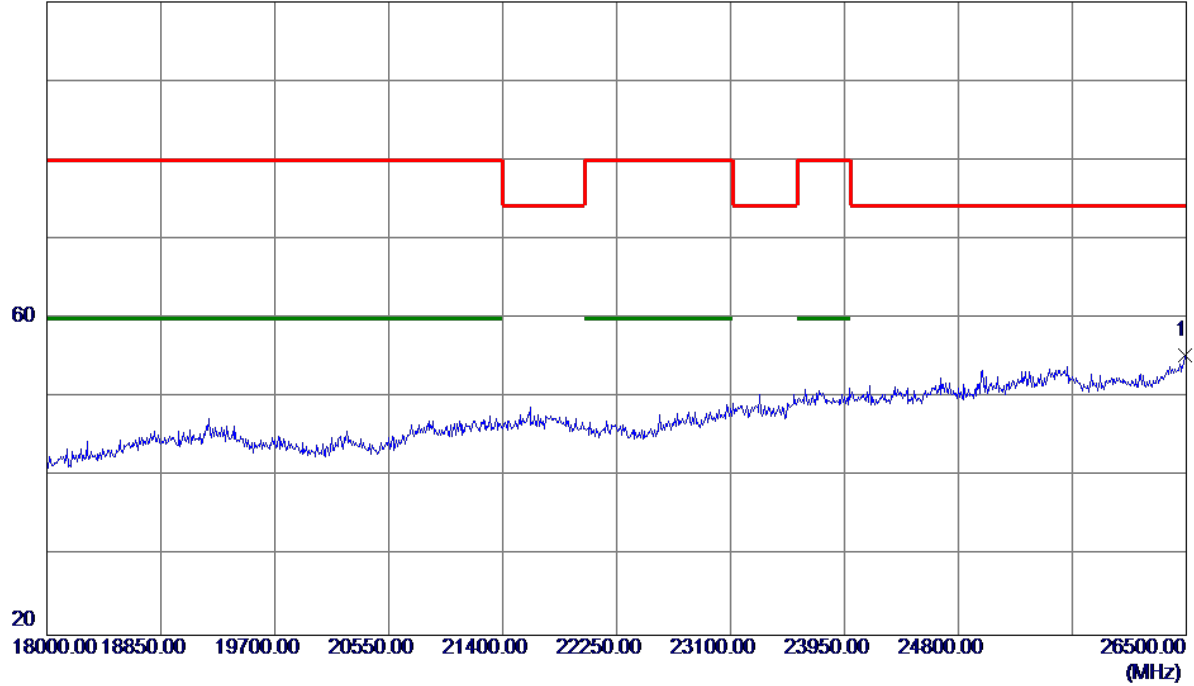


| No. | Freq. MHz | Reading Level dBuV/m | Correct Factor dB | Measure ment dBuV/m | Limit dBuV/m | Margin dB | Detector | Comment |
|-----|--------------|----------------------------|-------------------------|---------------------------|-----------------|--------------|----------|---------|
| 1 * | 17964.0000 | 26.37 | 29.04 | 55.41 | 80.00 | -24.59 | Peak | |

| | |
|-------------------|----------------------------|
| Orthogonal Axis : | X |
| Test Mode : | UNII-2A/ TX A Mode 5260MHz |

Horizontal

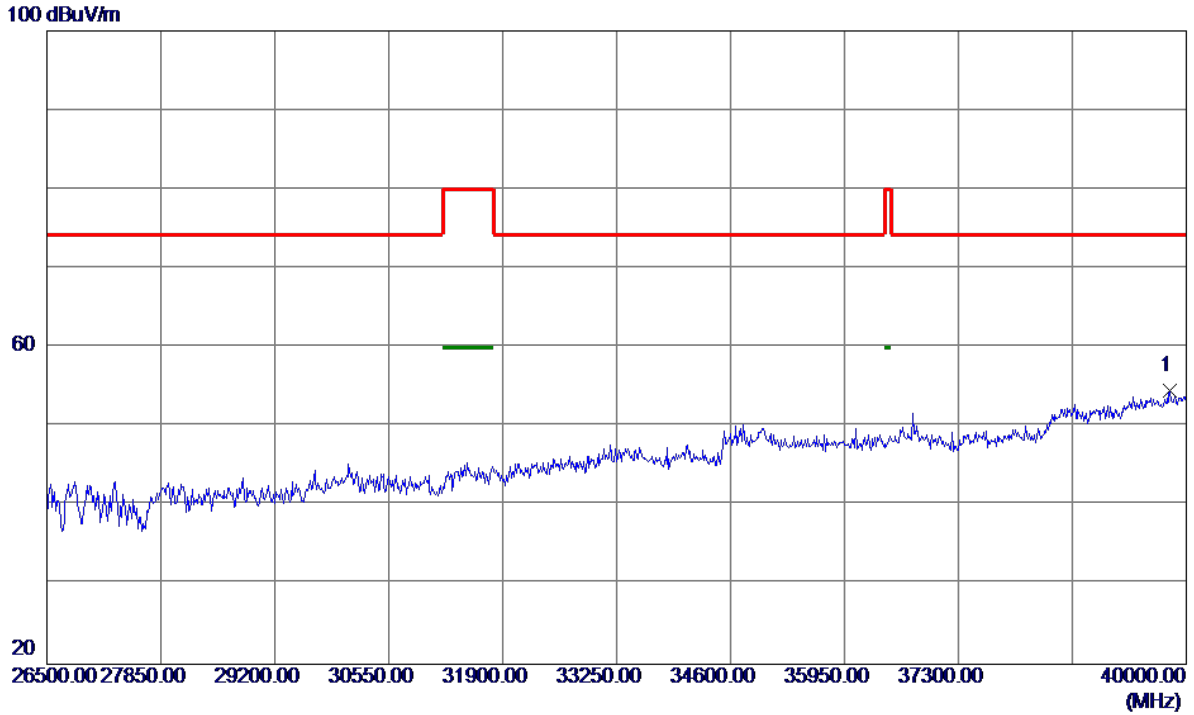
100 dBuV/m



| No. | Freq. MHz | Reading Level dBuV/m | Correct Factor dB | Measure ment dBuV/m | Limit dBuV/m | Margin dB | Detector | Comment |
|-----|--------------|----------------------------|-------------------------|---------------------------|-----------------|--------------|----------|---------|
| 1 * | 26491.5000 | 29.35 | 26.07 | 55.42 | 74.30 | -18.88 | Peak | |

| | |
|-------------------|----------------------------|
| Orthogonal Axis : | X |
| Test Mode : | UNII-2A/ TX A Mode 5260MHz |

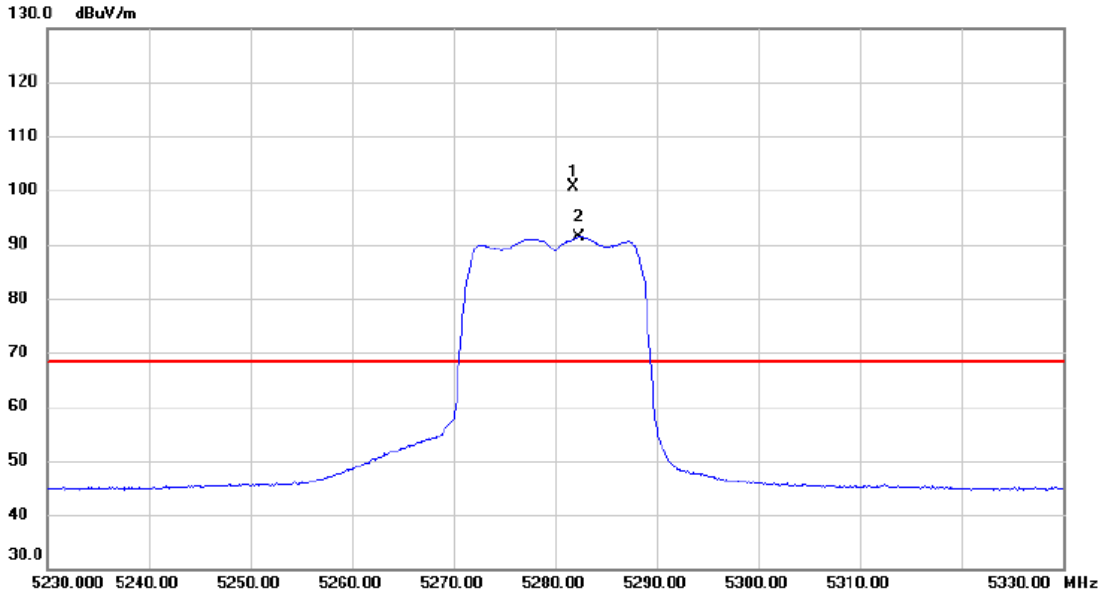
Horizontal



| No. | Freq. MHz | Reading Level dBuV/m | Correct Factor dB | Measure ment dBuV/m | Limit dBuV/m | Margin dB | Detector | Comment |
|-----|--------------|----------------------------|-------------------------|---------------------------|-----------------|--------------|----------|---------|
| 1 * | 39811.0000 | 38.92 | 15.58 | 54.50 | 74.30 | -19.80 | Peak | |

| | |
|-------------------|----------------------------|
| Orthogonal Axis : | X |
| Test Mode : | UNII-2A/ TX A Mode 5280MHz |

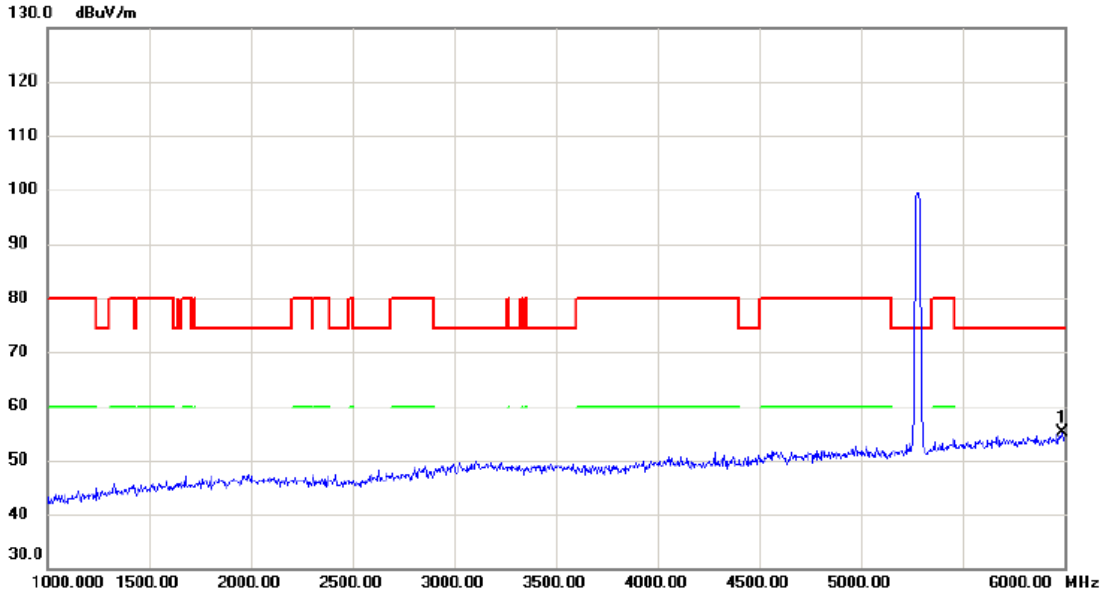
Vertical



| No. | Mk. | Freq. | Reading Level | Correct Factor | Measurement | Limit | Margin | Detector | Comment |
|-----|-----|----------|---------------|----------------|-------------|--------|--------|----------|----------|
| | | MHz | dBuV | dB | dBuV/m | dBuV/m | dB | | |
| 1 | * | 5281.800 | 79.01 | 21.51 | 100.52 | 68.30 | 32.22 | peak | No Limit |
| 2 | X | 5282.400 | 69.94 | 21.51 | 91.45 | 68.30 | 23.15 | AVG | No Limit |

| | |
|-------------------|----------------------------|
| Orthogonal Axis : | X |
| Test Mode : | UNII-2A/ TX A Mode 5280MHz |

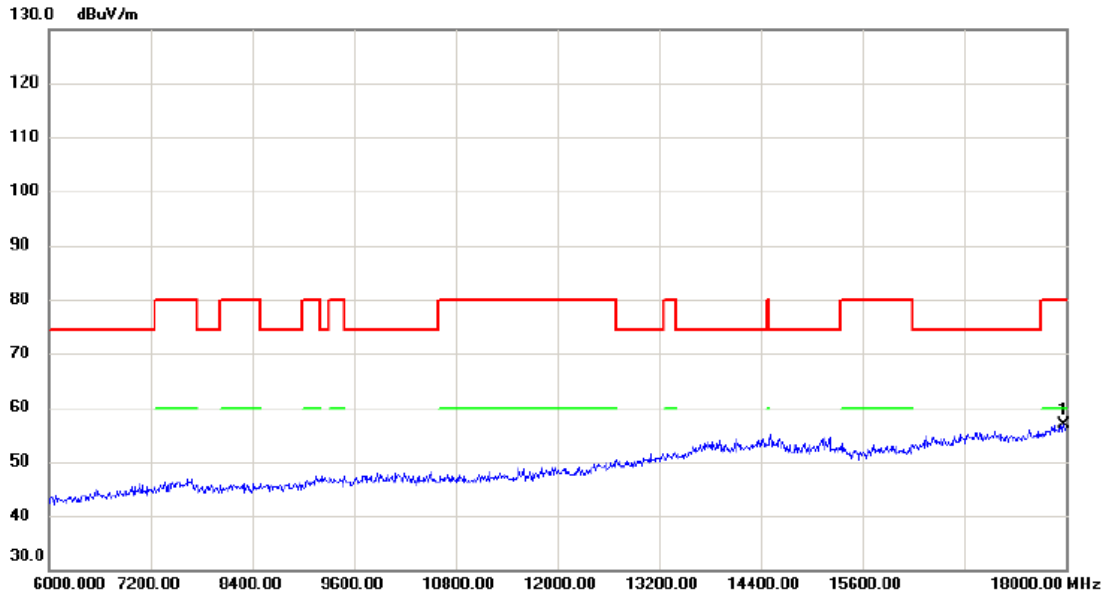
Vertical



| No. | Mk. | Freq. | Reading Level | Correct Factor | Measurement | Limit | Margin | Detector | Comment |
|-----|-----|----------|---------------|----------------|-------------|--------|--------|----------|---------|
| | | MHz | dBuV | dB | dBuV/m | dBuV/m | dB | | |
| 1 | * | 5990.000 | 30.82 | 24.25 | 55.07 | 74.30 | -19.23 | peak | |

| | |
|-------------------|----------------------------|
| Orthogonal Axis : | X |
| Test Mode : | UNII-2A/ TX A Mode 5280MHz |

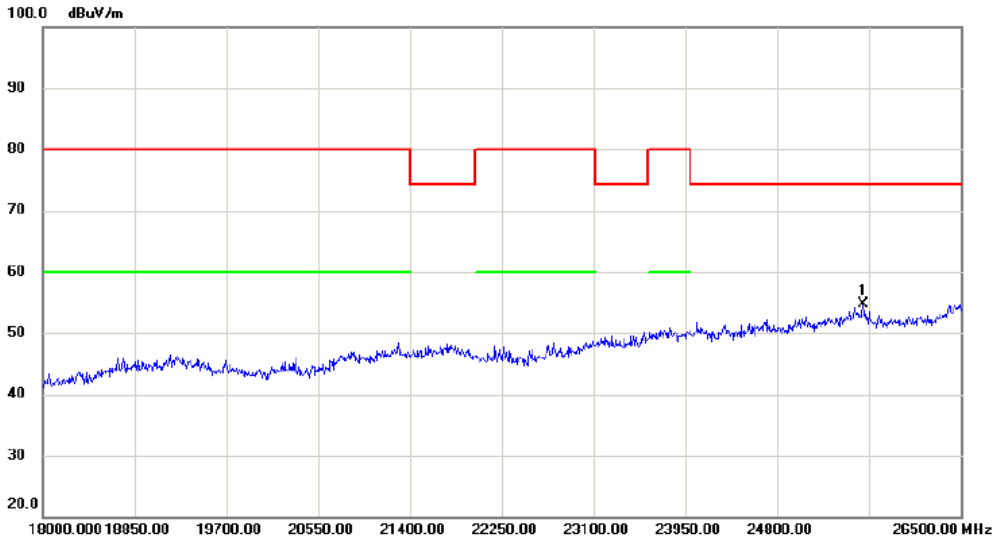
Vertical



| No. | Mk. | Freq. MHz | Reading Level dBuV | Correct Factor dB | Measure- ment dBuV/m | Limit dBuV/m | Margin dB | Detector | Comment |
|-----|-----|--------------|--------------------------|-------------------------|----------------------------|-----------------|--------------|----------|---------|
| 1 | * | 17976.00 | 27.74 | 29.09 | 56.83 | 80.00 | -23.17 | peak | |

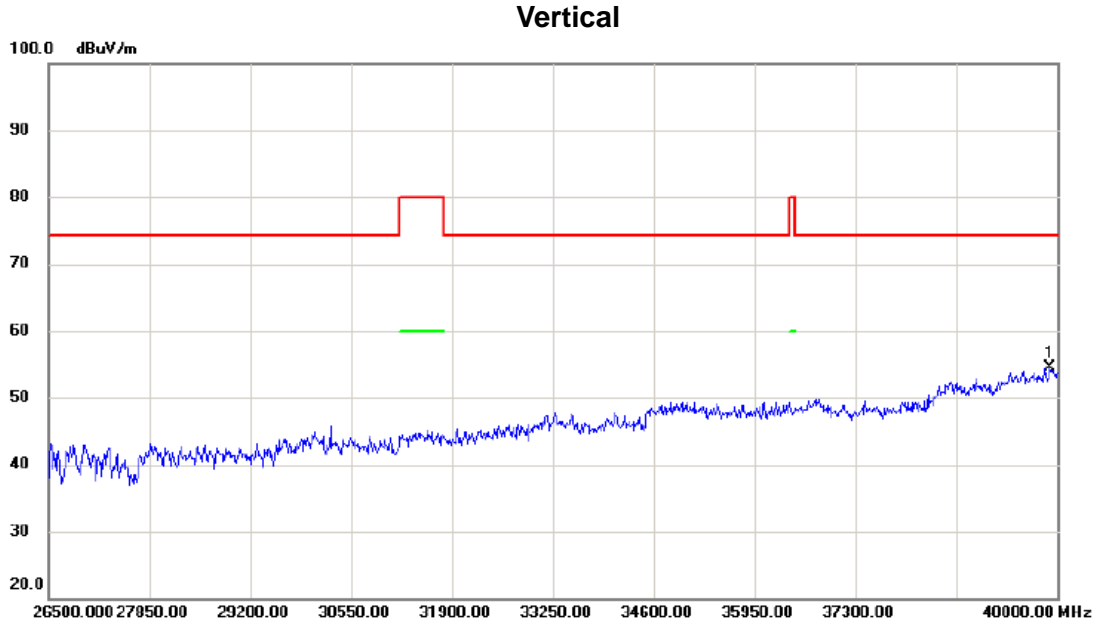
| | |
|-------------------|----------------------------|
| Orthogonal Axis : | X |
| Test Mode : | UNII-2A/ TX A Mode 5280MHz |

Vertical



| No. | Mk. | Freq. | Reading Level | Correct Factor | Measurement | Limit | Margin | Detector | Comment |
|-----|-----|----------|---------------|----------------|-------------|--------|--------|----------|---------|
| | | MHz | dBuV | dB | dBuV/m | dBuV/m | dB | | |
| 1 | * | 25599.00 | 30.86 | 23.87 | 54.73 | 74.30 | -19.57 | peak | |

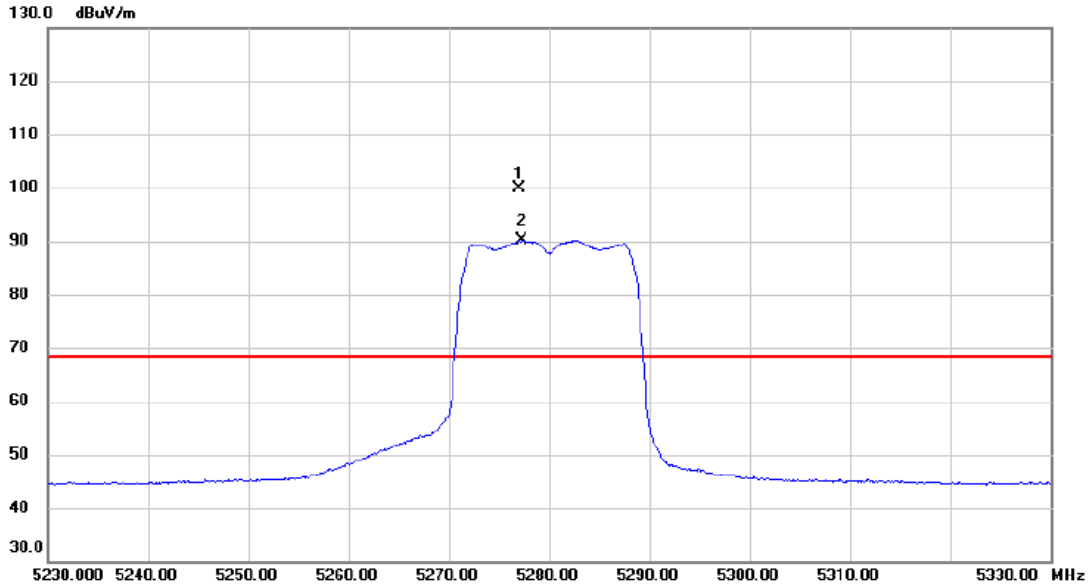
| | |
|-------------------|----------------------------|
| Orthogonal Axis : | X |
| Test Mode : | UNII-2A/ TX A Mode 5280MHz |



| No. | Mk. | Freq. MHz | Reading Level dBuV | Correct Factor dB | Measure- ment dBuV/m | Limit dBuV/m | Margin dB | Detector | Comment |
|-----|-----|--------------|--------------------------|-------------------------|----------------------------|-----------------|--------------|----------|---------|
| 1 | * | 39905.50 | 38.80 | 15.73 | 54.53 | 74.30 | -19.77 | peak | |

| | |
|-------------------|----------------------------|
| Orthogonal Axis : | X |
| Test Mode : | UNII-2A/ TX A Mode 5280MHz |

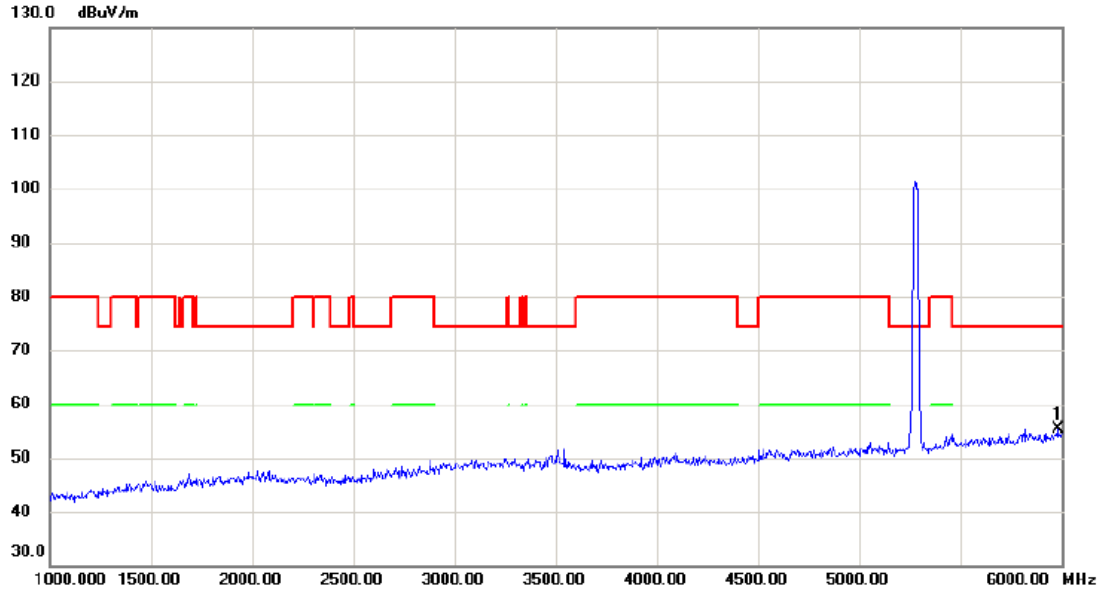
Horizontal



| No. | Mk. | Freq. MHz | Reading Level dBuV | Correct Factor dB | Measure- ment dBuV/m | Limit dBuV/m | Margin dB | Detector | Comment |
|-----|-----|--------------|--------------------------|-------------------------|----------------------------|-----------------|--------------|----------|----------|
| 1 | * | 5277.000 | 78.51 | 21.49 | 100.00 | 68.30 | 31.70 | peak | No Limit |
| 2 | X | 5277.300 | 68.60 | 21.49 | 90.09 | 68.30 | 21.79 | AVG | No Limit |

| | |
|-------------------|----------------------------|
| Orthogonal Axis : | X |
| Test Mode : | UNII-2A/ TX A Mode 5280MHz |

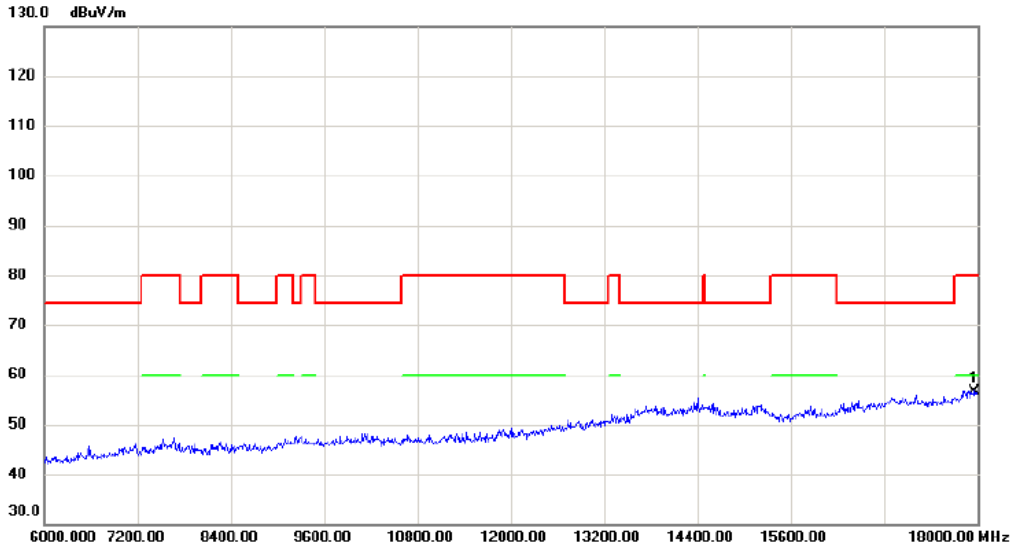
Horizontal



| No. | Mk. | Freq. | Reading Level | Correct Factor | Measurement | Limit | Margin | Detector | Comment |
|-----|-----|----------|---------------|----------------|-------------|--------|--------|----------|---------|
| | | MHz | dBuV | dB | dBuV/m | dBuV/m | dB | | |
| 1 | * | 5980.000 | 31.19 | 24.21 | 55.40 | 74.30 | -18.90 | peak | |

| | |
|-------------------|----------------------------|
| Orthogonal Axis : | X |
| Test Mode : | UNII-2A/ TX A Mode 5280MHz |

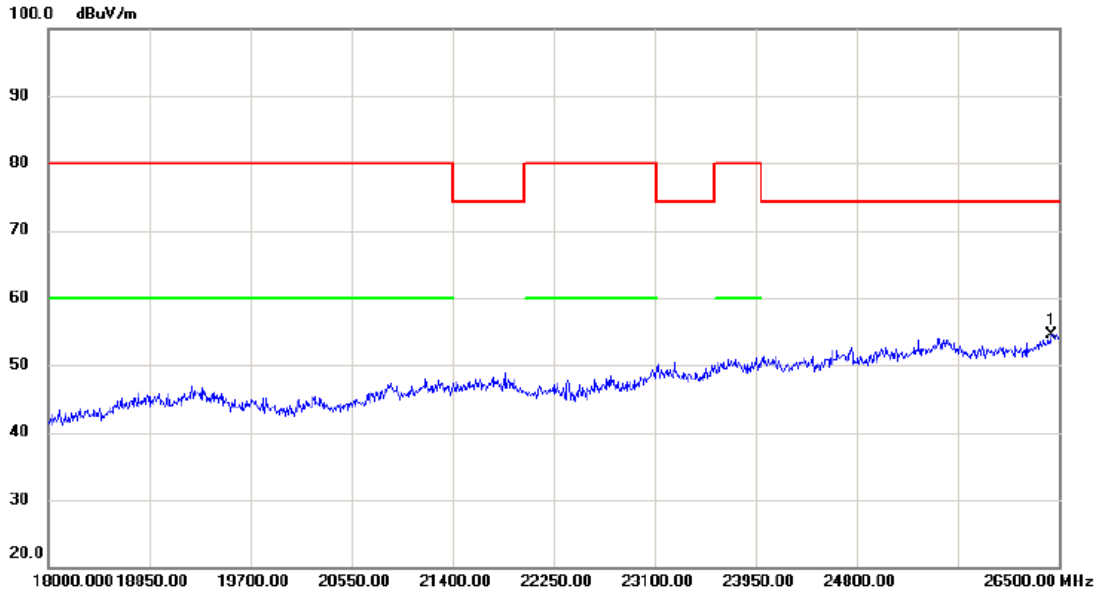
Horizontal



| No. | Mk. | Freq. | Reading Level | Correct Factor | Measurement | Limit | Margin | Detector | Comment |
|-----|-----|----------|---------------|----------------|-------------|--------|--------|----------|---------|
| | | MHz | dBuV | dB | dBuV/m | dBuV/m | dB | | |
| 1 | * | 17964.00 | 27.71 | 29.04 | 56.75 | 80.00 | -23.25 | peak | |

| | |
|-------------------|----------------------------|
| Orthogonal Axis : | X |
| Test Mode : | UNII-2A/ TX A Mode 5280MHz |

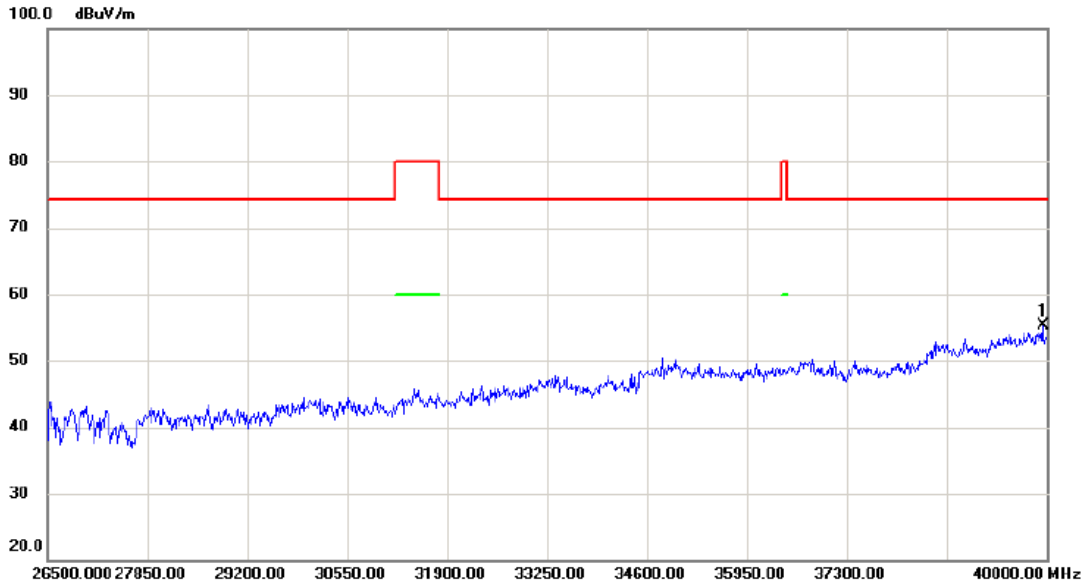
Horizontal



| No. | Mk. | Freq. MHz | Reading Level dBuV | Correct Factor dB | Measure- ment dBuV/m | Limit dBuV/m | Margin dB | Detector | Comment |
|-----|-----|--------------|--------------------------|-------------------------|----------------------------|-----------------|--------------|----------|---------|
| 1 | * | 26440.50 | 28.72 | 25.81 | 54.53 | 74.30 | -19.77 | peak | |

| | |
|-------------------|----------------------------|
| Orthogonal Axis : | X |
| Test Mode : | UNII-2A/ TX A Mode 5280MHz |

Horizontal

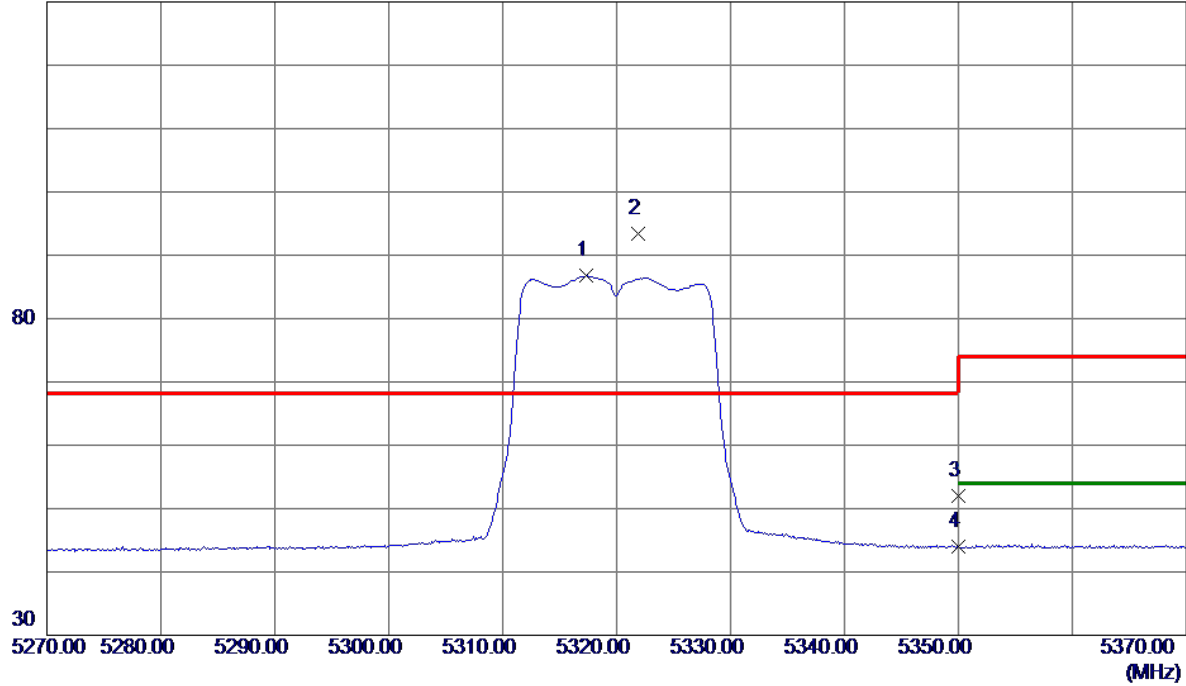


| No. | Mk. | Freq. MHz | Reading Level dBuV | Correct Factor dB | Measure- ment dBuV/m | Limit dBuV/m | Margin dB | Detector | Comment |
|-----|-----|--------------|--------------------------|-------------------------|----------------------------|-----------------|--------------|----------|---------|
| 1 | * | 39946.00 | 39.46 | 15.81 | 55.27 | 74.30 | -19.03 | peak | |

| | |
|-------------------|----------------------------|
| Orthogonal Axis : | X |
| Test Mode : | UNII-2A/ TX A Mode 5320MHz |

Vertical

130 dBuV/m

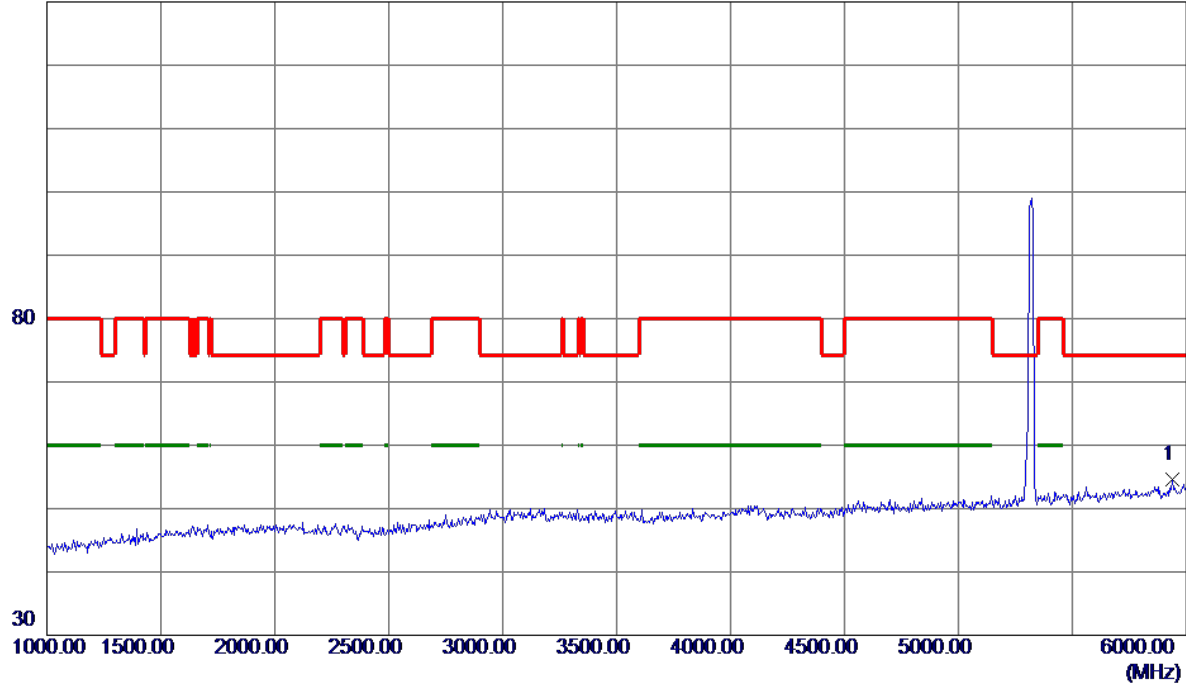


| No. | Freq. MHz | Reading Level dBuV/m | Correct Factor dB | Measure ment dBuV/m | Limit dBuV/m | Margin dB | Detector | Comment |
|-----|--------------|----------------------------|-------------------------|---------------------------|-----------------|--------------|----------|----------|
| 1 | 5317.3000 | 65.11 | 21.64 | 86.75 | 999.00 | -912.25 | AVG | No Limit |
| 2 * | 5321.9000 | 71.71 | 21.66 | 93.37 | 68.30 | 25.07 | Peak | No Limit |
| 3 | 5350.0000 | 30.22 | 21.76 | 51.98 | 74.00 | -22.02 | Peak | |
| 4 | 5350.0000 | 22.26 | 21.76 | 44.02 | 999.00 | -954.98 | AVG | |

| | |
|-------------------|----------------------------|
| Orthogonal Axis : | X |
| Test Mode : | UNII-2A/ TX A Mode 5320MHz |

Vertical

130 dBuV/m

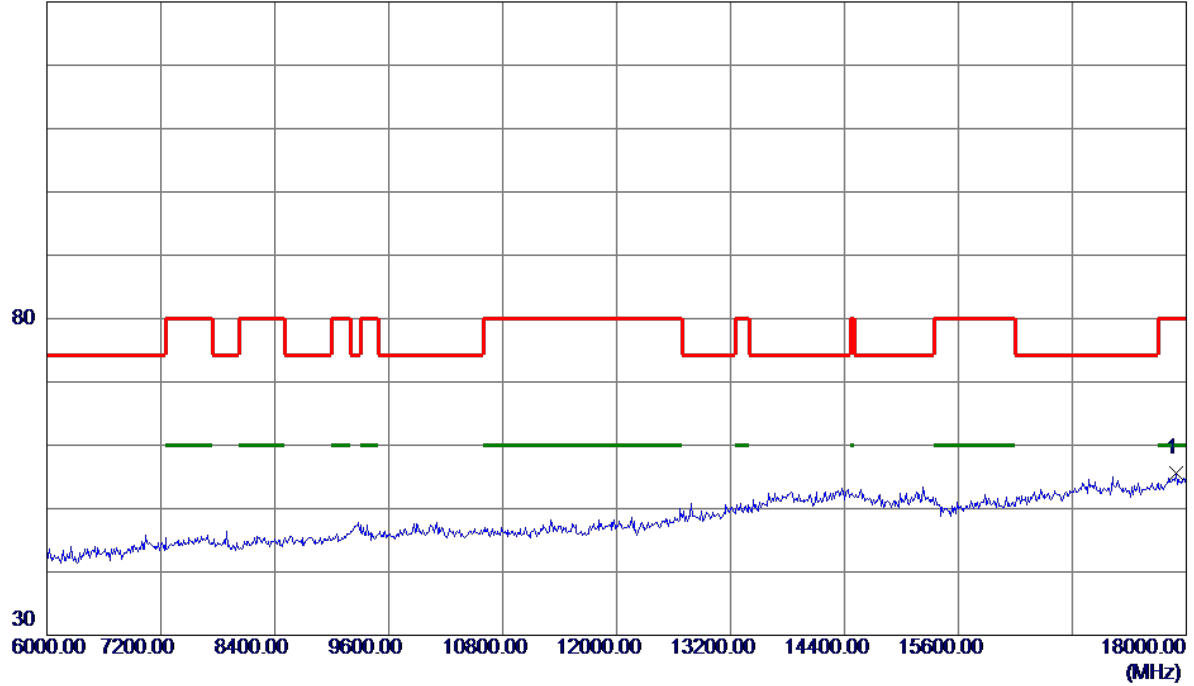


| No. | Freq. MHz | Reading Level dBuV/m | Correct Factor dB | Measure ment dBuV/m | Limit dBuV/m | Margin dB | Detector | Comment |
|-----|--------------|----------------------------|-------------------------|---------------------------|-----------------|--------------|----------|---------|
| 1 * | 5940.0000 | 35.40 | 19.20 | 54.60 | 74.30 | -19.70 | Peak | |

| | |
|-------------------|----------------------------|
| Orthogonal Axis : | X |
| Test Mode : | UNII-2A/ TX A Mode 5320MHz |

Vertical

130 dBuV/m

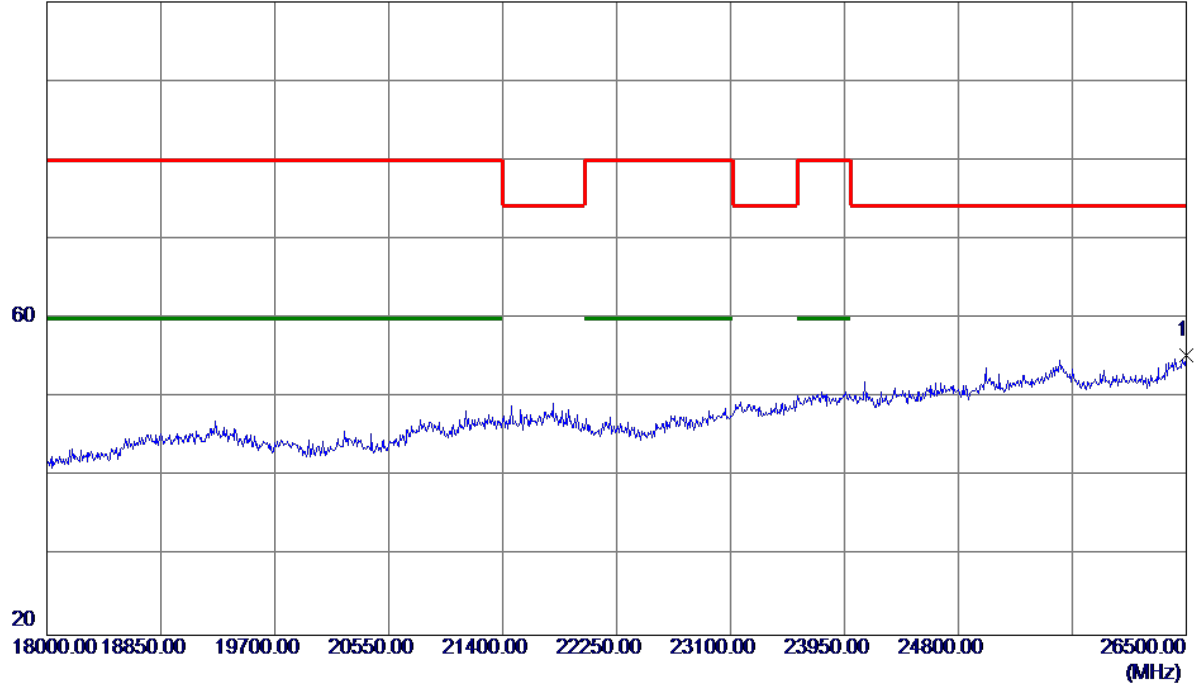


| No. | Freq. MHz | Reading Level dBuV/m | Correct Factor dB | Measure ment dBuV/m | Limit dBuV/m | Margin dB | Detector | Comment |
|-----|--------------|----------------------------|-------------------------|---------------------------|-----------------|--------------|----------|---------|
| 1 * | 17892.0000 | 26.85 | 28.81 | 55.66 | 80.00 | -24.34 | Peak | |

| | |
|-------------------|----------------------------|
| Orthogonal Axis : | X |
| Test Mode : | UNII-2A/ TX A Mode 5320MHz |

Vertical

100 dBuV/m

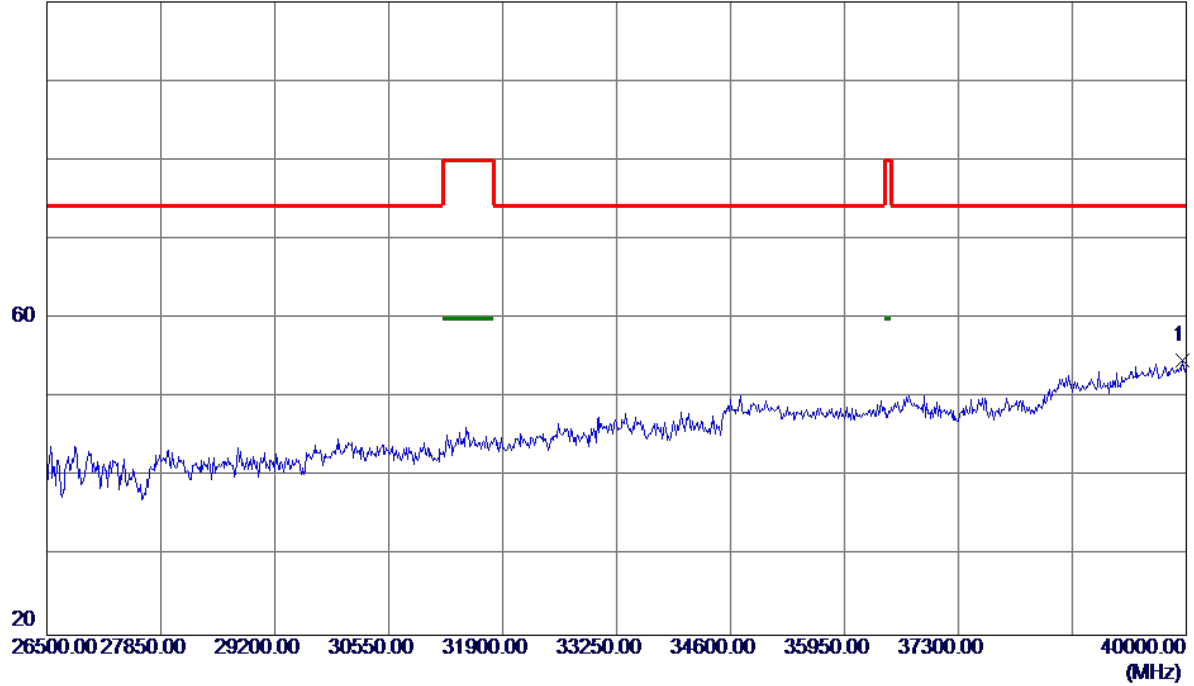


| No. | Freq. MHz | Reading Level dBuV/m | Correct Factor dB | Measure ment dBuV/m | Limit dBuV/m | Margin dB | Detector | Comment |
|-----|--------------|----------------------------|-------------------------|---------------------------|-----------------|--------------|----------|---------|
| 1 * | 26500.0000 | 29.20 | 26.12 | 55.32 | 74.30 | -18.98 | Peak | |

| | |
|-------------------|----------------------------|
| Orthogonal Axis : | X |
| Test Mode : | UNII-2A/ TX A Mode 5320MHz |

Vertical

100 dBuV/m

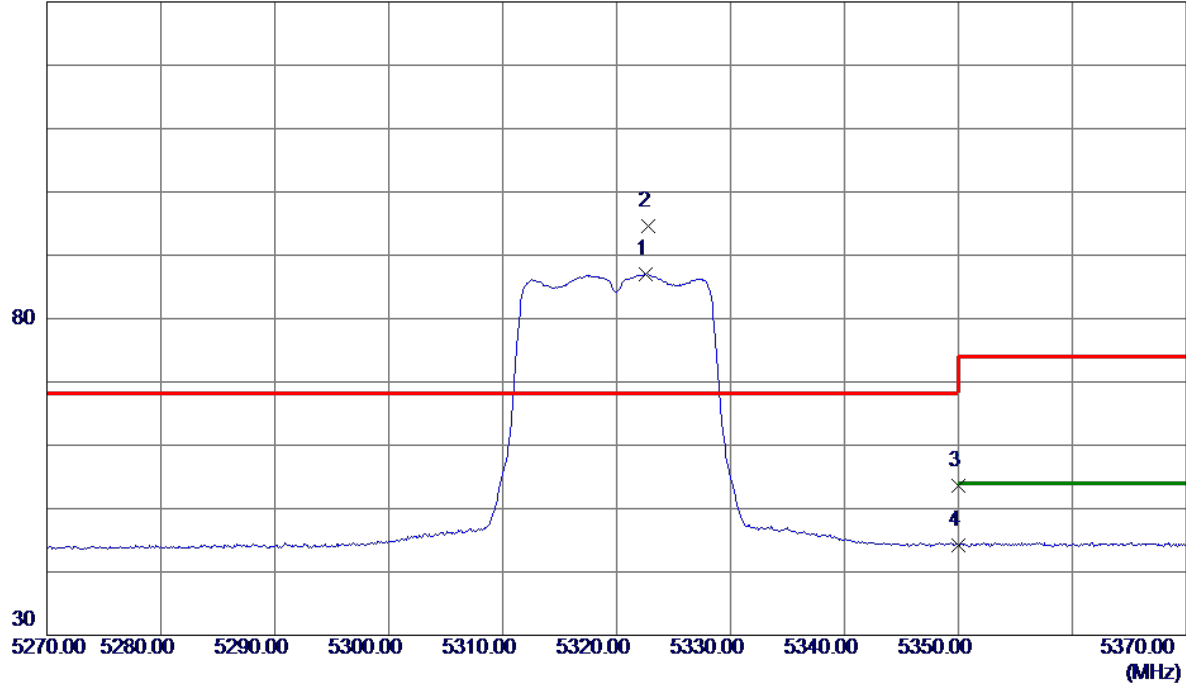


| No. | Freq. MHz | Reading Level dBuV/m | Correct Factor dB | Measure ment dBuV/m | Limit dBuV/m | Margin dB | Detector | Comment |
|-----|--------------|----------------------------|-------------------------|---------------------------|-----------------|--------------|----------|---------|
| 1 * | 39959.5000 | 38.96 | 15.82 | 54.78 | 74.30 | -19.52 | Peak | |

| | |
|-------------------|----------------------------|
| Orthogonal Axis : | X |
| Test Mode : | UNII-2A/ TX A Mode 5320MHz |

Horizontal

130 dBuV/m

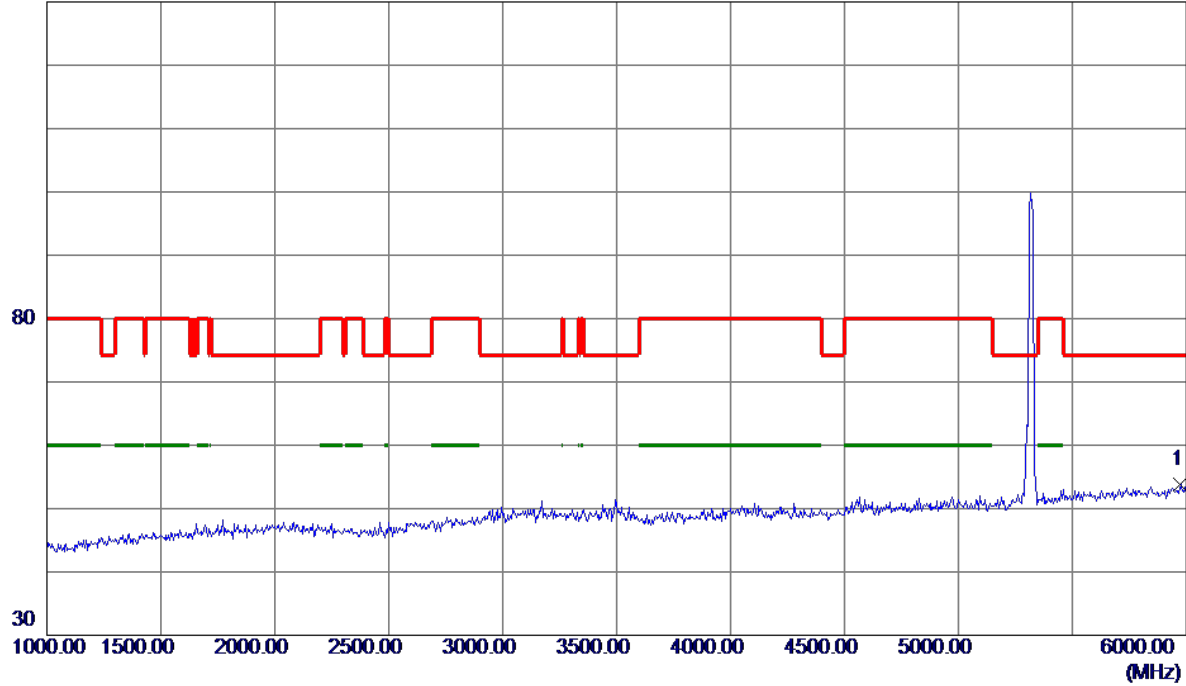


| No. | Freq. MHz | Reading Level dBuV/m | Correct Factor dB | Measure ment dBuV/m | Limit dBuV/m | Margin dB | Detector | Comment |
|-----|--------------|----------------------------|-------------------------|---------------------------|-----------------|--------------|----------|----------|
| 1 | 5322.6000 | 65.40 | 21.66 | 87.06 | 999.00 | -911.94 | AVG | No Limit |
| 2 * | 5322.8000 | 72.87 | 21.66 | 94.53 | 68.30 | 26.23 | Peak | No Limit |
| 3 | 5350.0000 | 31.76 | 21.76 | 53.52 | 74.00 | -20.48 | Peak | |
| 4 | 5350.0000 | 22.43 | 21.76 | 44.19 | 999.00 | -954.81 | AVG | |

| | |
|-------------------|----------------------------|
| Orthogonal Axis : | X |
| Test Mode : | UNII-2A/ TX A Mode 5320MHz |

Horizontal

130 dBuV/m

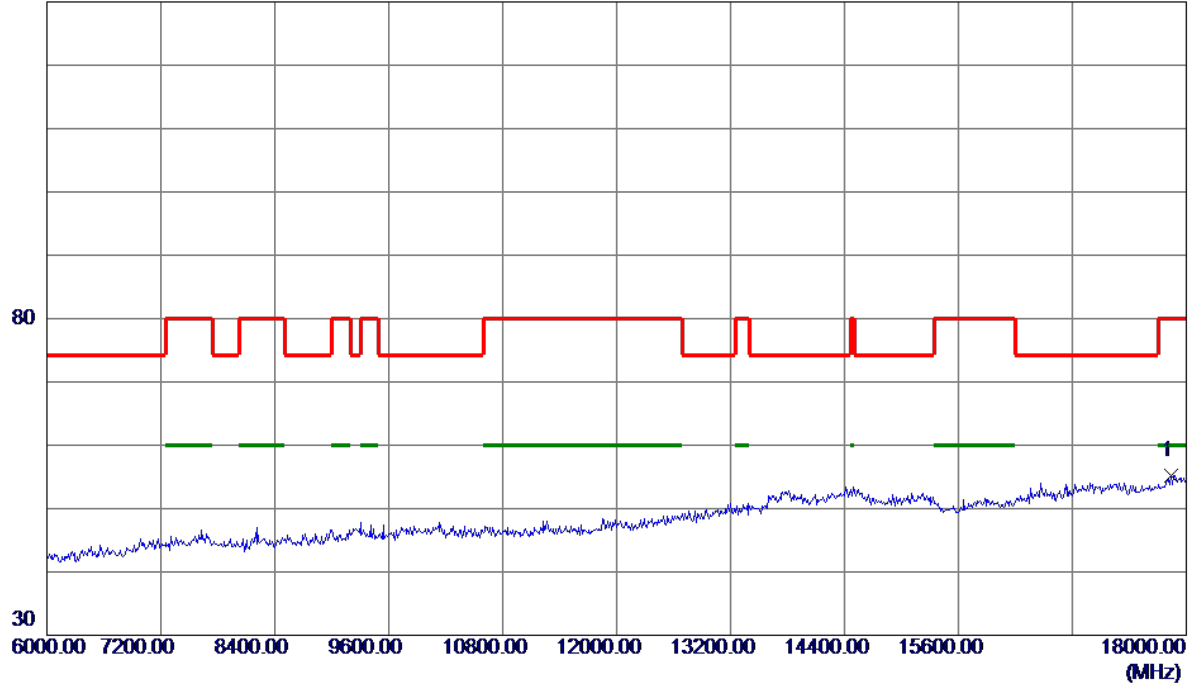


| No. | Freq. MHz | Reading Level dBuV/m | Correct Factor dB | Measure ment dBuV/m | Limit dBuV/m | Margin dB | Detector | Comment |
|-----|--------------|----------------------------|-------------------------|---------------------------|-----------------|--------------|----------|---------|
| 1 * | 5975.0000 | 34.41 | 19.32 | 53.73 | 74.30 | -20.57 | Peak | |

| | |
|-------------------|----------------------------|
| Orthogonal Axis : | X |
| Test Mode : | UNII-2A/ TX A Mode 5320MHz |

Horizontal

130 dBuV/m

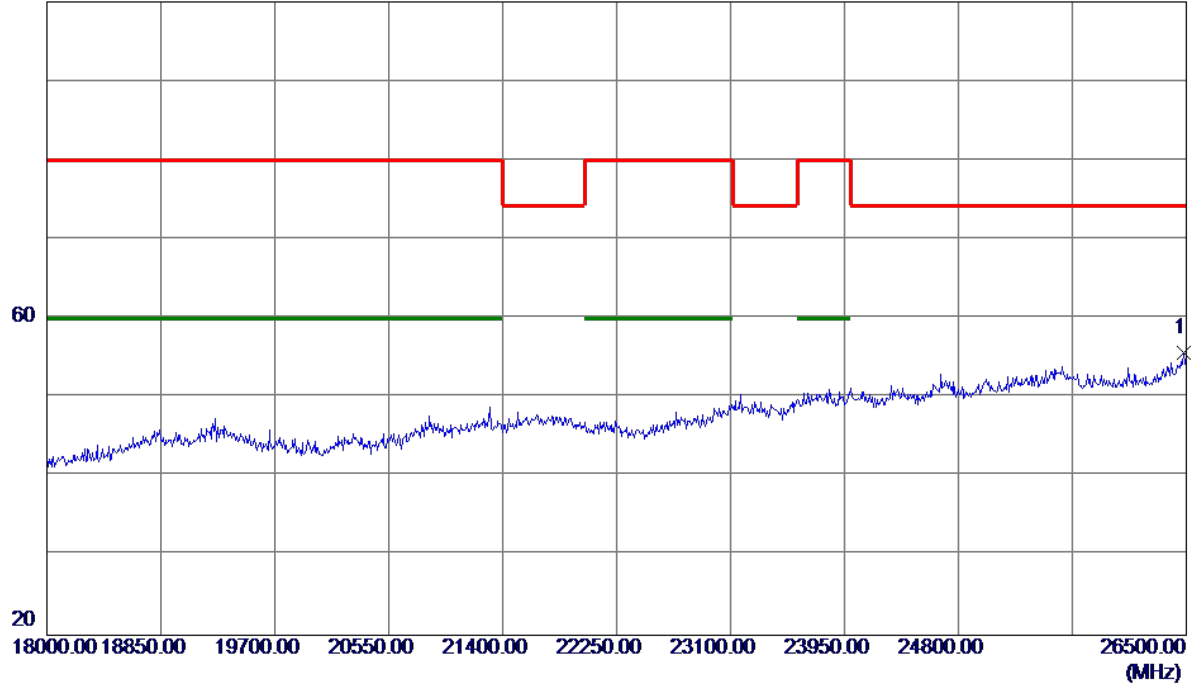


| No. | Freq. MHz | Reading Level dBuV/m | Correct Factor dB | Measure ment dBuV/m | Limit dBuV/m | Margin dB | Detector | Comment |
|-----|--------------|----------------------------|-------------------------|---------------------------|-----------------|--------------|----------|---------|
| 1 * | 17844.0000 | 26.59 | 28.66 | 55.25 | 80.00 | -24.75 | Peak | |

| | |
|-------------------|----------------------------|
| Orthogonal Axis : | X |
| Test Mode : | UNII-2A/ TX A Mode 5320MHz |

Horizontal

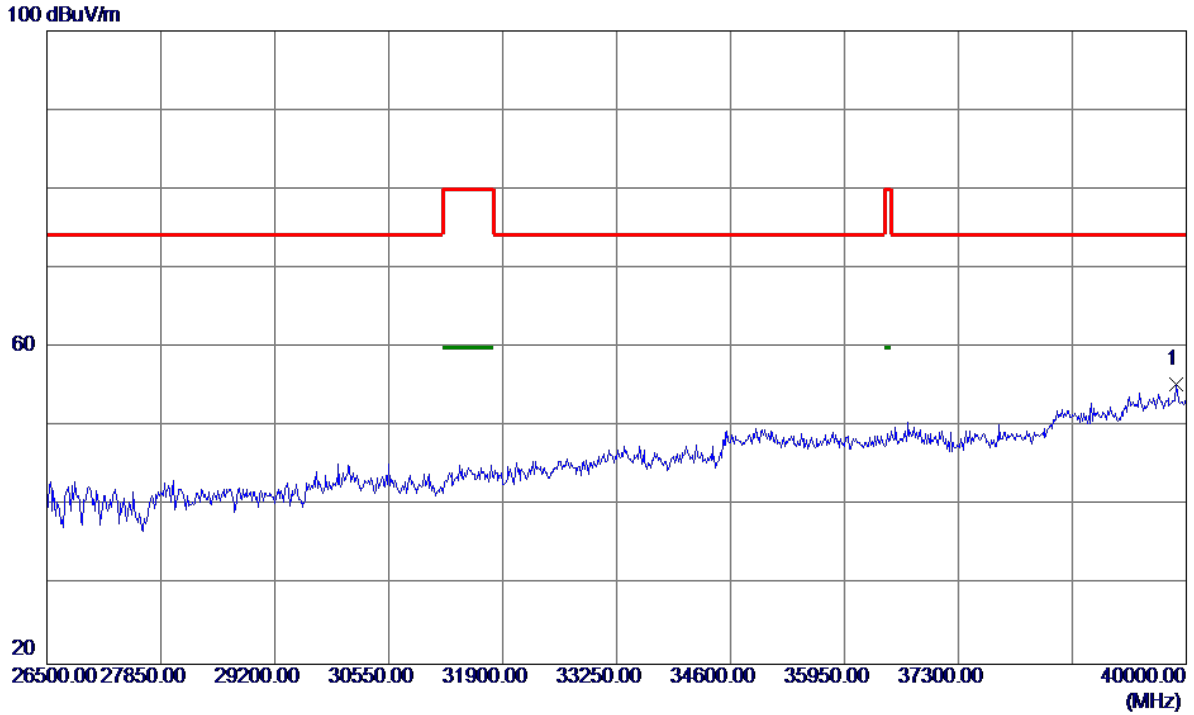
100 dBuV/m



| No. | Freq. MHz | Reading Level dBuV/m | Correct Factor dB | Measure ment dBuV/m | Limit dBuV/m | Margin dB | Detector | Comment |
|-----|--------------|----------------------------|-------------------------|---------------------------|-----------------|--------------|----------|---------|
| 1 * | 26483.0000 | 29.63 | 26.03 | 55.66 | 74.30 | -18.64 | Peak | |

| | |
|-------------------|----------------------------|
| Orthogonal Axis : | X |
| Test Mode : | UNII-2A/ TX A Mode 5320MHz |

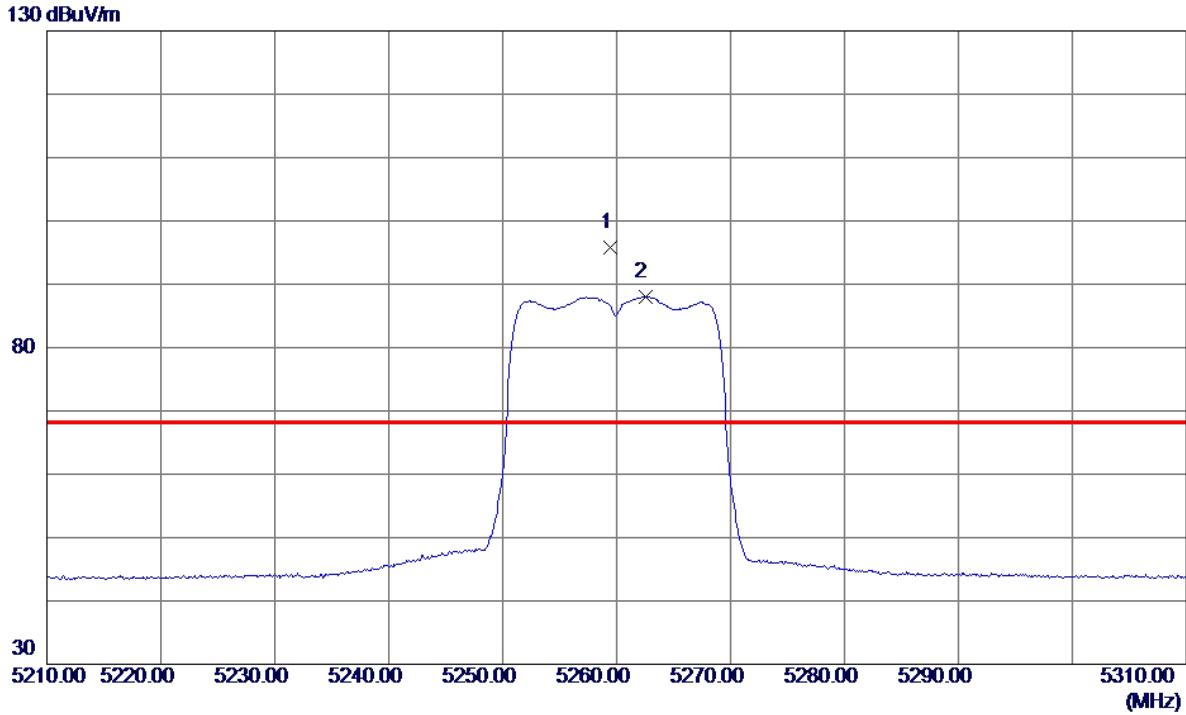
Horizontal



| No. | Freq. MHz | Reading Level dBuV/m | Correct Factor dB | Measure ment dBuV/m | Limit dBuV/m | Margin dB | Detector | Comment |
|-----|--------------|----------------------------|-------------------------|---------------------------|-----------------|--------------|----------|---------|
| 1 * | 39878.5000 | 39.69 | 15.69 | 55.38 | 74.30 | -18.92 | Peak | |

| | |
|-------------------|------------------------------|
| Orthogonal Axis : | X |
| Test Mode : | UNII-2A/ TX N20 Mode 5260MHz |

Vertical

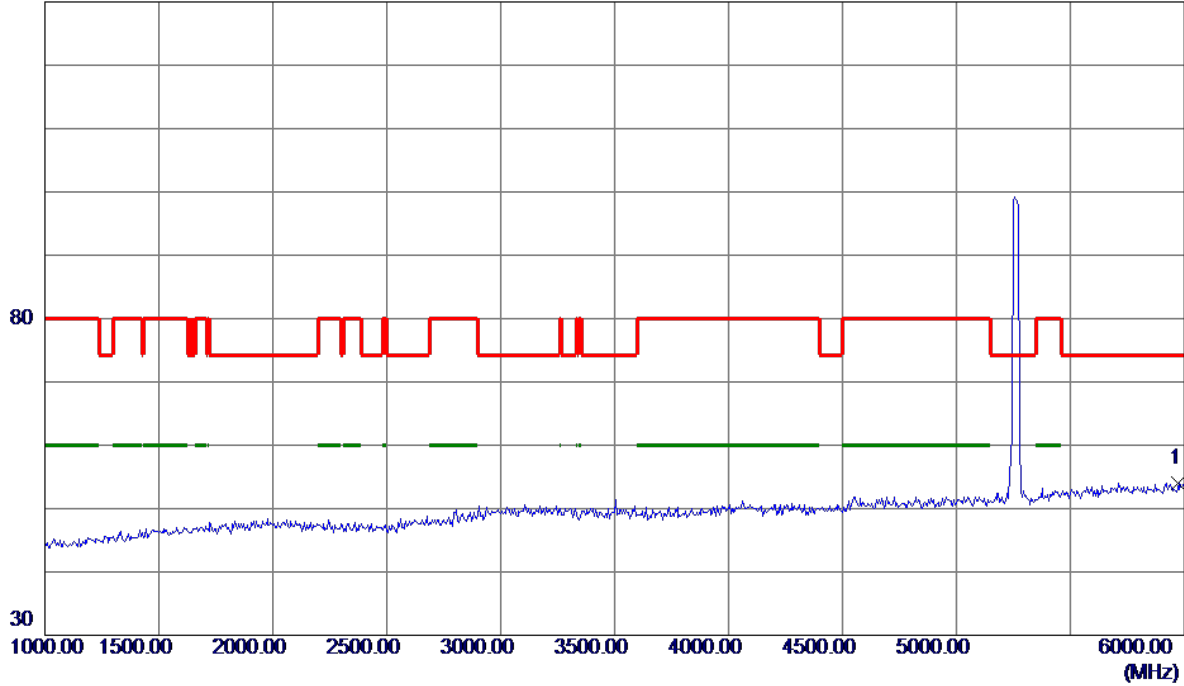


| No. | Freq. MHz | Reading Level dBuV/m | Correct Factor dB | Measure ment dBuV/m | Limit dBuV/m | Margin dB | Detector | Comment |
|-----|--------------|----------------------------|-------------------------|---------------------------|-----------------|--------------|----------|----------|
| 1 * | 5259.4000 | 74.36 | 21.43 | 95.79 | 68.30 | 27.49 | Peak | No Limit |
| 2 | 5262.5000 | 66.58 | 21.44 | 88.02 | 999.00 | -910.98 | AVG | No Limit |

| | |
|-------------------|------------------------------|
| Orthogonal Axis : | X |
| Test Mode : | UNII-2A/ TX N20 Mode 5260MHz |

Vertical

130 dBuV/m

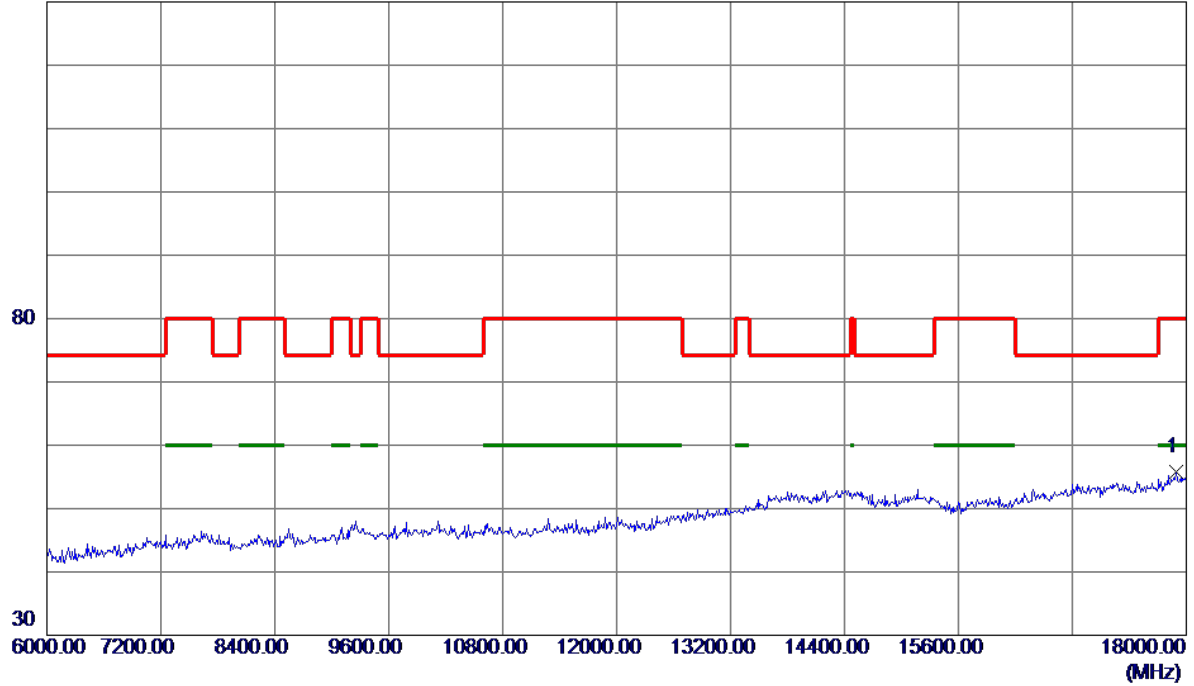


| No. | Freq. MHz | Reading Level dBuV/m | Correct Factor dB | Measure ment dBuV/m | Limit dBuV/m | Margin dB | Detector | Comment |
|-----|--------------|----------------------------|-------------------------|---------------------------|-----------------|--------------|----------|---------|
| 1 * | 5975.0000 | 34.71 | 19.32 | 54.03 | 74.30 | -20.27 | Peak | |

| | |
|-------------------|------------------------------|
| Orthogonal Axis : | X |
| Test Mode : | UNII-2A/ TX N20 Mode 5260MHz |

Vertical

130 dBuV/m

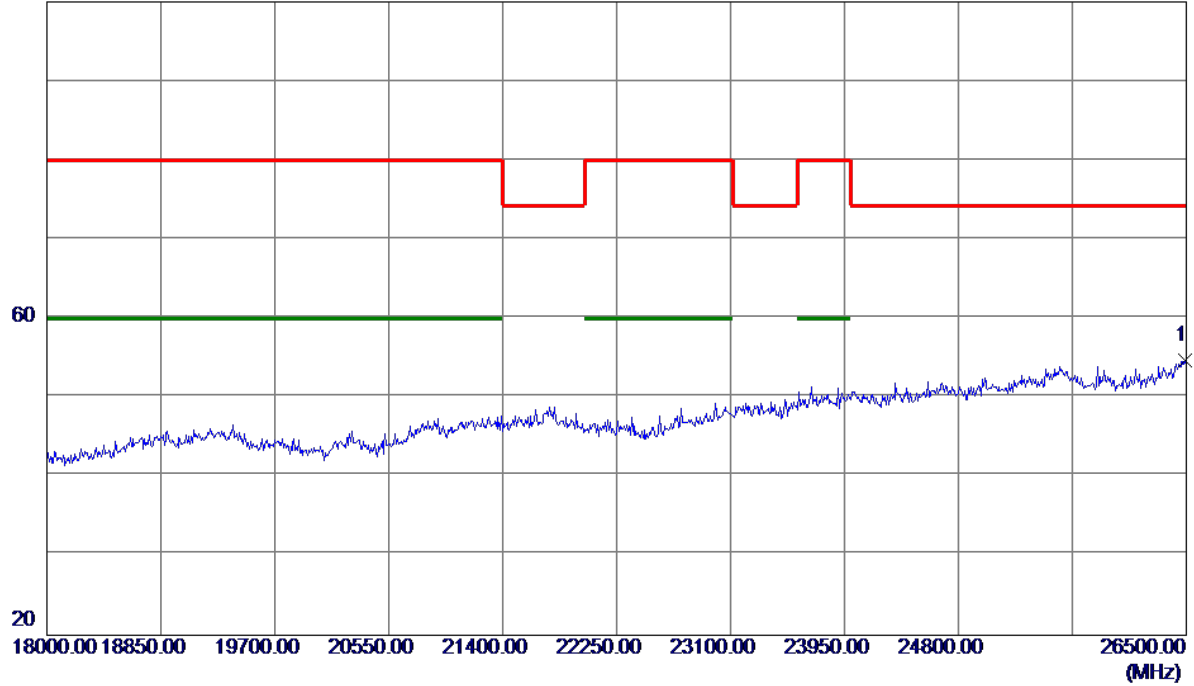


| No. | Freq. MHz | Reading Level dBuV/m | Correct Factor dB | Measure ment dBuV/m | Limit dBuV/m | Margin dB | Detector | Comment |
|-----|--------------|----------------------------|-------------------------|---------------------------|-----------------|--------------|----------|---------|
| 1 * | 17892.0000 | 26.92 | 28.81 | 55.73 | 80.00 | -24.27 | Peak | |

| | |
|-------------------|------------------------------|
| Orthogonal Axis : | X |
| Test Mode : | UNII-2A/ TX N20 Mode 5260MHz |

Vertical

100 dBuV/m

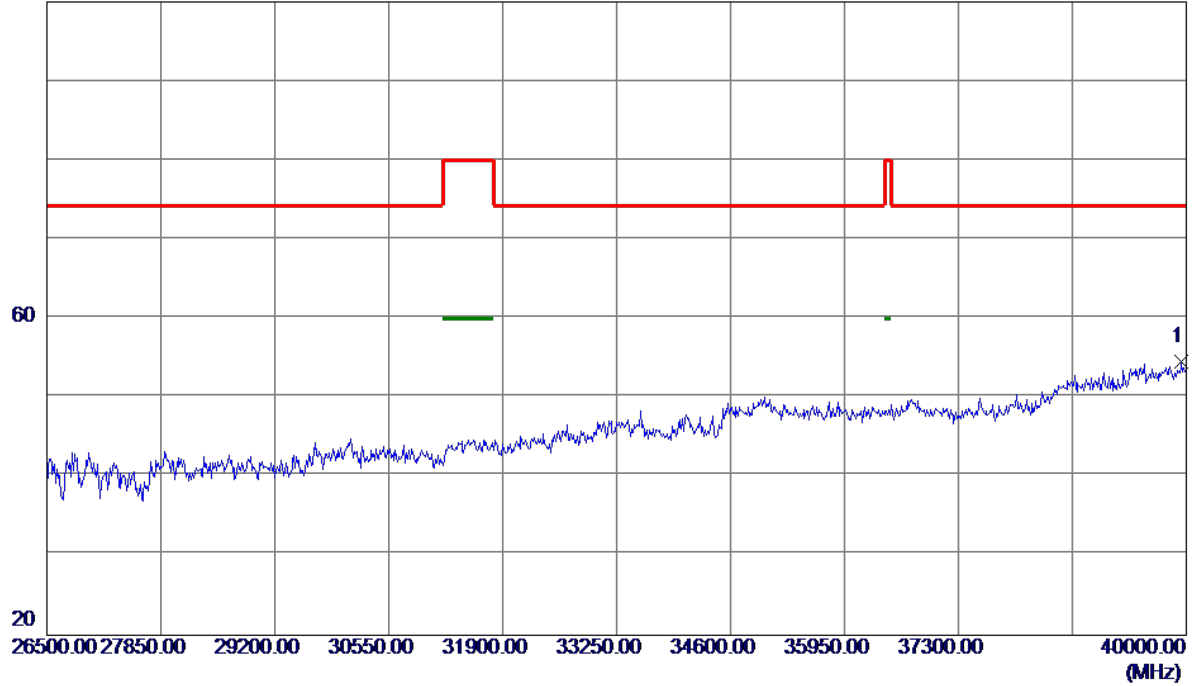


| No. | Freq. MHz | Reading Level dBuV/m | Correct Factor dB | Measure ment dBuV/m | Limit dBuV/m | Margin dB | Detector | Comment |
|-----|--------------|----------------------------|-------------------------|---------------------------|-----------------|--------------|----------|---------|
| 1 * | 26491.5000 | 28.61 | 26.07 | 54.68 | 74.30 | -19.62 | Peak | |

| | |
|-------------------|------------------------------|
| Orthogonal Axis : | X |
| Test Mode : | UNII-2A/ TX N20 Mode 5260MHz |

Vertical

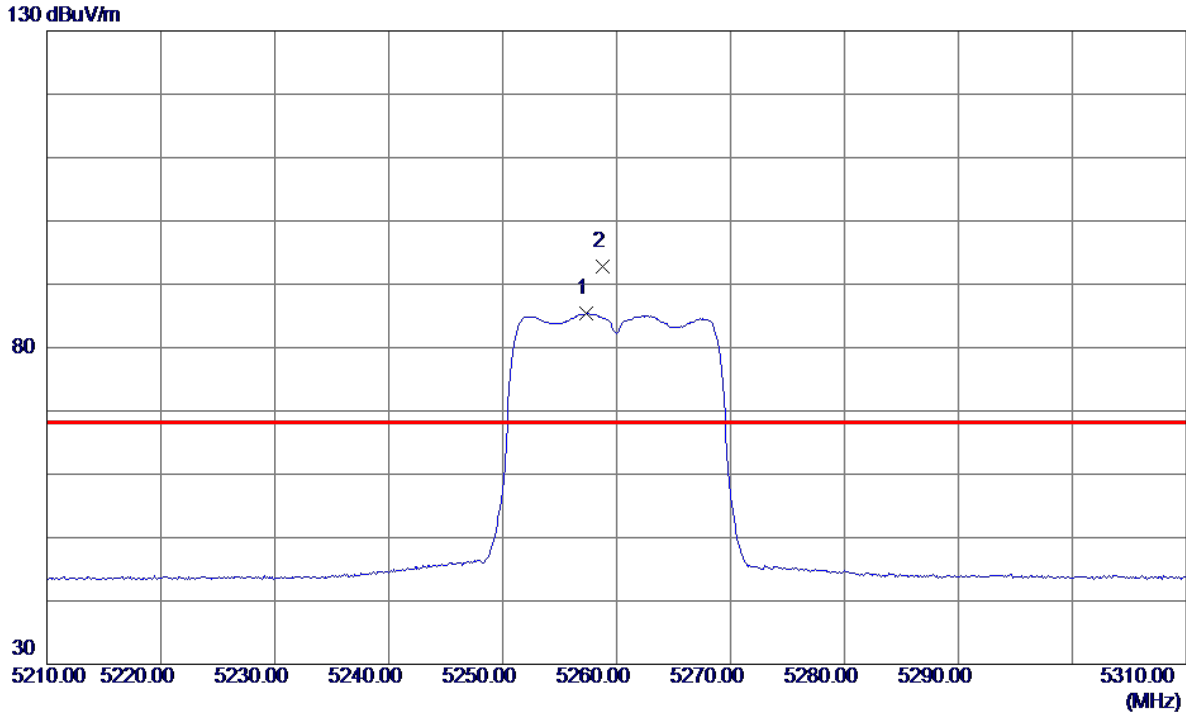
100 dBuV/m



| No. | Freq. MHz | Reading Level dBuV/m | Correct Factor dB | Measure ment dBuV/m | Limit dBuV/m | Margin dB | Detector | Comment |
|-----|--------------|----------------------------|-------------------------|---------------------------|-----------------|--------------|----------|---------|
| 1 * | 39946.0000 | 38.69 | 15.80 | 54.49 | 74.30 | -19.81 | Peak | |

| | |
|-------------------|------------------------------|
| Orthogonal Axis : | X |
| Test Mode : | UNII-2A/ TX N20 Mode 5260MHz |

Horizontal

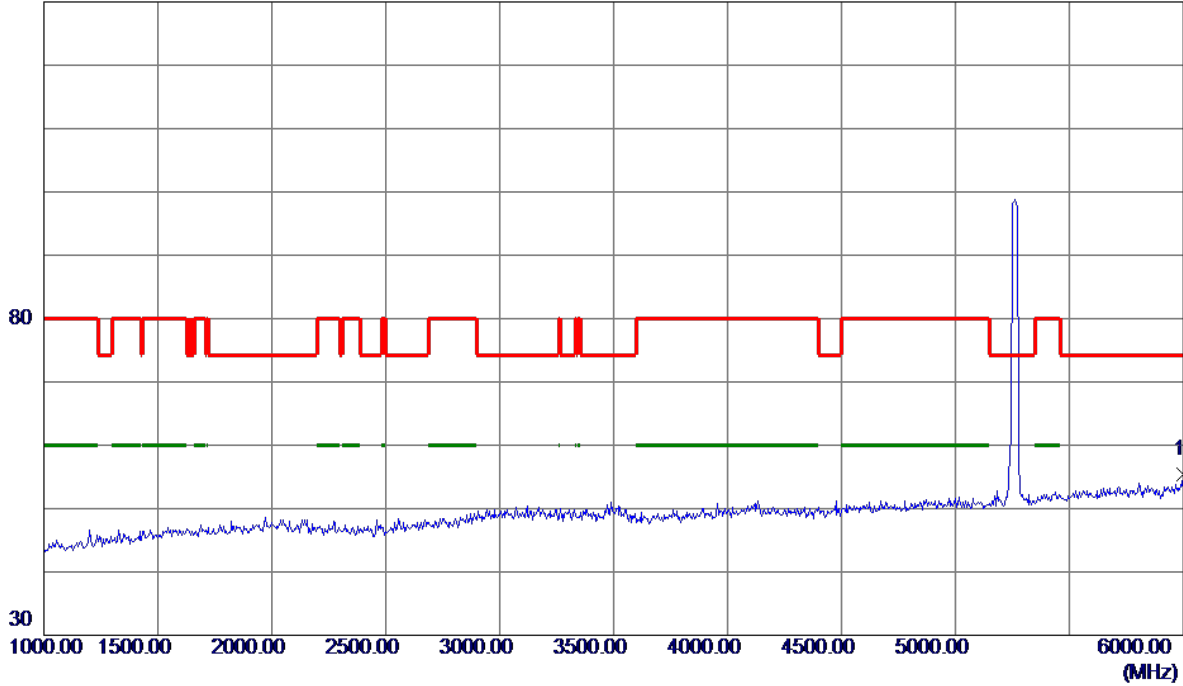


| No. | Freq. MHz | Reading Level dBuV/m | Correct Factor dB | Measure ment dBuV/m | Limit dBuV/m | Margin dB | Detector | Comment |
|-----|--------------|----------------------------|-------------------------|---------------------------|-----------------|--------------|----------|----------|
| 1 | 5257.3000 | 63.97 | 21.42 | 85.39 | 999.00 | -913.61 | AVG | No Limit |
| 2 * | 5258.8000 | 71.39 | 21.43 | 92.82 | 68.30 | 24.52 | Peak | No Limit |

| | |
|-------------------|------------------------------|
| Orthogonal Axis : | X |
| Test Mode : | UNII-2A/ TX N20 Mode 5260MHz |

Horizontal

130 dBuV/m

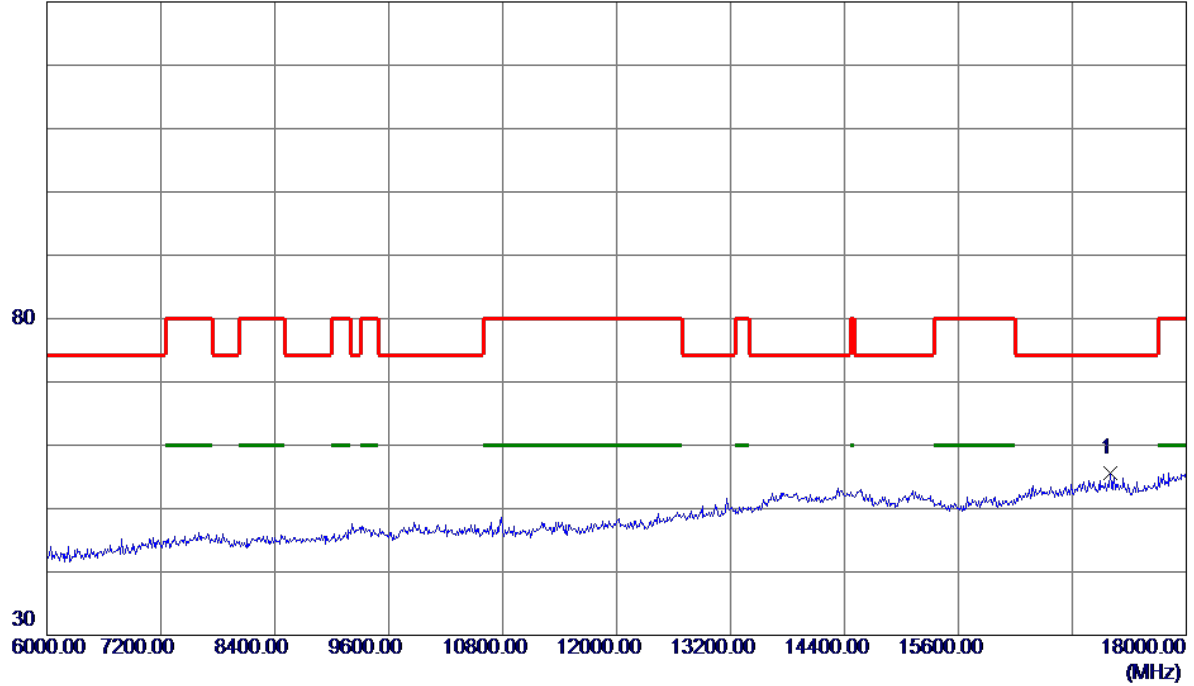


| No. | Freq. MHz | Reading Level dBuV/m | Correct Factor dB | Measure ment dBuV/m | Limit dBuV/m | Margin dB | Detector | Comment |
|-----|--------------|----------------------------|-------------------------|---------------------------|-----------------|--------------|----------|---------|
| 1 * | 6000.0000 | 36.08 | 19.41 | 55.49 | 74.30 | -18.81 | Peak | |

| | |
|-------------------|------------------------------|
| Orthogonal Axis : | X |
| Test Mode : | UNII-2A/ TX N20 Mode 5260MHz |

Horizontal

130 dBuV/m

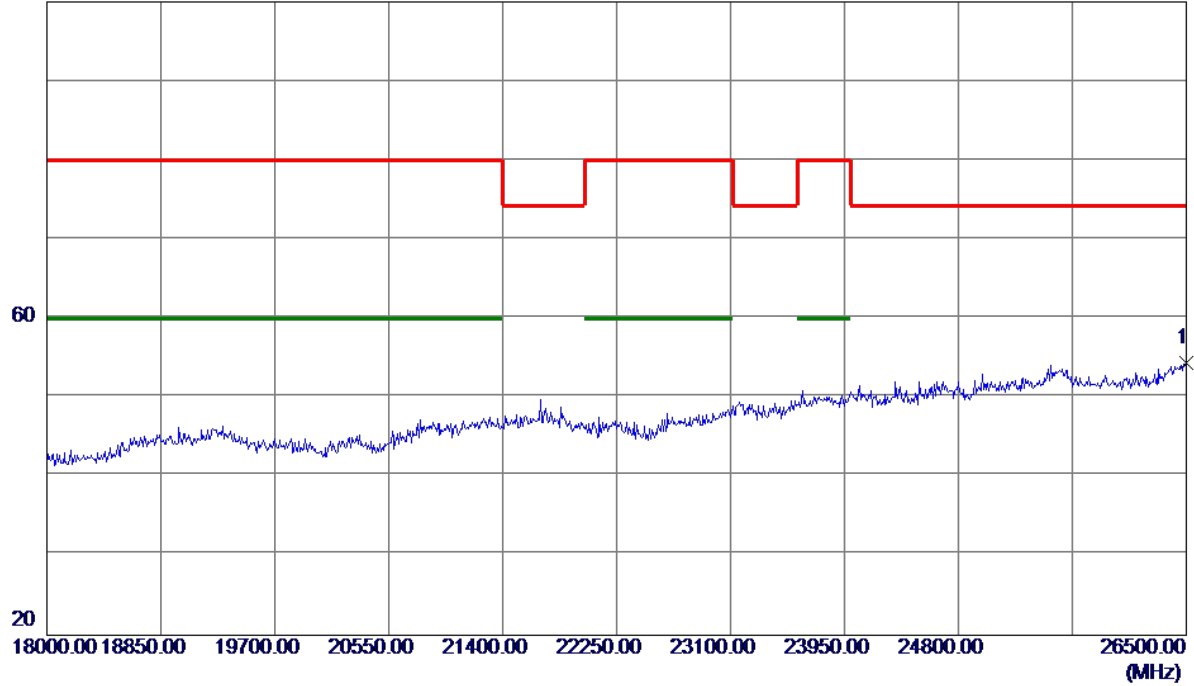


| No. | Freq. MHz | Reading Level dBuV/m | Correct Factor dB | Measure ment dBuV/m | Limit dBuV/m | Margin dB | Detector | Comment |
|-----|--------------|----------------------------|-------------------------|---------------------------|-----------------|--------------|----------|---------|
| 1 * | 17196.0000 | 28.44 | 27.22 | 55.66 | 74.30 | -18.64 | Peak | |

| | |
|-------------------|------------------------------|
| Orthogonal Axis : | X |
| Test Mode : | UNII-2A/ TX N20 Mode 5260MHz |

Horizontal

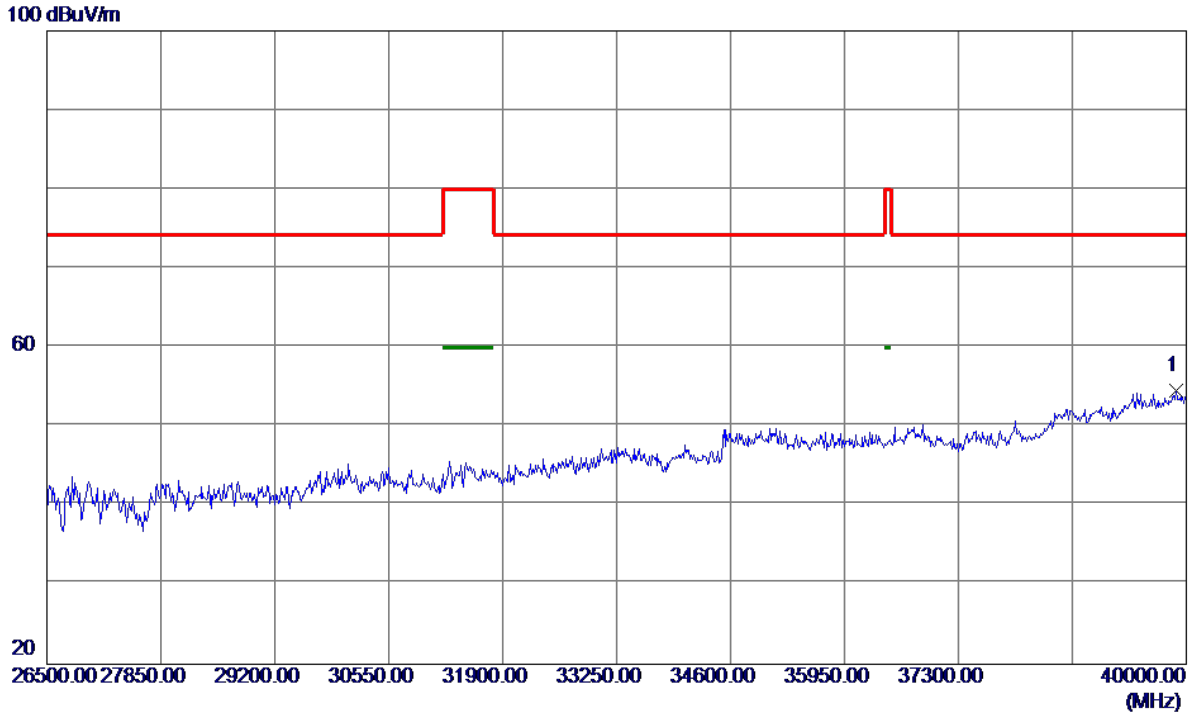
100 dBuV/m



| No. | Freq. MHz | Reading Level dBuV/m | Correct Factor dB | Measure ment dBuV/m | Limit dBuV/m | Margin dB | Detector | Comment |
|-----|--------------|----------------------------|-------------------------|---------------------------|-----------------|--------------|----------|---------|
| 1 * | 26500.0000 | 28.23 | 26.12 | 54.35 | 74.30 | -19.95 | Peak | |

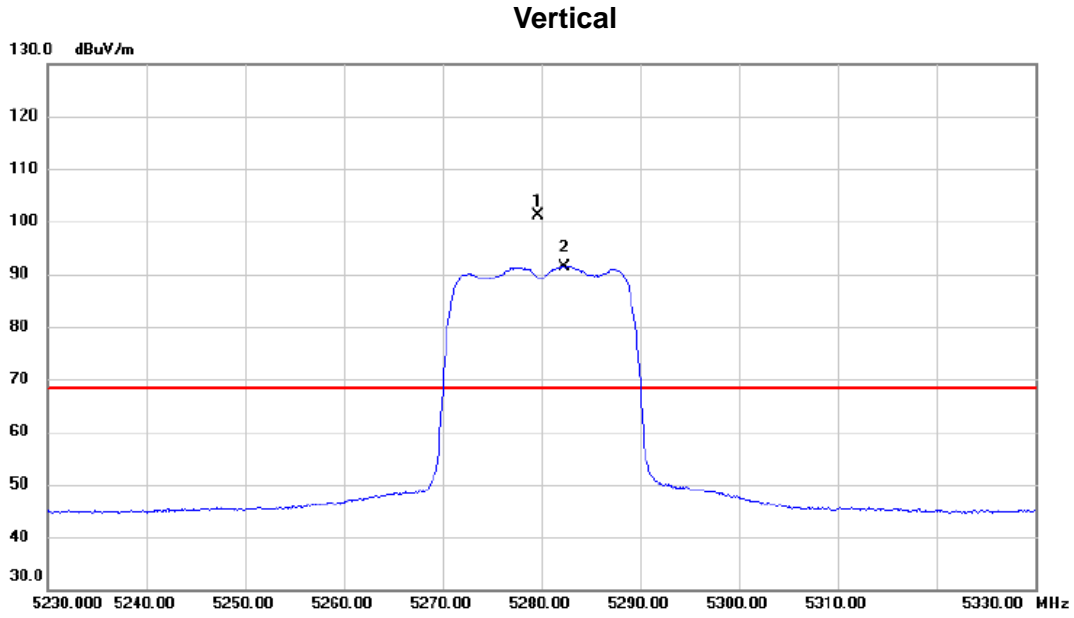
| | |
|-------------------|------------------------------|
| Orthogonal Axis : | X |
| Test Mode : | UNII-2A/ TX N20 Mode 5260MHz |

Horizontal



| No. | Freq. MHz | Reading Level dBuV/m | Correct Factor dB | Measure ment dBuV/m | Limit dBuV/m | Margin dB | Detector | Comment |
|-----|--------------|----------------------------|-------------------------|---------------------------|-----------------|--------------|----------|---------|
| 1 * | 39878.5000 | 38.84 | 15.69 | 54.53 | 74.30 | -19.77 | Peak | |

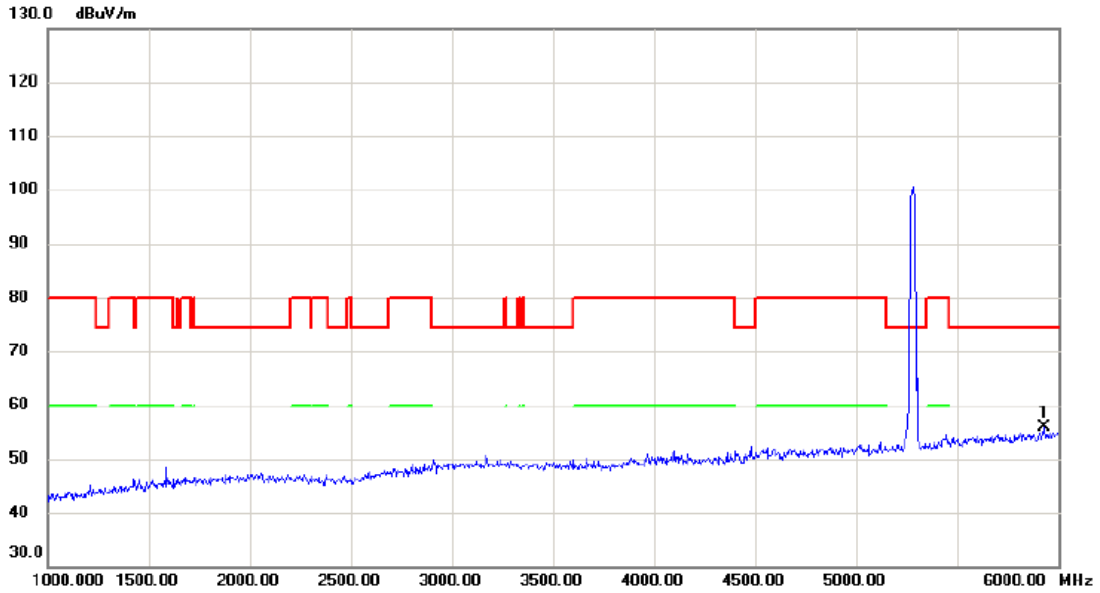
| | |
|-------------------|------------------------------|
| Orthogonal Axis : | X |
| Test Mode : | UNII-2A/ TX N20 Mode 5280MHz |



| No. | Mk. | Freq. MHz | Reading Level dBuV | Correct Factor dB | Measure- ment dBuV/m | Limit dBuV/m | Margin dB | Detector | Comment |
|-----|-----|--------------|--------------------------|-------------------------|----------------------------|-----------------|--------------|----------|----------|
| 1 | * | 5279.700 | 79.73 | 21.51 | 101.24 | 68.30 | 32.94 | peak | No Limit |
| 2 | X | 5282.300 | 69.95 | 21.51 | 91.46 | 68.30 | 23.16 | AVG | No Limit |

| | |
|-------------------|------------------------------|
| Orthogonal Axis : | X |
| Test Mode : | UNII-2A/ TX N20 Mode 5280MHz |

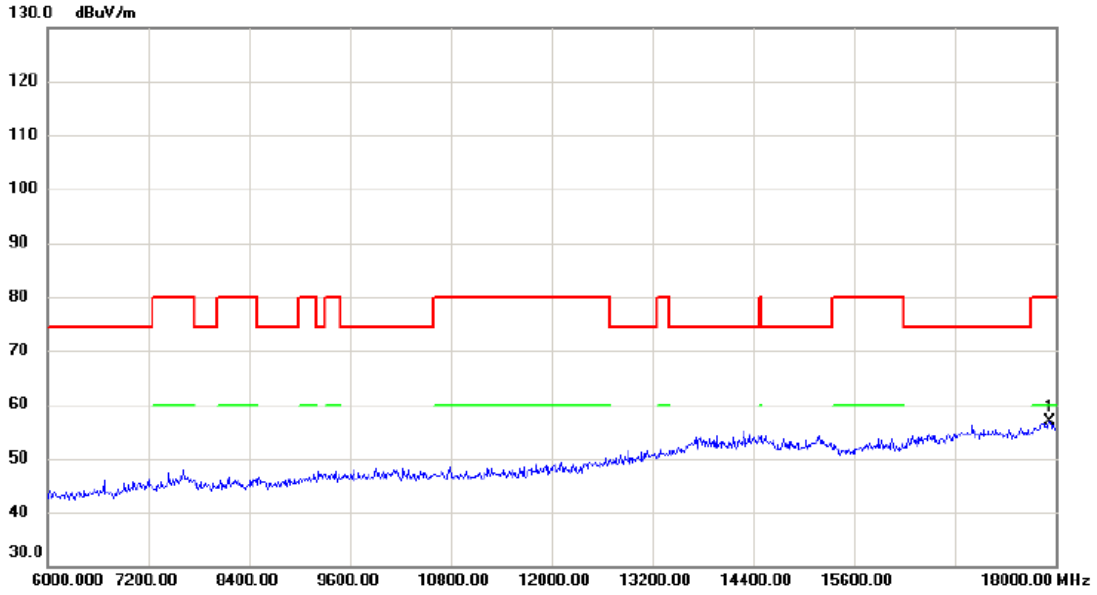
Vertical



| No. | Mk. | Freq. | Reading Level | Correct Factor | Measurement | Limit | Margin | Detector | Comment |
|-----|-----|----------|---------------|----------------|-------------|--------|--------|----------|---------|
| | | MHz | dBuV | dB | dBuV/m | dBuV/m | dB | | |
| 1 | * | 5930.000 | 31.88 | 24.00 | 55.88 | 74.30 | -18.42 | peak | |

| | |
|-------------------|------------------------------|
| Orthogonal Axis : | X |
| Test Mode : | UNII-2A/ TX N20 Mode 5280MHz |

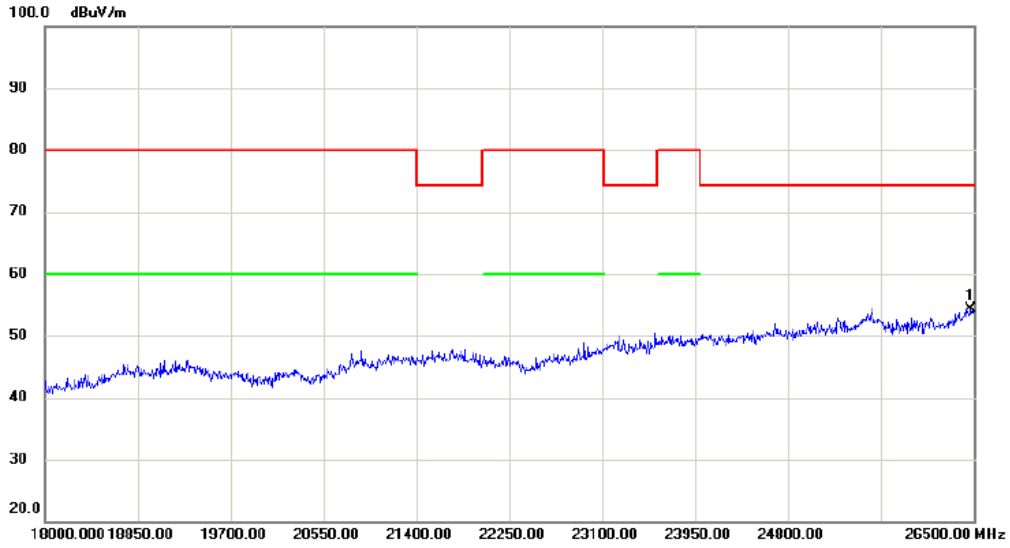
Vertical



| No. | Mk. | Freq. MHz | Reading Level dBuV | Correct Factor dB | Measure- ment dBuV/m | Limit dBuV/m | Margin dB | Detector | Comment |
|-----|-----|--------------|--------------------------|-------------------------|----------------------------|-----------------|--------------|----------|---------|
| 1 | * | 17928.00 | 28.01 | 28.93 | 56.94 | 80.00 | -23.06 | peak | |

| | |
|-------------------|------------------------------|
| Orthogonal Axis : | X |
| Test Mode : | UNII-2A/ TX N20 Mode 5280MHz |

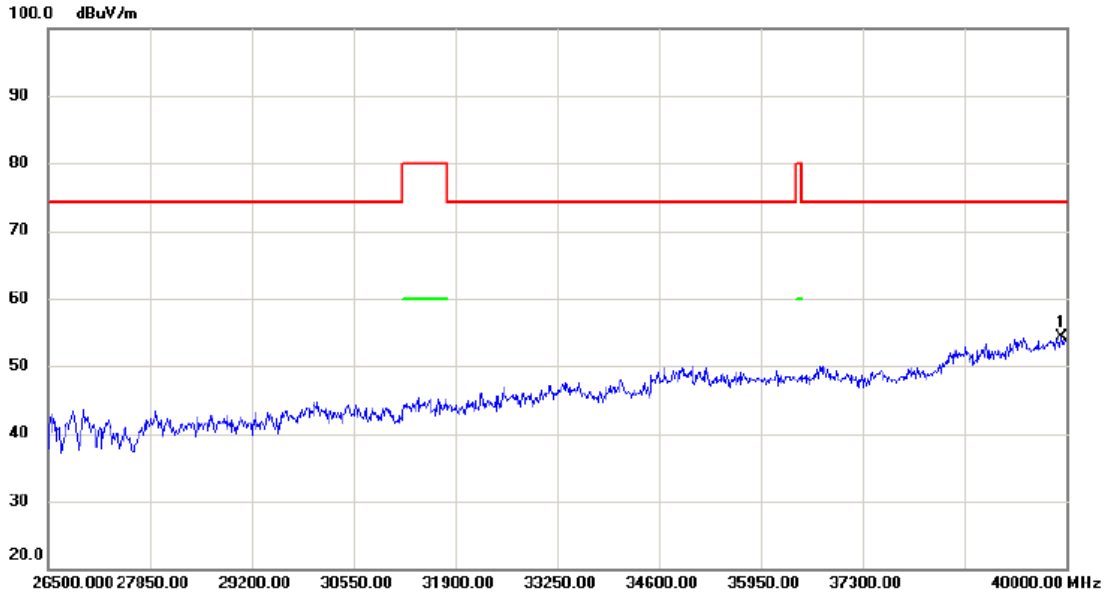
Vertical



| No. | Mk. | Freq. MHz | Reading Level dBuV | Correct Factor dB | Measure- ment dBuV/m | Limit dBuV/m | Margin dB | Detector | Comment |
|-----|-----|--------------|--------------------------|-------------------------|----------------------------|-----------------|--------------|----------|---------|
| 1 | * | 26474.50 | 28.34 | 25.99 | 54.33 | 74.30 | -19.97 | peak | |

| | |
|-------------------|------------------------------|
| Orthogonal Axis : | X |
| Test Mode : | UNII-2A/ TX N20 Mode 5280MHz |

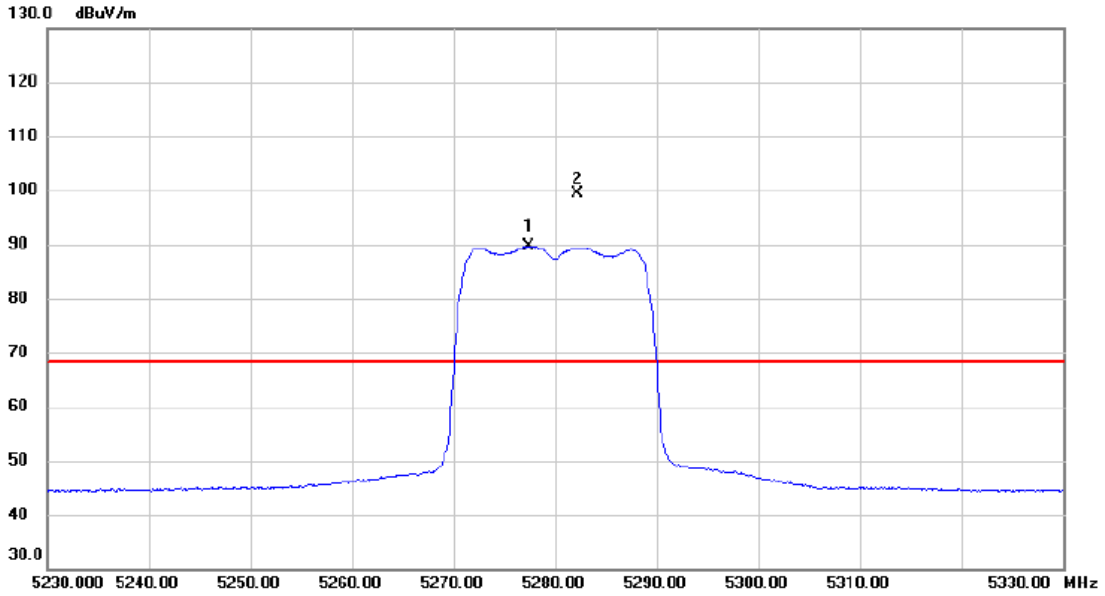
Vertical



| No. | Mk. | Freq. MHz | Reading Level dBuV | Correct Factor dB | Measure- ment dBuV/m | Limit dBuV/m | Margin dB | Detector | Comment |
|-----|-----|--------------|--------------------------|-------------------------|----------------------------|-----------------|--------------|----------|---------|
| 1 | * | 39932.50 | 38.44 | 15.78 | 54.22 | 74.30 | -20.08 | peak | |

| | |
|-------------------|------------------------------|
| Orthogonal Axis : | X |
| Test Mode : | UNII-2A/ TX N20 Mode 5280MHz |

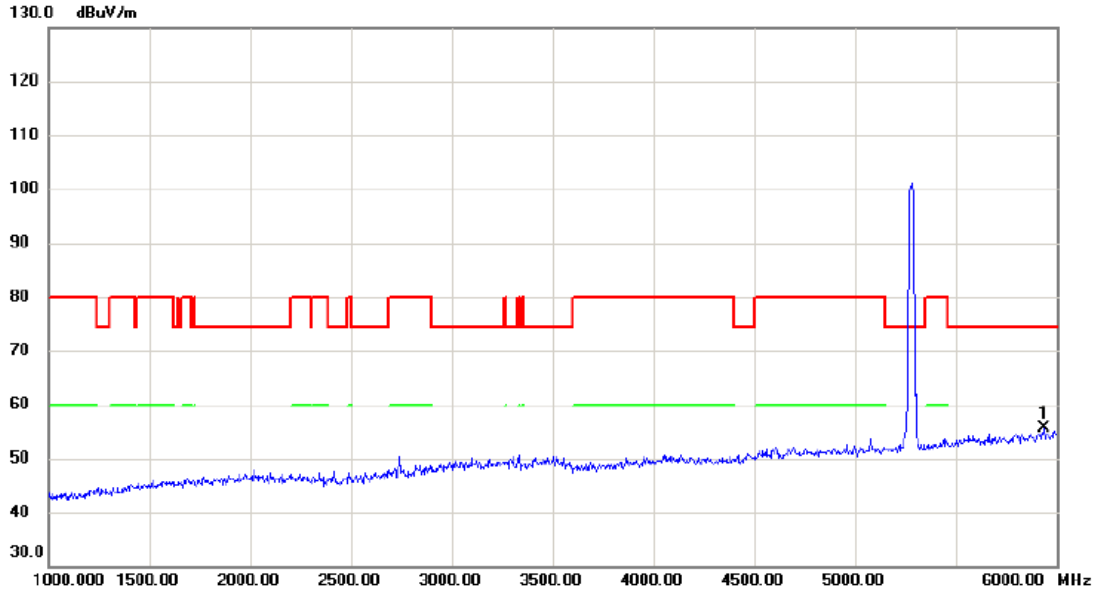
Horizontal



| No. | Mk. | Freq. MHz | Reading Level dBuV | Correct Factor dB | Measure- ment dBuV/m | Limit dBuV/m | Margin dB | Detector | Comment |
|-----|-----|--------------|--------------------------|-------------------------|----------------------------|-----------------|--------------|----------|----------|
| 1 | X | 5277.400 | 68.22 | 21.49 | 89.71 | 68.30 | 21.41 | AVG | No Limit |
| 2 | * | 5282.200 | 77.83 | 21.51 | 99.34 | 68.30 | 31.04 | peak | No Limit |

| | |
|-------------------|------------------------------|
| Orthogonal Axis : | X |
| Test Mode : | UNII-2A/ TX N20 Mode 5280MHz |

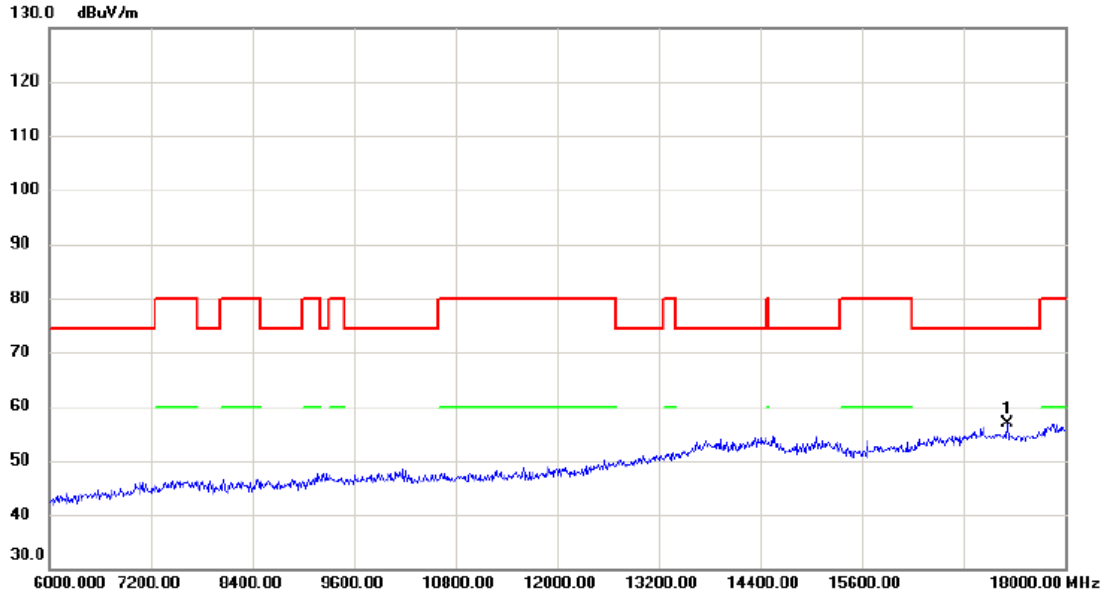
Horizontal



| No. | Mk. | Freq. | Reading Level | Correct Factor | Measurement | Limit | Margin | Detector | Comment |
|-----|-----|----------|---------------|----------------|-------------|--------|--------|----------|---------|
| | | MHz | dBuV | dB | dBuV/m | dBuV/m | dB | | |
| 1 | * | 5935.000 | 31.49 | 24.03 | 55.52 | 74.30 | -18.78 | peak | |

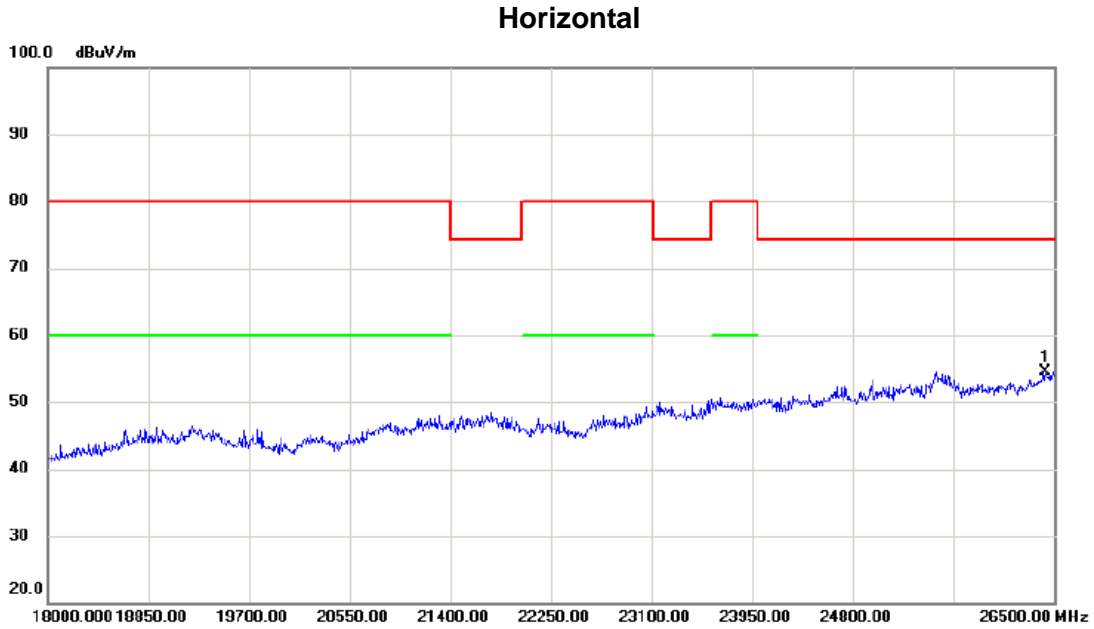
| | |
|-------------------|------------------------------|
| Orthogonal Axis : | X |
| Test Mode : | UNII-2A/ TX N20 Mode 5280MHz |

Horizontal



| No. | Mk. | Freq. MHz | Reading Level dBuV | Correct Factor dB | Measure- ment dBuV/m | Limit dBuV/m | Margin dB | Detector | Comment |
|-----|-----|--------------|--------------------------|-------------------------|----------------------------|-----------------|--------------|----------|---------|
| 1 | * | 17316.00 | 29.41 | 27.35 | 56.76 | 74.30 | -17.54 | peak | |

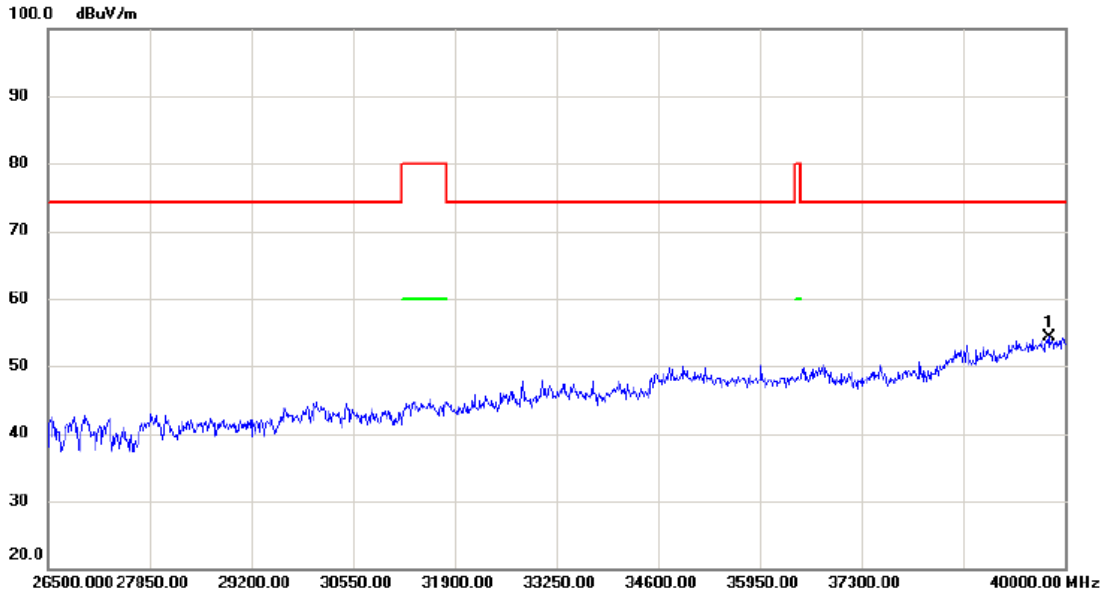
| | |
|-------------------|------------------------------|
| Orthogonal Axis : | X |
| Test Mode : | UNII-2A/ TX N20 Mode 5280MHz |



| No. | Mk. | Freq. MHz | Reading Level dBuV | Correct Factor dB | Measure- ment dBuV/m | Limit dBuV/m | Margin dB | Detector | Comment |
|-----|-----|--------------|--------------------------|-------------------------|----------------------------|-----------------|--------------|----------|---------|
| 1 | * | 26423.50 | 28.87 | 25.72 | 54.59 | 74.30 | -19.71 | peak | |

| | |
|-------------------|------------------------------|
| Orthogonal Axis : | X |
| Test Mode : | UNII-2A/ TX N20 Mode 5280MHz |

Horizontal

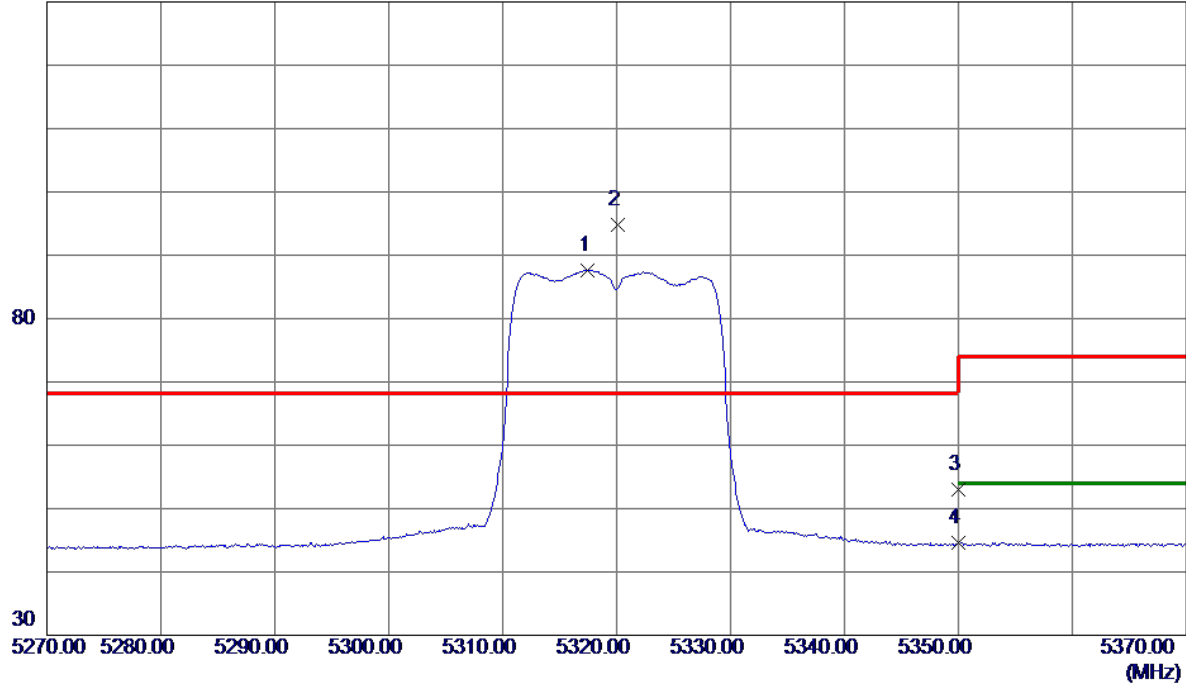


| No. | Mk. | Freq. | Reading Level | Correct Factor | Measurement | Limit | Margin | Detector | Comment |
|-----|-----|----------|---------------|----------------|-------------|--------|--------|----------|---------|
| | | MHz | dBuV | dB | dBuV/m | dBuV/m | dB | | |
| 1 | * | 39784.00 | 38.85 | 15.54 | 54.39 | 74.30 | -19.91 | peak | |

| | |
|-------------------|------------------------------|
| Orthogonal Axis : | X |
| Test Mode : | UNII-2A/ TX N20 Mode 5320MHz |

Vertical

130 dBuV/m

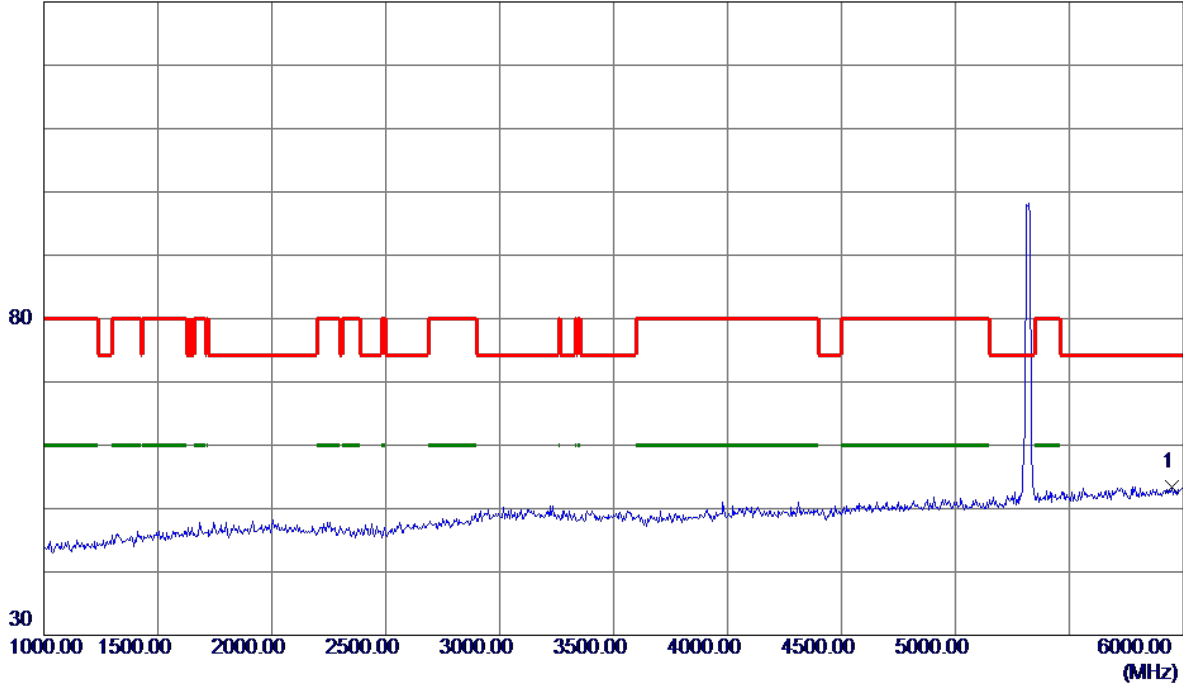


| No. | Freq. MHz | Reading Level dBuV/m | Correct Factor dB | Measure ment dBuV/m | Limit dBuV/m | Margin dB | Detector | Comment |
|-----|--------------|----------------------------|-------------------------|---------------------------|-----------------|--------------|----------|----------|
| 1 | 5317.5000 | 65.99 | 21.64 | 87.63 | 999.00 | -911.37 | AVG | No Limit |
| 2 * | 5320.1000 | 73.17 | 21.65 | 94.82 | 68.30 | 26.52 | Peak | No Limit |
| 3 | 5350.0000 | 31.30 | 21.76 | 53.06 | 74.00 | -20.94 | Peak | |
| 4 | 5350.0000 | 22.79 | 21.76 | 44.55 | 999.00 | -954.45 | AVG | |

| | |
|-------------------|------------------------------|
| Orthogonal Axis : | X |
| Test Mode : | UNII-2A/ TX N20 Mode 5320MHz |

Vertical

130 dBuV/m

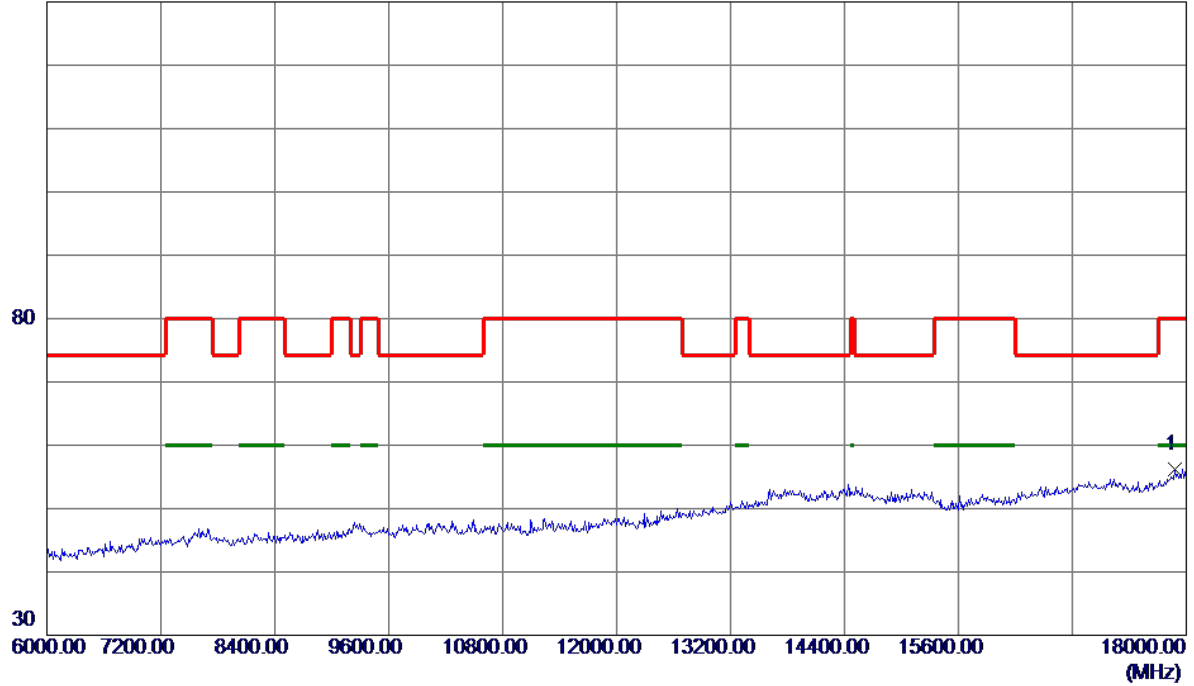


| No. | Freq. MHz | Reading Level dBuV/m | Correct Factor dB | Measure ment dBuV/m | Limit dBuV/m | Margin dB | Detector | Comment |
|-----|--------------|----------------------------|-------------------------|---------------------------|-----------------|--------------|----------|---------|
| 1 * | 5950.0000 | 34.15 | 19.23 | 53.38 | 74.30 | -20.92 | Peak | |

| | |
|-------------------|------------------------------|
| Orthogonal Axis : | X |
| Test Mode : | UNII-2A/ TX N20 Mode 5320MHz |

Vertical

130 dBuV/m

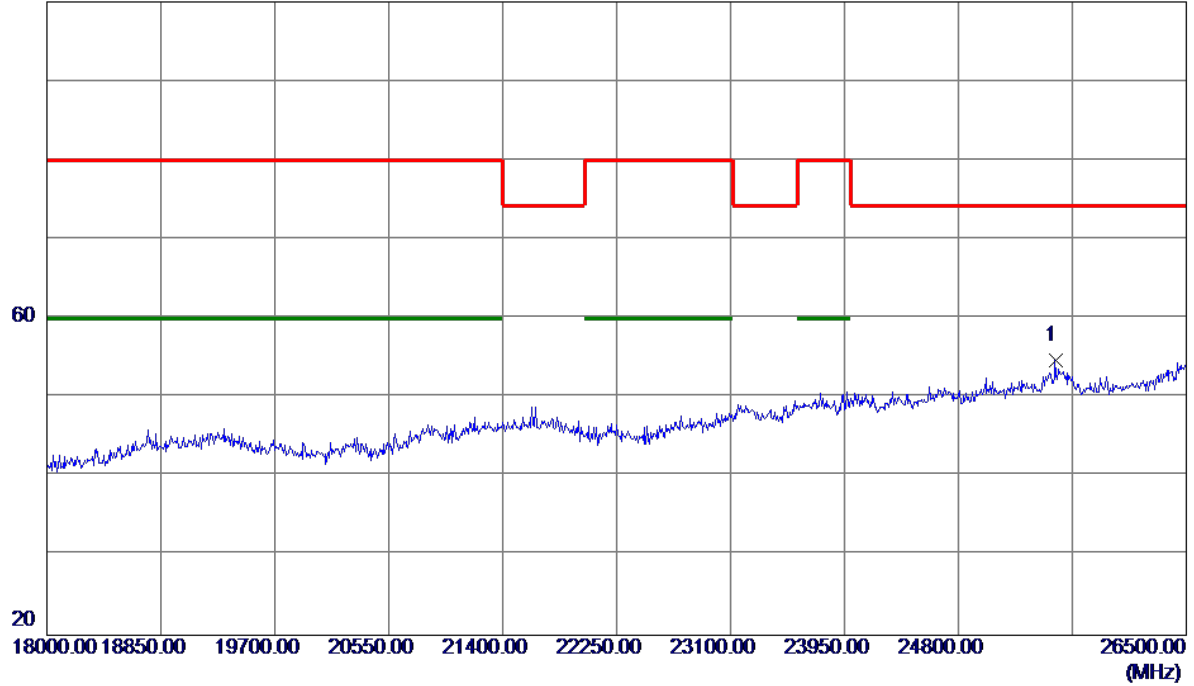


| No. | Freq. MHz | Reading Level dBuV/m | Correct Factor dB | Measure ment dBuV/m | Limit dBuV/m | Margin dB | Detector | Comment |
|-----|--------------|----------------------------|-------------------------|---------------------------|-----------------|--------------|----------|---------|
| 1 * | 17880.0000 | 27.39 | 28.77 | 56.16 | 80.00 | -23.84 | Peak | |

| | |
|-------------------|------------------------------|
| Orthogonal Axis : | X |
| Test Mode : | UNII-2A/ TX N20 Mode 5320MHz |

Vertical

100 dBuV/m



| No. | Freq. MHz | Reading Level dBuV/m | Correct Factor dB | Measure ment dBuV/m | Limit dBuV/m | Margin dB | Detector | Comment |
|-----|--------------|----------------------------|-------------------------|---------------------------|-----------------|--------------|----------|---------|
| 1 * | 25522.5000 | 30.74 | 23.94 | 54.68 | 74.30 | -19.62 | Peak | |