

FCC

RF

TEST REPORT


ISSUED BY
Shenzhen BALUN Technology Co., Ltd.



FOR
Navigation and Multimedia device

ISSUED TO
Robert Bosch Car Multimedia GmbH

Robert-Bosch-Str. 200, 31139 Hildesheim, Germany



Prepared by:

Hu Chao
Hu Chao

(Engineer)

Date

Nov. 02, 2018

Approved by:

Wei Yanquan
Wei Yanquan

(Chief Engineer)

Date

Nov. 02, 2018

Report No.: BL-SZ1890005-605

EUT Name: Navigation and Multimedia device

Model Name: AIVIB12P0

Brand Name: Bosch

Test Standard: 47 CFR Part 15 Subpart E

RSS-Gen (Issue 5, April 2018)

RSS-247 (Issue 2, February 2017)

FCC ID: YBN-AIVIB12P0

Test Conclusion: Pass

Test Date: Sep. 01, 2018 ~ Sep. 06, 2018

Date of Issue: Nov. 02, 2018

NOTE: This test report of test results only related to testing samples, which can be duplicated completely for the legal use with the approval of the applicant; it shall not be reproduced except in full, without the written approval of Shenzhen BALUN Technology Co., Ltd. Any objections should be raised within thirty days from the date of issue. To validate the report, please contact us.

Revision History

<u>Version</u>	<u>Issue Date</u>	<u>Revisions Content</u>
<u>Rev. 01</u>	<u>Nov. 02, 2018</u>	<u>Initial Issue</u>

TABLE OF CONTENTS

1	ADMINISTRATIVE DATA (GENERAL INFORMATION)	4
1.1	Identification of the Testing Laboratory	4
1.2	Identification of the Responsible Testing Location	4
1.3	Laboratory Condition	4
1.4	Announce	5
2	PRODUCT INFORMATION	6
2.1	Applicant	6
2.2	Manufacturer	6
2.3	Factory	6
2.4	General Description for Equipment under Test (EUT)	6
2.5	Ancillary Equipment	6
2.6	Technical Information	7
2.7	Additional Instructions	8
2.8	Channel List	10
3	SUMMARY OF TEST RESULTS	13
3.1	Test Standards	13
3.2	Verdict	13
4	GENERAL TEST CONFIGURATIONS	14
4.1	Test Environments	14
4.2	Test Equipment List	14
4.3	Measurement Uncertainty	15
4.4	Description of Test Setup	16
5	TEST ITEMS	19
5.1	RF Output Power	19
5.2	Emission Bandwidth and 6 dB Bandwidth	20
5.3	Power Spectral density (PSD)	21
5.4	Conducted Emission	22

5.5 Radiated Spurious Emissions and Band Edge (Restricted-band).....23

5.6 Frequency Stability.....28

ANNEX A TEST RESULT29

A.1 RF Output Power29

A.2 Emission Bandwidth & 99% Bandwidth33

A.3 6 dB Bandwidth.....33

A.4 Power Spectral Density.....33

A.5 Conducted Emissions33

A.6 Radiated Spurious Emissions and Band Edge (Restricted-band).....34

A.7 Frequency Stability.....104

ANNEX B TEST SETUP PHOTOS.....105

1 ADMINISTRATIVE DATA (GENERAL INFORMATION)

1.1 Identification of the Testing Laboratory

Company Name	Shenzhen BALUN Technology Co., Ltd.
Address	Block B, 1st FL, Baisha Science and Technology Park, Shahe Xi Road, Nanshan District, Shenzhen, Guangdong Province, P. R. China
Phone Number	+86 755 6685 0100

1.2 Identification of the Responsible Testing Location

Test Location 1	Shenzhen BALUN Technology Co., Ltd.
Address 1	Block B, 1st FL, Baisha Science and Technology Park, Shahe Xi Road, Nanshan District, Shenzhen, Guangdong Province, P. R. China
Accreditation Certificate 1	<p>The laboratory has been listed by Industry Canada to perform electromagnetic emission measurements. The recognition numbers of test site are 11524A-1.</p> <p>The laboratory is a testing organization accredited by FCC as a accredited testing laboratory. The designation number is CN1196.</p> <p>The laboratory is a testing organization accredited by American Association for Laboratory Accreditation(A2LA) according to ISO/IEC 17025.The accreditation certificate is 4344.01.</p> <p>The laboratory is a testing organization accredited by China National Accreditation Service for Conformity Assessment (CNAS) according to ISO/IEC 17025. The accreditation certificate number is L6791.</p>
Description 1	Radiated Spurious Emission and Band Edge (Restricted-band band-edge) measurement data are located at Block B, FL 1, Baisha Science and Technology Park, Shahe Xi Road, Nanshan District, Shenzhen, Guangdong Province, P. R. China 518055
Test Location 2	CETECOM GmbH
Address 2	Im Teelbruch 116, D-45219 Essen, Germany
Accreditation Certificate 2	<p>The laboratory has been listed by Industry Canada to perform electromagnetic emission measurements. The ISED Assigned Code is 3462D.</p> <p>The laboratory is a testing organizatin accredited by FCC as a accredited testing laboratory. The designation number is DE0003.</p>

1.3 Laboratory Condition

Ambient Temperature	20°C to 25°C
Ambient Relative Humidity	45% to 55%
Ambient Pressure	100 kPa to 102 kPa

1.4 Announce

- (1) The test report reference to the report template version v4.2.
- (2) The test report is invalid if not marked with the signatures of the persons responsible for preparing and approving the test report.
- (3) The test report is invalid if there is any evidence and/or falsification.
- (4) The results documented in this report apply only to the tested sample, under the conditions and modes of operation as described herein.
- (5) This document may not be altered or revised in any way unless done so by BALUN and all revisions are duly noted in the revisions section.
- (6) Content of the test report, in part or in full, cannot be used for publicity and/or promotional purposes without prior written approval from the laboratory.

2 PRODUCT INFORMATION

2.1 Applicant

Applicant	Robert Bosch Car Multimedia GmbH
Address	Robert-Bosch-Str. 200, 31139 Hildesheim, Germany

2.2 Manufacturer

Manufacturer	Robert Bosch Car Multimedia GmbH
Address	Robert-Bosch-Str. 200, 31139 Hildesheim, Germany

2.3 Factory

Factory 1	Bosch Car Multimedia Portugal, S.A.
Address 1	Rua Max Grundig, 35-Lomar, 4705-820 Braga
Factory 2	Robert Bosch (Malaysia)
Address 2	Free Trade Zone 11900, Bayan Lepas, Penang
Factory 3	Bosch Automotive Products (Wuhu) Co., Ltd.
Address 3	No. 88 Guandoumen Road, Jiujiang District; Wuhu City, Anhui Province 241000; China

2.4 General Description for Equipment under Test (EUT)

EUT Name	Navigation and Multimedia device
Model Name Under Test	AIVIB12P0
Series Model Name	N/A
Description of Model name differentiation	N/A
Hardware Version	001
Software Version	1116
Dimensions (Approx.)	N/A
Weight (Approx.)	N/A

2.5 Ancillary Equipment

Note: Not applicable.

2.6 Technical Information

Network and Wireless connectivity	Bluetooth 4.1 (BR+EDR) WIFI 802.11a, 802.11b, 802.11g and 802.11n (HT20/40), 802.11ac
-----------------------------------	--

The requirement for the following technical information of the EUT was tested in this report:

Frequency Range	Band I: 5150 MHz to 5250 MHz, Band II: 5250 MHz to 5350 MHz, Band III: 5470 MHz to 5725 MHz Band IV: 5725 MHz to 5850 MHz
Product Type	<input checked="" type="checkbox"/> Mobile <input type="checkbox"/> Portable <input type="checkbox"/> Fix Location
Modulation technology	OFDM
Modulation Type	256QAM, 64QAM, 16QAM, BPSK, QPSK
Product Type	Indoor for IC standard Mobile and portable for FCC standard
Transfer Rate (Mbps) (Single RF path)	802.11a: 54/ 48/ 36 / 24 / 18/12 / 9/ 6 Mbps 802.11n: up to 150 Mbps 802.11ac: up to VHT-MCS9
Channel Bandwidth	802.11a: 20 MHz 802.11n: 20 MHz, 40 MHz 802.11ac: 20 MHz, 40 MHz, 80 MHz
Maximum Output Power	Band I: 7.80 dBm Band II: 7.99 dBm Band III: 7.71 dBm Band IV: 7.79 dBm
Antenna System (eg., MIMO, Smart Antenna)	N/A
Categorization as Correlated or Completely Uncorrelated	N/A
Antenna Type	Integrated Antenna
Antenna Gain	Band I: 9.4 dBi Band II: 7.9 dBi Band III: 5.2 dBi Band IV: 6.3 dBi
About the Product	The equipment is Navigation and Multimedia device, intended for used with information technology equipment.

2.7 Additional Instructions

EUT Software Settings:

Mode	<input checked="" type="checkbox"/> Special software is used. The software provided by client to enable the EUT under transmission condition continuously at specific channel frequencies individually. And the software is installed on the lab test computer.
------	--

During testing, Channel and Power Controlling Software provided by the customer was used to control the operating channel as well as the output power level. The RF output power selection is for the setting of RF output power expected by the customer and is going to be fixed on the firmware of the final end product.

Power level setup in software	
Test Software Version	Dut labtool V2.0.0.89

Band I (5150 - 5250 MHz) Power level setup in software			
Mode	Channel	Frequency (MHz)	Soft Set
11a	CH36	5180	10.0
11a	CH44	5220	10.0
11a	CH48	5240	10.0
11n (HT20)	CH36	5180	10.0
11n (HT20)	CH44	5220	10.0
11n (HT20)	CH48	5240	10.0
11n (HT40)	CH38	5190	10.0
11n (HT40)	CH46	5230	10.0
11ac (VHT20)	CH36	5180	6.0
11ac (VHT20)	CH44	5220	6.0
11ac (VHT20)	CH48	5240	6.0
11ac (VHT40)	CH38	5190	6.0
11ac (VHT40)	CH46	5230	6.0
11ac (VHT80)	CH42	5210	6.0

Band II (5250 - 5350 MHz) Power level setup in software			
Mode	Channel	Frequency (MHz)	Soft Set
11a	CH52	5260	10.0
11a	CH60	5300	10.0
11a	CH64	5320	10.0
11n (HT20)	CH52	5260	10.0
11n (HT20)	CH60	5300	10.0
11n (HT20)	CH64	5320	10.0
11n (HT40)	CH54	5270	10.0
11n (HT40)	CH62	5310	10.0
11ac (VHT20)	CH52	5260	6.0
11ac (VHT20)	CH60	5300	6.0
11ac (VHT20)	CH64	5320	6.0
11ac (VHT40)	CH54	5270	6.0
11ac (VHT40)	CH62	5310	6.0
11ac (VHT80)	CH58	5290	6.0

Band III (5470 - 5725 MHz) Power level setup in software			
Mode	Channel	Frequency (MHz)	Soft Set
11a	CH100	5500	10.0
11a	CH116	5580	10.0
11a	CH140	5700	10.0
11n (HT20)	CH100	5500	10.0
11n (HT20)	CH116	5580	10.0
11n (HT20)	CH140	5700	10.0
11n (HT40)	CH102	5510	10.0
11n (HT40)	CH134	5670	10.0
11ac (VHT20)	CH100	5500	6.0
11ac (VHT20)	CH116	5580	6.0
11ac (VHT20)	CH140	5700	6.0
11ac (VHT40)	CH102	5510	6.0
11ac (VHT40)	CH118	5590	6.0
11ac (VHT40)	CH134	5670	6.0
11ac (VHT80)	CH106	5530	6.0
11ac (VHT80)	CH122	5610	6.0

Band IV (5725 - 5850 MHz) Power level setup in software			
Mode	Channel	Frequency (MHz)	Soft Set
11a	CH149	5745	10.0
11a	CH157	5785	10.0
11a	CH165	5825	10.0
11n (HT20)	CH149	5745	10.0
11n (HT20)	CH157	5785	10.0
11n (HT20)	CH165	5825	10.0
11n (HT40)	CH151	5755	10.0
11n (HT40)	CH159	5795	10.0
11ac (VHT20)	CH149	5745	6.0
11ac (VHT20)	CH157	5785	6.0
11ac (VHT20)	CH165	5825	6.0
11ac (VHT40)	CH151	5755	6.0
11ac (VHT40)	CH159	5795	6.0
11ac (VHT80)	CH155	5775	6.0

2.8 Channel List

20 MHz		40 MHz		80 MHz	
Channel Number	Frequency (MHz)	Channel Number	Frequency (MHz)	Channel Number	Frequency (MHz)
36	5180	38	5190	42	5210
40	5200	46	5230	58	5290
44	5220	54	5270	106	5530
48	5240	62	5310	122	5610
52	5260	102	5510	155	5775
56	5280	118	5590		
60	5300	134	5670		
64	5320	151	5755		
100	5500	159	5795		
104	5520				
108	5540				
112	5560				
116	5580				
132	5660				
136	5680				
140	5700				
149	5745				
153	5765				
157	5785				
161	5805				
165	5825				

Note: Until further notice, devices subject to this section shall not be capable of transmitting in the band 5600-5650 MHz. This restriction is for the protection of weather radars operating in this band.

The Lowest frequency, the middle frequency and the highest frequency of channel were selected to perform the test, and the selected channel see below:

For 802.11a/n(HT20)/ac(VHT20)

Band I (5150 - 5250 MHz)			Band II (5250 - 5350 MHz)		
Channel Number	Channel	Frequency (MHz)	Channel Number	Channel	Frequency (MHz)
36	Low	5180	52	Low	5260
44	Mid	5220	56	Mid	5280
48	High	5240	64	High	5320

Band III (5470 - 5725 MHz)			Band IV (5725 - 5850 MHz)		
Channel Number	Channel	Frequency (MHz)	Channel Number	Channel	Frequency (MHz)
100	Low	5500	149	Low	5745
116	Mid	5580	157	Mid	5785
140	High	5700	165	High	5825

For 802.11n(HT40)/ac(VHT40)

Band I (5150 - 5250 MHz)			Band II (5250 - 5350 MHz)		
Channel Number	Channel	Frequency (MHz)	Channel Number	Channel	Frequency (MHz)
38	Low	5190	54	Low	5270
46	High	5230	62	High	5310

Band III (5470 - 5725 MHz)			Band IV (5725 - 5850 MHz)		
Channel Number	Channel	Frequency (MHz)	Channel Number	Channel	Frequency (MHz)
102	Low	5510	151	Low	5755
110	Middle	5550	159	High	5795
134	High	5670			

For 802.11ac(VHT80)

Band I (5150 - 5250 MHz)			Band II (5250 - 5350 MHz)		
Channel Number	Channel	Frequency (MHz)	Channel Number	Channel	Frequency (MHz)
42	Low	5210	58	Low	5290

Band III (5470 - 5725 MHz)			Band IV (5725 - 5850 MHz)		
Channel Number	Channel	Frequency (MHz)	Channel Number	Channel	Frequency (MHz)
106	Low	5530	155	Low	5775
122	High	5610			

Note: Preliminary tests were performed in different data rate in above table to find the worst radiated emission. The data rate shown in the table below is the worst-case rate with respect to the specific test item. Investigation has been done on all the possible configurations for searching the worst cases. The following table is a list of the test modes shown in this test report.

Test Items	Mode	Data Rate	Modulation Type	Band I	Band II	Band III	Band IV
				Channel	Channel	Channel	Channel
RF Output Power	11a	6	BPSK	48/44/36	64/60/52	140/116/100	165/157/149
	11n(20 MHz)	6.5		48/44/36	64/60/52	140/116/100	165/157/149
	11n(40 MHz)	13.5		46/38	62/54	134/102	159/151
	11ac(20 MHz)	6.5		48/44/36	64/60/52	140/116/100	165/157/149
	11ac(40 MHz)	13.5		46/38	62/54	134/102	159/151
	11ac(80 MHz)	MCS0		42	58	106	155
Radiated Spurious Emissions	11a	6	BPSK	48/44/36	64/60/52	140/116/100	165/157/149
	11n(20 MHz)	6.5		48/44/36	64/60/52	140/116/100	165/157/149
	11n(40 MHz)	13.5		46/38	62/54	134/102	159/151
	11ac(20 MHz)	6.5		48/44/36	64/60/52	140/116/100	165/157/149
	11ac(40 MHz)	13.5		46/38	62/54	134/102	159/151
	11ac(80 MHz)	MCS0		42	58	106	155
Band Edge (Restricted-band)	11a	6	BPSK	36	64	140/100	165/149
	11n(20 MHz)	6.5		36	64	140/100	165/149
	11n(40 MHz)	13.5		38	62	134/102	159/151
	11ac(20 MHz)	6.5		36	64	140/100	165/149
	11ac(40 MHz)	13.5		38	62	134/102	159/151
	11ac(80 MHz)	MCS0		42	58	106	155

3 SUMMARY OF TEST RESULTS

3.1 Test Standards

No.	Identity	Document Title
1	47 CFR Part 15 Subpart E	Unlicensed National Information Infrastructure Devices
2	KDB Publication 789033 D02v02r01	Guidelines for Compliance Testing of Unlicensed National Information Infrastructure (U-NII) Devices Part 15, Subpart E
3	ANSI C63.10-2013	American National Standard for Testing Unlicensed Wireless Devices

3.2 Verdict

No.	Description	FCC Part No.	Test Result	Verdict
1	Antenna Requirement	15.203	--	Pass ^{Note1}
2	RF Output Power	15.407(a)	ANNEX A.1	Pass
3	Emission Bandwidth & 99% Occupied Bandwidth	15.407(a)	ANNEX A.2	Pass ^{Note3}
4	6 dB bandwidth	15.407(e)	ANNEX A.3	Pass ^{Note3}
5	Power Spectral Density	15.407(a)	ANNEX A.4	Pass ^{Note3}
6	Conducted Emission	15.207	ANNEX A.5	N/A ^{Note4}
7	Radiated Spurious Emissions and Band Edge (Restricted-band)	15.407(b)	ANNEX A.6	Pass
8	Frequency Stability	15.407(g)	ANNEX A.7	Pass
9	Receiver Spurious Emissions	--	--	N/A ^{Note2}

Note¹: The Antenna is fixed install and not removable, Antenna Gain please refer to 2.6 Technical Information.

Note²: Only radio communication receivers operating in stand-alone mode within the band 30-960 MHz, as well as scanner receivers, are subject to Industry Canada requirements, so this test is not applicable.

Note³: This report is partial report and referencing to the "original" report BTL-FCCP-3-1807C078 by BTL Inc. (FCC ID: YBN-AIVIL42P0) and report BTL-ISED-3-1807C078 by BTL Inc. (IC: 9595A-AIVIL42P0). This report just test Output Power, Radiated Spurious Emission and Band Edge(Restricted-band band-edge) after evaluation.

Note⁴: The EUT only powered by battery, so the Conducted Emission test is not applicable.

4 GENERAL TEST CONFIGURATIONS

4.1 Test Environments

During the measurement, the normal environmental conditions were within the listed ranges:

Relative Humidity	45% to 55%	
Atmospheric Pressure	100 kPa to 102 kPa	
Temperature	NT (Normal Temperature)	+22°C to +25°C
	LT (Low Temperature)	-30°C
	HT (High Temperature)	+70°C
Working Voltage of the EUT	NV (Normal Voltage)	13.6 V
	LV (Low Voltage)	9 V
	HV (High Voltage)	16 V

4.2 Test Equipment List

Description	Manufacturer	Model	Serial No.	Cal. Date	Cal. Due
Spectrum Analyzer	ROHDE&SCHWARZ	FSV-40	101544	2018.06.11	2019.06.10
Switch Unit with OSP-B157	ROHDE&SCHWARZ	OSP120	101270	2018.06.11	2019.06.10
EMI Receiver	KEYSIGHT	N9038A	MY53220118	2017.11.08	2018.11.07
Power Splitter	KMW	DCPD-LDC	1305003215	--	--
Power Sensor	ROHDE&SCHWARZ	NRP-Z21	103971	2018.06.11	2019.06.10
Attenuator (20 dB)	KMW	ZA-S1-201	110617091	--	--
Attenuator (6 dB)	KMW	ZA-S1-61	1305003189	--	--
DC Power Supply	ITECH	IT6720	60010301071 7610007	2018.06.21	2019.06.20
Test Antenna-Loop(9 kHz-30 MHz)	SCHWARZBECK	FMZB 1519	1519-037	2018.06.21	2019.06.20
Test Antenna-Bi-Log(30 MHz-3 GHz)	SCHWARZBECK	VULB 9163	9163-624	2017.11.07	2019.11.08
Test Antenna-Horn(1-18 GHz)	SCHWARZBECK	BBHA 9120D	9120D-1148	2017.07.22	2019.07.21
Test Antenna-Horn(15-26.5 GHz)	SCHWARZBECK	BBHA 9170	9170-305	2018.07.11	2019.07.10
Test Antenna-Horn (18-40 GHz)	A-INFO	LB-180400KF	J211060273	2017.01.07	2019.01.06
Anechoic Chamber	RAINFORD	9m*6m*6m	N/A	2017.02.21	2019.02.20
laptop	Lenovo	X220	4286A17	N/A	N/A
Software	BALUN	BL410R	2.1.1.345	N/A	N/A
RF cable	Balun	Balun1	SRD01	2018.04.25	2018.10.24
RF cable	Balun	Balun2	SRD02	2018.04.25	2018.10.24
RF cable	Balun	EMC1	EMC01	2018.04.25	2018.10.24
RF cable	Huber&suhner	Boa-flex I	N/A	2018.04.25	2018.10.24
RF cable	Huber&suhner	Steel-flex I	N/A	2018.04.25	2018.10.24
DC - power supply, 0 - 5 A	Elektro Automatik	EA-3013 S	-	-	-

Description	Manufacturer	Model	Serial No.	Cal. Date	Cal. Due
TS8997	Rohde&Schwarz	CTC-Radio Lab 1_TS8997	-	-	2019.01.30

4.3 Measurement Uncertainty

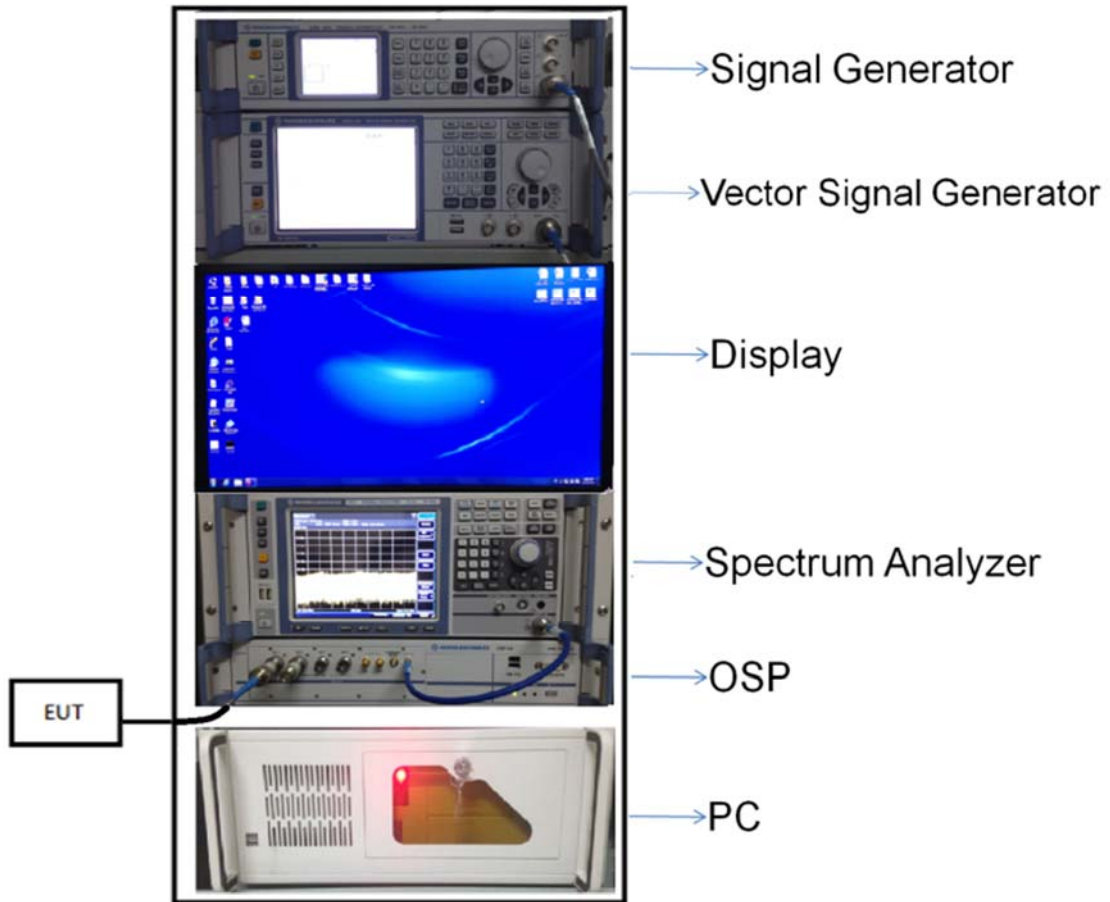
The following measurement uncertainty levels have been estimated for tests performed on the EUT as specified in CISPR 16-4-2.

This uncertainty represents an expanded uncertainty expressed at approximately the 95% confidence level using a coverage factor of k=2.

Measurement	Value
Occupied Channel Bandwidth	±4%
RF output power, conducted	±1.4 dB
Power Spectral Density, conducted	±2.5 dB
Unwanted Emissions, conducted	±2.8 dB
All emissions, radiated	±5.4 dB
Temperature	±1°C
Humidity	±4%

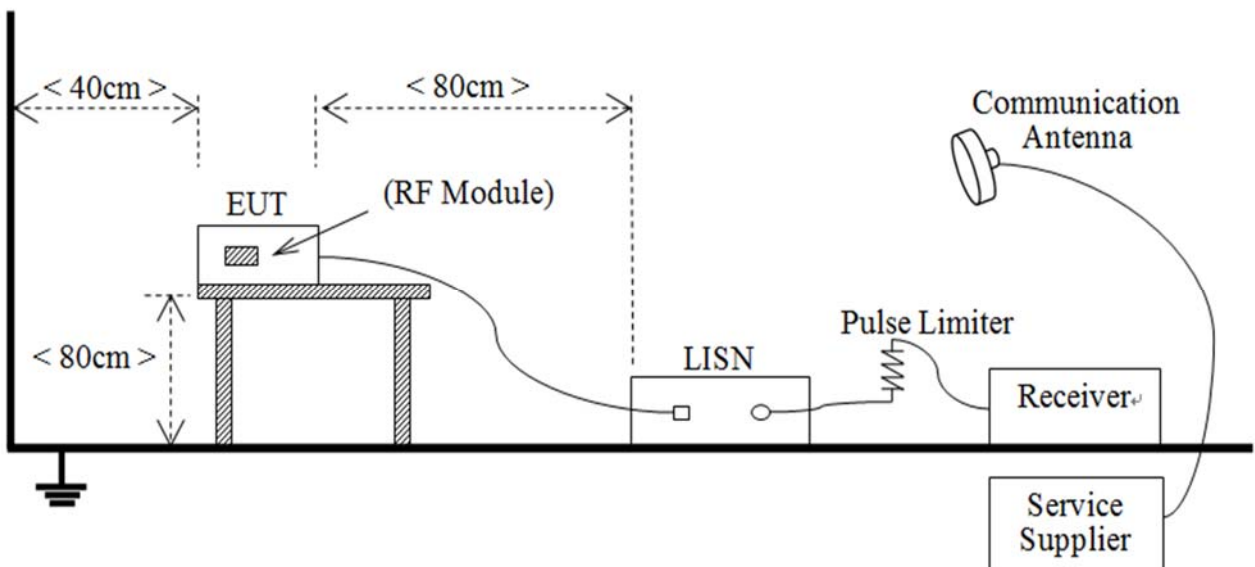
4.4 Description of Test Setup

4.4.1 For Antenna Port Test



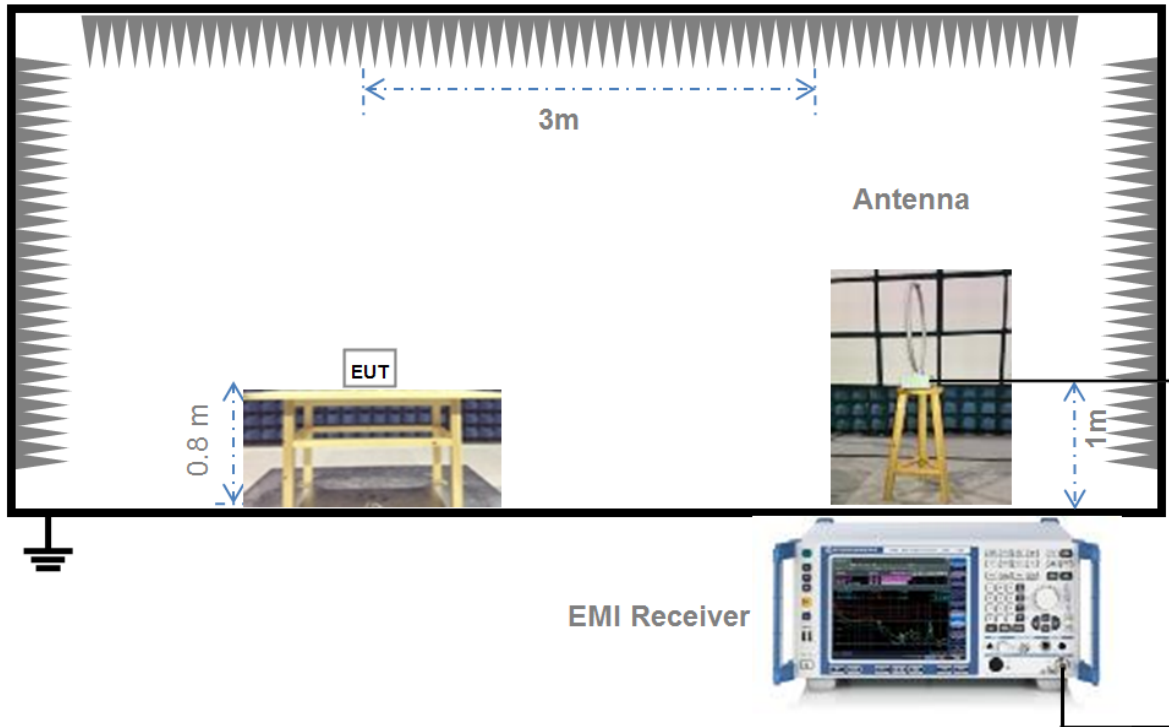
(Diagram 1)

4.4.2 For AC Power Supply Port Test



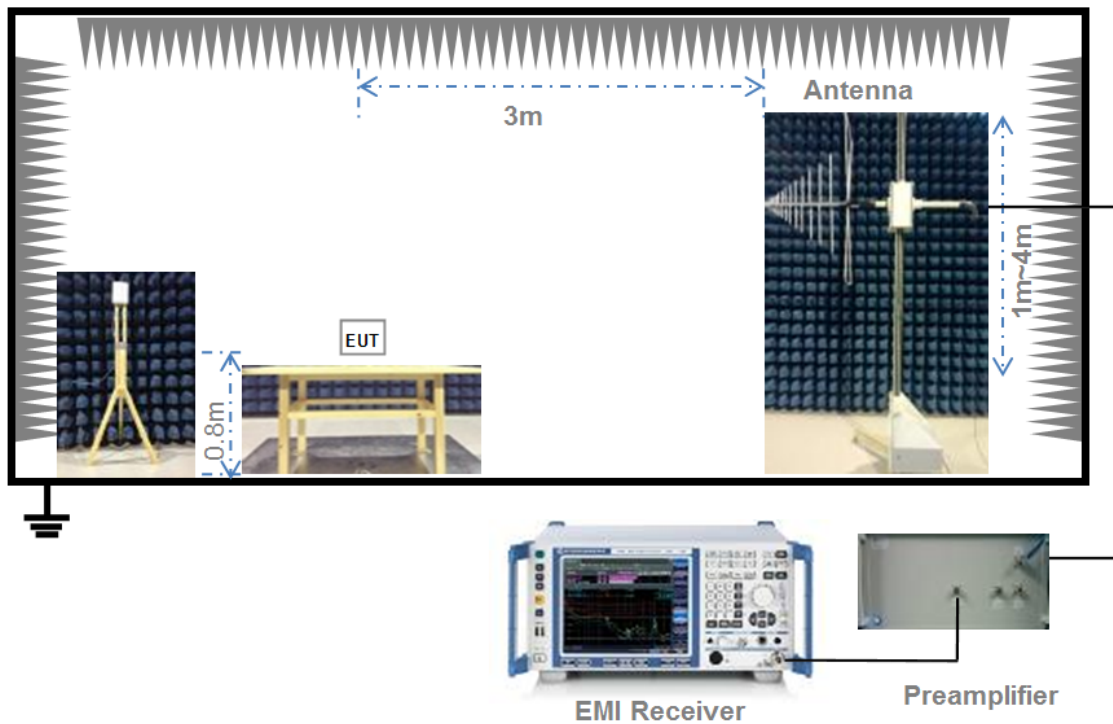
(Diagram 2)

4.4.3 For Radiated Test (Below 30 MHz)



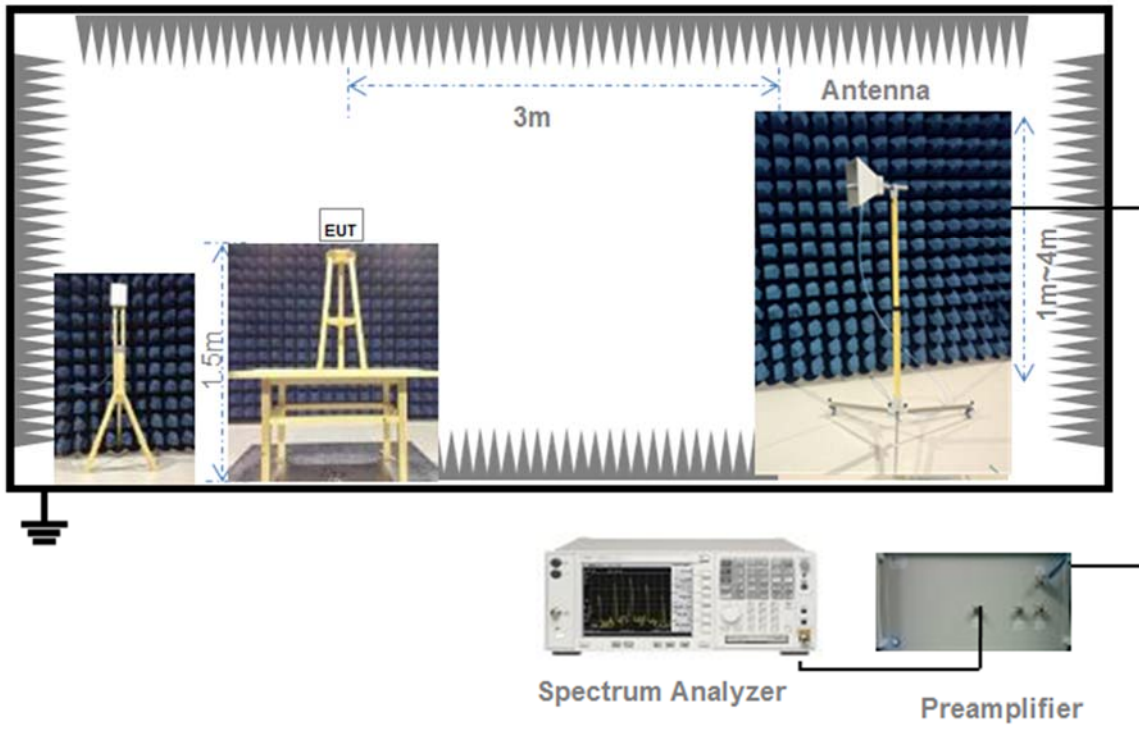
(Diagram 3)

4.4.4 For Radiated Test (30 MHz-1 GHz)



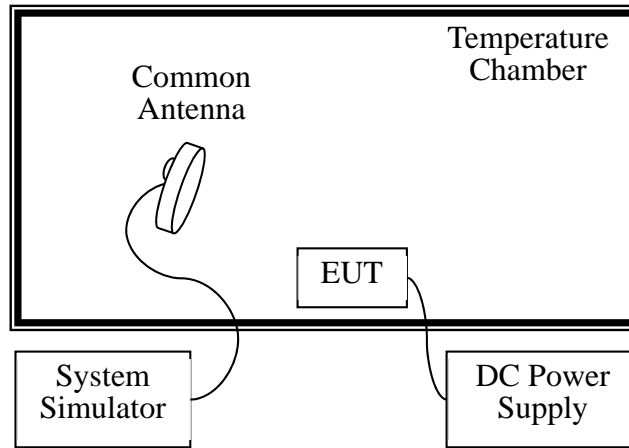
(Diagram 4)

4.4.5 For Radiated Test (Above 1 GHz)



(Diagram 5)

4.4.6 For Frequency Stability Test



(Diagram 6)

5 TEST ITEMS

5.1 RF Output Power

5.1.1 Test Limit

FCC §15.407(a)

The maximum conducted output power should not exceed:

Frequency Band (MHz)	Limit
5150-5250	250 mW
5250-5350	250 mW or 11 dBm + 10log B, whichever is less.
5470-5725	250 mW or 11 dBm + 10log B, whichever is less.
5725-5850	1 W
Note: Where "B" is the 26 dB emissions bandwidth in MHz.	

RSS-247, 6.2

The maximum conducted output power shall not exceed:

Frequency Band (MHz)	Limit
5150-5250	N/A
5250-5350	250 mW or 11 dBm + 10log B, whichever is less.
5470-5725	250 mW or 11 dBm + 10log B, whichever is less.
5725-5850	1 W
Note: Where "B" is the 99% emissions bandwidth in MHz.	

The maximum e.i.r.p. shall not exceed:

Frequency Band (MHz)	Limit
5150-5250	30mW or 1.76 dBm + 10log B, whichever is less.
5250-5350	30mW or 1.76 dBm + 10log B, whichever is less.
5470-5725	1W or 17 dBm + 10log B, whichever is less.
5725-5850	N/A
Note: Where "B" is the 99% emissions bandwidth in MHz.	

5.1.2 Test Setup

The section 4.4.1 (Diagram 1) test setup description was used for this test. The photo of test setup please refer to ANNEX B.

5.1.3 Test Procedure

The maximum peak conducted output power may be measured using a broadband Average RF power meter. The power meter shall have a video bandwidth that is greater than or equal to the emission bandwidth and utilize a fast-responding diode detector.

The E.I.R.P used radiated test method. At a test site that has been validated using the procedures of ANSI C63.4 or the latest CISPR 16-1-4 for measurements above 1 GHz, so as to simulate a near free-space environment.

5.1.4 Test Result

Please refer to ANNEX A.1.

5.2 Emission Bandwidth and 6 dB Bandwidth

5.2.1 Limit

FCC §15.407(a), RSS-247, 6.2

Within the 5.725-5.85 GHz band, the minimum 6 dB bandwidth of U-NII devices shall be at least 500 kHz.

5.2.2 Test Setup

The test setup photo please refer to 4.4.1 (Diagram 1) test setup description was used for this test. The photo of test setup please refer to ANNEX B.

5.2.3 Test Procedure

Emission bandwidth

1. Set RBW = approximately 1% of the emission bandwidth.
2. Set VBW $\geq 3 \times$ RBW,
3. Detector = Peak.
4. Trace mode = Max hold.
5. Measure the maximum width of the emission that is 26 dB down from the peak of the emission.

Occupied Bandwidth

1. Set Span = 1.5 times to 5.0 times the OBW
2. Set RBW = 1% to 5% of the OBW.
3. Set VBW $\geq 3 \times$ RBW, Detector = Peak.
4. Trace mode = Max hold.
5. Use the 99% power bandwidth function of the instrument.

6 dB bandwidth

1. Set RBW = 100 kHz, VBW = 300 kHz.
2. Detector = Peak. Trace mode = Max hold.
3. Allow the trace to stabilize.
4. Measure the maximum width of the emission that is constrained by the frequencies associated with the two outermost amplitude points (upper and lower frequencies) that are attenuated by 6 dB relative to the maximum level measured in the fundamental emission.

5.2.4 Test Result

Please refer to ANNEX A.2 and ANNEX A.3.

5.3 Power Spectral density (PSD)

5.3.1 Limit

FCC §15.407(a)

The maximum power spectral density should not exceed:

Frequency Band (MHz)	Limit
5150-5250	11 dBm/MHz
5250-5350	11 dBm/MHz
5470-5725	11 dBm/MHz
5725-5850	30 dBm/500kHz

RSS-247, 6.2

The maximum power spectral density should not exceed:

Frequency Band (MHz)	Limit
5150-5250	N/A
5250-5350	11 dBm/MHz
5470-5725	11 dBm/MHz
5725-5850	30 dBm/500kHz

The e.i.r.p. spectral density should not exceed:

Frequency Band (MHz)	Limit
5150-5250	10 dBm/MHz
5250-5350	N/A
5470-5725	N/A
5725-5850	N/A

5.3.2 Test Setup

The section 4.4.1 (Diagram 1) test setup description was used for this test. The photo of test setup please refer to ANNEX B.

5.3.3 Test Procedure

Set the spectrum analyzer or EMI receiver span to view the entire emission bandwidth.

1. Set RBW = 510 kHz/1 MHz, VBW $\geq 3 \times$ RBW, Sweep time = Auto, Detector = RMS.
2. Allow the sweeps to continue until the trace stabilizes.
3. Use the peak marker function to determine the maximum amplitude level.
4. The E.I.R.P spectral density used radiated test method. At a test site that has been validated using the procedures of ANSI C63.4 or the latest CISPR 16-1-4 for measurements above 1 GHz, so as to simulate a near free-space environment.

5.3.4 Test Result

Please refer to ANNEX A.4.

5.4 Conducted Emission

5.4.1 Limit

FCC §15.207, RSS-GEN, 8.8

For an intentional radiator that is designed to be connected to the public utility (AC) power line, the radio frequency voltage that is conducted back onto the AC power line on any frequency within the band 150 kHz to 30 MHz shall not exceed the limits in the following table, as measured using a 50 μ H/50 Ω line impedance stabilization network (LISN).

Frequency range (MHz)	Conducted Limit (dB μ V)	
	Quai-peak	Average
0.15 - 0.50	66 to 56	56 to 46
0.50 - 5	56	46
0.50 - 30	60	50

5.4.2 Test Setup

The section 4.4.2 (Diagram 2) test setup description was used for this test. The photo of test setup please refer to ANNEX B.

5.4.3 Test Procedure

The maximum conducted interference is searched using Peak (PK), if the emission levels more than the AV and QP limits, and that have narrow margins from the AV and QP limits will be re-measured with AV and QP detectors. Tests for both L phase and N phase lines of the power mains connected to the EUT are performed. Refer to recorded points and plots below.

5.4.4 Test Result

Please refer to ANNEX A.5.

5.5 Radiated Spurious Emissions and Band Edge (Restricted-band)

5.5.1 Limit

FCC §15.209 & 15.407(b), RSS-247, 6.2

Frequency (MHz)	Field Strength (μV/m)	Measurement Distance (m)
0.009 - 0.490	2400/F(kHz)	300
0.490 - 1.705	24000/F(kHz)	30
1.705 - 30.0	30	30
30 - 88	100	3
88 - 216	150	3
216 - 960	200	3
Above 960	500	3

Note¹: The Limit for radiated test was performed according to FCC Part 15C

Note²: The tighter limit applies at the band edge.

Un-restricted band emissions	
Out Operating Band (MHz)	Limit
5150 - 5250	e.i.r.p. -27 dBm (68.2 dBuV/m@3m)
5250 - 5350	e.i.r.p. -27 dBm (68.2 dBuV/m@3m)
5470 - 5725	e.i.r.p. -27 dBm (68.2 dBuV/m@3m)
5725 - 5850	<p>All emissions shall be limited to a level of -27 dBm/MHz at 75 MHz or more above or below the band edge increasing linearly to 10 dBm/MHz at 25 MHz above or below the band edge, and from 25 MHz above or below the band edge increasing linearly to a level of 15.6 dBm/MHz at 5 MHz above or below the band edge, and from 5 MHz above or below the band edge increasing linearly to a level of 27 dBm/MHz at the band edge.</p>

Note: The following formula is used to convert the equipment isotropic radiated power (eirp) to field strength.

5.5.2 Test Setup

The section 4.4.3-4.4.5 (Diagram 3 - Diagram 5) test setup description was used for this test. The photo of test setup please refer to ANNEX B.

5.5.3 Test Procedure

Since the emission limits are specified in terms of radiated field strength levels, measurements performed to demonstrate compliance have traditionally relied on a radiated test configuration. Radiated measurements remain the principal method for demonstrating compliance to the specified limits; however antenna-port conducted measurements are also now acceptable to demonstrate compliance (see below for details). When radiated measurements are utilized, test site requirements and procedures for maximizing and measuring radiated emissions that are described in ANSI C63.10 shall be followed.

Antenna-port conducted measurements may also be used as an alternative to radiated measurements for demonstrating compliance in the restricted frequency bands. If conducted measurements are performed, then proper impedance matching must be ensured and an additional radiated test for cabinet/case spurious emissions is required.

General Procedure for conducted measurements in restricted bands

- a) Measure the conducted output power (in dBm) using the detector specified (see guidance regarding measurement procedures for determining quasi-peak, peak, and average conducted output power, respectively).
- b) Add the maximum transmit antenna gain (in dBi) to the measured output power level to determine the EIRP level (see guidance on determining the applicable antenna gain)
- c) Add the appropriate maximum ground reflection factor to the EIRP level (6 dB for frequencies ≤ 30 MHz, 4.7 dB for frequencies between 30 MHz and 1000 MHz, inclusive and 0 dB for frequencies > 1000 MHz).
- d) For devices with multiple antenna-ports, measure the power of each individual chain and sum the EIRP of all chains in linear terms (e.g., Watts, mW).
- e) Convert the resultant EIRP level to an equivalent electric field strength using the following relationship:

$$E = \text{EIRP} - 20 \log D + 104.8$$

where:

E = electric field strength in dB μ V/m,

EIRP = equivalent isotropic radiated power in dBm

D = specified measurement distance in meters.

- f) Compare the resultant electric field strength level to the applicable limit.
- g) Perform radiated spurious emission test.

Quasi-Peak measurement procedure

The specifications for measurements using the CISPR quasi-peak detector can be found in Publication 16 of the International Special Committee on Radio Frequency Interference (CISPR) of the International Electrotechnical Commission.

As an alternative to CISPR quasi-peak measurement, compliance can be demonstrated to the applicable emission limits using a peak detector.

Peak power measurement procedure

Peak emission levels are measured by setting the instrument as follows:

- a) RBW = as specified in Table 1.

- b) VBW $\geq 3 \times$ RBW.
- c) Detector = Peak.
- d) Sweep time = auto.
- e) Trace mode = max hold.
- f) Allow sweeps to continue until the trace stabilizes. (Note that the required measurement time may be longer for low duty cycle applications).

Table 1—RBW as a function of frequency

Frequency	RBW
9-150 kHz	200-300 Hz
0.15-30 MHz	9-10 kHz
30-1000 MHz	100-120 kHz
> 1000 MHz	1 MHz

If the peak-detected amplitude can be shown to comply with the average limit, then it is not necessary to perform a separate average measurement.

Trace averaging across on and off times of the EUT transmissions followed by duty cycle correction

If continuous transmission of the EUT (i.e., duty cycle ≥ 98 percent) cannot be achieved and the duty cycle is constant (i.e., duty cycle variations are less than ± 2 percent), then the following procedure shall be used:

- a) The EUT shall be configured to operate at the maximum achievable duty cycle.
- b) Measure the duty cycle, x, of the transmitter output signal as described in section 6.0.
- c) RBW = 1 MHz (unless otherwise specified).
- d) VBW $\geq 3 \times$ RBW.
- e) Detector = RMS, if span/(# of points in sweep) \leq (RBW/2). Satisfying this condition may require increasing the number of points in the sweep or reducing the span. If this condition cannot be satisfied, then the detector mode shall be set to peak.
- f) Averaging type = power (i.e., RMS).
 - 1) As an alternative, the detector and averaging type may be set for linear voltage averaging.
 - 2) Some instruments require linear display mode in order to use linear voltage averaging. Log or dB averaging shall not be used.
- g) Sweep time = auto.
- h) Perform a trace average of at least 100 traces.
- i) A correction factor shall be added to the measurement results prior to comparing to the emission limit in order to compute the emission level that would have been measured had the test been performed at 100 percent duty cycle. The correction factor is computed as follows:
 - 1) If power averaging (RMS) mode was used in step f), then the applicable correction factor is $10 \log(1/x)$, where x is the duty cycle.
 - 2) If linear voltage averaging mode was used in step f), then the applicable correction factor is $20 \log(1/x)$, where x is the duty cycle.
 - 3) If a specific emission is demonstrated to be continuous (≥ 98 percent duty cycle) rather than turning on and off

with the transmit cycle, then no duty cycle correction is required for that emission.

NOTE: Reduction of the measured emission amplitude levels to account for operational duty factor is not permitted. Compliance is based on emission levels occurring during transmission - not on an average across on and off times of the transmitter.

Determining the applicable transmit antenna gain

A conducted power measurement will determine the maximum output power associated with a restricted band emission; however, in order to determine the associated EIRP level, the gain of the transmitting antenna (in dBi) must be added to the measured output power (in dBm).

Since the out-of-band characteristics of the EUT transmit antenna will often be unknown, the use of a conservative antenna gain value is necessary. Thus, when determining the EIRP based on the measured conducted power, the upper bound on antenna gain for a device with a single RF output shall be selected as the maximum in-band gain of the antenna across all operating bands, or 2 dBi, whichever is greater. However, for devices that operate in multiple frequency bands while using the same transmit antenna, the highest gain of the antenna within the operating band nearest in frequency to the restricted band emission being measured may be used in lieu of the overall highest gain when the emission is at a frequency that is within 20 percent of the nearest band edge frequency, but in no case shall a value less than 2 dBi be used.

See KDB 662911 for guidance on calculating the additional array gain term when determining the effective antenna gain for a EUT with multiple outputs occupying the same or overlapping frequency ranges in the same band.

Radiated spurious emission test

An additional consideration when performing conducted measurements of restricted band emissions is that unwanted emissions radiating from the EUT cabinet, control circuits, power leads, or intermediate circuit elements will likely go undetected in a conducted measurement configuration. To address this concern, a radiated test shall be performed to ensure that emissions emanating from the EUT cabinet (rather than the antenna port) also comply with the applicable limits.

For these cabinet radiated spurious emission measurements the EUT transmit antenna may be replaced with a termination matching the nominal impedance of the antenna. Procedures for performing radiated measurements are specified in ANSI C63.10. All detected emissions shall comply with the applicable limits.

The measurement frequency range is from 30 MHz to the 10th harmonic of the fundamental frequency. The Turn Table is actuated to turn from 0° to 360°, and both horizontal and vertical polarizations of the Test Antenna are used to find the maximum radiated power. Mid channels on all channel bandwidth verified. Only the worst RB size/offset presented.

The power of the EUT transmitting frequency should be ignored.

All Spurious Emission tests were performed in X, Y, Z axis direction. And only the worst axis test condition was recorded in this test report.

Use the following spectrum analyzer settings:

Span = wide enough to fully capture the emission being measured

RBW = 1 MHz for $f \geq 1$ GHz, 100 kHz for $f < 1$ GHz

VBW \geq RBW

Sweep = auto

Detector function = peak

Trace = max hold

5.5.4 Test Result

Please refer to ANNEX A.6 and ANNEX A.6.2

5.6 Frequency Stability

5.6.1 Limit

FCC §15.407(g)

Manufacturers of U-NII devices are responsible for ensuring frequency stability such that an emission is maintained within the band of operation under all conditions of normal operation as specified in the user's manual.

5.6.2 Test Setup

The section 4.4.6 (Diagram 6) test setup description was used for this test. The photo of test setup please refer to ANNEX B.

5.6.3 Test Procedure

The EUT is installed in an environment test chamber with external power source.

Set the chamber to operate at 50 centigrade and external power source to output at nominal voltage of EUT.

A sufficient stabilization period at each temperatures is used prior to each frequency measurement.

When temperature is stabled, measure the frequency stability.

The test shall be performed under -30 to 50 centigrade and 85 to 115 percent of the nominal voltage.

Change setting of chamber and external power source to complete all conditions.

5.6.4 Test Result

Please refer to ANNEX A.7.

ANNEX A TEST RESULT

A.1 RF Output Power

Note¹: For FCC standard, if transmitting antennas of directional gain greater than 6 dBi are used, all band maximum conducted output power shall be reduced by the amount in dB that the directional gain of the antenna exceeds 6 dBi.

Note²: For IC standard, the band IV (5725 - 5850 MHz) maximum conducted output power shall be reduced by the amount in dB that the directional gain of the antenna exceeds 6 dBi.

Test Data

Conducted Power

Band I (5150 - 5250 MHz)						
Note ³ : Transmitting antennas of directional gain in Band I(5150 MHz to 5250 MHz) is 9.4 dBi						
Formulas: Directional gain = GANT + Array Gain, <i>Array Gain</i> = 0.						
Note ⁴ : FCC Limit=24dBm(250mW)-(9.4-6)=20.6dBm(114.8mW)						
Mode	Channel	Frequency (MHz)	Conducted Power (dBm)	Conducted Power Total (mW)	FCC Limit (mW)	Verdict
11a	CH36	5180	6.99	5.00	114.8	Pass
11a	CH44	5220	7.80	6.03	114.8	Pass
11a	CH48	5240	6.93	4.93	114.8	Pass
11n (HT20)	CH36	5180	7.21	5.26	114.8	Pass
11n (HT20)	CH44	5220	7.47	5.58	114.8	Pass
11n (HT20)	CH48	5240	6.87	4.86	114.8	Pass
11n (HT40)	CH38	5190	7.41	5.51	114.8	Pass
11n (HT40)	CH46	5230	6.92	4.92	114.8	Pass
11ac (VHT20)	CH36	5180	2.81	1.91	114.8	Pass
11ac (VHT20)	CH44	5220	3.65	2.32	114.8	Pass
11ac (VHT20)	CH48	5240	2.60	1.82	114.8	Pass
11ac (VHT40)	CH38	5190	3.10	2.04	114.8	Pass
11ac (VHT40)	CH46	5230	2.51	1.78	114.8	Pass
11ac (VHT80)	CH42	5210	2.82	1.92	114.8	Pass

Band II (5250 - 5350 MHz)

Note⁵: Transmitting antennas of directional gain in Band II(5250 MHz to 5350 MHz) is 7.9 dBi

Formulas: Directional gain = GANT + Array Gain, *Array Gain* = 0.

Note⁶: The limit is 250 mW or 11 dBm + 10log B, whichever is less. In IC Standard, Where “B” is the 99% emissions bandwidth in MHz. In FCC Standard, Where “B” is the 26dB emissions bandwidth in MHz. (Please refer to the section A.2).

Note⁷: FCC Limit=24dBm(250mW)-(7.9-6)=22.1dBm(162.2mW)

Mode	Channel	Conducted Power (dBm)	Conducted Power Total (mW)	FCC Limit (dBm)	Verdict
11a	CH52	7.83	6.07	22.1	Pass
11a	CH56	7.82	6.05	22.1	Pass
11a	CH64	7.65	5.82	22.1	Pass
11n (HT20)	CH52	7.99	6.30	22.1	Pass
11n (HT20)	CH56	7.55	5.69	22.1	Pass
11n (HT20)	CH64	7.87	6.12	22.1	Pass
11n (HT40)	CH54	7.81	6.04	22.1	Pass
11n (HT40)	CH62	7.59	5.74	22.1	Pass
11ac (VHT20)	CH52	3.76	2.38	22.1	Pass
11ac (VHT20)	CH56	3.35	2.16	22.1	Pass
11ac (VHT20)	CH64	3.56	2.27	22.1	Pass
11ac (VHT40)	CH54	3.51	2.24	22.1	Pass
11ac (VHT40)	CH62	3.34	2.16	22.1	Pass
11ac (VHT80)	CH58	1.91	1.56	22.1	Pass

Band III (5470 - 5725 MHz)

Note⁸: Transmitting antennas of directional gain in Band III (5470 MHz to 5725 MHz) is 5.2 dBi

Formulas: Directional gain = GANT + Array Gain, *Array Gain* = 0.

Note⁹: The limit is 250 mW or 11 dBm + 10log B, whichever is less. In IC Standard, Where "B" is the 99% emissions bandwidth in MHz. In FCC Standard, Where "B" is the 26dB emissions bandwidth in MHz.

(Please refer to the section A.2).

Mode	Channel	Conducted Power (dBm)	Conducted Power Total (mW)	FCC Limit (dBm)	Verdict
11a	CH100	6.99	5.00	20.6	Pass
11a	CH116	6.89	4.89	20.6	Pass
11a	CH140	7.15	5.19	20.6	Pass
11n (HT20)	CH100	7.12	5.15	20.6	Pass
11n (HT20)	CH116	7.11	5.14	20.6	Pass
11n (HT20)	CH140	7.25	5.31	20.6	Pass
11n (HT40)	CH102	6.94	4.94	20.6	Pass
11n (HT40)	CH110	7.41	5.51	20.6	Pass
11n (HT40)	CH134	7.71	5.90	20.6	Pass
11ac (VHT20)	CH100	3.19	2.08	20.6	Pass
11ac (VHT20)	CH116	2.93	1.96	20.6	Pass
11ac (VHT20)	CH140	3.19	2.08	20.6	Pass
11ac (VHT40)	CH102	2.59	1.82	20.6	Pass
11ac (VHT40)	CH110	3.21	2.09	20.6	Pass
11ac (VHT40)	CH134	3.41	2.19	20.6	Pass
11ac (VHT80)	CH106	2.08	1.62	20.6	Pass
11ac (VHT80)	CH122	3.14	2.06	20.6	Pass

Band IV (5725 - 5850 MHz)

Note ¹⁰: Transmitting antennas of directional gain in Band IV (5725 MHz to 5850 MHz) is 6.3 dBi
 Formulas: Directional gain = GANT + Array Gain, *Array Gain* = 0. FCC Limit=30dBm(1000mW)-(6.3-6)=29.7dBm(851.1mW)

Mode	Channel	Frequency (MHz)	Conducted Power (dBm)	Conducted Power Total (mW)	FCC Limit (mW)	Verdict
11a	CH149	5745	7.74	5.94	851.1	Pass
11a	CH157	5785	6.19	4.16	851.1	Pass
11a	CH165	5825	6.85	4.84	851.1	Pass
11n (HT20)	CH149	5745	7.79	6.01	851.1	Pass
11n (HT20)	CH157	5785	6.35	4.32	851.1	Pass
11n (HT20)	CH165	5825	7.00	5.01	851.1	Pass
11n (HT40)	CH151	5755	7.58	5.73	851.1	Pass
11n (HT40)	CH159	5795	6.71	4.69	851.1	Pass
11ac (VHT20)	CH149	5745	3.65	2.32	851.1	Pass
11ac (VHT20)	CH157	5785	2.20	1.66	851.1	Pass
11ac (VHT20)	CH165	5825	2.84	1.92	851.1	Pass
11ac (VHT40)	CH151	5755	3.74	2.37	851.1	Pass
11ac (VHT40)	CH159	5795	2.48	1.77	851.1	Pass
11ac (VHT80)	CH155	5775	2.84	1.92	851.1	Pass

A.2 Emission Bandwidth & 99% Bandwidth

Note: The Emission Bandwidth & 99% Bandwidth please refer to the Report No. BTL-FCCP-3-1807C078 (which issued by BTL INC. on Jul. 25, 2018), **Section 5.26dB SPECTRUM BANDWIDTH.**

A.3 6 dB Bandwidth

Note: The 6 dB Bandwidth please refer to the Report No. BTL-FCCP-3-1807C078 (which issued by BTL INC. on Jul. 25, 2018), **Section 5.26dB SPECTRUM BANDWIDTH.**

A.4 Power Spectral Density

Note: The Power Spectral Density please refer to the Report No. BTL-FCCP-3-1807C078 (which issued by BTL INC. on Jul. 25, 2018), **Section 7.POWER SPECTRAL DENSITY TEST.**

A.5 Conducted Emissions

Note: Not applicable.

A.6 Radiated Spurious Emissions and Band Edge (Restricted-band)

Test Data

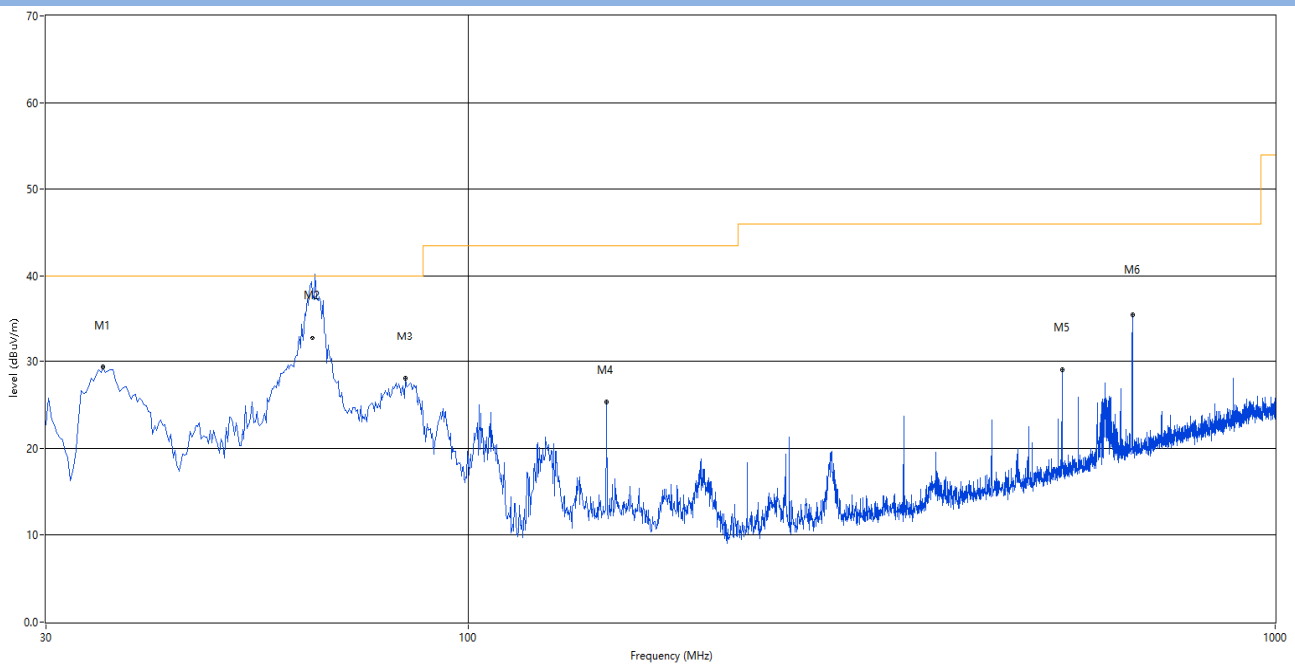
Note 1: The symbol of "--" in the table which means not application.

Note 2: For the test data above 1 GHz, According the ANSI C63.4, where limits are specified for both average and peak (or quasi-peak) detector functions, if the peak (or quasi-peak) measured value complies with the average limit, it is unnecessary to perform an average measurement.

Note 3: The low frequency, which started from 9 kHz to 30 MHz, was pre-scanned and the result which was 20 dB lower than the limit line per 15.31(o) was not reported.

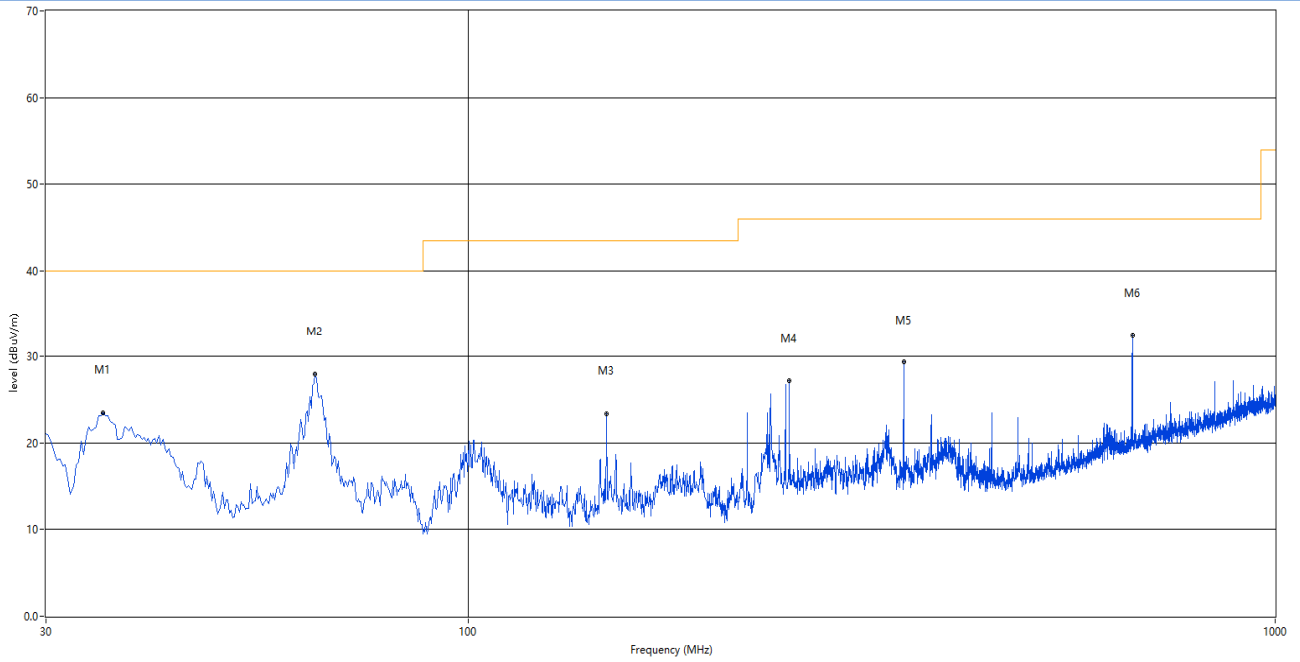
Note 4: The EUT is working in the Normal link mode below 1 GHz.

30 MHz to 1 GHz, ANT V



No.	Frequency (MHz)	Results (dBuV/m)	Factor (dB)	Limit (dBuV/m)	Margin (dB)	Detector	Table (o)	Height (cm)	ANT	Verdict
1	35.335	29.32	-26.41	40.0	-10.68	Peak	265.00	100	Vertical	Pass
2	64.227	39.80	-27.66	40.0	-0.20	Peak	88.00	100	Vertical	N/A
2*	64.227	32.81	-27.66	40.0	-7.19	QP	88.00	100	Vertical	Pass
3	83.592	28.03	-30.05	40.0	-11.97	Peak	136.00	100	Vertical	N/A
4	148.583	25.36	-24.58	43.5	-18.14	Peak	203.00	100	Vertical	Pass
5	544.585	29.07	-18.24	46.0	-16.93	Peak	195.00	100	Vertical	Pass
6	665.350	35.52	-15.09	46.0	-10.48	Peak	172.00	100	Vertical	Pass

30 MHz to 1 GHz, ANT H



No.	Frequency (MHz)	Results (dBuV/m)	Factor (dB)	Limit (dBuV/m)	Margin (dB)	Detector	Table (o)	Height (cm)	ANT	Verdict
1	35.335	23.47	-26.41	40.0	-16.53	Peak	0.00	200	Horizontal	Pass
2	64.677	27.99	-27.66	40.0	-12.01	Peak	188.00	200	Horizontal	Pass
3	148.583	23.34	-24.58	43.5	-20.16	Peak	321.00	200	Horizontal	Pass
4	249.947	27.14	-26.25	46.0	-18.86	Peak	360.00	200	Horizontal	Pass
5	346.462	29.32	-23.30	46.0	-16.68	Peak	118.00	100	Horizontal	Pass
6	665.350	32.40	-15.09	46.0	-13.60	Peak	68.00	100	Horizontal	Pass

Note: The spurious from 18G-40G is noise only, do not show on the report.

1 GHz to 18 GHz, ANT V Band I 11a Low channel

No.	Frequency (MHz)	Results (dBuV/m)	Factor (dB)	Limit (dBuV/m)	Margin (dB)	Detector	Table (o)	Height (cm)	ANT	Verdict
1**	1942.500	49.14	-15.77	--	--	AV	245.00	150	Vertical	Pass
1	1942.500	50.70	-15.77	68.2	-17.50	Peak	245.00	150	Vertical	Pass
2**	2854.000	49.76	-9.83	54.0	-4.24	AV	185.00	150	Vertical	Pass
2	2854.000	51.11	-9.83	74.0	-22.89	Peak	185.00	150	Vertical	Pass
3**	5179.000	92.15	-2.92	--	92.15	AV	125.00	150	Vertical	Pass
3	5179.000	98.07	-2.92	--	98.93	Peak	125.00	150	Vertical	Pass
4**	6661.000	47.89	1.64	--	--	AV	331.00	150	Vertical	Pass
4	6661.000	53.66	1.64	68.2	-14.54	Peak	331.00	150	Vertical	Pass
5**	8466.250	41.98	-1.10	54.0	-12.02	AV	150.00	150	Vertical	Pass
5	8466.250	49.91	-1.10	74.0	-24.09	Peak	150.00	150	Vertical	Pass
6**	17240.062	48.14	2.64	--	--	AV	360.00	150	Vertical	Pass
6	17240.062	55.43	2.64	68.2	-12.77	Peak	360.00	150	Vertical	Pass

1 GHz to 18 GHz, ANT H Band I 11a Low channel

No.	Frequency (MHz)	Results (dBuV/m)	Factor (dB)	Limit (dBuV/m)	Margin (dB)	Detector	Table (o)	Height (cm)	ANT	Verdict
1**	1828.500	47.70	-16.50	--	--	AV	226.00	150	Horizontal	Pass
1	1828.500	49.06	-16.50	68.2	-19.14	Peak	226.00	150	Horizontal	Pass
2**	2829.500	51.67	-10.17	54.0	-2.33	AV	72.00	150	Horizontal	Pass
2	2829.500	52.64	-10.17	74.0	-21.36	Peak	72.00	150	Horizontal	Pass
3**	5182.000	97.66	-2.72	--	97.66	AV	144.00	150	Horizontal	Pass
3	5182.000	101.33	-2.72	--	101.67	Peak	144.00	150	Horizontal	Pass
4**	6667.000	47.84	1.87	--	--	AV	103.00	150	Horizontal	Pass
4	6667.000	53.43	1.87	68.2	-14.77	Peak	103.00	150	Horizontal	Pass
5**	10356.563	44.19	0.66	--	--	AV	0.00	150	Horizontal	Pass
5	10356.563	50.43	0.66	68.2	-17.77	Peak	0.00	150	Horizontal	Pass
6**	15806.812	48.30	2.86	54.0	-5.70	AV	11.00	150	Horizontal	Pass
6	15806.812	54.67	2.86	74.0	-19.33	Peak	11.00	150	Horizontal	Pass

1 GHz to 18 GHz, ANT V Band I 11a Middle channel

No.	Frequency (MHz)	Results (dBuV/m)	Factor (dB)	Limit (dBuV/m)	Margin (dB)	Detector	Table (o)	Height (cm)	ANT	Verdict
1**	1852.500	48.53	-16.25	--	--	AV	172.00	150	Vertical	Pass
1	1852.500	50.82	-16.25	68.2	-17.38	Peak	172.00	150	Vertical	Pass
2**	2854.000	50.97	-9.83	54.0	-3.03	AV	211.00	150	Vertical	Pass
2	2854.000	52.18	-9.83	74.0	-21.82	Peak	211.00	150	Vertical	Pass
3**	5217.000	90.37	-3.12	--	90.37	AV	138.00	150	Vertical	Pass
3	5217.000	97.59	-3.12	--	98.41	Peak	138.00	150	Vertical	Pass
4**	6651.000	46.90	0.49	--	--	AV	360.00	150	Vertical	Pass
4	6651.000	53.28	0.49	68.2	-14.92	Peak	360.00	150	Vertical	Pass
5**	10777.750	44.26	-0.03	54.0	-9.74	AV	334.00	150	Vertical	Pass
5	10777.750	50.59	-0.03	74.0	-23.41	Peak	334.00	150	Vertical	Pass
6**	15520.687	48.67	2.52	54.0	-5.33	AV	10.00	150	Vertical	Pass
6	15520.687	54.33	2.52	74.0	-19.67	Peak	10.00	150	Vertical	Pass

1 GHz to 18 GHz, ANT H Band I 11a Middle channel

No.	Frequency (MHz)	Results (dBuV/m)	Factor (dB)	Limit (dBuV/m)	Margin (dB)	Detector	Table (o)	Height (cm)	ANT	Verdict
1**	2112.000	48.87	-13.70	--	--	AV	243.00	150	Horizontal	Pass
1	2112.000	49.95	-13.70	68.2	-18.25	Peak	243.00	150	Horizontal	Pass
2**	2854.000	49.77	-9.83	54.0	-4.23	AV	105.00	150	Horizontal	Pass
2	2854.000	51.24	-9.83	74.0	-22.76	Peak	105.00	150	Horizontal	Pass
3**	5223.000	96.20	-3.12	--	96.20	AV	143.00	150	Horizontal	Pass
3	5223.000	150.69	-3.12	--	100.31	Peak	143.00	150	Horizontal	Pass
4**	6671.000	50.20	2.08	--	--	AV	69.00	150	Horizontal	Pass
4	6671.000	53.85	2.08	68.2	-14.35	Peak	69.00	150	Horizontal	Pass
5**	11059.500	44.14	-0.39	54.0	-9.86	AV	249.00	150	Horizontal	Pass
5	11059.500	50.41	-0.39	74.0	-23.59	Peak	249.00	150	Horizontal	Pass
6**	17440.874	49.10	4.10	--	--	AV	187.00	150	Horizontal	Pass
6	17440.874	55.96	4.10	68.2	-12.24	Peak	187.00	150	Horizontal	Pass

1 GHz to 18 GHz, ANT V Band I 11a High channel

No.	Frequency (MHz)	Results (dBuV/m)	Factor (dB)	Limit (dBuV/m)	Over Limit (dB)	Detector	Table (o)	Height (cm)	ANT	Verdict
1**	1986.000	48.73	-15.33	--	--	AV	233.00	150	Vertical	Pass
1	1986.000	51.10	-15.33	68.2	-17.10	Peak	233.00	150	Vertical	Pass
2**	2854.000	51.35	-9.83	54.0	-2.65	AV	215.00	150	Vertical	Pass
2	2854.000	52.64	-9.83	74.0	-21.36	Peak	215.00	150	Vertical	Pass
3**	5242.000	93.30	-3.03	--	93.30	AV	196.00	150	Vertical	Pass
3	5242.000	96.63	-3.03	--	97.37	Peak	196.00	150	Vertical	Pass
4**	6670.000	49.54	2.08	--	--	AV	295.00	150	Vertical	Pass
4	6670.000	53.25	2.08	68.2	-14.95	Peak	295.00	150	Vertical	Pass
5**	11861.625	42.67	1.53	54.0	-11.33	AV	295.00	150	Vertical	Pass
5	11861.625	50.87	1.53	74.0	-23.13	Peak	295.00	150	Vertical	Pass
6**	17433.000	48.80	4.44	--	--	AV	12.00	150	Vertical	Pass
6	17433.000	55.68	4.44	68.2	-12.52	Peak	12.00	150	Vertical	Pass

1 GHz to 18 GHz, ANT H Band I 11a High channel

No.	Frequency (MHz)	Results (dBuV/m)	Factor (dB)	Limit (dBuV/m)	Over Limit (dB)	Detector	Table (o)	Height (cm)	ANT	Verdict
1**	2112.000	47.66	-13.70	--	--	AV	109.00	150	Horizontal	Pass
1	2112.000	49.21	-13.70	68.2	-18.99	Peak	109.00	150	Horizontal	Pass
2**	2829.500	50.23	-10.17	54.0	-3.77	AV	61.00	150	Horizontal	Pass
2	2829.500	51.38	-10.17	74.0	-22.62	Peak	61.00	150	Horizontal	Pass
3**	5248.000	97.13	-3.09	--	97.13	AV	120.00	150	Horizontal	Pass
3	5248.000	150.97	-3.09	--	101.03	Peak	120.00	150	Horizontal	Pass
4**	6669.000	47.08	1.98	--	--	AV	264.00	150	Horizontal	Pass
4	6669.000	53.41	1.98	68.2	-14.79	Peak	264.00	150	Horizontal	Pass
5**	12563.125	44.21	1.84	54.0	-9.79	AV	360.00	150	Horizontal	Pass
5	12563.125	51.37	1.84	74.0	-22.63	Peak	360.00	150	Horizontal	Pass
6**	16334.437	47.31	1.76	--	--	AV	111.00	150	Horizontal	Pass
6	16334.437	54.46	1.76	68.2	-13.74	Peak	111.00	150	Horizontal	Pass

1 GHz to 18 GHz, ANT V Band II 11a Low channel

No.	Frequency (MHz)	Results (dBuV/m)	Factor (dB)	Limit (dBuV/m)	Margin (dB)	Detector	Table (o)	Height (cm)	ANT	Verdict
1**	2002.500	46.95	-15.41	--	--	AV	236.00	150	Vertical	Pass
1	2002.500	51.21	-15.41	68.2	-16.99	Peak	236.00	150	Vertical	Pass
2**	2829.500	51.64	-10.17	54.0	-2.36	AV	208.00	150	Vertical	Pass
2	2829.500	52.77	-10.17	74.0	-21.23	Peak	208.00	150	Vertical	Pass
3**	5263.000	93.72	-3.15	--	93.72	AV	139.00	150	Vertical	Pass
3	5263.000	96.47	-3.15	--	97.53	Peak	139.00	150	Vertical	Pass
4**	6665.000	47.67	1.72	--	--	AV	304.00	150	Vertical	Pass
4	6665.000	53.09	1.72	68.2	-15.11	Peak	304.00	150	Vertical	Pass
5**	11773.938	44.59	1.44	54.0	-9.41	AV	318.00	150	Vertical	Pass
5	11773.938	50.87	1.44	74.0	-23.13	Peak	318.00	150	Vertical	Pass
6**	17435.625	49.10	4.34	--	--	AV	210.00	150	Vertical	Pass
6	17435.625	55.31	4.34	68.2	-12.89	Peak	210.00	150	Vertical	Pass

1 GHz to 18 GHz, ANT H Band II 11a Low channel

No.	Frequency (MHz)	Results (dBuV/m)	Factor (dB)	Limit (dBuV/m)	Over Limit (dB)	Detector	Table (o)	Height (cm)	ANT	Verdict
1**	2112.000	48.87	-13.70	--	--	AV	101.00	150	Horizontal	Pass
1	2112.000	49.99	-13.70	68.2	-18.21	Peak	101.00	150	Horizontal	Pass
2**	2826.500	52.10	-10.16	54.0	-1.90	AV	72.00	150	Horizontal	Pass
2	2826.500	53.26	-10.16	74.0	-20.74	Peak	72.00	150	Horizontal	Pass
3**	5263.000	96.39	-3.15	--	96.39	AV	121.00	150	Horizontal	Pass
3	5263.000	150.16	-3.15	--	100.84	Peak	121.00	150	Horizontal	Pass
4**	6672.000	48.57	2.00	--	--	AV	290.00	150	Horizontal	Pass
4	6672.000	53.09	2.00	68.2	-15.11	Peak	290.00	150	Horizontal	Pass
5**	10736.062	45.27	-0.30	54.0	-8.73	AV	106.00	150	Horizontal	Pass
5	10736.062	50.55	-0.30	74.0	-23.45	Peak	106.00	150	Horizontal	Pass
6**	15440.625	48.17	2.28	54.0	-5.83	AV	137.00	150	Horizontal	Pass

1 GHz to 18 GHz, ANT V Band II 11a Middle channel

No.	Frequency (MHz)	Results (dBuV/m)	Factor (dB)	Limit (dBuV/m)	Margin (dB)	Detector	Table (o)	Height (cm)	ANT	Verdict
1**	1856.500	47.41	-16.46	--	--	AV	176.00	150	Vertical	Pass
1	1856.500	51.98	-16.46	68.2	-16.22	Peak	176.00	150	Vertical	Pass
2**	2854.000	51.69	-9.83	54.0	-2.31	AV	206.00	150	Vertical	Pass
2	2854.000	53.08	-9.83	74.0	-20.92	Peak	206.00	150	Vertical	Pass
3**	5297.000	91.43	-3.15	--	91.43	AV	140.00	150	Vertical	Pass
3	5297.000	97.54	-3.15	--	98.46	Peak	140.00	150	Vertical	Pass
4**	6664.000	46.67	1.64	--	--	AV	328.00	150	Vertical	Pass
4	6664.000	52.70	1.64	68.2	-15.50	Peak	328.00	150	Vertical	Pass
5**	11886.063	45.11	2.03	54.0	-8.89	AV	291.00	150	Vertical	Pass
5	11886.063	51.19	2.03	74.0	-22.81	Peak	291.00	150	Vertical	Pass
6**	17202.000	49.02	2.45	--	--	AV	170.00	150	Vertical	Pass
6	17202.000	55.67	2.45	68.2	-12.53	Peak	170.00	150	Vertical	Pass

1 GHz to 18 GHz, ANT H Band II 11a Middle channel

No.	Frequency (MHz)	Results (dBuV/m)	Factor (dB)	Limit (dBuV/m)	Margin (dB)	Detector	Table (o)	Height (cm)	ANT	Verdict
1**	2112.500	48.40	-13.62	--	--	AV	243.00	150	Horizontal	Pass
1	2112.500	49.69	-13.62	68.2	-18.51	Peak	243.00	150	Horizontal	Pass
2**	2829.500	50.81	-10.17	54.0	-3.19	AV	110.00	150	Horizontal	Pass
2	2829.500	51.82	-10.17	74.0	-22.18	Peak	110.00	150	Horizontal	Pass
3**	5297.000	95.43	-3.15	--	95.43	AV	125.00	150	Horizontal	Pass
3	5297.000	101.19	-3.15	--	101.81	Peak	125.00	150	Horizontal	Pass
4**	6666.000	49.46	1.82	--	--	AV	360.00	150	Horizontal	Pass
4	6666.000	52.50	1.82	68.2	-15.70	Peak	360.00	150	Horizontal	Pass
5**	10865.438	43.37	0.50	54.0	-10.63	AV	280.00	150	Horizontal	Pass
5	10865.438	50.68	0.50	74.0	-23.32	Peak	280.00	150	Horizontal	Pass
6**	17419.874	49.68	4.83	--	--	AV	87.00	150	Horizontal	Pass
6	17419.874	55.04	4.83	68.2	-13.16	Peak	87.00	150	Horizontal	Pass

1 GHz to 18 GHz, ANT V Band II 11a High channel

No.	Frequency (MHz)	Results (dBuV/m)	Factor (dB)	Limit (dBuV/m)	Margin (dB)	Detector	Table (o)	Height (cm)	ANT	Verdict
1**	1859.500	46.12	-16.41	--	--	AV	173.00	150	Vertical	Pass
1	1859.500	49.83	-16.41	68.2	-18.37	Peak	173.00	150	Vertical	Pass
2**	2854.000	52.52	-9.83	54.0	-1.48	AV	204.00	150	Vertical	Pass
2	2854.000	54.06	-9.83	74.0	-19.94	Peak	204.00	150	Vertical	Pass
3**	5318.000	91.83	-3.48	--	91.83	AV	132.00	150	Vertical	Pass
3	5318.000	95.73	-3.48	--	96.27	Peak	132.00	150	Vertical	Pass
4**	6661.000	47.87	1.64	--	--	AV	291.00	150	Vertical	Pass
4	6661.000	52.67	1.64	68.2	-15.53	Peak	291.00	150	Vertical	Pass
5**	12290.000	43.31	1.98	54.0	-10.69	AV	42.00	150	Vertical	Pass
5	12290.000	50.82	1.98	74.0	-23.18	Peak	42.00	150	Vertical	Pass
6**	17422.500	49.57	4.77	--	--	AV	147.00	150	Vertical	Pass
6	17422.500	55.42	4.77	68.2	-12.78	Peak	147.00	150	Vertical	Pass

1 GHz to 18 GHz, ANT H Band II 11a High channel

No.	Frequency (MHz)	Results (dBuV/m)	Factor (dB)	Limit (dBuV/m)	Margin (dB)	Detector	Table (o)	Height (cm)	ANT	Verdict
1**	2112.500	48.29	-13.62	--	--	AV	248.00	150	Horizontal	Pass
1	2112.500	49.59	-13.62	68.2	-18.61	Peak	248.00	150	Horizontal	Pass
2**	2811.000	48.01	-10.18	54.0	-5.99	AV	91.00	150	Horizontal	Pass
2	2811.000	50.57	-10.18	74.0	-23.43	Peak	91.00	150	Horizontal	Pass
3**	5319.000	96.64	-3.52	--	96.64	AV	113.00	150	Horizontal	Pass
3	5319.000	150.20	-3.52	--	100.80	Peak	113.00	150	Horizontal	Pass
4**	6654.000	48.08	0.99	--	--	AV	159.00	150	Horizontal	Pass
4	6654.000	52.83	0.99	68.2	-15.37	Peak	159.00	150	Horizontal	Pass
5**	12333.125	45.87	1.90	54.0	-8.13	AV	31.00	150	Horizontal	Pass
5	12333.125	51.54	1.90	74.0	-22.46	Peak	31.00	150	Horizontal	Pass
6**	17603.625	49.99	3.11	--	--	AV	205.00	150	Horizontal	Pass
6	17603.625	55.13	3.11	68.2	-13.07	Peak	205.00	150	Horizontal	Pass

1 GHz to 18 GHz, ANT V Band III 11a Low channel

No.	Frequency (MHz)	Results (dBuV/m)	Factor (dB)	Limit (dBuV/m)	margin(dB)	Detector	Table (o)	Height (cm)	ANT	Verdict
1**	1871.500	29.02	-16.39	--	--	AV	194.00	150	Vertical	Pass
1	1871.500	51.75	-16.39	68.2	-16.45	Peak	194.00	150	Vertical	Pass
2**	2881.000	44.00	-10.07	54.0	-10.00	AV	213.00	150	Vertical	Pass
2	2881.000	51.57	-10.07	74.0	-22.43	Peak	213.00	150	Vertical	Pass
3**	5498.000	90.31	-2.37	--	90.31	AV	123.00	150	Vertical	Pass
3	5498.000	97.56	-2.37	--	98.44	Peak	123.00	150	Vertical	Pass
4**	6662.000	43.93	1.74	--	--	AV	184.00	150	Vertical	Pass
4	6662.000	53.15	1.74	68.2	-15.05	Peak	184.00	150	Vertical	Pass
5**	11996.750	39.84	1.43	54.0	-14.16	AV	290.00	150	Vertical	Pass
5	11996.750	51.00	1.43	74.0	-23.00	Peak	290.00	150	Vertical	Pass
6**	17389.687	44.67	4.05	--	--	AV	233.00	150	Vertical	Pass
6	17389.687	54.65	4.05	68.2	-13.55	Peak	233.00	150	Vertical	Pass

1 GHz to 18 GHz, ANT H Band III 11a Low channel

No.	Frequency (MHz)	Results (dBuV/m)	Factor (dB)	Limit (dBuV/m)	margin(dB)	Detector	Table (o)	Height (cm)	ANT	Verdict
1**	2112.000	41.14	-13.70	--	--	AV	117.00	150	Horizontal	Pass
1	2112.000	47.39	-13.70	68.2	-20.81	Peak	117.00	150	Horizontal	Pass
2**	2853.500	39.45	-9.91	54.0	-14.55	AV	221.00	150	Horizontal	Pass
2	2853.500	49.85	-9.91	74.0	-24.15	Peak	221.00	150	Horizontal	Pass
3**	5501.000	91.99	-2.46	--	91.99	AV	114.00	150	Horizontal	Pass
3	5501.000	101.72	-2.46	--	102.28	Peak	114.00	150	Horizontal	Pass
4**	6677.000	43.67	1.67	--	--	AV	141.00	150	Horizontal	Pass
4	6677.000	53.70	1.67	68.2	-14.50	Peak	141.00	150	Horizontal	Pass
5**	13811.812	41.04	2.84	--	--	AV	347.00	150	Horizontal	Pass
5	13811.812	51.99	2.84	68.2	-16.21	Peak	347.00	150	Horizontal	Pass
6**	17423.813	45.24	4.74	--	--	AV	311.00	150	Horizontal	Pass
6	17423.813	55.35	4.74	68.2	-12.85	Peak	311.00	150	Horizontal	Pass

1 GHz to 18 GHz, ANT V Band III 11a Middle channel

No.	Frequency (MHz)	Results (dBuV/m)	Factor (dB)	Limit (dBuV/m)	margin(dB)	Detector	Table (o)	Height (cm)	ANT	Verdict
1**	1804.500	36.37	-16.80	--	--	AV	188.00	150	Vertical	Pass
1	1804.500	52.30	-16.80	68.2	-15.90	Peak	188.00	150	Vertical	Pass
2**	2881.000	42.83	-10.07	54.0	-11.17	AV	164.00	150	Vertical	Pass
2	2881.000	50.73	-10.07	74.0	-23.27	Peak	164.00	150	Vertical	Pass
3**	5497.000	89.57	-2.29	--	89.57	AV	125.00	150	Vertical	Pass
3	5497.000	96.90	-2.29	--	97.10	Peak	125.00	150	Vertical	Pass
4**	6673.000	44.20	1.94	--	--	AV	125.00	150	Vertical	Pass
4	6673.000	53.45	1.94	68.2	-14.75	Peak	125.00	150	Vertical	Pass
5**	14326.313	41.80	1.32	--	--	AV	327.00	150	Vertical	Pass
5	14326.313	52.41	1.32	68.2	-15.79	Peak	327.00	150	Vertical	Pass
6**	17434.313	45.24	4.39	--	--	AV	226.00	150	Vertical	Pass
6	17434.313	55.22	4.39	68.2	-12.98	Peak	226.00	150	Vertical	Pass

1 GHz to 18 GHz, ANT H Band III 11a Middle channel

No.	Frequency (MHz)	Results (dBuV/m)	Factor (dB)	Limit (dBuV/m)	margin(dB)	Detector	Table (o)	Height (cm)	ANT	Verdict
1**	2112.000	40.68	-13.70	--	--	AV	119.00	150	Horizontal	Pass
1	2112.000	47.62	-13.70	68.2	-20.58	Peak	119.00	150	Horizontal	Pass
2**	2829.500	47.95	-10.17	54.0	-6.05	AV	119.00	150	Horizontal	Pass
2	2829.500	51.63	-10.17	74.0	-22.37	Peak	119.00	150	Horizontal	Pass
3**	5499.000	94.70	-2.43	--	94.70	AV	115.00	150	Horizontal	Pass
3	5499.000	102.91	-2.43	--	103.09	Peak	115.00	150	Horizontal	Pass
4**	6670.000	43.84	2.08	--	--	AV	133.00	150	Horizontal	Pass
4	6670.000	53.84	2.08	68.2	-14.36	Peak	133.00	150	Horizontal	Pass
5**	14435.250	42.25	2.60	--	--	AV	283.00	150	Horizontal	Pass
5	14435.250	53.58	2.60	68.2	-14.62	Peak	283.00	150	Horizontal	Pass
6**	17461.875	44.90	3.86	--	--	AV	212.00	150	Horizontal	Pass
6	17461.875	55.46	3.86	68.2	-12.74	Peak	212.00	150	Horizontal	Pass

1 GHz to 18 GHz, ANT V Band III 11a High channel

No.	Frequency (MHz)	Results (dBuV/m)	Factor (dB)	Limit (dBuV/m)	margin(dB)	Detector	Table (o)	Height (cm)	ANT	Verdict
1**	1856.000	33.52	-16.50	--	--	AV	192.00	150	Vertical	Pass
1	1856.000	50.06	-16.50	68.2	-18.14	Peak	192.00	150	Vertical	Pass
2**	2870.500	44.81	-10.02	54.0	-9.19	AV	235.00	150	Vertical	Pass
2	2870.500	50.46	-10.02	74.0	-23.54	Peak	235.00	150	Vertical	Pass
3**	5697.000	87.90	-1.51	--	87.90	AV	298.00	150	Vertical	Pass
3	5697.000	95.65	-1.51	--	96.35	Peak	298.00	150	Vertical	Pass
4**	6676.000	43.63	1.77	--	--	AV	46.00	150	Vertical	Pass
4	6676.000	53.44	1.77	68.2	-14.76	Peak	46.00	150	Vertical	Pass
5**	15247.688	43.53	1.90	--	--	AV	302.00	150	Vertical	Pass
5	15247.688	53.81	1.90	68.2	-14.39	Peak	302.00	150	Vertical	Pass
6**	17473.688	45.08	3.64	--	--	AV	318.00	150	Vertical	Pass
6	17473.688	55.13	3.64	68.2	-13.07	Peak	318.00	150	Vertical	Pass

1 GHz to 18 GHz, ANT H Band III 11a High channel

No.	Frequency (MHz)	Results (dBuV/m)	Factor (dB)	Limit (dBuV/m)	margin(dB)	Detector	Table (o)	Height (cm)	ANT	Verdict
1**	2112.000	40.88	-13.70	--	--	AV	126.00	150	Horizontal	Pass
1	2112.000	47.74	-13.70	68.2	-20.46	Peak	126.00	150	Horizontal	Pass
2**	2829.500	48.41	-10.17	54.0	-5.59	AV	126.00	150	Horizontal	Pass
2	2829.500	52.04	-10.17	74.0	-21.96	Peak	126.00	150	Horizontal	Pass
3**	5702.000	93.53	-1.82	--	93.53	AV	105.00	150	Horizontal	Pass
3	5702.000	101.66	-1.82	--	102.34	Peak	105.00	150	Horizontal	Pass
4**	6675.000	43.67	1.88	--	--	AV	132.00	150	Horizontal	Pass
4	6675.000	53.74	1.88	68.2	-14.46	Peak	132.00	150	Horizontal	Pass
5**	12622.063	39.94	2.10	54.0	-14.06	AV	257.00	150	Horizontal	Pass
5	12622.063	51.72	2.10	74.0	-22.28	Peak	257.00	150	Horizontal	Pass
6**	15802.875	43.56	3.01	54.0	-10.44	AV	360.00	150	Horizontal	Pass
6	15802.875	55.27	3.01	74.0	-18.73	Peak	360.00	150	Horizontal	Pass

1 GHz to 18 GHz, ANT V Band IV 11a Low channel

No.	Frequency (MHz)	Results (dBuV/m)	Factor (dB)	Limit (dBuV/m)	Margin (dB)	Detector	Table (o)	Height (cm)	ANT	Verdict
1**	1970.500	38.75	-15.62	--	--	AV	231.00	150	Vertical	Pass
1	1970.500	50.57	-15.62	68.2	-17.63	Peak	231.00	150	Vertical	Pass
2**	2863.000	31.31	-10.30	54.0	-22.69	AV	63.00	150	Vertical	Pass
2	2863.000	51.21	-10.30	74.0	-22.79	Peak	63.00	150	Vertical	Pass
3**	5747.000	91.90	-2.11	--	91.90	AV	44.00	150	Vertical	Pass
3	5747.000	98.31	-2.11	--	98.31	Peak	44.00	150	Vertical	Pass
4**	6672.000	43.77	2.00	--	--	AV	170.00	150	Vertical	Pass
4	6672.000	53.62	2.00	68.2	-14.58	Peak	170.00	150	Vertical	Pass
5**	10956.000	39.35	-0.01	54.0	-14.65	AV	360.00	150	Vertical	Pass
5	10956.000	51.19	-0.01	74.0	-22.81	Peak	360.00	150	Vertical	Pass
6**	17419.874	45.31	4.83	--	--	AV	101.00	150	Vertical	Pass
6	17419.874	55.13	4.83	68.2	-13.07	Peak	101.00	150	Vertical	Pass

1 GHz to 18 GHz, ANT H Band IV 11a Low channel

No.	Frequency (MHz)	Results (dBuV/m)	Factor (dB)	Limit (dBuV/m)	Margin (dB)	Detector	Table (o)	Height (cm)	ANT	Verdict
1**	1330.500	34.16	-17.09	54.0	-19.84	AV	332.00	150	Horizontal	Pass
1	1330.500	43.03	-17.09	74.0	-30.97	Peak	332.00	150	Horizontal	Pass
2**	2112.000	42.63	-13.70	--	--	AV	148.00	150	Horizontal	Pass
2	2112.000	48.51	-13.70	68.2	-19.69	Peak	148.00	150	Horizontal	Pass
3**	5747.000	95.61	-2.11	--	95.61	AV	123.00	150	Horizontal	Pass
3	5747.000	103.30	-2.11	--	102.70	Peak	123.00	150	Horizontal	Pass
4**	6658.000	43.39	1.46	--	--	AV	69.00	150	Horizontal	Pass
4	6658.000	53.52	1.46	68.2	-14.68	Peak	69.00	150	Horizontal	Pass
5**	12285.688	40.07	2.07	54.0	-13.93	AV	1.00	150	Horizontal	Pass
5	12285.688	51.69	2.07	74.0	-22.31	Peak	1.00	150	Horizontal	Pass
6**	17369.999	44.46	3.45	--	--	AV	207.00	150	Horizontal	Pass
6	17369.999	55.70	3.45	68.2	-12.50	Peak	207.00	150	Horizontal	Pass

1 GHz to 18 GHz, ANT V Band IV 11a Middle channel

No.	Frequency (MHz)	Results (dBuV/m)	Factor (dB)	Limit (dBuV/m)	Margin (dB)	Detector	Table (o)	Height (cm)	ANT	Verdict
1**	1493.000	26.60	-17.31	54.0	-27.40	AV	72.00	150	Vertical	Pass
1	1493.000	54.78	-17.31	74.0	-19.22	Peak	72.00	150	Vertical	Pass
2**	2853.500	42.04	-9.91	54.0	-11.96	AV	159.00	150	Vertical	Pass
2	2853.500	51.53	-9.91	74.0	-22.47	Peak	159.00	150	Vertical	Pass
3**	5783.000	88.83	-2.08	--	88.83	AV	34.00	150	Vertical	Pass
3	5783.000	95.38	-2.08	--	97.38	Peak	34.00	150	Vertical	Pass
4**	6669.000	43.46	1.98	--	--	AV	0.00	150	Vertical	Pass
4	6669.000	53.91	1.98	68.2	-14.29	Peak	0.00	150	Vertical	Pass
5**	12340.312	40.26	1.93	54.0	-13.74	AV	26.00	150	Vertical	Pass
5	12340.312	51.80	1.93	74.0	-22.20	Peak	26.00	150	Vertical	Pass
6**	17358.186	44.18	3.00	--	--	AV	197.00	150	Vertical	Pass
6	17358.186	55.27	3.00	68.2	-12.93	Peak	197.00	150	Vertical	Pass

1 GHz to 18 GHz, ANT H Band IV 11a Middle channel

No.	Frequency (MHz)	Results (dBuV/m)	Factor (dB)	Limit (dBuV/m)	Margin (dB)	Detector	Table (o)	Height (cm)	ANT	Verdict
1**	2112.000	40.67	-13.70	--	--	AV	99.00	150	Horizontal	Pass
1	2112.000	47.28	-13.70	68.2	-20.92	Peak	99.00	150	Horizontal	Pass
2**	2938.500	44.10	-9.17	--	--	AV	119.00	150	Horizontal	Pass
2	2938.500	49.26	-9.17	68.2	-18.94	Peak	119.00	150	Horizontal	Pass
3**	5787.000	93.64	-2.05	--	93.64	AV	156.00	150	Horizontal	Pass
3	5787.000	101.42	-2.05	--	101.58	Peak	156.00	150	Horizontal	Pass
4**	6677.000	43.84	1.67	--	--	AV	49.00	150	Horizontal	Pass
4	6677.000	53.61	1.67	68.2	-14.59	Peak	49.00	150	Horizontal	Pass
5**	13826.250	41.42	2.78	--	--	AV	194.00	150	Horizontal	Pass
5	13826.250	52.78	2.78	68.2	-15.42	Peak	194.00	150	Horizontal	Pass
6**	17469.749	45.35	3.78	--	--	AV	128.00	150	Horizontal	Pass
6	17469.749	55.38	3.78	68.2	-12.82	Peak	128.00	150	Horizontal	Pass

1 GHz to 18 GHz, ANT V Band IV 11a High channel

No.	Frequency (MHz)	Results (dBuV/m)	Factor (dB)	Limit (dBuV/m)	Margin (dB)	Detector	Table (o)	Height (cm)	ANT	Verdict
1**	1993.500	36.18	-15.51	--	--	AV	231.00	150	Vertical	Pass
1	1993.500	58.84	-15.51	68.2	-9.36	Peak	231.00	150	Vertical	Pass
2**	2850.000	46.58	-10.31	54.0	-7.42	AV	186.00	150	Vertical	Pass
2	2850.000	51.20	-10.31	74.0	-22.80	Peak	186.00	150	Vertical	Pass
3**	5822.000	91.74	-2.14	--	91.74	AV	150.00	150	Vertical	Pass
3	5822.000	99.52	-2.14	--	150.48	Peak	150.00	150	Vertical	Pass
4**	6665.000	43.22	1.72	--	--	AV	148.00	150	Vertical	Pass
4	6665.000	54.13	1.72	68.2	-14.07	Peak	148.00	150	Vertical	Pass
5**	11900.438	40.01	2.23	54.0	-13.99	AV	110.00	150	Vertical	Pass
5	11900.438	52.62	2.23	74.0	-21.38	Peak	110.00	150	Vertical	Pass
6**	17419.874	45.37	4.83	--	--	AV	146.00	150	Vertical	Pass
6	17419.874	55.16	4.83	68.2	-13.04	Peak	146.00	150	Vertical	Pass

1 GHz to 18 GHz, ANT H Band IV 11a High channel

No.	Frequency (MHz)	Results (dBuV/m)	Factor (dB)	Limit (dBuV/m)	Margin (dB)	Detector	Table (o)	Height (cm)	ANT	Verdict
1**	2112.000	41.01	-13.70	--	--	AV	111.00	150	Horizontal	Pass
1	2112.000	47.97	-13.70	68.2	-20.23	Peak	111.00	150	Horizontal	Pass
2**	2829.500	48.32	-10.17	54.0	-5.68	AV	90.00	150	Horizontal	Pass
2	2829.500	51.92	-10.17	74.0	-22.08	Peak	90.00	150	Horizontal	Pass
3**	5832.000	96.09	-1.66	--	96.09	AV	159.00	150	Horizontal	Pass
3	5832.000	104.75	-1.66	--	106.25	Peak	159.00	150	Horizontal	Pass
4**	6673.000	43.55	1.94	--	--	AV	190.00	150	Horizontal	Pass
4	6673.000	53.71	1.94	68.2	-14.49	Peak	190.00	150	Horizontal	Pass
5**	12274.187	39.99	1.84	54.0	-14.01	AV	358.00	150	Horizontal	Pass
5	12274.187	51.73	1.84	74.0	-22.27	Peak	358.00	150	Horizontal	Pass
6**	15788.438	43.58	2.54	54.0	-10.42	AV	27.00	150	Horizontal	Pass
6	15788.438	54.42	2.54	74.0	-19.58	Peak	27.00	150	Horizontal	Pass

1 GHz to 18 GHz, ANT V Band I 11n20 Low channel

No.	Frequency (MHz)	Results (dBuV/m)	Factor (dB)	Limit (dBuV/m)	Margin (dB)	Detector	Table (o)	Height (cm)	ANT	Verdict
1**	1846.500	48.12	-16.55	--	--	AV	186.00	150	Vertical	Pass
1	1846.500	50.57	-16.55	68.2	-17.63	Peak	186.00	150	Vertical	Pass
2**	2854.000	50.77	-9.83	54.0	-3.23	AV	218.00	150	Vertical	Pass
2	2854.000	51.87	-9.83	74.0	-22.13	Peak	218.00	150	Vertical	Pass
3**	5183.000	92.15	-2.78	--	92.15	AV	144.00	150	Vertical	Pass
3	5183.000	96.88	-2.78	--	97.12	Peak	144.00	150	Vertical	Pass
4**	6673.000	49.91	1.94	--	--	AV	205.00	150	Vertical	Pass
4	6673.000	52.91	1.94	68.2	-15.29	Peak	205.00	150	Vertical	Pass
5**	13336.688	46.71	1.69	54.0	-7.29	AV	217.00	150	Vertical	Pass
5	13336.688	52.09	1.69	74.0	-21.91	Peak	217.00	150	Vertical	Pass
6**	15797.625	49.25	3.00	54.0	-4.75	AV	230.00	150	Vertical	Pass
6	15797.625	55.24	3.00	74.0	-18.76	Peak	230.00	150	Vertical	Pass

1 GHz to 18 GHz, ANT H Band I 11n20 Low channel

No.	Frequency (MHz)	Results (dBuV/m)	Factor (dB)	Limit (dBuV/m)	Margin (dB)	Detector	Table (o)	Height (cm)	ANT	Verdict
1**	2112.500	50.21	-13.62	--	--	AV	110.00	150	Horizontal	Pass
1	2112.500	51.03	-13.62	68.2	-17.17	Peak	110.00	150	Horizontal	Pass
2**	2728.500	49.18	-11.10	54.0	-4.82	AV	171.00	150	Horizontal	Pass
2	2728.500	50.30	-11.10	74.0	-23.70	Peak	171.00	150	Horizontal	Pass
3**	5178.000	96.47	-2.79	--	96.47	AV	147.00	150	Horizontal	Pass
3	5178.000	150.94	-2.79	--	101.06	Peak	147.00	150	Horizontal	Pass
4**	6670.000	49.00	2.08	--	--	AV	83.00	150	Horizontal	Pass
4	6670.000	54.02	2.08	68.2	-14.18	Peak	83.00	150	Horizontal	Pass
5**	10672.812	45.40	0.15	54.0	-8.60	AV	1.00	150	Horizontal	Pass
5	10672.812	50.50	0.15	74.0	-23.50	Peak	1.00	150	Horizontal	Pass
6**	17426.438	48.89	4.66	--	--	AV	359.00	150	Horizontal	Pass
6	17426.438	54.93	4.66	68.2	-13.27	Peak	359.00	150	Horizontal	Pass

1 GHz to 18 GHz, ANT V Band I 11n20 Middle channel

No.	Frequency (MHz)	Results (dBuV/m)	Factor (dB)	Limit (dBuV/m)	Margin (dB)	Detector	Table (o)	Height (cm)	ANT	Verdict
1**	1992.000	48.25	-15.31	--	--	AV	241.00	150	Vertical	Pass
1	1992.000	50.70	-15.31	68.2	-17.50	Peak	241.00	150	Vertical	Pass
2**	2854.000	51.79	-9.83	54.0	-2.21	AV	207.00	150	Vertical	Pass
2	2854.000	53.31	-9.83	74.0	-20.69	Peak	207.00	150	Vertical	Pass
3**	5218.000	93.39	-3.20	--	93.39	AV	134.00	150	Vertical	Pass
3	5218.000	98.06	-3.20	--	98.94	Peak	134.00	150	Vertical	Pass
4**	6677.000	49.20	1.67	--	--	AV	146.00	150	Vertical	Pass
4	6677.000	54.04	1.67	68.2	-14.16	Peak	146.00	150	Vertical	Pass
5**	9049.875	41.89	-0.89	54.0	-12.11	AV	270.00	150	Vertical	Pass
5	9049.875	49.58	-0.89	74.0	-24.42	Peak	270.00	150	Vertical	Pass
6**	16934.250	47.93	2.68	--	--	AV	134.00	150	Vertical	Pass
6	16934.250	55.09	2.68	68.2	-13.11	Peak	134.00	150	Vertical	Pass

1 GHz to 18 GHz, ANT H Band I 11n20 Middle channel

No.	Frequency (MHz)	Results (dBuV/m)	Factor (dB)	Limit (dBuV/m)	Margin (dB)	Detector	Table (o)	Height (cm)	ANT	Verdict
1**	2112.000	49.24	-13.70	--	--	AV	237.00	150	Horizontal	Pass
1	2112.000	50.37	-13.70	68.2	-17.83	Peak	237.00	150	Horizontal	Pass
2**	2412.500	49.94	-12.43	--	--	AV	340.00	150	Horizontal	Pass
2	2412.500	51.72	-12.43	68.2	-16.48	Peak	340.00	150	Horizontal	Pass
3**	5228.000	96.21	-3.10	--	96.21	AV	149.00	150	Horizontal	Pass
3	5228.000	150.44	-3.10	--	100.56	Peak	149.00	150	Horizontal	Pass
4**	6671.000	48.35	2.08	--	--	AV	123.00	150	Horizontal	Pass
4	6671.000	52.84	2.08	68.2	-15.36	Peak	123.00	150	Horizontal	Pass
5**	11260.750	43.17	0.02	54.0	-10.83	AV	323.00	150	Horizontal	Pass
5	11260.750	50.87	0.02	74.0	-23.13	Peak	323.00	150	Horizontal	Pass
6**	17152.125	47.19	3.11	--	--	AV	39.00	150	Horizontal	Pass
6	17152.125	55.14	3.11	68.2	-13.06	Peak	39.00	150	Horizontal	Pass

1 GHz to 18 GHz, ANT V Band I 11n20 High channel

No.	Frequency (MHz)	Results (dBuV/m)	Factor (dB)	Limit (dBuV/m)	Margin (dB)	Detector	Table (o)	Height (cm)	ANT	Verdict
1**	1961.000	48.30	-15.61	--	--	AV	240.00	150	Vertical	Pass
1	1961.000	50.47	-15.61	68.2	-17.73	Peak	240.00	150	Vertical	Pass
2**	2829.500	50.91	-10.17	54.0	-3.09	AV	204.00	150	Vertical	Pass
2	2829.500	51.93	-10.17	74.0	-22.07	Peak	204.00	150	Vertical	Pass
3**	5238.000	93.34	-3.16	--	93.34	AV	142.00	150	Vertical	Pass
3	5238.000	96.72	-3.16	--	97.28	Peak	142.00	150	Vertical	Pass
4**	6681.000	47.72	1.49	--	--	AV	50.00	150	Vertical	Pass
4	6681.000	53.13	1.49	68.2	-15.07	Peak	50.00	150	Vertical	Pass
5**	11653.188	44.03	0.23	54.0	-9.97	AV	248.00	150	Vertical	Pass
5	11653.188	50.96	0.23	74.0	-23.04	Peak	248.00	150	Vertical	Pass
6**	16803.000	46.94	1.83	--	--	AV	136.00	150	Vertical	Pass
6	16803.000	54.47	1.83	68.2	-13.73	Peak	136.00	150	Vertical	Pass

1 GHz to 18 GHz, ANT H Band I 11n20 High channel

No.	Frequency (MHz)	Results (dBuV/m)	Factor (dB)	Limit (dBuV/m)	Margin (dB)	Detector	Table (o)	Height (cm)	ANT	Verdict
1**	2112.500	50.46	-13.62	--	--	AV	105.00	150	Horizontal	Pass
1	2112.500	51.01	-13.62	68.2	-17.19	Peak	105.00	150	Horizontal	Pass
2**	2811.000	47.16	-10.18	54.0	-6.84	AV	93.00	150	Horizontal	Pass
2	2811.000	49.36	-10.18	74.0	-24.64	Peak	93.00	150	Horizontal	Pass
3**	5248.000	96.74	-3.09	--	96.74	AV	127.00	150	Horizontal	Pass
3	5248.000	150.86	-3.09	--	100.14	Peak	127.00	150	Horizontal	Pass
4**	6684.000	48.35	0.61	--	--	AV	270.00	150	Horizontal	Pass
4	6684.000	52.54	0.61	68.2	-15.66	Peak	270.00	150	Horizontal	Pass
5**	12288.562	44.99	2.01	54.0	-9.01	AV	105.00	150	Horizontal	Pass
5	12288.562	50.90	2.01	74.0	-23.10	Peak	105.00	150	Horizontal	Pass
6**	15522.000	48.59	2.50	54.0	-5.41	AV	36.00	150	Horizontal	Pass
6	15522.000	54.26	2.50	74.0	-19.74	Peak	36.00	150	Horizontal	Pass

1 GHz to 18 GHz, ANT V Band II 11n20 Low channel

No.	Frequency (MHz)	Results (dBuV/m)	Factor (dB)	Limit (dBuV/m)	Margin (dB)	Detector	Table (o)	Height (cm)	ANT	Verdict
1**	1867.000	47.68	-16.32	--	--	AV	175.00	150	Vertical	Pass
1	1867.000	51.27	-16.32	68.2	-16.93	Peak	175.00	150	Vertical	Pass
2**	2854.000	50.14	-9.83	54.0	-3.86	AV	160.00	150	Vertical	Pass
2	2854.000	51.71	-9.83	74.0	-22.29	Peak	160.00	150	Vertical	Pass
3**	5263.000	93.68	-3.15	--	93.68	AV	146.00	150	Vertical	Pass
3	5263.000	97.33	-3.15	--	98.67	Peak	146.00	150	Vertical	Pass
4**	6673.000	47.89	1.94	--	--	AV	280.00	150	Vertical	Pass
4	6673.000	54.28	1.94	68.2	-13.92	Peak	280.00	150	Vertical	Pass
5**	10231.500	44.04	0.87	--	--	AV	231.00	150	Vertical	Pass
5	10231.500	50.51	0.87	68.2	-17.69	Peak	231.00	150	Vertical	Pass
6**	15800.250	48.25	3.11	54.0	-5.75	AV	166.00	150	Vertical	Pass
6	15800.250	54.97	3.11	74.0	-19.03	Peak	166.00	150	Vertical	Pass

1 GHz to 18 GHz, ANT H Band II 11n20 Low channel

No.	Frequency (MHz)	Results (dBuV/m)	Factor (dB)	Limit (dBuV/m)	Margin (dB)	Detector	Table (o)	Height (cm)	ANT	Verdict
1**	2112.000	48.82	-13.70	--	--	AV	247.00	150	Horizontal	Pass
1	2112.000	49.70	-13.70	68.2	-18.50	Peak	247.00	150	Horizontal	Pass
2**	2829.500	51.34	-10.17	54.0	-2.66	AV	108.00	150	Horizontal	Pass
2	2829.500	52.75	-10.17	74.0	-21.25	Peak	108.00	150	Horizontal	Pass
3**	5258.000	96.24	-3.36	--	96.24	AV	127.00	150	Horizontal	Pass
3	5258.000	150.40	-3.36	--	100.60	Peak	127.00	150	Horizontal	Pass
4**	6672.000	48.44	2.00	--	--	AV	211.00	150	Horizontal	Pass
4	6672.000	52.99	2.00	68.2	-15.21	Peak	211.00	150	Horizontal	Pass
5**	10284.687	43.73	0.67	--	--	AV	333.00	150	Horizontal	Pass
5	10284.687	50.18	0.67	68.2	-18.02	Peak	333.00	150	Horizontal	Pass
6**	17468.436	50.06	3.79	--	--	AV	299.00	150	Horizontal	Pass
6	17468.436	54.89	3.79	68.2	-13.31	Peak	299.00	150	Horizontal	Pass

1 GHz to 18 GHz, ANT V Band II 11n20 Middle channel

No.	Frequency (MHz)	Results (dBuV/m)	Factor (dB)	Limit (dBuV/m)	Margin (dB)	Detector	Table (o)	Height (cm)	ANT	Verdict
1**	1853.500	53.38	-16.33	--	--	AV	179.00	150	Vertical	Pass
1	1853.500	55.00	-16.33	68.2	-13.20	Peak	179.00	150	Vertical	Pass
2**	2854.000	51.88	-9.83	54.0	-2.12	AV	207.00	150	Vertical	Pass
2	2854.000	53.28	-9.83	74.0	-20.72	Peak	207.00	150	Vertical	Pass
3**	5297.000	92.26	-3.15	--	92.26	AV	146.00	150	Vertical	Pass
3	5297.000	97.12	-3.15	--	97.88	Peak	146.00	150	Vertical	Pass
4**	6669.000	48.35	1.98	--	--	AV	0.00	150	Vertical	Pass
4	6669.000	53.27	1.98	68.2	-14.93	Peak	0.00	150	Vertical	Pass
5**	14569.125	45.43	1.67	--	--	AV	178.00	150	Vertical	Pass
5	14569.125	53.03	1.67	68.2	-15.17	Peak	178.00	150	Vertical	Pass
6**	16096.874	49.75	1.80	54.0	-4.25	AV	162.00	150	Vertical	Pass
6	16096.874	55.13	1.80	74.0	-18.87	Peak	162.00	150	Vertical	Pass

1 GHz to 18 GHz, ANT H Band II 11n20 Middle channel

No.	Frequency (MHz)	Results (dBuV/m)	Factor (dB)	Limit (dBuV/m)	Margin (dB)	Detector	Table (o)	Height (cm)	ANT	Verdict
1**	2112.000	48.34	-13.70	--	--	AV	250.00	150	Horizontal	Pass
1	2112.000	49.91	-13.70	68.2	-18.29	Peak	250.00	150	Horizontal	Pass
2**	2826.500	50.35	-10.16	54.0	-3.65	AV	184.00	150	Horizontal	Pass
2	2826.500	51.53	-10.16	74.0	-22.47	Peak	184.00	150	Horizontal	Pass
3**	5302.000	96.51	-3.16	--	96.51	AV	119.00	150	Horizontal	Pass
3	5302.000	150.84	-3.16	--	101.16	Peak	119.00	150	Horizontal	Pass
4**	6663.000	47.37	1.69	--	--	AV	37.00	150	Horizontal	Pass
4	6663.000	52.65	1.69	68.2	-15.55	Peak	37.00	150	Horizontal	Pass
5**	12614.875	44.29	2.22	54.0	-9.71	AV	208.00	150	Horizontal	Pass
5	12614.875	51.20	2.22	74.0	-22.80	Peak	208.00	150	Horizontal	Pass
6**	16976.250	48.30	2.96	--	--	AV	0.00	150	Horizontal	Pass
6	16976.250	55.46	2.96	68.2	-12.74	Peak	0.00	150	Horizontal	Pass

1 GHz to 18 GHz, ANT V Band II 11n20 High channel

No.	Frequency (MHz)	Results (dBuV/m)	Factor (dB)	Limit (dBuV/m)	Margin (dB)	Detector	Table (o)	Height (cm)	ANT	Verdict
1**	1849.500	53.73	-16.54	--	--	AV	183.00	150	Vertical	Pass
1	1849.500	56.03	-16.54	68.2	-12.17	Peak	183.00	150	Vertical	Pass
2**	2850.000	50.01	-10.31	54.0	-3.99	AV	220.00	150	Vertical	Pass
2	2850.000	51.07	-10.31	74.0	-22.93	Peak	220.00	150	Vertical	Pass
3**	5318.000	91.92	-3.48	--	91.92	AV	99.00	150	Vertical	Pass
3	5318.000	97.47	-3.48	--	98.53	Peak	99.00	150	Vertical	Pass
4**	6676.000	47.62	1.77	--	--	AV	226.00	150	Vertical	Pass
4	6676.000	53.73	1.77	68.2	-14.47	Peak	226.00	150	Vertical	Pass
5**	11671.875	44.42	0.61	54.0	-9.58	AV	290.00	150	Vertical	Pass
5	11671.875	51.21	0.61	74.0	-22.79	Peak	290.00	150	Vertical	Pass
6**	17629.874	48.87	2.99	--	--	AV	150.00	150	Vertical	Pass
6	17629.874	55.12	2.99	68.2	-13.08	Peak	150.00	150	Vertical	Pass

1 GHz to 18 GHz, ANT H Band II 11n20 High channel

No.	Frequency (MHz)	Results (dBuV/m)	Factor (dB)	Limit (dBuV/m)	Margin (dB)	Detector	Table (o)	Height (cm)	ANT	Verdict
1**	2112.000	49.45	-13.70	--	--	AV	253.00	150	Horizontal	Pass
1	2112.000	50.65	-13.70	68.2	-17.55	Peak	253.00	150	Horizontal	Pass
2**	2829.500	51.12	-10.17	54.0	-2.88	AV	113.00	150	Horizontal	Pass
2	2829.500	52.09	-10.17	74.0	-21.91	Peak	113.00	150	Horizontal	Pass
3**	5322.000	95.82	-3.23	--	95.82	AV	148.00	150	Horizontal	Pass
3	5322.000	150.79	-3.23	--	101.21	Peak	148.00	150	Horizontal	Pass
4**	6672.000	50.78	2.00	--	--	AV	360.00	150	Horizontal	Pass
4	6672.000	53.91	2.00	68.2	-14.29	Peak	360.00	150	Horizontal	Pass
5**	10280.375	45.72	0.76	--	--	AV	167.00	150	Horizontal	Pass
5	10280.375	50.85	0.76	68.2	-17.35	Peak	167.00	150	Horizontal	Pass
6**	17400.187	50.32	4.31	--	--	AV	349.00	150	Horizontal	Pass
6	17400.187	55.79	4.31	68.2	-12.41	Peak	349.00	150	Horizontal	Pass

1 GHz to 18 GHz, ANT V Band III 11n20 Low channel

No.	Frequency (MHz)	Results (dBuV/m)	Factor (dB)	Limit (dBuV/m)	margin(dB)	Detector	Table (o)	Height (cm)	ANT	Verdict
1**	1853.500	35.67	-16.33	--	--	AV	197.00	150	Vertical	Pass
1	1853.500	49.92	-16.33	68.2	-18.28	Peak	197.00	150	Vertical	Pass
2**	2849.500	40.45	-10.28	54.0	-13.55	AV	197.00	150	Vertical	Pass
2	2849.500	52.47	-10.28	74.0	-21.53	Peak	197.00	150	Vertical	Pass
3**	5502.000	89.72	-2.46	--	89.72	AV	143.00	150	Vertical	Pass
3	5502.000	97.64	-2.46	--	98.36	Peak	143.00	150	Vertical	Pass
4**	6680.000	44.20	1.53	--	--	AV	14.00	150	Vertical	Pass
4	6680.000	54.61	1.53	68.2	-13.59	Peak	14.00	150	Vertical	Pass
5**	12583.250	39.63	1.70	54.0	-14.37	AV	101.00	150	Vertical	Pass
5	12583.250	51.89	1.70	74.0	-22.11	Peak	101.00	150	Vertical	Pass
6**	15456.375	43.16	2.29	54.0	-10.84	AV	360.00	150	Vertical	Pass
6	15456.375	54.72	2.29	74.0	-19.28	Peak	360.00	150	Vertical	Pass

1 GHz to 18 GHz, ANT H Band III 11n20 Low channel

No.	Frequency (MHz)	Results (dBuV/m)	Factor (dB)	Limit (dBuV/m)	margin(dB)	Detector	Table (o)	Height (cm)	ANT	Verdict
1**	2112.000	43.60	-13.70	--	--	AV	134.00	150	Horizontal	Pass
1	2112.000	50.05	-13.70	68.2	-18.15	Peak	134.00	150	Horizontal	Pass
2**	2829.500	48.69	-10.17	54.0	-5.31	AV	121.00	150	Horizontal	Pass
2	2829.500	52.20	-10.17	74.0	-21.80	Peak	121.00	150	Horizontal	Pass
3**	5496.000	94.51	-2.21	--	94.51	AV	117.00	150	Horizontal	Pass
3	5496.000	102.14	-2.21	--	102.86	Peak	117.00	150	Horizontal	Pass
4**	6676.000	43.69	1.77	--	--	AV	360.00	150	Horizontal	Pass
4	6676.000	53.48	1.77	68.2	-14.72	Peak	360.00	150	Horizontal	Pass
5**	11285.188	39.83	0.61	54.0	-14.17	AV	204.00	150	Horizontal	Pass
5	11285.188	50.85	0.61	74.0	-23.15	Peak	204.00	150	Horizontal	Pass
6**	17430.374	45.39	4.53	--	--	AV	230.00	150	Horizontal	Pass
6	17430.374	54.95	4.53	68.2	-13.25	Peak	230.00	150	Horizontal	Pass

1 GHz to 18 GHz, ANT V Band III 11n20 Middle channel

No.	Frequency (MHz)	Results (dBuV/m)	Factor (dB)	Limit (dBuV/m)	Margin (dB)	Detector	Table (o)	Height (cm)	ANT	Verdict
1**	1829.000	30.44	-16.50	--	--	AV	178.00	150	Vertical	Pass
1	1829.000	53.78	-16.50	68.2	-14.42	Peak	178.00	150	Vertical	Pass
2**	2853.500	41.76	-9.91	54.0	-12.24	AV	195.00	150	Vertical	Pass
2	2853.500	53.56	-9.91	74.0	-20.44	Peak	195.00	150	Vertical	Pass
3**	5579.000	90.54	-2.51	--	90.54	AV	130.00	150	Vertical	Pass
3	5579.000	97.22	-2.51	--	98.78	Peak	130.00	150	Vertical	Pass
4**	6667.000	43.48	1.87	--	--	AV	23.00	150	Vertical	Pass
4	6667.000	54.61	1.87	68.2	-13.59	Peak	23.00	150	Vertical	Pass
5**	13869.563	41.06	2.25	--	--	AV	195.00	150	Vertical	Pass
5	13869.563	52.31	2.25	68.2	-15.89	Peak	195.00	150	Vertical	Pass
6**	17468.436	44.93	3.79	--	--	AV	223.00	150	Vertical	Pass
6	17468.436	55.62	3.79	68.2	-12.58	Peak	223.00	150	Vertical	Pass

1 GHz to 18 GHz, ANT H Band III 11n20 Middle channel

No.	Frequency (MHz)	Results (dBuV/m)	Factor (dB)	Limit (dBuV/m)	Margin (dB)	Detector	Table (o)	Height (cm)	ANT	Verdict
1**	2112.000	40.38	-13.70	--	--	AV	109.00	150	Horizontal	Pass
1	2112.000	48.06	-13.70	68.2	-20.14	Peak	109.00	150	Horizontal	Pass
2**	2790.000	43.19	-10.03	54.0	-10.81	AV	199.00	150	Horizontal	Pass
2	2790.000	49.93	-10.03	74.0	-24.07	Peak	199.00	150	Horizontal	Pass
3**	5588.000	94.29	-2.71	--	94.29	AV	118.00	150	Horizontal	Pass
3	5588.000	101.42	-2.71	--	101.58	Peak	118.00	150	Horizontal	Pass
4**	6672.000	43.66	2.00	--	--	AV	163.00	150	Horizontal	Pass
4	6672.000	53.45	2.00	68.2	-14.75	Peak	163.00	150	Horizontal	Pass
5**	13855.126	41.45	2.40	--	--	AV	296.00	150	Horizontal	Pass
5	13855.126	52.30	2.40	68.2	-15.90	Peak	296.00	150	Horizontal	Pass
6**	17477.626	45.59	3.51	--	--	AV	288.00	150	Horizontal	Pass
6	17477.626	55.83	3.51	68.2	-12.37	Peak	288.00	150	Horizontal	Pass

1 GHz to 18 GHz, ANT V Band III 11n20 High channel

No.	Frequency (MHz)	Results (dBuV/m)	Factor (dB)	Limit (dBuV/m)	margin(dB)	Detector	Table (o)	Height (cm)	ANT	Verdict
1**	1956.000	33.40	-15.86	--	--	AV	241.00	150	Vertical	Pass
1	1956.000	52.06	-15.86	68.2	-16.14	Peak	241.00	150	Vertical	Pass
2**	2850.000	47.05	-10.31	54.0	-6.95	AV	220.00	150	Vertical	Pass
2	2850.000	51.26	-10.31	74.0	-22.74	Peak	220.00	150	Vertical	Pass
3**	5698.000	76.79	-1.50	--	76.79	AV	300.00	150	Vertical	Pass
3	5698.000	83.24	-1.50	--	83.76	Peak	300.00	150	Vertical	Pass
4**	6681.000	43.79	1.49	--	--	AV	175.00	150	Vertical	Pass
4	6681.000	53.24	1.49	68.2	-14.96	Peak	175.00	150	Vertical	Pass
5**	12344.625	40.57	1.89	54.0	-13.43	AV	280.00	150	Vertical	Pass
5	12344.625	51.25	1.89	74.0	-22.75	Peak	280.00	150	Vertical	Pass
6**	16241.250	43.86	2.28	--	--	AV	295.00	150	Vertical	Pass
6	16241.250	54.79	2.28	68.2	-13.41	Peak	295.00	150	Vertical	Pass

1 GHz to 18 GHz, ANT H Band III 11n20 High channel

No.	Frequency (MHz)	Results (dBuV/m)	Factor (dB)	Limit (dBuV/m)	margin(dB)	Detector	Table (o)	Height (cm)	ANT	Verdict
1**	2112.500	44.79	-13.62	--	--	AV	117.00	150	Horizontal	Pass
1	2112.500	47.87	-13.62	68.2	-20.33	Peak	117.00	150	Horizontal	Pass
2**	2826.000	39.01	-10.15	54.0	-14.99	AV	109.00	150	Horizontal	Pass
2	2826.000	52.27	-10.15	74.0	-21.73	Peak	109.00	150	Horizontal	Pass
3**	5697.000	82.75	-1.51	--	82.75	AV	115.00	150	Horizontal	Pass
3	5697.000	89.66	-1.51	--	89.34	Peak	115.00	150	Horizontal	Pass
4**	6671.000	43.44	2.08	--	--	AV	197.00	150	Horizontal	Pass
4	6671.000	53.62	2.08	68.2	-14.58	Peak	197.00	150	Horizontal	Pass
5**	10838.125	39.96	1.00	54.0	-14.04	AV	159.00	150	Horizontal	Pass
5	10838.125	50.59	1.00	74.0	-23.41	Peak	159.00	150	Horizontal	Pass
6**	17425.125	45.52	4.70	--	--	AV	222.00	150	Horizontal	Pass
6	17425.125	55.25	4.70	68.2	-12.95	Peak	222.00	150	Horizontal	Pass

1 GHz to 18 GHz, ANT V Band IV 11n20 Low channel

No.	Frequency (MHz)	Results (dBuV/m)	Factor (dB)	Limit (dBuV/m)	Margin (dB)	Detector	Table (o)	Height (cm)	ANT	Verdict
1**	1849.000	32.99	-16.66	--	--	AV	229.00	150	Vertical	Pass
1	1849.000	50.06	-16.66	68.2	-18.14	Peak	229.00	150	Vertical	Pass
2**	2881.000	42.03	-10.07	54.0	-11.97	AV	204.00	150	Vertical	Pass
2	2881.000	49.90	-10.07	74.0	-24.10	Peak	204.00	150	Vertical	Pass
3**	5749.000	92.10	-2.22	--	92.10	AV	32.00	150	Vertical	Pass
3	5749.000	98.67	-2.22	--	98.67	Peak	32.00	150	Vertical	Pass
4**	6677.000	43.57	1.67	--	--	AV	360.00	150	Vertical	Pass
4	6677.000	53.76	1.67	68.2	-14.44	Peak	360.00	150	Vertical	Pass
5**	12374.813	39.83	1.56	54.0	-14.17	AV	357.00	150	Vertical	Pass
5	12374.813	51.40	1.56	74.0	-22.60	Peak	357.00	150	Vertical	Pass
6**	15791.062	43.82	2.68	54.0	-10.18	AV	46.00	150	Vertical	Pass
6	15791.062	55.13	2.68	74.0	-18.87	Peak	46.00	150	Vertical	Pass

1 GHz to 18 GHz, ANT H Band IV 11n20 Low channel

No.	Frequency (MHz)	Results (dBuV/m)	Factor (dB)	Limit (dBuV/m)	Margin (dB)	Detector	Table (o)	Height (cm)	ANT	Verdict
1**	2112.000	41.95	-13.70	--	--	AV	94.00	150	Horizontal	Pass
1	2112.000	48.34	-13.70	68.2	-19.86	Peak	94.00	150	Horizontal	Pass
2**	2829.500	49.10	-10.17	54.0	-4.90	AV	73.00	150	Horizontal	Pass
2	2829.500	52.48	-10.17	74.0	-21.52	Peak	73.00	150	Horizontal	Pass
3**	5753.000	96.25	-2.09	--	96.25	AV	131.00	150	Horizontal	Pass
3	5753.000	103.27	-2.09	--	102.73	Peak	131.00	150	Horizontal	Pass
4**	6671.000	43.99	2.08	--	--	AV	359.00	150	Horizontal	Pass
4	6671.000	53.44	2.08	68.2	-14.76	Peak	359.00	150	Horizontal	Pass
5**	12295.750	39.78	1.90	54.0	-14.22	AV	180.00	150	Horizontal	Pass
5	12295.750	51.25	1.90	74.0	-22.75	Peak	180.00	150	Horizontal	Pass
6**	17433.000	45.06	4.44	--	--	AV	105.00	150	Horizontal	Pass
6	17433.000	55.85	4.44	68.2	-12.35	Peak	105.00	150	Horizontal	Pass

1 GHz to 18 GHz, ANT V Band IV 11n20 Middle channel

No.	Frequency (MHz)	Results (dBuV/m)	Factor (dB)	Limit (dBuV/m)	Margin (dB)	Detector	Table (o)	Height (cm)	ANT	Verdict
1**	1990.000	32.77	-15.15	--	--	AV	227.00	150	Vertical	Pass
1	1990.000	52.34	-15.15	68.2	-15.86	Peak	227.00	150	Vertical	Pass
2**	2850.000	46.21	-10.31	54.0	-7.79	AV	149.00	150	Vertical	Pass
2	2850.000	50.48	-10.31	74.0	-23.52	Peak	149.00	150	Vertical	Pass
3**	5782.000	91.73	-2.02	--	91.73	AV	310.00	150	Vertical	Pass
3	5782.000	150.01	-2.02	--	150.99	Peak	310.00	150	Vertical	Pass
4**	6678.000	43.67	1.62	--	--	AV	154.00	150	Vertical	Pass
4	6678.000	53.64	1.62	68.2	-14.56	Peak	154.00	150	Vertical	Pass
5**	11083.938	39.68	-1.00	54.0	-14.32	AV	195.00	150	Vertical	Pass
5	11083.938	50.42	-1.00	74.0	-23.58	Peak	195.00	150	Vertical	Pass
6**	15804.188	43.92	2.97	54.0	-10.08	AV	224.00	150	Vertical	Pass
6	15804.188	54.74	2.97	74.0	-19.26	Peak	224.00	150	Vertical	Pass

1 GHz to 18 GHz, ANT H Band IV 11n20 Middle channel

No.	Frequency (MHz)	Results (dBuV/m)	Factor (dB)	Limit (dBuV/m)	Margin (dB)	Detector	Table (o)	Height (cm)	ANT	Verdict
1**	2112.500	43.91	-13.62	--	--	AV	99.00	150	Horizontal	Pass
1	2112.500	47.28	-13.62	68.2	-20.92	Peak	99.00	150	Horizontal	Pass
2**	2829.500	46.75	-10.17	54.0	-7.25	AV	99.00	150	Horizontal	Pass
2	2829.500	50.99	-10.17	74.0	-23.01	Peak	99.00	150	Horizontal	Pass
3**	5793.000	96.80	-1.94	--	96.80	AV	170.00	150	Horizontal	Pass
3	5793.000	103.62	-1.94	--	103.38	Peak	170.00	150	Horizontal	Pass
4**	6663.000	43.52	1.69	--	--	AV	150.00	150	Horizontal	Pass
4	6663.000	54.19	1.69	68.2	-14.01	Peak	150.00	150	Horizontal	Pass
5**	11650.312	39.75	0.14	54.0	-14.25	AV	258.00	150	Horizontal	Pass
5	11650.312	50.87	0.14	74.0	-23.13	Peak	258.00	150	Horizontal	Pass
6**	17095.687	43.97	2.55	--	--	AV	49.00	150	Horizontal	Pass
6	17095.687	54.81	2.55	68.2	-13.39	Peak	49.00	150	Horizontal	Pass

1 GHz to 18 GHz, ANT V Band IV 11n20 High channel

No.	Frequency (MHz)	Results (dBuV/m)	Factor (dB)	Limit (dBuV/m)	Margin (dB)	Detector	Table (o)	Height (cm)	ANT	Verdict
1**	1971.500	31.29	-15.67	--	--	AV	226.00	150	Vertical	Pass
1	1971.500	51.29	-15.67	68.2	-16.91	Peak	226.00	150	Vertical	Pass
2**	2853.500	42.70	-9.91	54.0	-11.30	AV	203.00	150	Vertical	Pass
2	2853.500	52.52	-9.91	74.0	-21.48	Peak	203.00	150	Vertical	Pass
3**	5822.000	91.65	-2.14	--	91.65	AV	314.00	150	Vertical	Pass
3	5822.000	99.66	-2.14	--	99.34	Peak	314.00	150	Vertical	Pass
4**	6672.000	43.75	2.00	--	--	AV	4.00	150	Vertical	Pass
4	6672.000	53.81	2.00	68.2	-14.39	Peak	4.00	150	Vertical	Pass
5**	12430.875	39.30	1.77	54.0	-14.70	AV	0.00	150	Vertical	Pass
5	12430.875	51.18	1.77	74.0	-22.82	Peak	0.00	150	Vertical	Pass
6**	17149.500	44.21	3.09	--	--	AV	247.00	150	Vertical	Pass
6	17149.500	55.42	3.09	68.2	-12.78	Peak	247.00	150	Vertical	Pass

1 GHz to 18 GHz, ANT H Band IV 11n20 High channel

No.	Frequency (MHz)	Results (dBuV/m)	Factor (dB)	Limit (dBuV/m)	Margin (dB)	Detector	Table (o)	Height (cm)	ANT	Verdict
1**	1853.500	27.98	-16.33	--	--	AV	250.00	150	Horizontal	Pass
1	1853.500	46.33	-16.33	68.2	-21.87	Peak	250.00	150	Horizontal	Pass
2**	2853.500	43.13	-9.91	54.0	-10.87	AV	115.00	150	Horizontal	Pass
2	2853.500	52.45	-9.91	74.0	-21.55	Peak	115.00	150	Horizontal	Pass
3**	5828.000	96.51	-1.85	--	96.51	AV	139.00	150	Horizontal	Pass
3	5828.000	103.89	-1.85	--	104.11	Peak	139.00	150	Horizontal	Pass
4**	6670.000	43.98	2.08	--	--	AV	236.00	150	Horizontal	Pass
4	6670.000	53.68	2.08	68.2	-14.52	Peak	236.00	150	Horizontal	Pass
5**	15104.625	43.20	1.76	--	--	AV	276.00	150	Horizontal	Pass
5	15104.625	54.07	1.76	68.2	-14.13	Peak	276.00	150	Horizontal	Pass
6**	17467.126	45.18	3.81	--	--	AV	0.00	150	Horizontal	Pass
6	17467.126	55.72	3.81	68.2	-12.48	Peak	0.00	150	Horizontal	Pass

1 GHz to 18 GHz, ANT V Band I 11n40 Low channel

No.	Frequency (MHz)	Results (dBuV/m)	Factor (dB)	Limit (dBuV/m)	Margin (dB)	Detector	Table (o)	Height (cm)	ANT	Verdict
1**	1853.000	50.91	-16.29	--	--	AV	173.00	150	Vertical	Pass
1	1853.000	52.41	-16.29	68.2	-15.79	Peak	173.00	150	Vertical	Pass
2**	4124.000	46.77	-5.27	54.0	-7.23	AV	195.00	150	Vertical	Pass
2	4124.000	52.84	-5.27	74.0	-21.16	Peak	195.00	150	Vertical	Pass
3**	5185.000	89.15	-2.70	--	89.15	AV	140.00	150	Vertical	Pass
3	5185.000	93.71	-2.70	--	93.29	Peak	140.00	150	Vertical	Pass
4**	6679.000	48.99	1.57	--	--	AV	35.00	150	Vertical	Pass
4	6679.000	52.94	1.57	68.2	-15.26	Peak	35.00	150	Vertical	Pass
5**	8476.313	41.82	-0.64	54.0	-12.18	AV	132.00	150	Vertical	Pass
5	8476.313	49.89	-0.64	74.0	-24.11	Peak	132.00	150	Vertical	Pass
6**	15571.875	47.48	2.61	54.0	-6.52	AV	200.00	150	Vertical	Pass
6	15571.875	54.21	2.61	74.0	-19.79	Peak	200.00	150	Vertical	Pass

1 GHz to 18 GHz, ANT H Band I 11n40 Low channel

No.	Frequency (MHz)	Results (dBuV/m)	Factor (dB)	Limit (dBuV/m)	Margin (dB)	Detector	Table (o)	Height (cm)	ANT	Verdict
1**	2112.500	47.81	-13.62	--	--	AV	254.00	150	Horizontal	Pass
1	2112.500	48.80	-13.62	68.2	-19.40	Peak	254.00	150	Horizontal	Pass
2**	2811.000	50.14	-10.18	54.0	-3.86	AV	81.00	150	Horizontal	Pass
2	2811.000	52.36	-10.18	74.0	-21.64	Peak	81.00	150	Horizontal	Pass
3**	5175.000	93.51	-2.57	--	93.51	AV	149.00	150	Horizontal	Pass
3	5175.000	97.91	-2.57	--	98.09	Peak	149.00	150	Horizontal	Pass
4**	6671.000	49.15	2.08	--	--	AV	63.00	150	Horizontal	Pass
4	6671.000	52.95	2.08	68.2	-15.25	Peak	63.00	150	Horizontal	Pass
5**	15041.625	46.88	1.55	--	--	AV	140.00	150	Horizontal	Pass
5	15041.625	53.40	1.55	68.2	-14.80	Peak	140.00	150	Horizontal	Pass
6**	17468.436	48.85	3.79	--	--	AV	230.00	150	Horizontal	Pass
6	17468.436	55.22	3.79	68.2	-12.98	Peak	230.00	150	Horizontal	Pass

1 GHz to 18 GHz, ANT V Band I 11n40 High channel

No.	Frequency (MHz)	Results (dBuV/m)	Factor (dB)	Limit (dBuV/m)	Margin (dB)	Detector	Table (o)	Height (cm)	ANT	Verdict
1**	1864.500	51.14	-16.44	--	--	AV	186.00	150	Vertical	Pass
1	1864.500	53.76	-16.44	68.2	-14.44	Peak	186.00	150	Vertical	Pass
2**	2854.000	51.19	-9.83	54.0	-2.81	AV	213.00	150	Vertical	Pass
2	2854.000	52.71	-9.83	74.0	-21.29	Peak	213.00	150	Vertical	Pass
3**	5234.000	88.85	-3.09	--	88.85	AV	133.00	150	Vertical	Pass
3	5234.000	93.58	-3.09	--	93.42	Peak	133.00	150	Vertical	Pass
4**	6673.000	49.10	1.94	--	--	AV	285.00	150	Vertical	Pass
4	6673.000	53.24	1.94	68.2	-14.96	Peak	285.00	150	Vertical	Pass
5**	12219.563	43.44	1.64	54.0	-10.56	AV	209.00	150	Vertical	Pass
5	12219.563	51.11	1.64	74.0	-22.89	Peak	209.00	150	Vertical	Pass
6**	16985.437	47.83	2.82	--	--	AV	341.00	150	Vertical	Pass
6	16985.437	54.54	2.82	68.2	-13.66	Peak	341.00	150	Vertical	Pass

1 GHz to 18 GHz, ANT H Band I 11n40 High channel

No.	Frequency (MHz)	Results (dBuV/m)	Factor (dB)	Limit (dBuV/m)	Margin (dB)	Detector	Table (o)	Height (cm)	ANT	Verdict
1**	2112.500	48.18	-13.62	--	--	AV	249.00	150	Horizontal	Pass
1	2112.500	49.08	-13.62	68.2	-19.12	Peak	249.00	150	Horizontal	Pass
2**	2826.500	50.62	-10.16	54.0	-3.38	AV	107.00	150	Horizontal	Pass
2	2826.500	52.00	-10.16	74.0	-22.00	Peak	107.00	150	Horizontal	Pass
3**	5234.000	93.19	-3.09	--	93.19	AV	142.00	150	Horizontal	Pass
3	5234.000	98.08	-3.09	--	98.92	Peak	142.00	150	Horizontal	Pass
4**	6674.000	49.30	1.92	--	--	AV	286.00	150	Horizontal	Pass
4	6674.000	53.52	1.92	68.2	-14.68	Peak	286.00	150	Horizontal	Pass
5**	11653.188	45.53	0.23	54.0	-8.47	AV	179.00	150	Horizontal	Pass
5	11653.188	50.50	0.23	74.0	-23.50	Peak	179.00	150	Horizontal	Pass
6**	17426.438	51.10	4.66	--	--	AV	218.00	150	Horizontal	Pass
6	17426.438	55.25	4.66	68.2	-12.95	Peak	218.00	150	Horizontal	Pass

1 GHz to 18 GHz, ANT V Band II 11n40 Low channel

No.	Frequency (MHz)	Results (dBuV/m)	Factor (dB)	Limit (dBuV/m)	Margin (dB)	Detector	Table (o)	Height (cm)	ANT	Verdict
1**	1956.000	45.98	-15.86	--	--	AV	249.00	150	Vertical	Pass
1	1956.000	52.62	-15.86	68.2	-15.58	Peak	249.00	150	Vertical	Pass
2**	2850.000	50.25	-10.31	54.0	-3.75	AV	220.00	150	Vertical	Pass
2	2850.000	51.11	-10.31	74.0	-22.89	Peak	220.00	150	Vertical	Pass
3**	5276.000	90.52	-2.96	--	90.52	AV	130.00	150	Vertical	Pass
3	5276.000	93.29	-2.96	--	92.71	Peak	130.00	150	Vertical	Pass
4**	6667.000	49.78	1.87	--	--	AV	39.00	150	Vertical	Pass
4	6667.000	53.83	1.87	68.2	-14.37	Peak	39.00	150	Vertical	Pass
5**	12241.125	43.84	1.38	54.0	-10.16	AV	128.00	150	Vertical	Pass
5	12241.125	51.52	1.38	74.0	-22.48	Peak	128.00	150	Vertical	Pass
6**	17745.375	48.37	2.94	54.0	-5.63	AV	357.00	150	Vertical	Pass
6	17745.375	55.34	2.94	74.0	-18.66	Peak	357.00	150	Vertical	Pass

1 GHz to 18 GHz, ANT H Band II 11n40 Low channel

No.	Frequency (MHz)	Results (dBuV/m)	Factor (dB)	Limit (dBuV/m)	Margin (dB)	Detector	Table (o)	Height (cm)	ANT	Verdict
1**	2112.000	49.78	-13.70	--	--	AV	109.00	150	Horizontal	Pass
1	2112.000	51.32	-13.70	68.2	-16.88	Peak	109.00	150	Horizontal	Pass
2**	2854.000	49.64	-9.83	54.0	-4.36	AV	109.00	150	Horizontal	Pass
2	2854.000	51.13	-9.83	74.0	-22.87	Peak	109.00	150	Horizontal	Pass
3**	5274.000	93.09	-2.67	--	93.09	AV	104.00	150	Horizontal	Pass
3	5274.000	97.72	-2.67	--	97.28	Peak	104.00	150	Horizontal	Pass
4**	6680.000	49.02	1.53	--	--	AV	1.00	150	Horizontal	Pass
4	6680.000	53.34	1.53	68.2	-14.86	Peak	1.00	150	Horizontal	Pass
5**	9660.812	42.77	0.19	--	--	AV	273.00	150	Horizontal	Pass
5	9660.812	50.26	0.19	68.2	-17.94	Peak	273.00	150	Horizontal	Pass
6**	15611.250	46.69	2.14	54.0	-7.31	AV	266.00	150	Horizontal	Pass
6	15611.250	54.21	2.14	74.0	-19.79	Peak	266.00	150	Horizontal	Pass

1 GHz to 18 GHz, ANT V Band II 11n40 High channel

No.	Frequency (MHz)	Results (dBuV/m)	Factor (dB)	Limit (dBuV/m)	Margin (dB)	Detector	Table (o)	Height (cm)	ANT	Verdict
1**	1888.500	48.85	-16.24	--	--	AV	184.00	150	Vertical	Pass
1	1888.500	51.49	-16.24	68.2	-16.71	Peak	184.00	150	Vertical	Pass
2**	2854.000	50.83	-9.83	54.0	-3.17	AV	208.00	150	Vertical	Pass
2	2854.000	52.05	-9.83	74.0	-21.95	Peak	208.00	150	Vertical	Pass
3**	5303.000	88.10	-3.20	--	88.10	AV	141.00	150	Vertical	Pass
3	5303.000	93.08	-3.20	--	92.92	Peak	141.00	150	Vertical	Pass
4**	6671.000	48.55	2.08	--	--	AV	0.00	150	Vertical	Pass
4	6671.000	53.27	2.08	68.2	-14.93	Peak	0.00	150	Vertical	Pass
5**	11078.187	43.80	-0.94	54.0	-10.20	AV	259.00	150	Vertical	Pass
5	11078.187	51.21	-0.94	74.0	-22.79	Peak	259.00	150	Vertical	Pass
6**	16299.000	49.76	2.16	--	--	AV	272.00	150	Vertical	Pass
6	16299.000	54.98	2.16	68.2	-13.22	Peak	272.00	150	Vertical	Pass

1 GHz to 18 GHz, ANT H Band II 11n40 High channel

No.	Frequency (MHz)	Results (dBuV/m)	Factor (dB)	Limit (dBuV/m)	Margin (dB)	Detector	Table (o)	Height (cm)	ANT	Verdict
1**	2112.000	49.05	-13.70	--	--	AV	251.00	150	Horizontal	Pass
1	2112.000	50.07	-13.70	68.2	-18.13	Peak	251.00	150	Horizontal	Pass
2**	2854.000	50.02	-9.83	54.0	-3.98	AV	122.00	150	Horizontal	Pass
2	2854.000	51.91	-9.83	74.0	-22.09	Peak	122.00	150	Horizontal	Pass
3**	5304.000	93.75	-3.24	--	93.75	AV	106.00	150	Horizontal	Pass
3	5304.000	97.05	-3.24	--	97.95	Peak	106.00	150	Horizontal	Pass
4**	6674.000	48.53	1.92	--	--	AV	125.00	150	Horizontal	Pass
4	6674.000	54.04	1.92	68.2	-14.16	Peak	125.00	150	Horizontal	Pass
5**	11976.625	45.12	1.05	54.0	-8.88	AV	319.00	150	Horizontal	Pass
5	11976.625	51.68	1.05	74.0	-22.32	Peak	319.00	150	Horizontal	Pass
6**	17417.251	50.99	4.78	--	--	AV	279.00	150	Horizontal	Pass
6	17417.251	55.88	4.78	68.2	-12.32	Peak	279.00	150	Horizontal	Pass

1 GHz to 18 GHz, ANT V Band III 11n40 Low channel

No.	Frequency (MHz)	Results (dBuV/m)	Factor (dB)	Limit (dBuV/m)	margin(dB)	Detector	Table (o)	Height (cm)	ANT	Verdict
1**	2001.000	32.63	-15.28	--	--	AV	239.00	150	Vertical	Pass
1	2001.000	49.32	-15.28	68.2	-18.88	Peak	239.00	150	Vertical	Pass
2**	2810.500	44.09	-10.25	54.0	-9.91	AV	104.00	150	Vertical	Pass
2	2810.500	50.67	-10.25	74.0	-23.33	Peak	104.00	150	Vertical	Pass
3**	5504.000	86.50	-2.51	--	86.50	AV	130.00	150	Vertical	Pass
3	5504.000	93.72	-2.51	--	94.28	Peak	130.00	150	Vertical	Pass
4**	6673.000	43.68	1.94	--	--	AV	46.00	150	Vertical	Pass
4	6673.000	54.02	1.94	68.2	-14.18	Peak	46.00	150	Vertical	Pass
5**	11055.188	39.59	-0.24	54.0	-14.41	AV	16.00	150	Vertical	Pass
5	11055.188	50.92	-0.24	74.0	-23.08	Peak	16.00	150	Vertical	Pass
6**	15524.625	44.26	2.46	54.0	-9.74	AV	282.00	150	Vertical	Pass
6	15524.625	54.47	2.46	74.0	-19.53	Peak	282.00	150	Vertical	Pass

1 GHz to 18 GHz, ANT H Band III 11n40 Low channel

No.	Frequency (MHz)	Results (dBuV/m)	Factor (dB)	Limit (dBuV/m)	margin(dB)	Detector	Table (o)	Height (cm)	ANT	Verdict
1**	2112.000	41.89	-13.70	--	--	AV	115.00	150	Horizontal	Pass
1	2112.000	47.69	-13.70	68.2	-20.51	Peak	115.00	150	Horizontal	Pass
2**	2810.500	45.11	-10.25	54.0	-8.89	AV	88.00	150	Horizontal	Pass
2	2810.500	52.07	-10.25	74.0	-21.93	Peak	88.00	150	Horizontal	Pass
3**	5515.000	91.77	-2.33	--	91.77	AV	115.00	150	Horizontal	Pass
3	5515.000	99.02	-2.33	--	98.98	Peak	115.00	150	Horizontal	Pass
4**	6672.000	44.00	2.00	--	--	AV	57.00	150	Horizontal	Pass
4	6672.000	54.65	2.00	68.2	-13.55	Peak	57.00	150	Horizontal	Pass
5**	13563.750	41.18	1.18	--	--	AV	264.00	150	Horizontal	Pass
5	13563.750	51.97	1.18	68.2	-16.23	Peak	264.00	150	Horizontal	Pass
6**	17419.874	45.15	4.83	--	--	AV	201.00	150	Horizontal	Pass
6	17419.874	56.74	4.83	68.2	-11.46	Peak	201.00	150	Horizontal	Pass

1 GHz to 18 GHz, ANT V Band III 11n40 Middle channel

No.	Frequency (MHz)	Results (dBuV/m)	Factor (dB)	Limit (dBuV/m)	Margin (dB)	Detector	Table (o)	Height (cm)	ANT	Verdict
1**	1845.500	31.41	-16.45	--	--	AV	166.00	150	Vertical	Pass
1	1845.500	54.83	-16.45	68.2	-13.37	Peak	166.00	150	Vertical	Pass
2**	2881.000	42.84	-10.07	54.0	-11.16	AV	166.00	150	Vertical	Pass
2	2881.000	50.20	-10.07	74.0	-23.80	Peak	166.00	150	Vertical	Pass
3**	5594.000	85.87	-2.52	--	85.87	AV	130.00	150	Vertical	Pass
3	5594.000	92.57	-2.52	--	92.43	Peak	130.00	150	Vertical	Pass
4**	6678.000	43.56	1.62	--	--	AV	116.00	150	Vertical	Pass
4	6678.000	53.41	1.62	68.2	-14.79	Peak	116.00	150	Vertical	Pass
5**	14399.813	41.95	2.47	--	--	AV	336.00	150	Vertical	Pass
5	14399.813	53.15	2.47	68.2	-15.05	Peak	336.00	150	Vertical	Pass
6**	17436.938	44.96	4.27	--	--	AV	223.00	150	Vertical	Pass
6	17436.938	55.28	4.27	68.2	-12.92	Peak	223.00	150	Vertical	Pass

1 GHz to 18 GHz, ANT H Band III 11n40 Middle channel

No.	Frequency (MHz)	Results (dBuV/m)	Factor (dB)	Limit (dBuV/m)	Margin (dB)	Detector	Table (o)	Height (cm)	ANT	Verdict
1**	2112.000	41.93	-13.70	--	--	AV	108.00	150	Horizontal	Pass
1	2112.000	47.89	-13.70	68.2	-20.31	Peak	108.00	150	Horizontal	Pass
2**	2853.500	42.10	-9.91	54.0	-11.90	AV	75.00	150	Horizontal	Pass
2	2853.500	51.97	-9.91	74.0	-22.03	Peak	75.00	150	Horizontal	Pass
3**	5597.000	92.10	-2.36	--	92.10	AV	120.00	150	Horizontal	Pass
3	5597.000	99.28	-2.36	--	99.72	Peak	120.00	150	Horizontal	Pass
4**	6670.000	44.29	2.08	--	--	AV	321.00	150	Horizontal	Pass
4	6670.000	54.03	2.08	68.2	-14.17	Peak	321.00	150	Horizontal	Pass
5**	11937.812	39.55	1.80	54.0	-14.45	AV	122.00	150	Horizontal	Pass
5	11937.812	51.59	1.80	74.0	-22.41	Peak	122.00	150	Horizontal	Pass
6**	17461.875	44.89	3.86	--	44.89	AV	168.00	150	Horizontal	Pass
6	17461.875	56.12	3.86	68.2	-12.08	Peak	168.00	150	Horizontal	Pass

1 GHz to 18 GHz, ANT V Band III 11n40 High channel

No.	Frequency (MHz)	Results (dBuV/m)	Factor (dB)	Limit (dBuV/m)	Margin (dB)	Detector	Table (o)	Height (cm)	ANT	Verdict
1**	1995.500	39.37	-15.27	--	--	AV	205.00	150	Vertical	Pass
1	1995.500	53.07	-15.27	68.2	-15.13	Peak	205.00	150	Vertical	Pass
2**	2870.500	46.77	-10.02	54.0	-7.23	AV	133.00	150	Vertical	Pass
2	2870.500	52.01	-10.02	74.0	-21.99	Peak	133.00	150	Vertical	Pass
3**	5672.000	84.06	-2.08	--	84.06	AV	95.00	150	Vertical	Pass
3	5672.000	92.28	-2.08	--	91.72	Peak	95.00	150	Vertical	Pass
4**	6669.000	43.75	1.98	--	--	AV	245.00	150	Vertical	Pass
4	6669.000	54.15	1.98	68.2	-14.05	Peak	245.00	150	Vertical	Pass
5**	14116.312	41.67	1.93	--	--	AV	134.00	150	Vertical	Pass
5	14116.312	52.64	1.93	68.2	-15.56	Peak	134.00	150	Vertical	Pass
6**	17603.625	44.41	3.11	--	--	AV	116.00	150	Vertical	Pass
6	17603.625	55.77	3.11	68.2	-12.43	Peak	116.00	150	Vertical	Pass

1 GHz to 18 GHz, ANT H Band III 11n40 High channel

No.	Frequency (MHz)	Results (dBuV/m)	Factor (dB)	Limit (dBuV/m)	Margin (dB)	Detector	Table (o)	Height (cm)	ANT	Verdict
d	2112.000	41.83	-13.70	--	--	AV	111.00	150	Horizontal	Pass
1	2112.000	48.66	-13.70	68.2	-19.54	Peak	111.00	150	Horizontal	Pass
2**	2826.000	39.37	-10.15	54.0	-14.63	AV	187.00	150	Horizontal	Pass
2	2826.000	51.64	-10.15	74.0	-22.36	Peak	187.00	150	Horizontal	Pass
3**	5665.000	91.26	-2.40	--	91.26	AV	115.00	150	Horizontal	Pass
3	5665.000	98.41	-2.40	--	97.59	Peak	115.00	150	Horizontal	Pass
4**	6674.000	43.77	1.92	--	--	AV	15.00	150	Horizontal	Pass
4	6674.000	53.41	1.92	68.2	-14.79	Peak	15.00	150	Horizontal	Pass
5**	11564.063	39.33	-0.08	54.0	-14.67	AV	278.00	150	Horizontal	Pass
5	11564.063	51.67	-0.08	74.0	-22.33	Peak	278.00	150	Horizontal	Pass
6**	17473.688	45.21	3.64	--	--	AV	27.00	150	Horizontal	Pass
6	17473.688	55.27	3.64	68.2	-12.93	Peak	27.00	150	Horizontal	Pass

1 GHz to 18 GHz, ANT V Band IV 11n40 Low channel

No.	Frequency (MHz)	Results (dBuV/m)	Factor (dB)	Limit (dBuV/m)	Margin (dB)	Detector	Table (o)	Height (cm)	ANT	Verdict
1**	1973.000	33.47	-15.65	--	--	AV	215.00	150	Vertical	Pass
1	1973.000	50.50	-15.65	68.2	-17.70	Peak	215.00	150	Vertical	Pass
2**	2829.000	36.49	-10.20	54.0	-17.51	AV	192.00	150	Vertical	Pass
2	2829.000	51.38	-10.20	74.0	-22.62	Peak	192.00	150	Vertical	Pass
3**	5762.000	88.50	-2.00	--	88.50	AV	35.00	150	Vertical	Pass
3	5762.000	95.73	-2.00	--	96.73	Peak	35.00	150	Vertical	Pass
4**	6680.000	43.83	1.53	--	--	AV	360.00	150	Vertical	Pass
4	6680.000	54.51	1.53	68.2	-13.69	Peak	360.00	150	Vertical	Pass
5**	9238.187	38.15	-0.87	--	--	AV	355.00	150	Vertical	Pass
5	9238.187	49.13	-0.87	68.2	-19.07	Peak	355.00	150	Vertical	Pass
6**	17475.000	45.46	3.60	--	--	AV	146.00	150	Vertical	Pass
6	17475.000	56.80	3.60	68.2	-11.40	Peak	146.00	150	Vertical	Pass

1 GHz to 18 GHz, ANT H Band IV 11n40 Low channel

No.	Frequency (MHz)	Results (dBuV/m)	Factor (dB)	Limit (dBuV/m)	Margin (dB)	Detector	Table (o)	Height (cm)	ANT	Verdict
1**	2112.000	41.33	-13.70	--	--	AV	82.00	150	Horizontal	Pass
1	2112.000	47.55	-13.70	68.2	-20.65	Peak	82.00	150	Horizontal	Pass
2**	2810.500	44.36	-10.25	54.0	-9.64	AV	82.00	150	Horizontal	Pass
2	2810.500	51.57	-10.25	74.0	-22.43	Peak	82.00	150	Horizontal	Pass
3**	5761.000	94.29	-1.89	--	94.29	AV	138.00	150	Horizontal	Pass
3	5761.000	101.10	-1.89	--	101.90	Peak	138.00	150	Horizontal	Pass
4**	6674.000	43.79	1.92	--	--	AV	335.00	150	Horizontal	Pass
4	6674.000	53.95	1.92	68.2	-14.25	Peak	335.00	150	Horizontal	Pass
5**	10202.750	39.04	0.81	--	--	AV	231.00	150	Horizontal	Pass
5	10202.750	50.44	0.81	68.2	-17.76	Peak	231.00	150	Horizontal	Pass
6**	15797.625	44.13	3.00	54.0	-9.87	AV	269.00	150	Horizontal	Pass
6	15797.625	54.60	3.00	74.0	-19.40	Peak	269.00	150	Horizontal	Pass

1 GHz to 18 GHz, ANT V Band IV 11n40 High channel

No.	Frequency (MHz)	Results (dBuV/m)	Factor (dB)	Limit (dBuV/m)	Margin (dB)	Detector	Table (o)	Height (cm)	ANT	Verdict
1**	1984.000	35.15	-15.22	--	--	AV	252.00	150	Vertical	Pass
1	1984.000	51.04	-15.22	68.2	-17.16	Peak	252.00	150	Vertical	Pass
2**	2829.500	46.95	-10.17	54.0	-7.05	AV	224.00	150	Vertical	Pass
2	2829.500	50.65	-10.17	74.0	-23.35	Peak	224.00	150	Vertical	Pass
3**	5801.000	89.04	-1.70	--	89.04	AV	26.00	150	Vertical	Pass
3	5801.000	95.80	-1.70	--	97.80	Peak	26.00	150	Vertical	Pass
4**	6658.000	43.16	1.46	--	--	AV	169.00	150	Vertical	Pass
4	6658.000	54.24	1.46	68.2	-13.96	Peak	169.00	150	Vertical	Pass
5**	10842.438	39.57	0.97	54.0	-14.43	AV	360.00	150	Vertical	Pass
5	10842.438	50.62	0.97	74.0	-23.38	Peak	360.00	150	Vertical	Pass
6**	17413.313	44.68	4.67	--	--	AV	360.00	150	Vertical	Pass
6	17413.313	55.66	4.67	68.2	-12.54	Peak	360.00	150	Vertical	Pass

1 GHz to 18 GHz, ANT H Band IV 11n40 High channel

No.	Frequency (MHz)	Results (dBuV/m)	Factor (dB)	Limit (dBuV/m)	Margin (dB)	Detector	Table (o)	Height (cm)	ANT	Verdict
1**	2112.000	41.05	-13.70	--	--	AV	118.00	150	Horizontal	Pass
1	2112.000	47.59	-13.70	68.2	-20.61	Peak	118.00	150	Horizontal	Pass
2**	2810.500	45.50	-10.25	54.0	-8.50	AV	118.00	150	Horizontal	Pass
2	2810.500	51.99	-10.25	74.0	-22.01	Peak	118.00	150	Horizontal	Pass
3**	5801.000	94.28	-1.70	--	94.28	AV	139.00	150	Horizontal	Pass
3	5801.000	101.34	-1.70	--	101.66	Peak	139.00	150	Horizontal	Pass
4**	6672.000	44.51	2.00	--	--	AV	118.00	150	Horizontal	Pass
4	6672.000	53.93	2.00	68.2	-14.27	Peak	118.00	150	Horizontal	Pass
5**	8788.250	38.08	-0.94	--	--	AV	23.00	150	Horizontal	Pass
5	8788.250	49.52	-0.94	68.2	-18.68	Peak	23.00	150	Horizontal	Pass
6**	16039.125	43.44	1.73	54.0	-10.56	AV	121.00	150	Horizontal	Pass
6	16039.125	54.78	1.73	74.0	-19.22	Peak	121.00	150	Horizontal	Pass

1 GHz to 18 GHz, ANT V Band I 11ac20 Low channel

No.	Frequency (MHz)	Results (dBuV/m)	Factor (dB)	Limit (dBuV/m)	Margin (dB)	Detector	Table (o)	Height (cm)	ANT	Verdict
1**	1825.500	48.55	-16.33	--	--	AV	188.00	150	Vertical	Pass
1	1825.500	49.95	-16.33	68.2	-18.25	Peak	188.00	150	Vertical	Pass
2**	2854.000	50.26	-9.83	54.0	-3.74	AV	133.00	150	Vertical	Pass
2	2854.000	51.70	-9.83	74.0	-22.30	Peak	133.00	150	Vertical	Pass
3**	5185.000	88.56	-2.70	--	88.56	AV	190.00	150	Vertical	Pass
3	5185.000	92.56	-2.70	--	92.44	Peak	190.00	150	Vertical	Pass
4**	6674.000	47.86	1.92	--	--	AV	74.00	150	Vertical	Pass
4	6674.000	53.61	1.92	68.2	-14.59	Peak	74.00	150	Vertical	Pass
5**	14252.812	49.35	2.44	--	--	AV	306.00	150	Vertical	Pass
5	14252.812	54.40	2.44	68.2	-13.80	Peak	306.00	150	Vertical	Pass
6**	17648.251	48.60	3.08	--	--	AV	214.00	150	Vertical	Pass
6	17648.251	54.90	3.08	68.2	-13.30	Peak	214.00	150	Vertical	Pass

1 GHz to 18 GHz, ANT H Band I 11ac20 Low channel

No.	Frequency (MHz)	Results (dBuV/m)	Factor (dB)	Limit (dBuV/m)	Margin (dB)	Detector	Table (o)	Height (cm)	ANT	Verdict
1**	2112.000	48.78	-13.70	--	--	AV	250.00	150	Horizontal	Pass
1	2112.000	50.29	-13.70	68.2	-17.91	Peak	250.00	150	Horizontal	Pass
2**	2829.500	52.15	-10.17	54.0	-1.85	AV	75.00	150	Horizontal	Pass
2	2829.500	53.25	-10.17	74.0	-20.75	Peak	75.00	150	Horizontal	Pass
3**	5183.000	94.25	-2.78	--	94.25	AV	136.00	150	Horizontal	Pass
3	5183.000	97.77	-2.78	--	98.23	Peak	136.00	150	Horizontal	Pass
4**	6678.000	47.96	1.62	--	--	AV	156.00	150	Horizontal	Pass
4	6678.000	53.54	1.62	68.2	-14.66	Peak	156.00	150	Horizontal	Pass
5**	12609.125	45.21	2.18	54.0	-8.79	AV	360.00	150	Horizontal	Pass
5	12609.125	51.84	2.18	74.0	-22.16	Peak	360.00	150	Horizontal	Pass
6**	15102.000	46.61	1.66	--	--	AV	234.00	150	Horizontal	Pass
6	15102.000	53.83	1.66	68.2	-14.37	Peak	234.00	150	Horizontal	Pass

1 GHz to 18 GHz, ANT V Band I 11ac20 Middle channel

No.	Frequency (MHz)	Results (dBuV/m)	Factor (dB)	Limit (dBuV/m)	Margin (dB)	Detector	Table (o)	Height (cm)	ANT	Verdict
1**	1853.500	52.89	-16.33	--	--	AV	184.00	150	Vertical	Pass
1	1853.500	54.49	-16.33	68.2	-13.71	Peak	184.00	150	Vertical	Pass
2**	2881.000	49.81	-10.07	54.0	-4.19	AV	128.00	150	Vertical	Pass
2	2881.000	51.40	-10.07	74.0	-22.60	Peak	128.00	150	Vertical	Pass
3**	5218.000	88.09	-3.20	--	88.09	AV	133.00	150	Vertical	Pass
3	5218.000	92.75	-3.20	--	92.25	Peak	133.00	150	Vertical	Pass
4**	6683.000	47.38	0.84	--	--	AV	143.00	150	Vertical	Pass
4	6683.000	53.19	0.84	68.2	-15.01	Peak	143.00	150	Vertical	Pass
5**	12133.313	45.34	0.77	54.0	-8.66	AV	236.00	150	Vertical	Pass
5	12133.313	51.20	0.77	74.0	-22.80	Peak	236.00	150	Vertical	Pass
6**	16973.625	47.97	2.94	--	--	AV	308.00	150	Vertical	Pass
6	16973.625	54.73	2.94	68.2	-13.47	Peak	308.00	150	Vertical	Pass

1 GHz to 18 GHz, ANT H Band I 11ac20 Middle channel

No	Frequency (MHz)	Results (dBuV/m)	Factor (dB)	Limit (dBuV/m)	Margin (dB)	Detector	Table (o)	Height (cm)	ANT	Verdict
1**	2112.500	48.34	-13.62	--	--	AV	256.00	150	Horizontal	Pass
1	2112.500	49.99	-13.62	68.2	-18.21	Peak	256.00	150	Horizontal	Pass
2**	2854.000	49.92	-9.83	54.0	-4.08	AV	111.00	150	Horizontal	Pass
2	2854.000	51.72	-9.83	74.0	-22.28	Peak	111.00	150	Horizontal	Pass
3**	5223.000	94.37	-3.12	--	94.37	AV	141.00	150	Horizontal	Pass
3	5223.000	97.38	-3.12	--	97.62	Peak	141.00	150	Horizontal	Pass
4**	6680.000	47.64	1.53	--	--	AV	360.00	150	Horizontal	Pass
4	6680.000	53.91	1.53	68.2	-14.29	Peak	360.00	150	Horizontal	Pass
5**	14760.750	46.83	1.47	--	--	AV	339.00	150	Horizontal	Pass
5	14760.750	53.79	1.47	68.2	-14.41	Peak	339.00	150	Horizontal	Pass
6**	17505.188	47.56	3.00	--	--	AV	360.00	150	Horizontal	Pass
6	17505.188	55.55	3.00	68.2	-12.65	Peak	360.00	150	Horizontal	Pass

1 GHz to 18 GHz, ANT V Band I 11ac20 High channel

No.	Frequency (MHz)	Results (dBuV/m)	Factor (dB)	Limit (dBuV/m)	Margin (dB)	Detector	Table (o)	Height (cm)	ANT	Verdict
1**	1758.000	48.70	-16.80	--	--	AV	197.00	150	Vertical	Pass
1	1758.000	52.24	-16.80	68.2	-15.96	Peak	197.00	150	Vertical	Pass
2**	2870.500	49.31	-10.02	54.0	-4.69	AV	226.00	150	Vertical	Pass
2	2870.500	50.41	-10.02	74.0	-23.59	Peak	226.00	150	Vertical	Pass
3**	5243.000	88.59	-3.05	--	88.59	AV	129.00	150	Vertical	Pass
3	5243.000	93.12	-3.05	--	92.88	Peak	129.00	150	Vertical	Pass
4**	6669.000	48.12	1.98	--	--	AV	353.00	150	Vertical	Pass
4	6669.000	53.13	1.98	68.2	-15.07	Peak	353.00	150	Vertical	Pass
5**	14181.937	45.22	2.23	--	--	AV	354.00	150	Vertical	Pass
5	14181.937	52.70	2.23	68.2	-15.50	Peak	354.00	150	Vertical	Pass
6**	17402.812	48.72	4.38	--	--	AV	207.00	150	Vertical	Pass
6	17402.812	55.15	4.38	68.2	-13.05	Peak	207.00	150	Vertical	Pass

1 GHz to 18 GHz, ANT H Band I 11ac20 High channel

No.	Frequency (MHz)	Results (dBuV/m)	Factor (dB)	Limit (dBuV/m)	Margin (dB)	Detector	Table (o)	Height (cm)	ANT	Verdict
1**	2112.500	48.39	-13.62	--	--	AV	261.00	150	Horizontal	Pass
1	2112.500	49.55	-13.62	68.2	-18.65	Peak	261.00	150	Horizontal	Pass
2**	2811.000	50.11	-10.18	54.0	-3.89	AV	92.00	150	Horizontal	Pass
2	2811.000	52.24	-10.18	74.0	-21.76	Peak	92.00	150	Horizontal	Pass
3**	5243.000	94.52	-3.05	--	94.52	AV	142.00	150	Horizontal	Pass
3	5243.000	97.45	-3.05	--	97.55	Peak	142.00	150	Horizontal	Pass
4**	6679.000	48.15	1.57	--	--	AV	8.00	150	Horizontal	Pass
4	6679.000	53.39	1.57	68.2	-14.81	Peak	8.00	150	Horizontal	Pass
5**	15111.187	47.62	1.99	--	--	AV	330.00	150	Horizontal	Pass
5	15111.187	54.49	1.99	68.2	-13.71	Peak	330.00	150	Horizontal	Pass
6**	17443.500	48.06	4.01	--	--	AV	207.00	150	Horizontal	Pass
6	17443.500	55.21	4.01	68.2	-12.99	Peak	207.00	150	Horizontal	Pass

1 GHz to 18 GHz, ANT V Band II 11ac20 Low channel

No.	Frequency (MHz)	Results (dBuV/m)	Factor (dB)	Limit (dBuV/m)	Margin (dB)	Detector	Table (o)	Height (cm)	ANT	Verdict
1**	1985.000	48.09	-15.15	--	--	AV	214.00	150	Vertical	Pass
1	1985.000	51.94	-15.15	68.2	-16.26	Peak	214.00	150	Vertical	Pass
2**	2854.000	49.18	-9.83	54.0	-4.82	AV	189.00	150	Vertical	Pass
2	2854.000	50.14	-9.83	74.0	-23.86	Peak	189.00	150	Vertical	Pass
3**	5262.000	87.92	-3.21	--	87.92	AV	130.00	150	Vertical	Pass
3	5262.000	92.48	-3.21	--	92.52	Peak	130.00	150	Vertical	Pass
4**	6672.000	48.91	2.00	--	--	AV	49.00	150	Vertical	Pass
4	6672.000	53.10	2.00	68.2	-15.10	Peak	49.00	150	Vertical	Pass
5**	13681.875	46.04	1.52	--	--	AV	262.00	150	Vertical	Pass
5	13681.875	52.13	1.52	68.2	-16.07	Peak	262.00	150	Vertical	Pass
6**	17429.062	50.26	4.58	--	--	AV	233.00	150	Vertical	Pass
6	17429.062	55.25	4.58	68.2	-12.95	Peak	233.00	150	Vertical	Pass

1 GHz to 18 GHz, ANT H Band II 11ac20 Low channel

No.	Frequency (MHz)	Results (dBuV/m)	Factor (dB)	Limit (dBuV/m)	Margin (dB)	Detector	Table (o)	Height (cm)	ANT	Verdict
1**	2112.500	47.69	-13.62	--	--	AV	253.00	150	Horizontal	Pass
1	2112.500	48.77	-13.62	68.2	-19.43	Peak	253.00	150	Horizontal	Pass
2**	2811.000	50.04	-10.18	54.0	-3.96	AV	79.00	150	Horizontal	Pass
2	2811.000	52.27	-10.18	74.0	-21.73	Peak	79.00	150	Horizontal	Pass
3**	5268.000	92.90	-2.98	--	92.90	AV	113.00	150	Horizontal	Pass
3	5268.000	97.21	-2.98	--	97.79	Peak	113.00	150	Horizontal	Pass
4**	6674.000	48.23	1.92	--	--	AV	113.00	150	Horizontal	Pass
4	6674.000	54.93	1.92	68.2	-13.27	Peak	113.00	150	Horizontal	Pass
5**	14977.313	46.37	1.85	--	46.37	AV	195.00	150	Horizontal	Pass
5	14977.313	54.02	1.85	68.2	-14.18	Peak	195.00	150	Horizontal	Pass
6**	17347.688	50.58	2.75	--	--	AV	145.00	150	Horizontal	Pass
6	17347.688	55.67	2.75	68.2	-12.53	Peak	145.00	150	Horizontal	Pass

1 GHz to 18 GHz, ANT V Band II 11ac20 Middle channel

No.	Frequency (MHz)	Results (dBuV/m)	Factor (dB)	Limit (dBuV/m)	Margin (dB)	Detector	Table (o)	Height (cm)	ANT	Verdict
1**	1829.000	47.66	-16.50	--	--	AV	189.00	150	Vertical	Pass
1	1829.000	50.35	-16.50	68.2	-17.85	Peak	189.00	150	Vertical	Pass
2**	2811.000	49.06	-10.18	54.0	-4.94	AV	107.00	150	Vertical	Pass
2	2811.000	50.84	-10.18	74.0	-23.16	Peak	107.00	150	Vertical	Pass
3**	5298.000	87.60	-3.25	--	87.60	AV	136.00	150	Vertical	Pass
3	5298.000	91.59	-3.25	--	91.41	Peak	136.00	150	Vertical	Pass
4**	6665.000	49.41	1.72	--	--	AV	288.00	150	Vertical	Pass
4	6665.000	53.37	1.72	68.2	-14.83	Peak	288.00	150	Vertical	Pass
5**	10445.688	45.74	0.08	--	--	AV	244.00	150	Vertical	Pass
5	10445.688	50.74	0.08	68.2	-17.46	Peak	244.00	150	Vertical	Pass
6**	17426.438	48.68	4.66	--	--	AV	332.00	150	Vertical	Pass
6	17426.438	54.99	4.66	68.2	-13.21	Peak	332.00	150	Vertical	Pass

1 GHz to 18 GHz, ANT H Band II 11ac20 Middle channel

No.	Frequency (MHz)	Results (dBuV/m)	Factor (dB)	Limit (dBuV/m)	Margin (dB)	Detector	Table (o)	Height (cm)	ANT	Verdict
1**	2112.500	47.90	-13.62	--	--	AV	251.00	150	Horizontal	Pass
1	2112.500	50.03	-13.62	68.2	-18.17	Peak	251.00	150	Horizontal	Pass
2**	2854.000	51.07	-9.83	54.0	-2.93	AV	78.00	150	Horizontal	Pass
2	2854.000	52.35	-9.83	74.0	-21.65	Peak	78.00	150	Horizontal	Pass
3**	5307.000	92.44	-3.39	--	92.44	AV	145.00	150	Horizontal	Pass
3	5307.000	96.65	-3.39	--	96.35	Peak	145.00	150	Horizontal	Pass
4**	6668.000	49.23	1.90	--	--	AV	145.00	150	Horizontal	Pass
4	6668.000	53.37	1.90	68.2	-14.83	Peak	145.00	150	Horizontal	Pass
5**	11965.125	44.57	1.02	54.0	-9.43	AV	316.00	150	Horizontal	Pass
5	11965.125	52.41	1.02	74.0	-21.59	Peak	316.00	150	Horizontal	Pass
6**	17427.751	48.95	4.62	--	--	AV	344.00	150	Horizontal	Pass
6	17427.751	55.07	4.62	68.2	-13.13	Peak	344.00	150	Horizontal	Pass

1 GHz to 18 GHz, ANT V Band II 11ac20 High channel

No.	Frequency (MHz)	Results (dBuV/m)	Factor (dB)	Limit (dBuV/m)	Margin (dB)	Detector	Table (o)	Height (cm)	ANT	Verdict
1**	1495.500	50.12	-17.49	54.0	-3.88	AV	200.00	150	Vertical	Pass
1	1495.500	53.71	-17.49	74.0	-20.29	Peak	200.00	150	Vertical	Pass
2**	1993.000	52.00	-15.45	--	--	AV	258.00	150	Vertical	Pass
2	1993.000	53.59	-15.45	68.2	-14.61	Peak	258.00	150	Vertical	Pass
3**	5313.000	87.15	-3.44	--	87.15	AV	135.00	150	Vertical	Pass
3	5313.000	91.34	-3.44	--	90.66	Peak	135.00	150	Vertical	Pass
4**	6679.000	47.88	1.57	--	--	AV	135.00	150	Vertical	Pass
4	6679.000	53.72	1.57	68.2	-14.48	Peak	135.00	150	Vertical	Pass
5**	8656.000	41.47	-1.52	--	--	AV	357.00	150	Vertical	Pass
5	8656.000	50.01	-1.52	68.2	-18.19	Peak	357.00	150	Vertical	Pass
6**	17471.062	49.01	3.74	--	--	AV	269.00	150	Vertical	Pass
6	17471.062	56.10	3.74	68.2	-12.10	Peak	269.00	150	Vertical	Pass

1 GHz to 18 GHz, ANT H Band II 11ac20 High channel

No.	Frequency (MHz)	Results (dBuV/m)	Factor (dB)	Limit (dBuV/m)	Margin (dB)	Detector	Table (o)	Height (cm)	ANT	Verdict
1**	2112.500	48.20	-13.62	--	--	AV	262.00	150	Horizontal	Pass
1	2112.500	49.40	-13.62	68.2	-18.80	Peak	262.00	150	Horizontal	Pass
2**	2826.500	52.17	-10.16	54.0	-1.83	AV	87.00	150	Horizontal	Pass
2	2826.500	53.06	-10.16	74.0	-20.94	Peak	87.00	150	Horizontal	Pass
3**	5324.000	92.04	-3.20	--	92.04	AV	106.00	150	Horizontal	Pass
3	5324.000	96.52	-3.20	--	96.48	Peak	106.00	150	Horizontal	Pass
4**	6650.000	49.06	0.42	--	--	AV	250.00	150	Horizontal	Pass
4	6650.000	53.26	0.42	68.2	-14.94	Peak	250.00	150	Horizontal	Pass
5**	11920.562	44.04	1.69	54.0	-9.96	AV	268.00	150	Horizontal	Pass
5	11920.562	51.01	1.69	74.0	-22.99	Peak	268.00	150	Horizontal	Pass
6**	17433.000	48.97	4.44	--	--	AV	307.00	150	Horizontal	Pass
6	17433.000	55.78	4.44	68.2	-12.42	Peak	307.00	150	Horizontal	Pass

1 GHz to 18 GHz, ANT V Band III 11ac20 Low channel

No.	Frequency (MHz)	Results (dBuV/m)	Factor (dB)	Limit (dBuV/m)	margin(dB)	Detector	Table (o)	Height (cm)	ANT	Verdict
1**	1943.000	32.30	-15.76	--	--	AV	232.00	150	Vertical	Pass
1	1943.000	52.22	-15.76	68.2	-15.98	Peak	232.00	150	Vertical	Pass
2**	2853.500	43.80	-9.91	54.0	-10.20	AV	211.00	150	Vertical	Pass
2	2853.500	53.59	-9.91	74.0	-20.41	Peak	211.00	150	Vertical	Pass
3**	5497.000	84.36	-2.29	--	84.36	AV	140.00	150	Vertical	Pass
3	5497.000	92.20	-2.29	--	91.80	Peak	140.00	150	Vertical	Pass
4**	6671.000	44.22	2.08	--	--	AV	360.00	150	Vertical	Pass
4	6671.000	53.96	2.08	68.2	-14.24	Peak	360.00	150	Vertical	Pass
5**	12724.125	40.02	1.47	--	--	AV	256.00	150	Vertical	Pass
5	12724.125	51.42	1.47	68.2	-16.78	Peak	256.00	150	Vertical	Pass
6**	17469.749	45.24	3.78	--	--	AV	30.00	150	Vertical	Pass
6	17469.749	56.32	3.78	68.2	-11.88	Peak	30.00	150	Vertical	Pass

1 GHz to 18 GHz, ANT H Band III 11ac20 Low channel

No.	Frequency (MHz)	Results (dBuV/m)	Factor (dB)	Limit (dBuV/m)	margin(dB)	Detector	Table (o)	Height (cm)	ANT	Verdict
1**	2112.500	44.37	-13.62	--	--	AV	104.00	150	Horizontal	Pass
1	2112.500	47.67	-13.62	68.2	-20.53	Peak	104.00	150	Horizontal	Pass
2**	2829.500	47.98	-10.17	54.0	-6.02	AV	104.00	150	Horizontal	Pass
2	2829.500	51.55	-10.17	74.0	-22.45	Peak	104.00	150	Horizontal	Pass
3**	5498.000	90.31	-2.37	--	90.31	AV	125.00	150	Horizontal	Pass
3	5498.000	97.71	-2.37	--	97.29	Peak	125.00	150	Horizontal	Pass
4**	6674.000	43.64	1.92	--	--	AV	158.00	150	Horizontal	Pass
4	6674.000	53.92	1.92	68.2	-14.28	Peak	158.00	150	Horizontal	Pass
5**	12906.188	40.52	1.72	--	--	AV	161.00	150	Horizontal	Pass
5	12906.188	52.02	1.72	68.2	-16.18	Peak	161.00	150	Horizontal	Pass
6**	15798.938	44.33	3.06	54.0	-9.67	AV	174.00	150	Horizontal	Pass
6	15798.938	54.81	3.06	74.0	-19.19	Peak	174.00	150	Horizontal	Pass

1 GHz to 18 GHz, ANT V Band III 11ac20 Middle channel

No.	Frequency (MHz)	Results (dBuV/m)	Factor (dB)	Limit (dBuV/m)	Margin (dB)	Detector	Table (o)	Height (cm)	ANT	Verdict
1**	1991.000	34.98	-15.20	--	--	AV	229.00	150	Vertical	Pass
1	1991.000	51.12	-15.20	68.2	-17.08	Peak	229.00	150	Vertical	Pass
2**	2853.500	42.78	-9.91	54.0	-11.22	AV	206.00	150	Vertical	Pass
2	2853.500	52.38	-9.91	74.0	-21.62	Peak	206.00	150	Vertical	Pass
3**	5577.000	83.89	-2.39	--	83.89	AV	156.00	150	Vertical	Pass
3	5577.000	92.46	-2.39	--	92.54	Peak	156.00	150	Vertical	Pass
4**	6682.000	43.30	1.17	--	--	AV	50.00	150	Vertical	Pass
4	6682.000	53.53	1.17	68.2	-14.67	Peak	50.00	150	Vertical	Pass
5**	10838.125	39.45	1.00	54.0	-14.55	AV	0.00	150	Vertical	Pass
5	10838.125	50.71	1.00	74.0	-23.29	Peak	0.00	150	Vertical	Pass
6**	17376.563	44.51	3.74	--	--	AV	217.00	150	Vertical	Pass
6	17376.563	55.23	3.74	68.2	-12.97	Peak	217.00	150	Vertical	Pass

1 GHz to 18 GHz, ANT H Band III 11ac20 Middle channel

No.	Frequency (MHz)	Results (dBuV/m)	Factor (dB)	Limit (dBuV/m)	Margin (dB)	Detector	Table (o)	Height (cm)	ANT	Verdict
1**	1904.000	42.28	-15.81	--	--	AV	216.00	150	Horizontal	Pass
1	1904.000	48.88	-15.81	68.2	-19.32	Peak	216.00	150	Horizontal	Pass
2**	2810.500	46.32	-10.25	54.0	-7.68	AV	80.00	150	Horizontal	Pass
2	2810.500	52.57	-10.25	74.0	-21.43	Peak	80.00	150	Horizontal	Pass
3**	5582.000	89.17	-2.83	--	89.17	AV	124.00	150	Horizontal	Pass
3	5582.000	96.64	-2.83	--	96.36	Peak	124.00	150	Horizontal	Pass
4**	6668.000	43.70	1.90	--	--	AV	24.00	150	Horizontal	Pass
4	6668.000	53.47	1.90	68.2	-14.73	Peak	24.00	150	Horizontal	Pass
5**	14153.062	41.04	1.54	--	--	AV	68.00	150	Horizontal	Pass
5	14153.062	52.44	1.54	68.2	-15.76	Peak	68.00	150	Horizontal	Pass
6**	17371.312	44.25	3.51	--	--	AV	0.00	150	Horizontal	Pass
6	17371.312	55.79	3.51	68.2	-12.41	Peak	0.00	150	Horizontal	Pass

1 GHz to 18 GHz, ANT V Band III 11ac20 High channel

No.	Frequency (MHz)	Results (dBuV/m)	Factor (dB)	Limit (dBuV/m)	margin(dB)	Detector	Table (o)	Height (cm)	ANT	Verdict
1**	1844.500	35.02	-16.38	--	--	AV	193.00	150	Vertical	Pass
1	1844.500	51.23	-16.38	68.2	-16.97	Peak	193.00	150	Vertical	Pass
2**	2854.000	50.45	-9.83	54.0	-3.55	AV	218.00	150	Vertical	Pass
2	2854.000	52.10	-9.83	74.0	-21.90	Peak	218.00	150	Vertical	Pass
3**	5697.000	82.33	-1.51	--	82.33	AV	35.00	150	Vertical	Pass
3	5697.000	89.44	-1.51	--	89.44	Peak	35.00	150	Vertical	Pass
4**	6675.000	43.90	1.88	--	--	AV	132.00	150	Vertical	Pass
4	6675.000	54.18	1.88	68.2	-14.02	Peak	132.00	150	Vertical	Pass
5**	11669.000	39.74	0.58	54.0	-14.26	AV	247.00	150	Vertical	Pass
5	11669.000	51.06	0.58	74.0	-22.94	Peak	247.00	150	Vertical	Pass
6**	17435.625	45.62	4.34	--	--	AV	175.00	150	Vertical	Pass
6	17435.625	55.42	4.34	68.2	-12.78	Peak	175.00	150	Vertical	Pass

1 GHz to 18 GHz, ANT H Band III 11ac20 High channel

No.	Frequency (MHz)	Results (dBuV/m)	Factor (dB)	Limit (dBuV/m)	margin(dB)	Detector	Table (o)	Height (cm)	ANT	Verdict
1**	2112.000	40.97	-13.70	--	--	AV	110.00	150	Horizontal	Pass
1	2112.000	47.71	-13.70	68.2	-20.49	Peak	110.00	150	Horizontal	Pass
2**	2810.500	44.01	-10.25	54.0	-9.99	AV	97.00	150	Horizontal	Pass
2	2810.500	51.02	-10.25	74.0	-22.98	Peak	97.00	150	Horizontal	Pass
3**	5698.000	89.87	-1.50	--	89.87	AV	127.00	150	Horizontal	Pass
3	5698.000	96.90	-1.50	--	97.10	Peak	127.00	150	Horizontal	Pass
4**	6671.000	43.70	2.08	--	--	AV	279.00	150	Horizontal	Pass
4	6671.000	53.78	2.08	68.2	-14.42	Peak	279.00	150	Horizontal	Pass
5**	14222.625	41.40	2.62	--	--	AV	35.00	150	Horizontal	Pass
5	14222.625	53.43	2.62	68.2	-14.77	Peak	35.00	150	Horizontal	Pass
6**	17429.062	45.35	4.58	--	--	AV	0.00	150	Horizontal	Pass
6	17429.062	55.46	4.58	68.2	-12.74	Peak	0.00	150	Horizontal	Pass

1 GHz to 18 GHz, ANT V Band IV 11ac20 Low channel

No.	Frequency (MHz)	Results (dBuV/m)	Factor (dB)	Limit (dBuV/m)	Margin (dB)	Detector	Table (o)	Height (cm)	ANT	Verdict
1**	1975.500	35.12	-15.31	--	--	AV	245.00	150	Vertical	Pass
1	1975.500	51.18	-15.31	68.2	-17.02	Peak	245.00	150	Vertical	Pass
2**	2853.500	42.76	-9.91	54.0	-11.24	AV	222.00	150	Vertical	Pass
2	2853.500	52.58	-9.91	74.0	-21.42	Peak	222.00	150	Vertical	Pass
3**	5747.000	87.60	-2.11	--	87.60	AV	40.00	150	Vertical	Pass
3	5747.000	94.94	-2.11	--	96.94	Peak	40.00	150	Vertical	Pass
4**	6673.000	44.08	1.94	--	--	AV	274.00	150	Vertical	Pass
4	6673.000	54.11	1.94	68.2	-14.09	Peak	274.00	150	Vertical	Pass
5**	10521.875	39.17	-0.23	--	--	AV	25.00	150	Vertical	Pass
5	10521.875	50.72	-0.23	68.2	-17.48	Peak	25.00	150	Vertical	Pass
6**	15982.687	43.19	1.33	54.0	-10.81	AV	50.00	150	Vertical	Pass
6	15982.687	54.31	1.33	74.0	-19.69	Peak	50.00	150	Vertical	Pass

1 GHz to 18 GHz, ANT H Band IV 11ac20 Low channel

No.	Frequency (MHz)	Results (dBuV/m)	Factor (dB)	Limit (dBuV/m)	Margin (dB)	Detector	Table (o)	Height (cm)	ANT	Verdict
1**	2112.000	40.79	-13.70	--	--	AV	114.00	150	Horizontal	Pass
1	2112.000	47.96	-13.70	68.2	-20.24	Peak	114.00	150	Horizontal	Pass
2**	2810.500	43.53	-10.25	54.0	-10.47	AV	144.00	150	Horizontal	Pass
2	2810.500	50.49	-10.25	74.0	-23.51	Peak	144.00	150	Horizontal	Pass
3**	5742.000	93.24	-2.23	--	93.24	AV	106.00	150	Horizontal	Pass
3	5742.000	150.85	-2.23	--	101.15	Peak	106.00	150	Horizontal	Pass
4**	6680.000	43.09	1.53	--	--	AV	355.00	150	Horizontal	Pass
4	6680.000	54.13	1.53	68.2	-14.07	Peak	355.00	150	Horizontal	Pass
5**	13810.500	41.50	2.82	--	--	AV	238.00	150	Horizontal	Pass
5	13810.500	52.13	2.82	68.2	-16.07	Peak	238.00	150	Horizontal	Pass
6**	17431.687	45.36	4.49	--	--	AV	119.00	150	Horizontal	Pass
6	17431.687	55.33	4.49	68.2	-12.87	Peak	119.00	150	Horizontal	Pass

1 GHz to 18 GHz, ANT V Band IV 11ac20 Middle channel

No.	Frequency (MHz)	Results (dBuV/m)	Factor (dB)	Limit (dBuV/m)	Margin (dB)	Detector	Table (o)	Height (cm)	ANT	Verdict
1**	2001.500	30.39	-15.25	--	--	AV	244.00	150	Vertical	Pass
1	2001.500	49.96	-15.25	68.2	-18.24	Peak	244.00	150	Vertical	Pass
2**	2881.000	44.69	-10.07	54.0	-9.31	AV	218.00	150	Vertical	Pass
2	2881.000	52.69	-10.07	74.0	-21.31	Peak	218.00	150	Vertical	Pass
3**	5781.000	87.40	-1.89	--	87.40	AV	25.00	150	Vertical	Pass
3	5781.000	95.69	-1.89	--	97.69	Peak	25.00	150	Vertical	Pass
4**	6678.000	43.54	1.62	--	--	AV	71.00	150	Vertical	Pass
4	6678.000	53.70	1.62	68.2	-14.50	Peak	71.00	150	Vertical	Pass
5**	9620.563	38.87	0.22	--	--	AV	4.00	150	Vertical	Pass
5	9620.563	49.84	0.22	68.2	-18.36	Peak	4.00	150	Vertical	Pass
6**	15792.375	44.08	2.74	54.0	-9.92	AV	344.00	150	Vertical	Pass
6	15792.375	55.07	2.74	74.0	-18.93	Peak	344.00	150	Vertical	Pass

1 GHz to 18 GHz, ANT H Band IV 11ac20 Middle channel

No.	Frequency (MHz)	Results (dBuV/m)	Factor (dB)	Limit (dBuV/m)	Margin (dB)	Detector	Table (o)	Height (cm)	ANT	Verdict
1**	2112.000	41.31	-13.70	--	--	AV	125.00	150	Horizontal	Pass
1	2112.000	48.04	-13.70	68.2	-20.16	Peak	125.00	150	Horizontal	Pass
2**	2829.500	49.51	-10.17	54.0	-4.49	AV	125.00	150	Horizontal	Pass
2	2829.500	52.99	-10.17	74.0	-21.01	Peak	125.00	150	Horizontal	Pass
3**	5788.000	94.08	-1.98	--	94.08	AV	99.00	150	Horizontal	Pass
3	5788.000	101.23	-1.98	--	101.23	Peak	99.00	150	Horizontal	Pass
4**	6670.000	43.94	2.08	--	--	AV	290.00	150	Horizontal	Pass
4	6670.000	54.22	2.08	68.2	-13.98	Peak	290.00	150	Horizontal	Pass
5**	11503.437	39.04	-0.35	54.0	-14.96	AV	263.00	150	Horizontal	Pass
5	11503.437	50.88	-0.35	74.0	-23.12	Peak	263.00	150	Horizontal	Pass
6**	17515.688	44.56	3.12	--	--	AV	211.00	150	Horizontal	Pass
6	17515.688	55.81	3.12	68.2	-12.39	Peak	211.00	150	Horizontal	Pass

1 GHz to 18 GHz, ANT V Band IV 11ac20 High channel

No.	Frequency (MHz)	Results (dBuV/m)	Factor (dB)	Limit (dBuV/m)	Margin (dB)	Detector	Table (o)	Height (cm)	ANT	Verdict
1**	1863.000	30.84	-16.44	--	--	AV	213.00	150	Vertical	Pass
1	1863.000	50.01	-16.44	68.2	-18.19	Peak	213.00	150	Vertical	Pass
2**	2829.500	45.99	-10.17	54.0	-8.01	AV	244.00	150	Vertical	Pass
2	2829.500	50.22	-10.17	74.0	-23.78	Peak	244.00	150	Vertical	Pass
3**	5829.000	90.20	-1.74	--	90.20	AV	88.00	150	Vertical	Pass
3	5829.000	96.55	-1.74	--	97.55	Peak	88.00	150	Vertical	Pass
4**	6672.000	43.57	2.00	--	--	AV	110.00	150	Vertical	Pass
4	6672.000	54.42	2.00	68.2	-13.78	Peak	110.00	150	Vertical	Pass
5**	13475.812	41.45	1.01	--	--	AV	176.00	150	Vertical	Pass
5	13475.812	52.34	1.01	68.2	-15.86	Peak	176.00	150	Vertical	Pass
6**	16968.375	43.77	2.88	--	--	AV	190.00	150	Vertical	Pass
6	16968.375	55.40	2.88	68.2	-12.80	Peak	190.00	150	Vertical	Pass

1 GHz to 18 GHz, ANT H Band IV 11ac20 High channel

No.	Frequency (MHz)	Results (dBuV/m)	Factor (dB)	Limit (dBuV/m)	Margin (dB)	Detector	Table (o)	Height (cm)	ANT	Verdict
1**	2112.000	40.70	-13.70	--	--	AV	131.00	150	Horizontal	Pass
1	2112.000	47.51	-13.70	68.2	-20.69	Peak	131.00	150	Horizontal	Pass
2**	2826.500	50.55	-10.16	54.0	-3.45	AV	98.00	150	Horizontal	Pass
2	2826.500	53.72	-10.16	74.0	-20.28	Peak	98.00	150	Horizontal	Pass
3**	5827.000	94.19	-1.96	--	94.19	AV	121.00	150	Horizontal	Pass
3	5827.000	102.19	-1.96	--	102.81	Peak	121.00	150	Horizontal	Pass
4**	6670.000	43.62	2.08	--	--	AV	201.00	150	Horizontal	Pass
4	6670.000	52.97	2.08	68.2	-15.23	Peak	201.00	150	Horizontal	Pass
5**	9619.125	38.81	0.22	--	--	AV	351.00	150	Horizontal	Pass
5	9619.125	50.28	0.22	68.2	-17.92	Peak	351.00	150	Horizontal	Pass
6**	17435.625	45.38	4.34	--	--	AV	168.00	150	Horizontal	Pass
6	17435.625	55.87	4.34	68.2	-12.33	Peak	168.00	150	Horizontal	Pass

1 GHz to 18 GHz, ANT V Band I 11ac40 Low channel

No.	Frequency (MHz)	Results (dBuV/m)	Factor (dB)	Limit (dBuV/m)	Margin (dB)	Detector	Table (o)	Height (cm)	ANT	Verdict
1**	1857.000	53.65	-16.42	--	--	AV	187.00	150	Vertical	Pass
1	1857.000	56.06	-16.42	68.2	-12.14	Peak	187.00	150	Vertical	Pass
2**	2826.500	48.65	-10.16	54.0	-5.35	AV	131.00	150	Vertical	Pass
2	2826.500	50.89	-10.16	74.0	-23.11	Peak	131.00	150	Vertical	Pass
3**	5198.000	85.37	-2.78	--	85.37	AV	126.00	150	Vertical	Pass
3	5198.000	90.80	-2.78	--	90.20	Peak	126.00	150	Vertical	Pass
4**	6683.000	47.22	0.84	--	--	AV	336.00	150	Vertical	Pass
4	6683.000	53.61	0.84	68.2	-14.59	Peak	336.00	150	Vertical	Pass
5**	11285.188	43.69	0.61	54.0	-10.31	AV	322.00	150	Vertical	Pass
5	11285.188	50.42	0.61	74.0	-23.58	Peak	322.00	150	Vertical	Pass
6**	17229.562	48.46	2.49	--	--	AV	148.00	150	Vertical	Pass
6	17229.562	54.91	2.49	68.2	-13.29	Peak	148.00	150	Vertical	Pass

1 GHz to 18 GHz, ANT H Band I 11ac40 Low channel

No.	Frequency (MHz)	Results (dBuV/m)	Factor (dB)	Limit (dBuV/m)	Margin (dB)	Detector	Table (o)	Height (cm)	ANT	Verdict
1**	1880.000	43.41	-16.33	--	--	AV	273.00	150	Horizontal	Pass
1	1880.000	48.37	-16.33	68.2	-19.83	Peak	273.00	150	Horizontal	Pass
2**	2826.500	51.41	-10.16	54.0	-2.59	AV	82.00	150	Horizontal	Pass
2	2826.500	52.72	-10.16	74.0	-21.28	Peak	82.00	150	Horizontal	Pass
3**	5195.000	92.42	-2.68	--	92.42	AV	154.00	150	Horizontal	Pass
3	5195.000	97.29	-2.68	--	98.71	Peak	154.00	150	Horizontal	Pass
4**	6670.000	48.79	2.08	--	--	AV	296.00	150	Horizontal	Pass
4	6670.000	53.21	2.08	68.2	-14.99	Peak	296.00	150	Horizontal	Pass
5**	12328.813	43.66	1.86	54.0	-10.34	AV	0.00	150	Horizontal	Pass
5	12328.813	51.31	1.86	74.0	-22.69	Peak	0.00	150	Horizontal	Pass
6**	17434.313	51.44	4.39	--	--	AV	318.00	150	Horizontal	Pass
6	17434.313	55.97	4.39	68.2	-12.23	Peak	318.00	150	Horizontal	Pass

1 GHz to 18 GHz, ANT V Band I 11ac40 High channel

No.	Frequency (MHz)	Results (dBuV/m)	Factor (dB)	Limit (dBuV/m)	Margin (dB)	Detector	Table (o)	Height (cm)	ANT	Verdict
1**	1884.000	48.89	-16.25	--	--	AV	197.00	150	Vertical	Pass
1	1884.000	52.10	-16.25	68.2	-16.10	Peak	197.00	150	Vertical	Pass
2**	2854.000	51.06	-9.83	54.0	-2.94	AV	190.00	150	Vertical	Pass
2	2854.000	52.30	-9.83	74.0	-21.70	Peak	190.00	150	Vertical	Pass
3**	5225.000	85.48	-3.16	--	85.48	AV	136.00	150	Vertical	Pass
3	5225.000	90.89	-3.16	--	90.11	Peak	136.00	150	Vertical	Pass
4**	6683.000	47.50	0.84	--	--	AV	113.00	150	Vertical	Pass
4	6683.000	54.14	0.84	68.2	-14.06	Peak	113.00	150	Vertical	Pass
5**	13815.750	45.32	2.89	--	--	AV	0.00	150	Vertical	Pass
5	13815.750	52.61	2.89	68.2	-15.59	Peak	0.00	150	Vertical	Pass
6**	17389.687	49.49	4.05	--	--	AV	286.00	150	Vertical	Pass
6	17389.687	55.08	4.05	68.2	-13.12	Peak	286.00	150	Vertical	Pass

1 GHz to 18 GHz, ANT H Band I 11ac40 High channel

No.	Frequency (MHz)	Results (dBuV/m)	Factor (dB)	Limit (dBuV/m)	Margin (dB)	Detector	Table (o)	Height (cm)	ANT	Verdict
1**	2112.000	48.93	-13.70	--	--	AV	110.00	150	Horizontal	Pass
1	2112.000	49.99	-13.70	68.2	-18.21	Peak	110.00	150	Horizontal	Pass
2**	2854.000	50.19	-9.83	54.0	-3.81	AV	76.00	150	Horizontal	Pass
2	2854.000	52.09	-9.83	74.0	-21.91	Peak	76.00	150	Horizontal	Pass
3**	5224.000	91.40	-3.16	--	91.40	AV	152.00	150	Horizontal	Pass
3	5224.000	95.48	-3.16	--	95.52	Peak	152.00	150	Horizontal	Pass
4**	6673.000	49.17	1.94	--	--	AV	74.00	150	Horizontal	Pass
4	6673.000	53.01	1.94	68.2	-15.19	Peak	74.00	150	Horizontal	Pass
5**	12944.250	44.22	1.26	--	--	AV	298.00	150	Horizontal	Pass
5	12944.250	52.13	1.26	68.2	-16.07	Peak	298.00	150	Horizontal	Pass
6**	17410.687	48.64	4.58	--	--	AV	360.00	150	Horizontal	Pass
6	17410.687	56.39	4.58	68.2	-11.81	Peak	360.00	150	Horizontal	Pass

1 GHz to 18 GHz, ANT V Band II 11ac40 Low channel

No.	Frequency (MHz)	Results (dBuV/m)	Factor (dB)	Limit (dBuV/m)	Margin (dB)	Detector	Table (o)	Height (cm)	ANT	Verdict
1**	1859.500	51.05	-16.41	--	--	AV	200.00	150	Vertical	Pass
1	1859.500	53.06	-16.41	68.2	-15.14	Peak	200.00	150	Vertical	Pass
2**	2811.000	48.22	-10.18	54.0	-5.78	AV	150.00	150	Vertical	Pass
2	2811.000	50.77	-10.18	74.0	-23.23	Peak	150.00	150	Vertical	Pass
3**	5267.000	86.75	-3.06	--	86.75	AV	125.00	150	Vertical	Pass
3	5267.000	90.77	-3.06	--	90.23	Peak	125.00	150	Vertical	Pass
4**	6681.000	47.89	1.49	--	--	AV	57.00	150	Vertical	Pass
4	6681.000	53.91	1.49	68.2	-14.29	Peak	57.00	150	Vertical	Pass
5**	10215.687	42.78	0.68	--	--	AV	184.00	150	Vertical	Pass
5	10215.687	51.30	0.68	68.2	-16.90	Peak	184.00	150	Vertical	Pass
6**	16826.625	46.63	1.87	--	--	AV	360.00	150	Vertical	Pass
6	16826.625	54.60	1.87	68.2	-13.60	Peak	360.00	150	Vertical	Pass

1 GHz to 18 GHz, ANT H Band II 11ac40 Low channel

No.	Frequency (MHz)	Results (dBuV/m)	Factor (dB)	Limit (dBuV/m)	Margin (dB)	Detector	Table (o)	Height (cm)	ANT	Verdict
1**	2112.500	46.69	-13.62	--	--	AV	111.00	150	Horizontal	Pass
1	2112.500	48.22	-13.62	68.2	-19.98	Peak	111.00	150	Horizontal	Pass
2**	2854.000	48.32	-9.83	54.0	-5.68	AV	111.00	150	Horizontal	Pass
2	2854.000	50.30	-9.83	74.0	-23.70	Peak	111.00	150	Horizontal	Pass
3**	5286.000	90.68	-2.72	--	90.68	AV	121.00	150	Horizontal	Pass
3	5286.000	94.62	-2.72	--	94.38	Peak	121.00	150	Horizontal	Pass
4**	6676.000	48.68	1.77	--	--	AV	252.00	150	Horizontal	Pass
4	6676.000	52.56	1.77	68.2	-15.64	Peak	252.00	150	Horizontal	Pass
5**	12370.500	44.19	1.55	54.0	-9.81	AV	30.00	150	Horizontal	Pass
5	12370.500	50.61	1.55	74.0	-23.39	Peak	30.00	150	Horizontal	Pass
6**	17425.125	48.95	4.70	--	--	AV	202.00	150	Horizontal	Pass
6	17425.125	54.63	4.70	68.2	-13.57	Peak	202.00	150	Horizontal	Pass

1 GHz to 18 GHz, ANT V Band II 11ac40 High channel

No.	Frequency (MHz)	Results (dBuV/m)	Factor (dB)	Limit (dBuV/m)	Margin (dB)	Detector	Table (o)	Height (cm)	ANT	Verdict
1**	1798.000	46.09	-16.88	--	--	AV	185.00	150	Vertical	Pass
1	1798.000	50.88	-16.88	68.2	-17.32	Peak	185.00	150	Vertical	Pass
2**	2854.000	49.89	-9.83	54.0	-4.11	AV	170.00	150	Vertical	Pass
2	2854.000	51.14	-9.83	74.0	-22.86	Peak	170.00	150	Vertical	Pass
3**	5295.000	83.93	-2.99	--	83.93	AV	138.00	150	Vertical	Pass
3	5295.000	89.40	-2.99	--	88.60	Peak	138.00	150	Vertical	Pass
4**	6681.000	48.39	1.49	--	--	AV	332.00	150	Vertical	Pass
4	6681.000	52.64	1.49	68.2	-15.56	Peak	332.00	150	Vertical	Pass
5**	11893.250	44.29	2.15	54.0	-9.71	AV	228.00	150	Vertical	Pass
5	11893.250	50.73	2.15	74.0	-23.27	Peak	228.00	150	Vertical	Pass
6**	17459.249	49.75	3.88	--	--	AV	301.00	150	Vertical	Pass
6	17459.249	55.40	3.88	68.2	-12.80	Peak	301.00	150	Vertical	Pass

1 GHz to 18 GHz, ANT H Band II 11ac40 High channel

No.	Frequency (MHz)	Results (dBuV/m)	Factor (dB)	Limit (dBuV/m)	Margin (dB)	Detector	Table (o)	Height (cm)	ANT	Verdict
1**	2112.500	46.34	-13.62	--	--	AV	122.00	150	Horizontal	Pass
1	2112.500	48.55	-13.62	68.2	-19.65	Peak	122.00	150	Horizontal	Pass
2**	2826.500	50.49	-10.16	54.0	-3.51	AV	109.00	150	Horizontal	Pass
2	2826.500	51.35	-10.16	74.0	-22.65	Peak	109.00	150	Horizontal	Pass
3**	5304.000	91.28	-3.24	--	91.28	AV	113.00	150	Horizontal	Pass
3	5304.000	93.84	-3.24	--	93.16	Peak	113.00	150	Horizontal	Pass
4**	6679.000	48.40	1.57	--	--	AV	283.00	150	Horizontal	Pass
4	6679.000	53.07	1.57	68.2	-15.13	Peak	283.00	150	Horizontal	Pass
5**	14234.438	46.22	2.42	--	--	AV	117.00	150	Horizontal	Pass
5	14234.438	52.38	2.42	68.2	-15.82	Peak	117.00	150	Horizontal	Pass
6**	17482.875	49.84	3.34	--	--	AV	282.00	150	Horizontal	Pass
6	17482.875	55.17	3.34	68.2	-13.03	Peak	282.00	150	Horizontal	Pass

1 GHz to 18 GHz, ANT V Band III 11ac40 Low channel

No.	Frequency (MHz)	Results (dBuV/m)	Factor (dB)	Limit (dBuV/m)	margin(dB)	Detector	Table (o)	Height (cm)	ANT	Verdict
1**	1891.500	30.90	-15.95	--	--	AV	179.00	150	Vertical	Pass
1	1891.500	51.45	-15.95	68.2	-16.75	Peak	179.00	150	Vertical	Pass
2**	2853.500	42.00	-9.91	54.0	-12.00	AV	179.00	150	Vertical	Pass
2	2853.500	52.18	-9.91	74.0	-21.82	Peak	179.00	150	Vertical	Pass
3**	5505.000	81.71	-2.46	--	81.71	AV	156.00	150	Vertical	Pass
3	5505.000	88.21	-2.46	--	88.79	Peak	156.00	150	Vertical	Pass
4**	6662.000	43.97	1.74	--	--	AV	316.00	150	Vertical	Pass
4	6662.000	53.27	1.74	68.2	-14.93	Peak	316.00	150	Vertical	Pass
5**	11891.812	39.72	2.12	54.0	-14.28	AV	264.00	150	Vertical	Pass
5	11891.812	51.22	2.12	74.0	-22.78	Peak	264.00	150	Vertical	Pass
6**	17423.813	44.92	4.74	--	--	AV	38.00	150	Vertical	Pass
6	17423.813	55.46	4.74	68.2	-12.74	Peak	38.00	150	Vertical	Pass

1 GHz to 18 GHz, ANT H Band III 11ac40 Low channel

No.	Frequency (MHz)	Results (dBuV/m)	Factor (dB)	Limit (dBuV/m)	margin(dB)	Detector	Table (o)	Height (cm)	ANT	Verdict
1**	2112.000	41.05	-13.70	--	--	AV	105.00	150	Horizontal	Pass
1	2112.000	47.41	-13.70	68.2	-20.79	Peak	105.00	150	Horizontal	Pass
2**	2829.000	36.96	-10.20	54.0	-17.04	AV	105.00	150	Horizontal	Pass
2	2829.000	51.72	-10.20	74.0	-22.28	Peak	105.00	150	Horizontal	Pass
3**	5514.000	86.19	-2.29	--	86.19	AV	120.00	150	Horizontal	Pass
3	5514.000	94.21	-2.29	--	94.79	Peak	120.00	150	Horizontal	Pass
4**	6662.000	43.51	1.74	--	--	AV	307.00	150	Horizontal	Pass
4	6662.000	53.34	1.74	68.2	-14.86	Peak	307.00	150	Horizontal	Pass
5**	12359.000	40.20	1.62	54.0	-13.80	AV	284.00	150	Horizontal	Pass
5	12359.000	51.42	1.62	74.0	-22.58	Peak	284.00	150	Horizontal	Pass
6**	15751.687	42.91	1.85	54.0	-11.09	AV	53.00	150	Horizontal	Pass
6	15751.687	54.24	1.85	74.0	-19.76	Peak	53.00	150	Horizontal	Pass

1 GHz to 18 GHz, ANT V Band III 11ac40 Middle channel

No.	Frequency (MHz)	Results (dBuV/m)	Factor (dB)	Limit (dBuV/m)	Margin (dB)	Detector	Table (o)	Height (cm)	ANT	Verdict
1**	1995.500	33.57	-15.27	--	--	AV	231.00	150	Vertical	Pass
1	1995.500	51.02	-15.27	68.2	-17.18	Peak	231.00	150	Vertical	Pass
2**	2853.500	43.13	-9.91	54.0	-10.87	AV	200.00	150	Vertical	Pass
2	2853.500	52.67	-9.91	74.0	-21.33	Peak	200.00	150	Vertical	Pass
3**	5595.000	80.50	-2.49	--	80.50	AV	136.00	150	Vertical	Pass
3	5595.000	87.90	-2.49	--	88.10	Peak	136.00	150	Vertical	Pass
4**	6679.000	43.93	1.57	--	--	AV	7.00	150	Vertical	Pass
4	6679.000	54.18	1.57	68.2	-14.02	Peak	7.00	150	Vertical	Pass
5**	11328.312	39.06	0.81	54.0	-14.94	AV	120.00	150	Vertical	Pass
5	11328.312	50.90	0.81	74.0	-23.10	Peak	120.00	150	Vertical	Pass
6**	17425.125	45.23	4.70	--	--	AV	0.00	150	Vertical	Pass
6	17425.125	55.12	4.70	68.2	-13.08	Peak	0.00	150	Vertical	Pass

1 GHz to 18 GHz, ANT H Band III 11ac40 Middle channel

No.	Frequency (MHz)	Results (dBuV/m)	Factor (dB)	Limit (dBuV/m)	margin(dB)	Detector	Table (o)	Height (cm)	ANT	Verdict
1**	2112.000	41.16	-13.70	--	--	AV	109.00	150	Horizontal	Pass
1	2112.000	47.70	-13.70	68.2	-20.50	Peak	109.00	150	Horizontal	Pass
2**	2810.500	44.97	-10.25	54.0	-9.03	AV	63.00	150	Horizontal	Pass
2	2810.500	51.87	-10.25	74.0	-22.13	Peak	63.00	150	Horizontal	Pass
3**	5596.000	86.89	-2.43	--	86.89	AV	129.00	150	Horizontal	Pass
3	5596.000	93.74	-2.43	--	93.26	Peak	129.00	150	Horizontal	Pass
4**	6678.000	43.75	1.62	--	--	AV	118.00	150	Horizontal	Pass
4	6678.000	53.51	1.62	68.2	-14.69	Peak	118.00	150	Horizontal	Pass
5**	10235.813	39.29	0.99	--	--	AV	132.00	150	Horizontal	Pass
5	10235.813	50.76	0.99	68.2	-17.44	Peak	132.00	150	Horizontal	Pass
6**	17362.125	44.10	3.12	--	--	AV	113.00	150	Horizontal	Pass
6	17362.125	55.21	3.12	68.2	-12.99	Peak	113.00	150	Horizontal	Pass

1 GHz to 18 GHz, ANT V Band III 11ac40 High channel

No.	Frequency (MHz)	Results (dBuV/m)	Factor (dB)	Limit (dBuV/m)	margin(dB)	Detector	Table (o)	Height (cm)	ANT	Verdict
1**	1962.500	38.82	-15.54	--	--	AV	235.00	150	Vertical	Pass
1	1962.500	51.22	-15.54	68.2	-16.98	Peak	235.00	150	Vertical	Pass
2**	2829.500	47.63	-10.17	54.0	-6.37	AV	189.00	150	Vertical	Pass
2	2829.500	51.25	-10.17	74.0	-22.75	Peak	189.00	150	Vertical	Pass
3**	5663.000	79.13	-2.45	--	79.13	AV	32.00	150	Vertical	Pass
3	5663.000	86.88	-2.45	--	87.88	Peak	32.00	150	Vertical	Pass
4**	6670.000	44.10	2.08	--	--	AV	163.00	150	Vertical	Pass
4	6670.000	53.86	2.08	68.2	-14.34	Peak	163.00	150	Vertical	Pass
5**	9655.063	38.36	0.05	--	--	AV	6.00	150	Vertical	Pass
5	9655.063	49.93	0.05	68.2	-18.27	Peak	6.00	150	Vertical	Pass
6**	17503.875	44.00	2.97	--	--	AV	189.00	150	Vertical	Pass
6	17503.875	55.38	2.97	68.2	-12.82	Peak	189.00	150	Vertical	Pass

1 GHz to 18 GHz, ANT H Band III 11ac40 High channel

No.	Frequency (MHz)	Results (dBuV/m)	Factor (dB)	Limit (dBuV/m)	margin(dB)	Detector	Table (o)	Height (cm)	ANT	Verdict
1**	2112.000	42.64	-13.70	--	--	AV	138.00	150	Horizontal	Pass
1	2112.000	48.71	-13.70	68.2	-19.49	Peak	138.00	150	Horizontal	Pass
2**	2799.000	44.69	-10.47	54.0	-9.31	AV	83.00	150	Horizontal	Pass
2	2799.000	49.30	-10.47	74.0	-24.70	Peak	83.00	150	Horizontal	Pass
3**	5674.000	86.46	-2.09	--	86.46	AV	149.00	150	Horizontal	Pass
3	5674.000	93.68	-2.09	--	93.32	Peak	149.00	150	Horizontal	Pass
4**	6658.000	43.34	1.46	--	--	AV	359.00	150	Horizontal	Pass
4	6658.000	54.34	1.46	68.2	-13.86	Peak	359.00	150	Horizontal	Pass
5**	11443.313	39.28	0.33	54.0	-14.72	AV	360.00	150	Horizontal	Pass
5	11443.313	51.36	0.33	74.0	-22.64	Peak	360.00	150	Horizontal	Pass
6**	16973.625	44.33	2.94	--	--	AV	119.00	150	Horizontal	Pass
6	16973.625	55.53	2.94	68.2	-12.67	Peak	119.00	150	Horizontal	Pass

1 GHz to 18 GHz, ANT V Band IV 11ac40 Low channel

No.	Frequency (MHz)	Results (dBuV/m)	Factor (dB)	Limit (dBuV/m)	Margin (dB)	Detector	Table (o)	Height (cm)	ANT	Verdict
1**	1846.000	31.73	-16.50	--	--	AV	192.00	150	Vertical	Pass
1	1846.000	52.55	-16.50	68.2	-15.65	Peak	192.00	150	Vertical	Pass
2**	2829.500	45.01	-10.17	54.0	-8.99	AV	101.00	150	Vertical	Pass
2	2829.500	50.02	-10.17	74.0	-23.98	Peak	101.00	150	Vertical	Pass
3**	5753.000	85.12	-2.09	--	85.12	AV	9.00	150	Vertical	Pass
3	5753.000	92.69	-2.09	--	93.69	Peak	9.00	150	Vertical	Pass
4**	6675.000	43.84	1.88	--	--	AV	240.00	150	Vertical	Pass
4	6675.000	54.16	1.88	68.2	-14.04	Peak	240.00	150	Vertical	Pass
5**	13851.187	41.37	2.44	--	--	AV	0.00	150	Vertical	Pass
5	13851.187	52.30	2.44	68.2	-15.90	Peak	0.00	150	Vertical	Pass
6**	17409.374	44.27	4.54	--	--	AV	128.00	150	Vertical	Pass
6	17409.374	55.62	4.54	68.2	-12.58	Peak	128.00	150	Vertical	Pass

1 GHz to 18 GHz, ANT H Band IV 11ac40 Low channel

No.	Frequency (MHz)	Results (dBuV/m)	Factor (dB)	Limit (dBuV/m)	Margin (dB)	Detector	Table (o)	Height (cm)	ANT	Verdict
1**	1539.000	26.18	-17.38	54.0	-27.82	AV	11.00	150	Horizontal	Pass
1	1539.000	55.64	-17.38	74.0	-18.36	Peak	11.00	150	Horizontal	Pass
2**	2826.500	49.95	-10.16	54.0	-4.05	AV	130.00	150	Horizontal	Pass
2	2826.500	52.42	-10.16	74.0	-21.58	Peak	130.00	150	Horizontal	Pass
3**	5740.000	90.28	-2.22	--	90.28	AV	103.00	150	Horizontal	Pass
3	5740.000	98.08	-2.22	--	98.92	Peak	103.00	150	Horizontal	Pass
4**	6673.000	43.95	1.94	--	--	AV	8.00	150	Horizontal	Pass
4	6673.000	53.68	1.94	68.2	-14.52	Peak	8.00	150	Horizontal	Pass
5**	11993.875	39.77	1.40	54.0	-14.23	AV	79.00	150	Horizontal	Pass
5	11993.875	51.53	1.40	74.0	-22.47	Peak	79.00	150	Horizontal	Pass
6**	17427.751	45.99	4.62	--	--	AV	130.00	150	Horizontal	Pass
6	17427.751	55.94	4.62	68.2	-12.26	Peak	130.00	150	Horizontal	Pass

1 GHz to 18 GHz, ANT V Band IV 11ac40 High channel

No.	Frequency (MHz)	Results (dBuV/m)	Factor (dB)	Limit (dBuV/m)	Margin (dB)	Detector	Table (o)	Height (cm)	ANT	Verdict
1**	1964.000	36.92	-15.59	--	--	AV	258.00	150	Vertical	Pass
1	1964.000	50.50	-15.59	68.2	-17.70	Peak	258.00	150	Vertical	Pass
2**	2853.500	42.10	-9.91	54.0	-11.90	AV	197.00	150	Vertical	Pass
2	2853.500	52.88	-9.91	74.0	-21.12	Peak	197.00	150	Vertical	Pass
3**	5801.000	86.06	-1.70	--	86.06	AV	286.00	150	Vertical	Pass
3	5801.000	93.27	-1.70	--	93.73	Peak	286.00	150	Vertical	Pass
4**	6666.000	43.77	1.82	--	--	AV	193.00	150	Vertical	Pass
4	6666.000	54.57	1.82	68.2	-13.63	Peak	193.00	150	Vertical	Pass
5**	12327.375	39.58	1.84	54.0	-14.42	AV	277.00	150	Vertical	Pass
5	12327.375	51.20	1.84	74.0	-22.80	Peak	277.00	150	Vertical	Pass
6**	17475.000	45.54	3.60	--	--	AV	190.00	150	Vertical	Pass
6	17475.000	55.42	3.60	68.2	-12.78	Peak	190.00	150	Vertical	Pass

1 GHz to 18 GHz, ANT H Band IV 11ac40 High channel

No.	Frequency (MHz)	Results (dBuV/m)	Factor (dB)	Limit (dBuV/m)	Margin (dB)	Detector	Table (o)	Height (cm)	ANT	Verdict
1**	2112.000	41.53	-13.70	--	--	AV	139.00	150	Horizontal	Pass
1	2112.000	48.06	-13.70	68.2	-20.14	Peak	139.00	150	Horizontal	Pass
2**	2826.000	38.74	-10.15	54.0	-15.26	AV	75.00	150	Horizontal	Pass
2	2826.000	51.10	-10.15	74.0	-22.90	Peak	75.00	150	Horizontal	Pass
3**	5791.000	91.19	-1.99	--	91.19	AV	118.00	150	Horizontal	Pass
3	5791.000	98.41	-1.99	--	98.59	Peak	118.00	150	Horizontal	Pass
4**	6670.000	44.35	2.08	--	--	AV	0.00	150	Horizontal	Pass
4	6670.000	53.49	2.08	68.2	-14.71	Peak	0.00	150	Horizontal	Pass
5**	10497.438	39.12	-0.45	--	--	AV	8.00	150	Horizontal	Pass
5	10497.438	50.89	-0.45	68.2	-17.31	Peak	8.00	150	Horizontal	Pass
6**	17436.938	45.09	4.27	--	--	AV	311.00	150	Horizontal	Pass
6	17436.938	55.41	4.27	68.2	-12.79	Peak	311.00	150	Horizontal	Pass

1 GHz to 18 GHz, ANT V Band I 11ac80 Middle channel

No.	Frequency (MHz)	Results (dBuV/m)	Factor (dB)	Limit (dBuV/m)	Margin (dB)	Detector	Table (o)	Height (cm)	ANT	Verdict
1**	1827.500	49.29	-16.49	--	--	AV	193.00	150	Vertical	Pass
1	1827.500	50.40	-16.49	68.2	-17.80	Peak	193.00	150	Vertical	Pass
2**	2854.000	49.64	-9.83	54.0	-4.36	AV	167.00	150	Vertical	Pass
2	2854.000	51.13	-9.83	74.0	-22.87	Peak	167.00	150	Vertical	Pass
3**	5201.000	85.03	-2.73	--	85.03	AV	188.00	150	Vertical	Pass
3	5201.000	90.45	-2.73	--	90.55	Peak	188.00	150	Vertical	Pass
4**	6667.000	49.18	1.87	--	--	AV	350.00	150	Vertical	Pass
4	6667.000	53.30	1.87	68.2	-14.90	Peak	350.00	150	Vertical	Pass
5**	14440.500	45.81	2.66	--	--	AV	360.00	150	Vertical	Pass
5	14440.500	52.74	2.66	68.2	-15.46	Peak	360.00	150	Vertical	Pass
6**	17611.500	47.36	3.08	--	--	AV	254.00	150	Vertical	Pass
6	17611.500	54.88	3.08	68.2	-13.32	Peak	254.00	150	Vertical	Pass

1 GHz to 18 GHz, ANT H Band I 11ac80 Middle channel

No.	Frequency (MHz)	Results (dBuV/m)	Factor (dB)	Limit (dBuV/m)	Margin (dB)	Detector	Table (o)	Height (cm)	ANT	Verdict
1**	2112.500	46.02	-13.62	--	--	AV	122.00	150	Horizontal	Pass
1	2112.500	48.33	-13.62	68.2	-19.87	Peak	122.00	150	Horizontal	Pass
2**	2829.500	51.68	-10.17	54.0	-2.32	AV	83.00	150	Horizontal	Pass
2	2829.500	52.56	-10.17	74.0	-21.44	Peak	83.00	150	Horizontal	Pass
3**	5208.000	89.90	-2.60	--	89.90	AV	142.00	150	Horizontal	Pass
3	5208.000	95.24	-2.60	--	95.76	Peak	142.00	150	Horizontal	Pass
4**	6658.000	48.35	1.46	--	--	AV	65.00	150	Horizontal	Pass
4	6658.000	53.15	1.46	68.2	-15.05	Peak	65.00	150	Horizontal	Pass
5**	14321.063	44.65	1.30	--	--	AV	284.00	150	Horizontal	Pass
5	14321.063	52.37	1.30	68.2	-15.83	Peak	284.00	150	Horizontal	Pass
6**	17433.000	48.93	4.44	--	--	AV	292.00	150	Horizontal	Pass
6	17433.000	54.83	4.44	68.2	-13.37	Peak	292.00	150	Horizontal	Pass

1 GHz to 18 GHz, ANT V Band II 11ac80 Middle channel

No.	Frequency (MHz)	Results (dBuV/m)	Factor (dB)	Limit (dBuV/m)	Margin (dB)	Detector	Table (o)	Height (cm)	ANT	Verdict
1**	1898.000	46.88	-15.94	--	--	AV	189.00	150	Vertical	Pass
1	1898.000	51.48	-15.94	68.2	-16.72	Peak	189.00	150	Vertical	Pass
2**	2829.500	50.67	-10.17	54.0	-3.33	AV	219.00	150	Vertical	Pass
2	2829.500	51.73	-10.17	74.0	-22.27	Peak	219.00	150	Vertical	Pass
3**	5283.000	85.24	-2.71	--	85.24	AV	132.00	150	Vertical	Pass
3	5283.000	90.09	-2.71	--	89.91	Peak	132.00	150	Vertical	Pass
4**	6657.000	48.56	1.34	--	--	AV	52.00	150	Vertical	Pass
4	6657.000	53.92	1.34	68.2	-14.28	Peak	52.00	150	Vertical	Pass
5**	11799.812	43.47	1.11	54.0	-10.53	AV	137.00	150	Vertical	Pass
5	11799.812	50.69	1.11	74.0	-23.31	Peak	137.00	150	Vertical	Pass
6**	14958.937	46.54	1.73	--	--	AV	356.00	150	Vertical	Pass
6	14958.937	53.77	1.73	68.2	-14.43	Peak	356.00	150	Vertical	Pass

1 GHz to 18 GHz, ANT H Band II 11ac80 Middle channel

No.	Frequency (MHz)	Results (dBuV/m)	Factor (dB)	Limit (dBuV/m)	Margin (dB)	Detector	Table (o)	Height (cm)	ANT	Verdict
1**	2112.500	47.90	-13.62	--	--	AV	106.00	150	Horizontal	Pass
1	2112.500	49.55	-13.62	68.2	-18.65	Peak	106.00	150	Horizontal	Pass
2**	2811.000	50.46	-10.18	54.0	-3.54	AV	87.00	150	Horizontal	Pass
2	2811.000	52.62	-10.18	74.0	-21.38	Peak	87.00	150	Horizontal	Pass
3**	5274.000	90.12	-2.67	--	90.12	AV	110.00	150	Horizontal	Pass
3	5274.000	94.14	-2.67	--	94.86	Peak	110.00	150	Horizontal	Pass
4**	6674.000	47.97	1.92	--	--	AV	70.00	150	Horizontal	Pass
4	6674.000	52.81	1.92	68.2	-15.39	Peak	70.00	150	Horizontal	Pass
5**	10941.625	43.26	0.15	54.0	-10.74	AV	137.00	150	Horizontal	Pass
5	10941.625	50.45	0.15	74.0	-23.55	Peak	137.00	150	Horizontal	Pass
6**	17590.499	47.34	3.10	--	--	AV	292.00	150	Horizontal	Pass
6	17590.499	55.26	3.10	68.2	-12.94	Peak	292.00	150	Horizontal	Pass

1 GHz to 18 GHz, ANT V Band III 11ac80 Low channel

No.	Frequency (MHz)	Results (dBuV/m)	Factor (dB)	Limit (dBuV/m)	margin(dB)	Detector	Table (o)	Height (cm)	ANT	Verdict
1**	1849.000	33.42	-16.66	--	--	AV	179.00	150	Vertical	Pass
1	1849.000	51.43	-16.66	68.2	-16.77	Peak	179.00	150	Vertical	Pass
2**	2829.500	47.89	-10.17	54.0	-6.11	AV	179.00	150	Vertical	Pass
2	2829.500	52.01	-10.17	74.0	-21.99	Peak	179.00	150	Vertical	Pass
3**	5516.000	81.31	-2.49	--	81.31	AV	140.00	150	Vertical	Pass
3	5516.000	88.63	-2.49	--	89.37	Peak	140.00	150	Vertical	Pass
4**	6681.000	44.31	1.49	--	--	AV	359.00	150	Vertical	Pass
4	6681.000	53.37	1.49	68.2	-14.83	Peak	359.00	150	Vertical	Pass
5**	9652.187	38.62	-0.02	--	--	AV	218.00	150	Vertical	Pass
5	9652.187	50.18	-0.02	68.2	-18.02	Peak	218.00	150	Vertical	Pass
6**	16872.563	43.61	1.82	--	--	AV	2.00	150	Vertical	Pass
6	16872.563	55.45	1.82	68.2	-12.75	Peak	2.00	150	Vertical	Pass

1 GHz to 18 GHz, ANT H Band III 11ac80 Low channel

No.	Frequency (MHz)	Results (dBuV/m)	Factor (dB)	Limit (dBuV/m)	margin(dB)	Detector	Table (o)	Height (cm)	ANT	Verdict
1**	2112.000	41.08	-13.70	--	--	AV	106.00	150	Horizontal	Pass
1	2112.000	47.75	-13.70	68.2	-20.45	Peak	106.00	150	Horizontal	Pass
2**	2826.000	40.02	-10.15	54.0	-13.98	AV	106.00	150	Horizontal	Pass
2	2826.000	52.27	-10.15	74.0	-21.73	Peak	106.00	150	Horizontal	Pass
3**	5552.000	86.62	-2.07	--	86.62	AV	125.00	150	Horizontal	Pass
3	5552.000	93.90	-2.07	--	93.10	Peak	125.00	150	Horizontal	Pass
4**	6677.000	43.79	1.67	--	--	AV	359.00	150	Horizontal	Pass
4	6677.000	53.98	1.67	68.2	-14.22	Peak	359.00	150	Horizontal	Pass
5**	12351.813	39.60	1.73	54.0	-14.40	AV	237.00	150	Horizontal	Pass
5	12351.813	51.45	1.73	74.0	-22.55	Peak	237.00	150	Horizontal	Pass
6**	16556.250	43.08	1.90	--	--	AV	360.00	150	Horizontal	Pass
6	16556.250	55.11	1.90	68.2	-13.09	Peak	360.00	150	Horizontal	Pass

1 GHz to 18 GHz, ANT V Band III 11ac80 High channel

No.	Frequency (MHz)	Results (dBuV/m)	Factor (dB)	Limit (dBuV/m)	margin(dB)	Detector	Table (o)	Height (cm)	ANT	Verdict
1**	1881.500	33.65	-16.35	--	--	AV	189.00	150	Vertical	Pass
1	1881.500	50.83	-16.35	68.2	-17.37	Peak	189.00	150	Vertical	Pass
2**	2853.500	43.01	-9.91	54.0	-10.99	AV	189.00	150	Vertical	Pass
2	2853.500	52.25	-9.91	74.0	-21.75	Peak	189.00	150	Vertical	Pass
3**	5612.000	80.04	-2.25	--	80.04	AV	315.00	150	Vertical	Pass
3	5612.000	88.20	-2.25	--	88.80	Peak	315.00	150	Vertical	Pass
4**	6683.000	43.62	0.84	--	--	AV	0.00	150	Vertical	Pass
4	6683.000	54.13	0.84	68.2	-14.07	Peak	0.00	150	Vertical	Pass
5**	14216.063	41.85	2.59	--	--	AV	194.00	150	Vertical	Pass
5	14216.063	52.57	2.59	68.2	-15.63	Peak	194.00	150	Vertical	Pass
6**	17423.813	45.58	4.74	--	--	AV	325.00	150	Vertical	Pass
6	17423.813	54.98	4.74	68.2	-13.22	Peak	325.00	150	Vertical	Pass

1 GHz to 18 GHz, ANT H Band III 11ac80 High channel

No.	Frequency (MHz)	Results (dBuV/m)	Factor (dB)	Limit (dBuV/m)	margin(dB)	Detector	Table (o)	Height (cm)	ANT	Verdict
1**	2112.000	42.87	-13.70	--	--	AV	150.00	150	Horizontal	Pass
1	2112.000	49.14	-13.70	68.2	-19.06	Peak	150.00	150	Horizontal	Pass
2**	2829.500	48.49	-10.17	54.0	-5.51	AV	150.00	150	Horizontal	Pass
2	2829.500	51.74	-10.17	74.0	-22.26	Peak	150.00	150	Horizontal	Pass
3**	5625.000	86.92	-2.20	--	86.92	AV	132.00	150	Horizontal	Pass
3	5625.000	94.71	-2.20	--	95.29	Peak	132.00	150	Horizontal	Pass
4**	6674.000	43.64	1.92	--	--	AV	360.00	150	Horizontal	Pass
4	6674.000	53.77	1.92	68.2	-14.43	Peak	360.00	150	Horizontal	Pass
5**	12129.000	39.40	0.76	54.0	-14.60	AV	34.00	150	Horizontal	Pass
5	12129.000	51.15	0.76	74.0	-22.85	Peak	34.00	150	Horizontal	Pass
6**	17363.438	44.04	3.18	--	--	AV	113.00	150	Horizontal	Pass
6	17363.438	56.46	3.18	68.2	-11.74	Peak	113.00	150	Horizontal	Pass

1 GHz to 18 GHz, ANT V Band IV 11ac80 Middle channel

No.	Frequency (MHz)	Results (dBuV/m)	Factor (dB)	Limit (dBuV/m)	Margin (dB)	Detector	Table (o)	Height (cm)	ANT	Verdict
1**	1853.500	32.87	-16.33	--	--	AV	218.00	150	Vertical	Pass
1	1853.500	51.28	-16.33	68.2	-16.92	Peak	218.00	150	Vertical	Pass
2**	2853.500	41.20	-9.91	54.0	-12.80	AV	189.00	150	Vertical	Pass
2	2853.500	51.02	-9.91	74.0	-22.98	Peak	189.00	150	Vertical	Pass
3**	5803.000	84.99	-1.83	--	84.99	AV	12.00	150	Vertical	Pass
3	5803.000	91.75	-1.83	--	92.75	Peak	12.00	150	Vertical	Pass
4**	6675.000	43.57	1.88	--	--	AV	360.00	150	Vertical	Pass
4	6675.000	53.59	1.88	68.2	-14.61	Peak	360.00	150	Vertical	Pass
5**	11055.188	39.46	-0.24	54.0	-14.54	AV	360.00	150	Vertical	Pass
5	11055.188	50.97	-0.24	74.0	-23.03	Peak	360.00	150	Vertical	Pass
6**	16129.688	44.25	1.78	54.0	-9.75	AV	33.00	150	Vertical	Pass
6	16129.688	54.77	1.78	74.0	-19.23	Peak	33.00	150	Vertical	Pass

1 GHz to 18 GHz, ANT H Band IV 11ac80 Middle channel

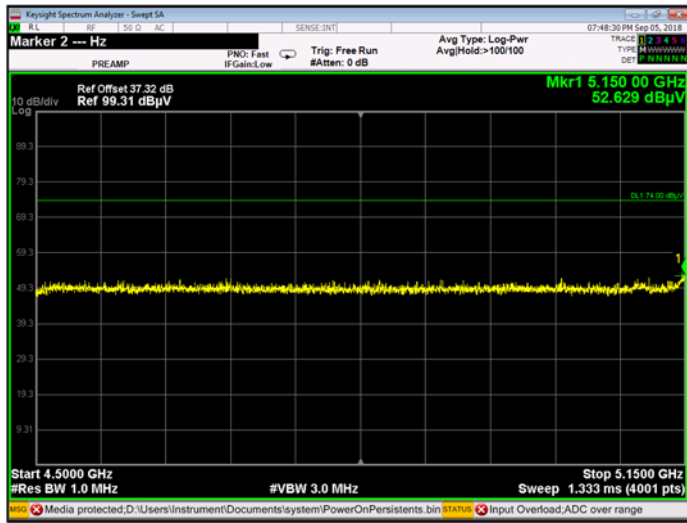
No.	Frequency (MHz)	Results (dBuV/m)	Factor (dB)	Limit (dBuV/m)	Margin (dB)	Detector	Table (o)	Height (cm)	ANT	Verdict
1**	2112.000	41.67	-13.70	--	--	AV	132.00	150	a	Pass
1	2112.000	48.09	-13.70	68.2	-20.11	Peak	132.00	150	Horizontal	Pass
2**	2810.500	42.80	-10.25	54.0	-11.20	AV	103.00	150	Horizontal	Pass
2	2810.500	50.01	-10.25	74.0	-23.99	Peak	103.00	150	Horizontal	Pass
3**	5791.000	90.93	-1.99	--	90.93	AV	112.00	150	Horizontal	Pass
3	5791.000	98.88	-1.99	--	99.12	Peak	112.00	150	Horizontal	Pass
4**	6671.000	44.06	2.08	--	--	AV	0.00	150	Horizontal	Pass
4	6671.000	53.45	2.08	68.2	-14.75	Peak	0.00	150	Horizontal	Pass
5**	10652.687	39.60	-0.15	54.0	-14.40	AV	53.00	150	Horizontal	Pass
5	10652.687	50.56	-0.15	74.0	-23.44	Peak	53.00	150	Horizontal	Pass
6**	16236.000	43.56	2.27	--	--	AV	0.00	150	Horizontal	Pass
6	16236.000	55.35	2.27	68.2	-12.85	Peak	0.00	150	Horizontal	Pass

A.6.2 Band Edge (Restricted-band)

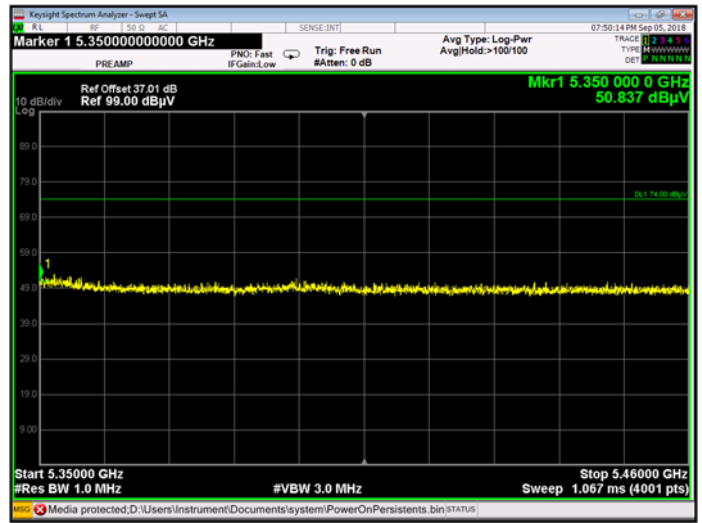
Test Band	Mode	Channel	Verdict
5.2 G	802.11a	Low	Pass
		High	Pass
	802.11n(HT20)	Low	Pass
		High	Pass
	802.11n(HT40)	Low	Pass
		High	Pass
	802.11ac(VHT20)	Low	Pass
		High	Pass
	802.11ac(VHT40)	Low	Pass
		High	Pass
802.11ac(VHT80)	Low	Pass	
	High	Pass	
5.5 G	802.11a	Low	Pass
		High	Pass
	802.11n(HT20)	Low	Pass
		High	Pass
	802.11n(HT40)	Low	Pass
		High	Pass
	802.11ac(VHT20)	Low	Pass
		High	Pass
	802.11ac(VHT40)	Low	Pass
		High	Pass
802.11ac(VHT80)	Middle	Pass	
5.8 G	802.11a	Low	Pass
		High	Pass
	802.11n(HT20)	Low	Pass
		High	Pass
	802.11n(HT40)	Low	Pass
		High	Pass
	802.11ac(VHT20)	Low	Pass
		High	Pass
	802.11ac(VHT40)	Low	Pass
		High	Pass
802.11ac(VHT80)	Middle	Pass	

Test Plots

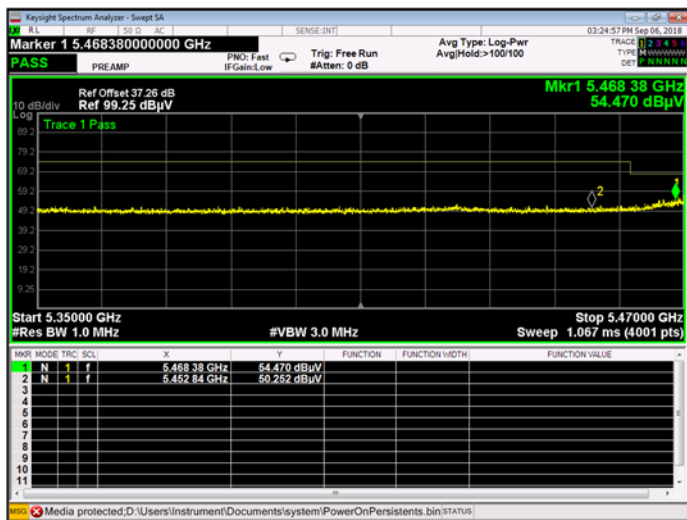
11a 5.2 G LOW CHANNEL, PEAK



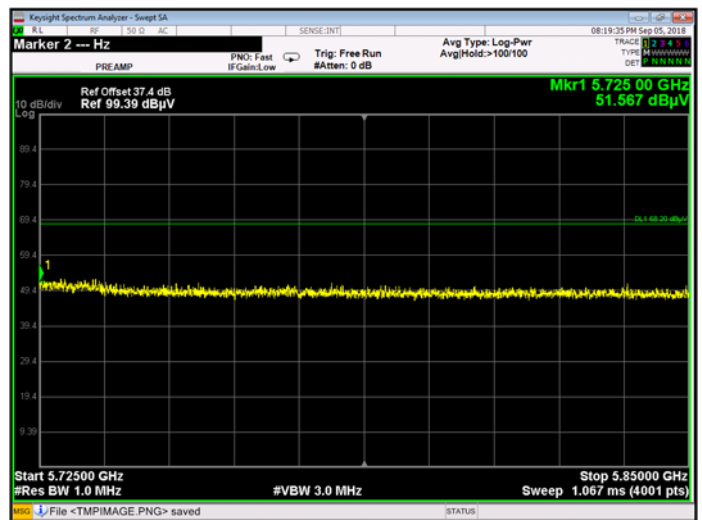
11a 5.2 G HIGH CHANNEL, PEAK



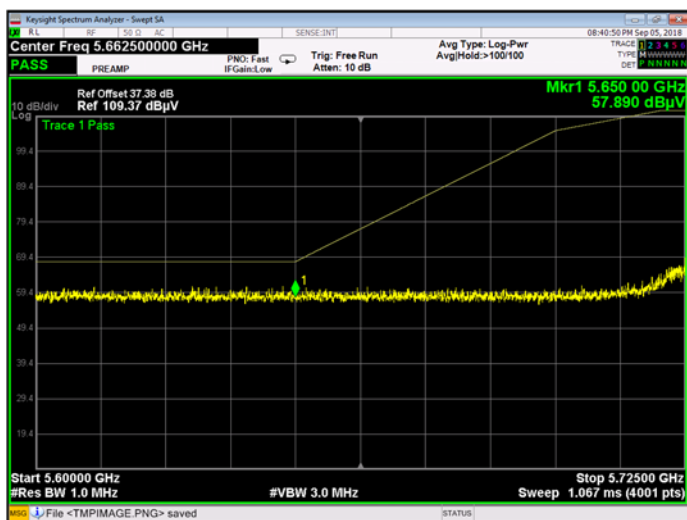
11a 5.5 G LOW CHANNEL, PEAK



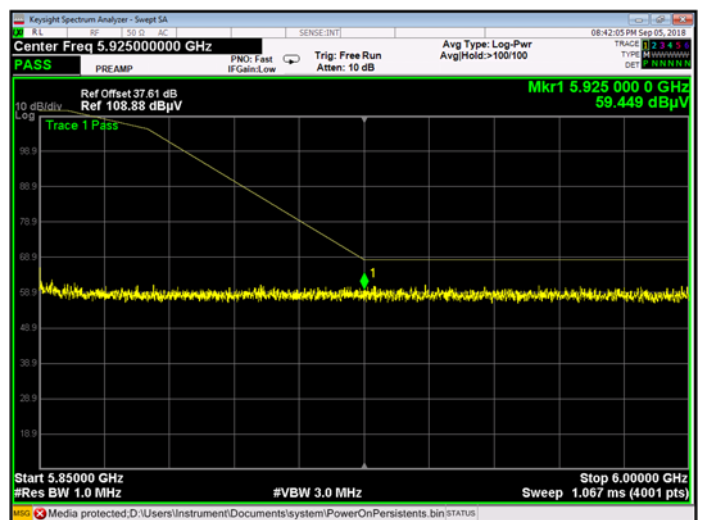
11a 5.5 G HIGH CHANNEL, PEAK



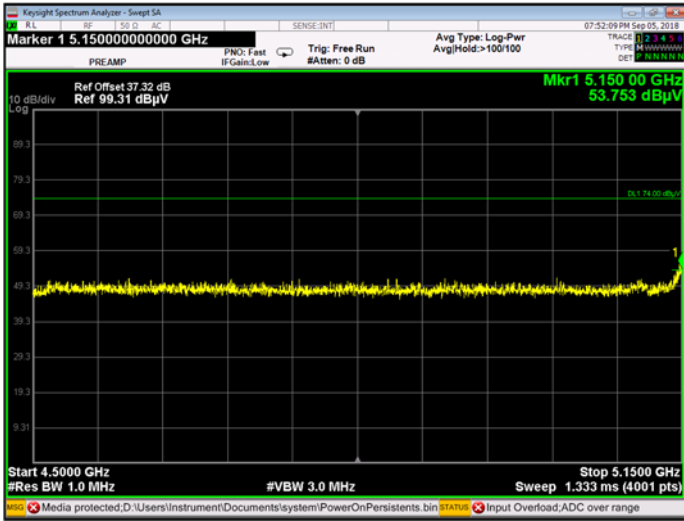
11a 5.8 G LOW CHANNEL, PEAK



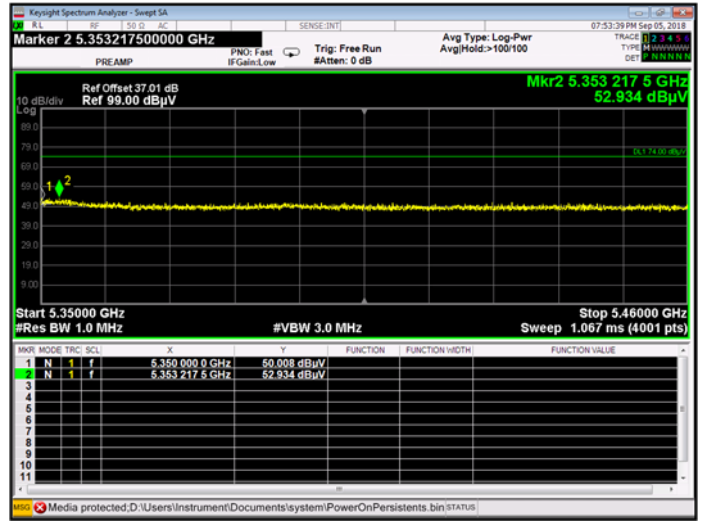
11a 5.8 G HIGH CHANNEL, PEAK



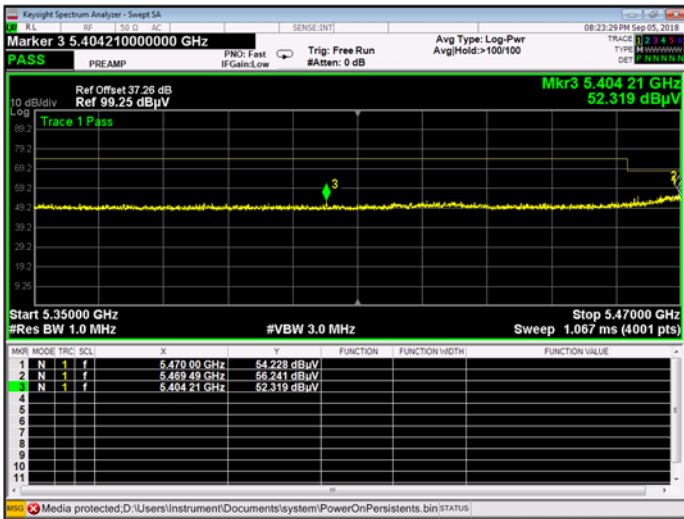
11n20 5.2 G LOW CHANNEL, PEAK



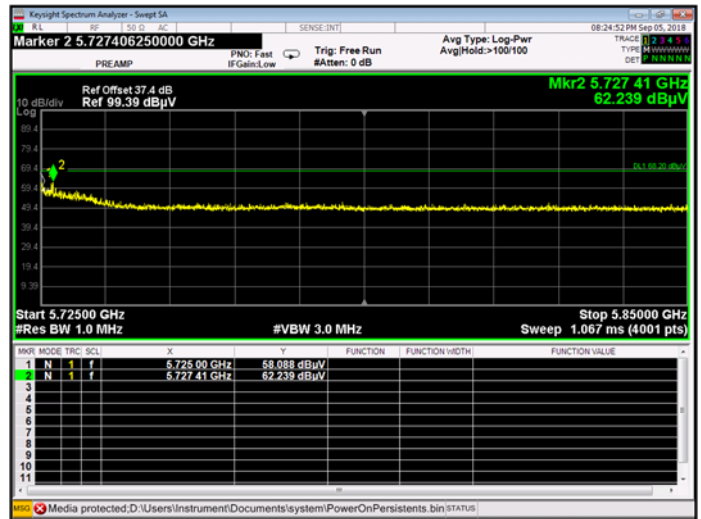
11n20 5.2 G HIGH CHANNEL, PEAK



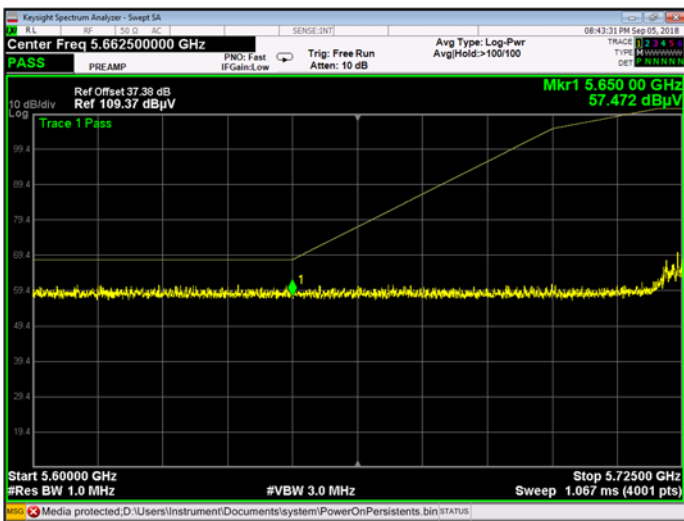
11n20 5.5 G LOW CHANNEL, PEAK



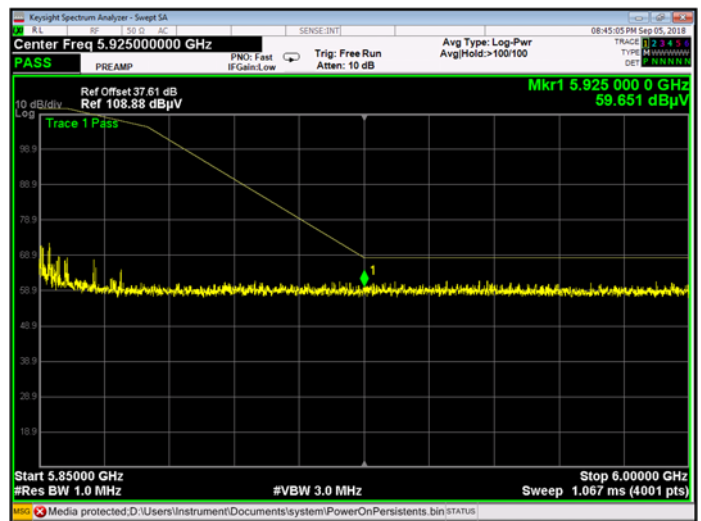
11n20 5.5 G HIGH CHANNEL, PEAK



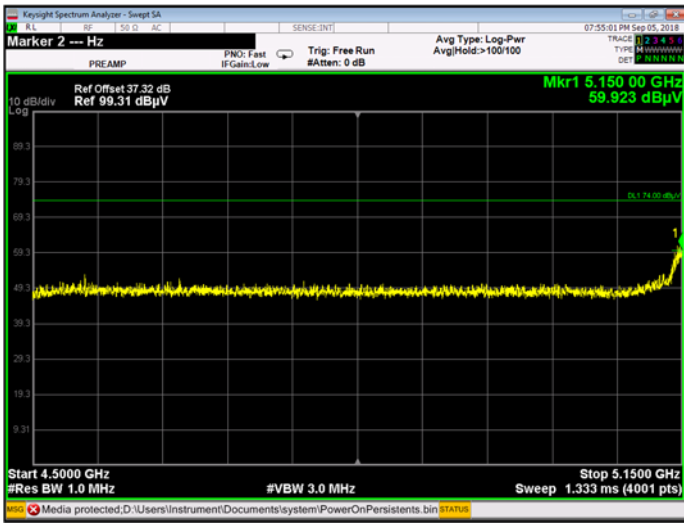
11n20 5.8 G LOW CHANNEL, PEAK



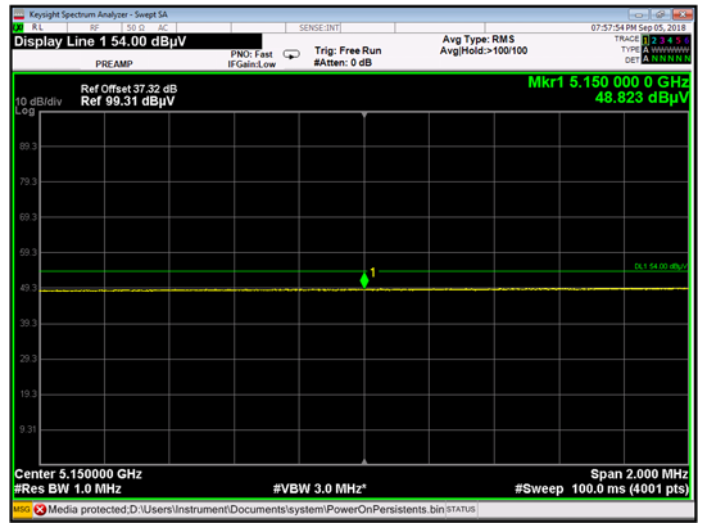
11n20 5.8 G HIGH CHANNEL, PEAK



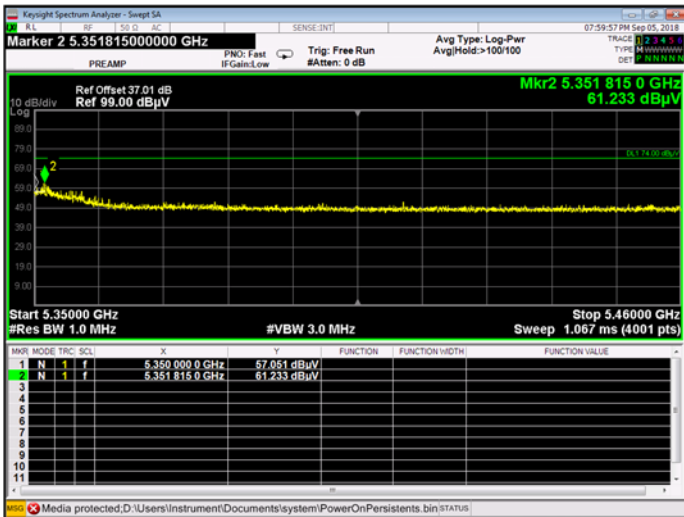
11n40 5.2 G LOW CHANNEL, PEAK



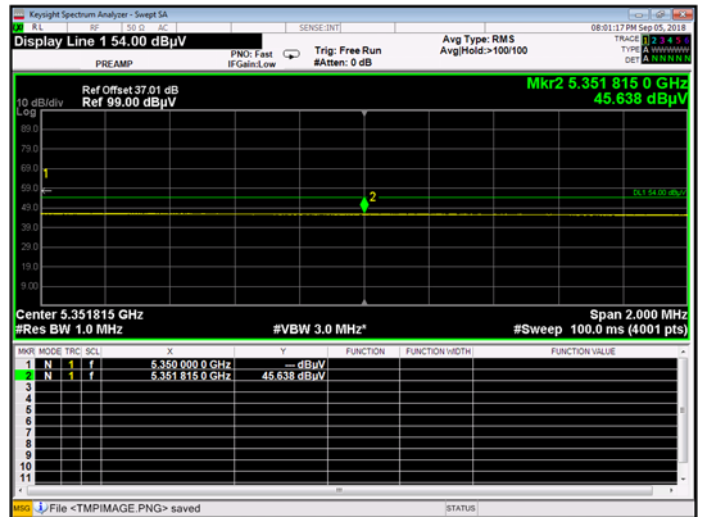
11n40 5.2 G LOW CHANNEL, AVERAGE



11n40 5.2 G HIGH CHANNEL, PEAK



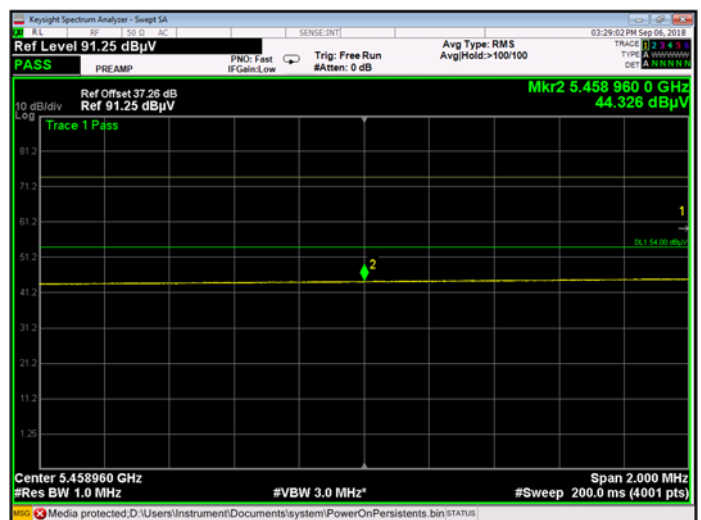
11n40 5.2 G HIGH CHANNEL, AVERAGE



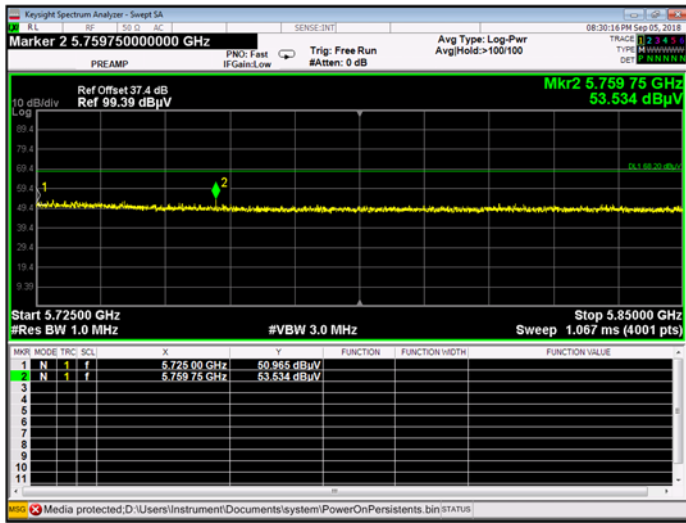
11n40 5.5 G LOW CHANNEL, PEAK



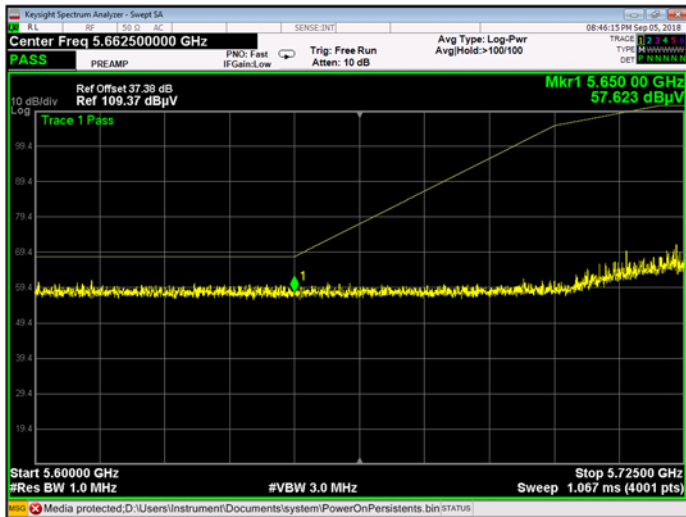
11n40 5.5 G LOW CHANNEL, AVERAGE



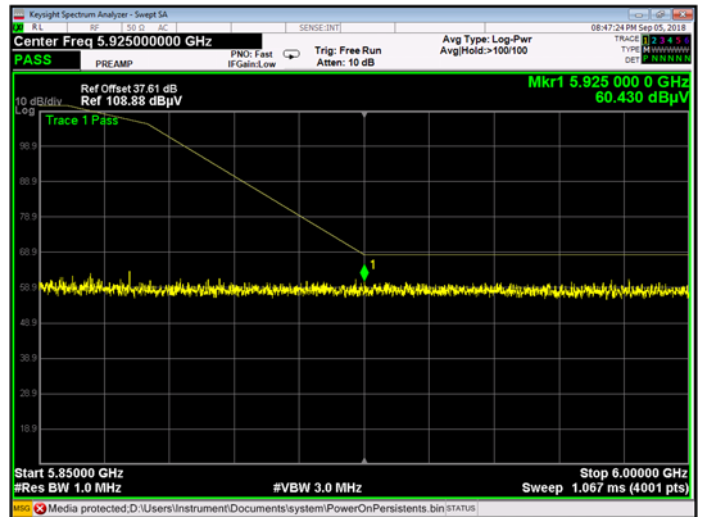
11n40 5.5 G HIGH CHANNEL, PEAK



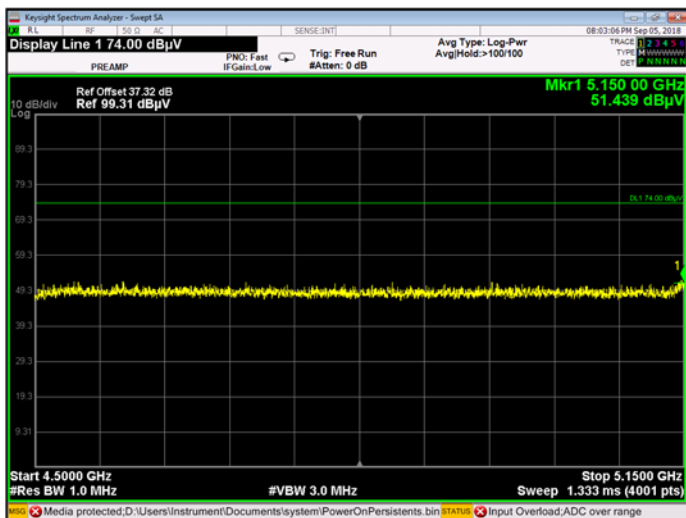
11n40 5.8 G LOW CHANNEL, PEAK



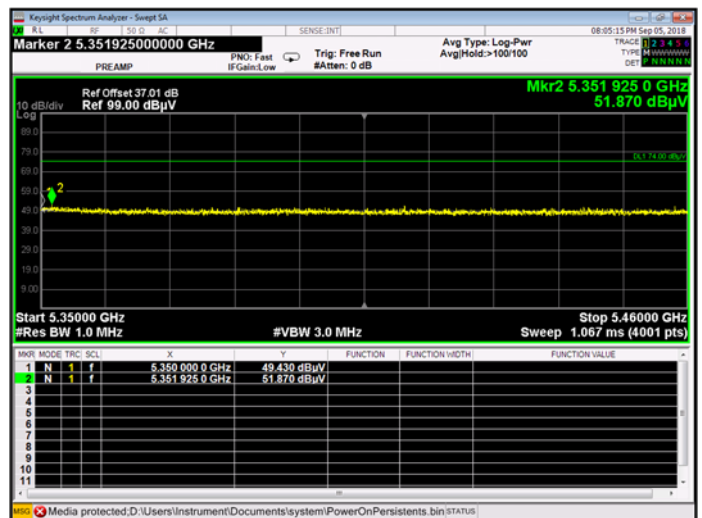
11n40 5.8 G HIGH CHANNEL, PEAK



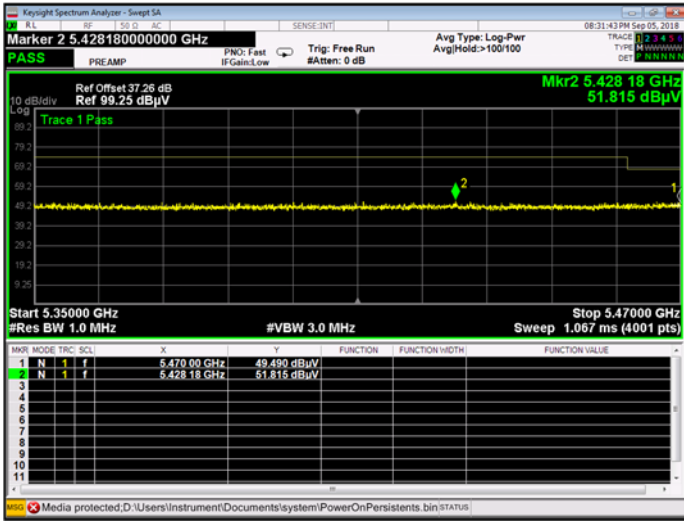
11ac20 5.2 G LOW CHANNEL, PEAK



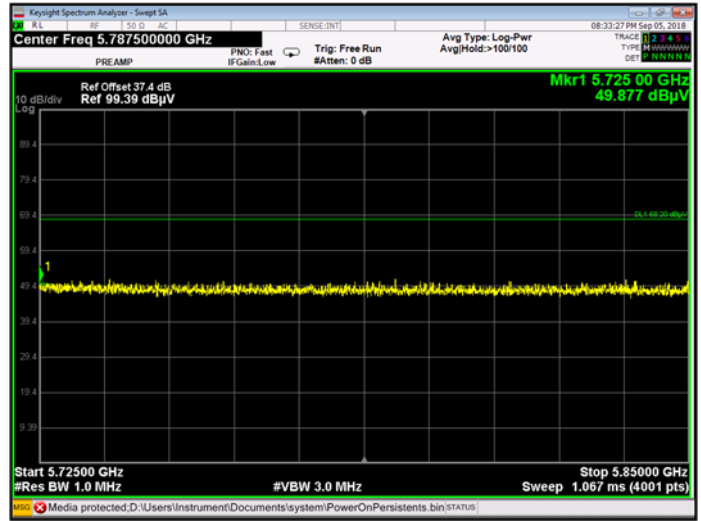
11ac20 5.2 G HIGH CHANNEL, PEAK



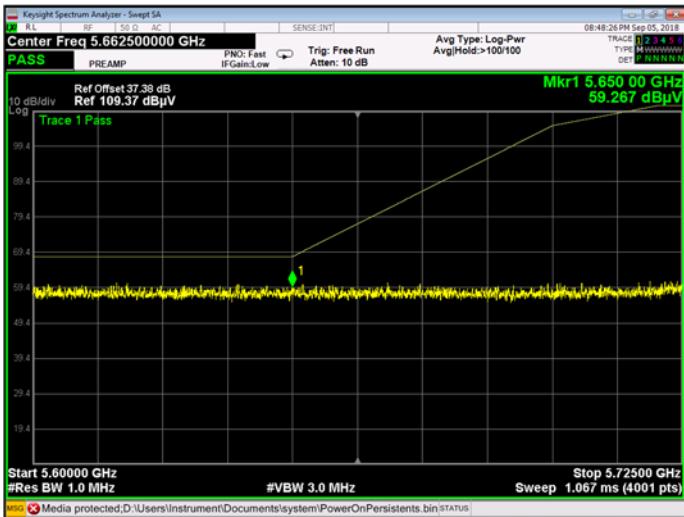
11ac20 5.5 G LOW CHANNEL, PEAK



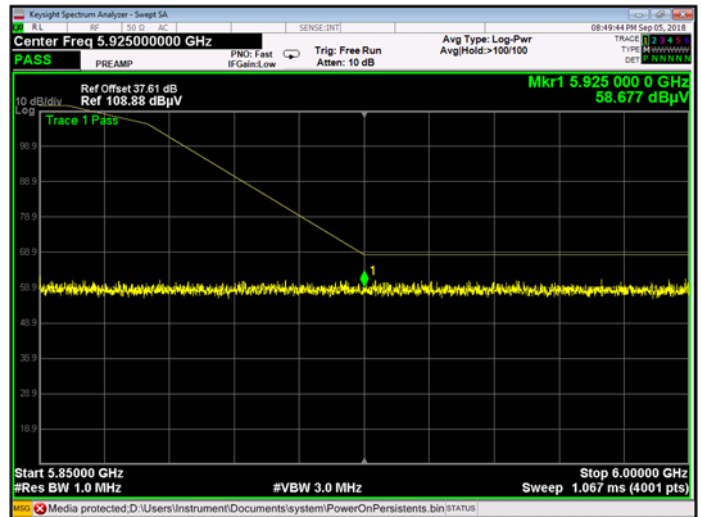
11ac20 5.5 G HIGH CHANNEL, PEAK



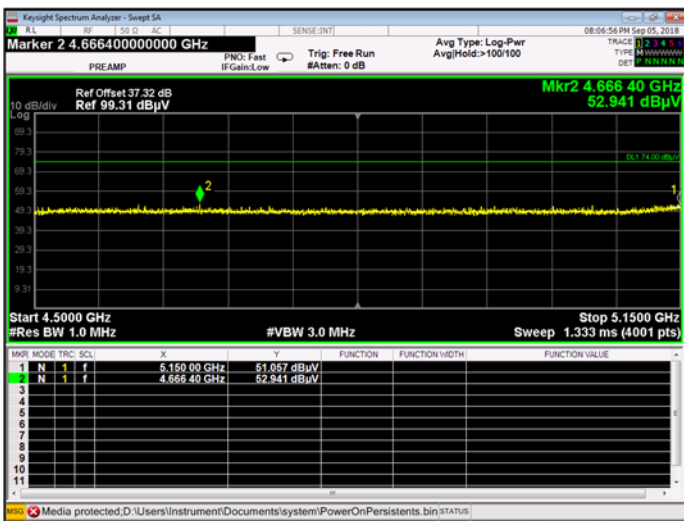
11ac20 5.8 G LOW CHANNEL, PEAK



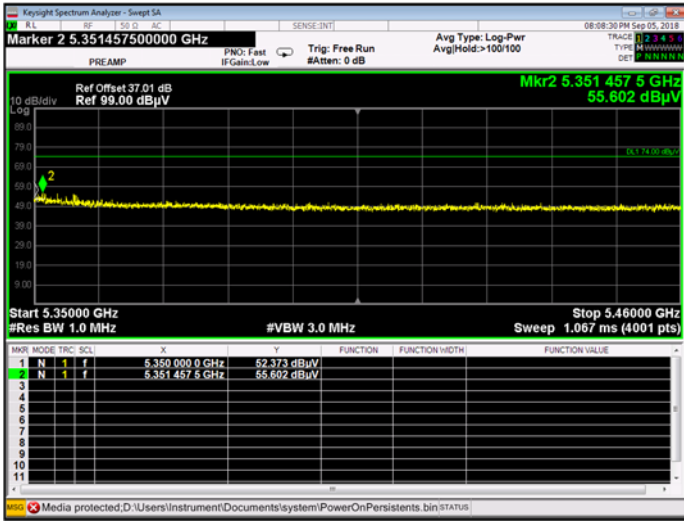
11ac20 5.8 G HIGH CHANNEL, PEAK



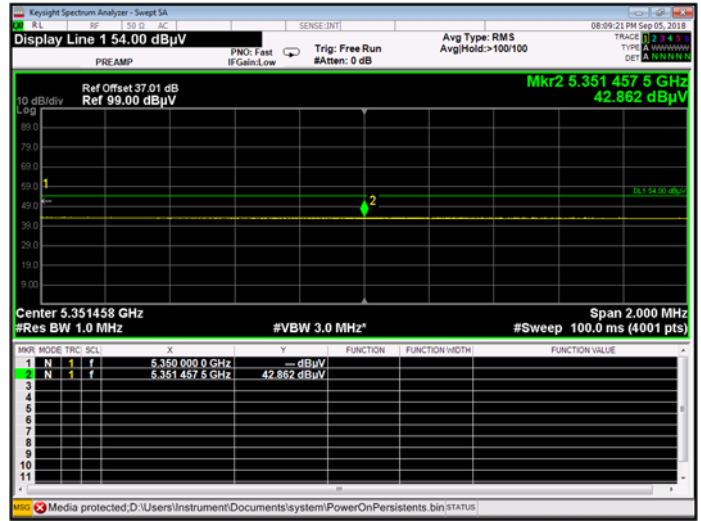
11ac40 5.2 G LOW CHANNEL, PEAK



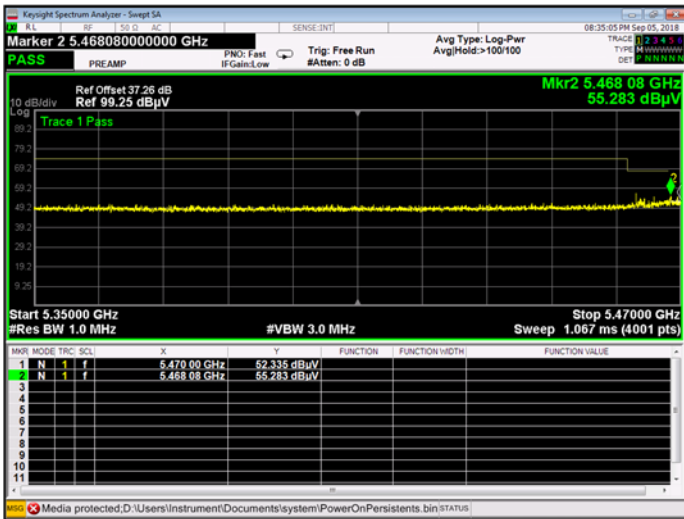
11ac40 5.2 G HIGH CHANNEL, PEAK



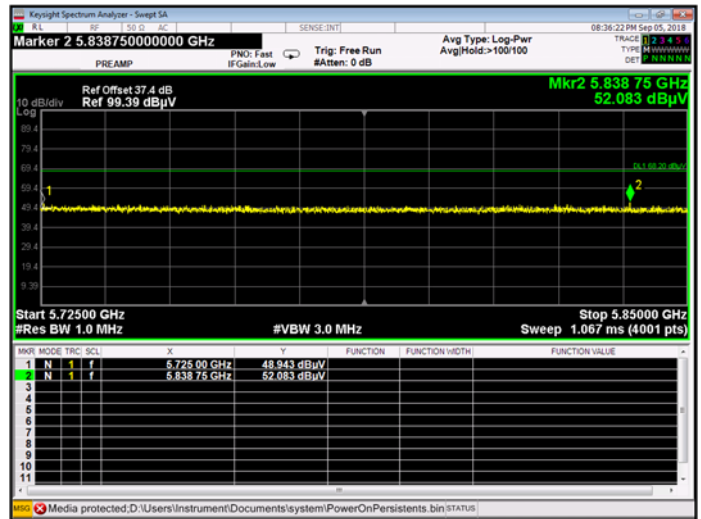
11ac40 5.2 G HIGH CHANNEL, AVERAGE



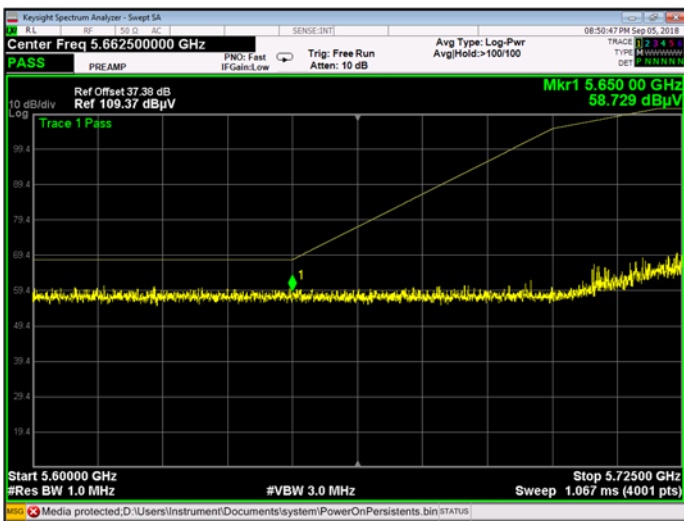
11ac40 5.5 G LOW CHANNEL, PEAK



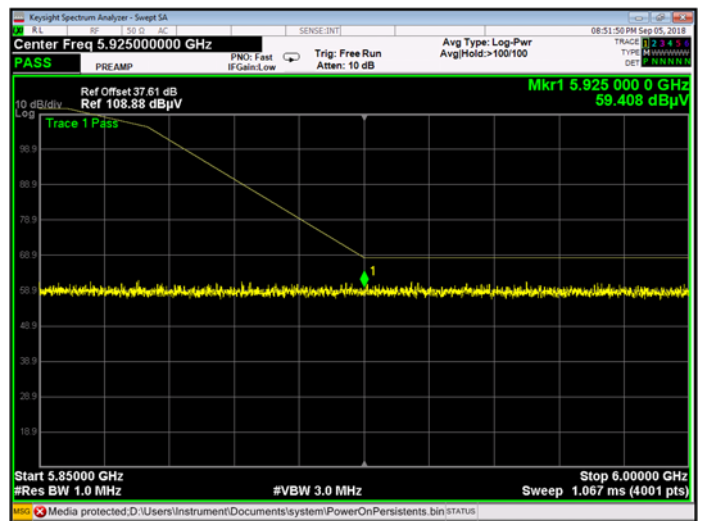
11ac40 5.5 G HIGH CHANNEL, PEAK



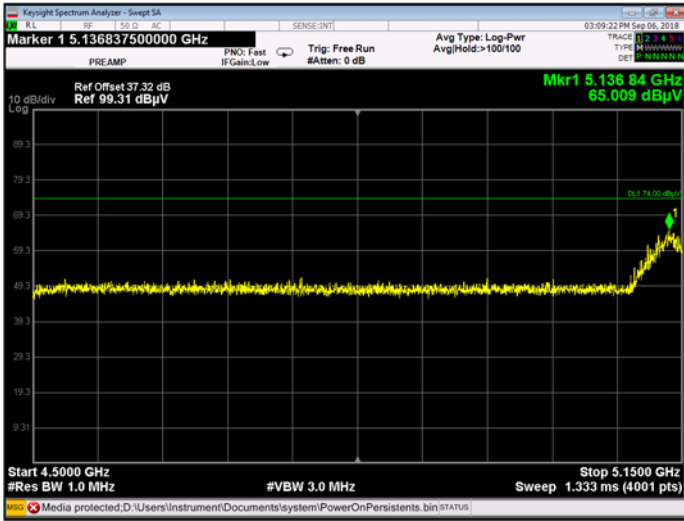
11ac40 5.8 G LOW CHANNEL, PEAK



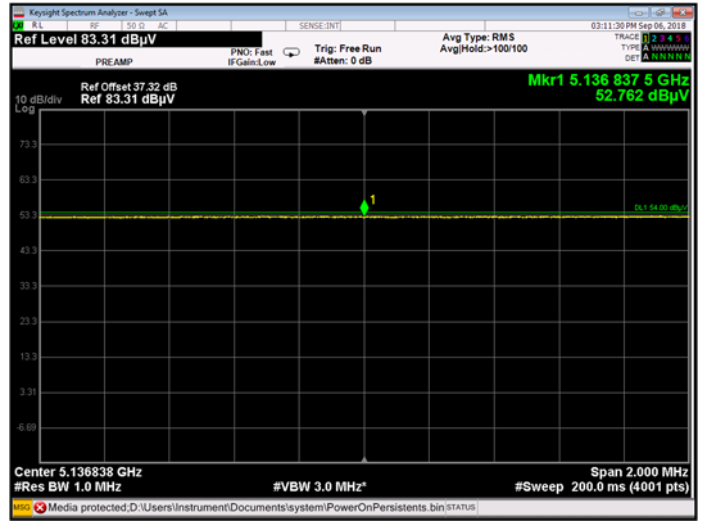
11ac40 5.8 G HIGH CHANNEL, PEAK



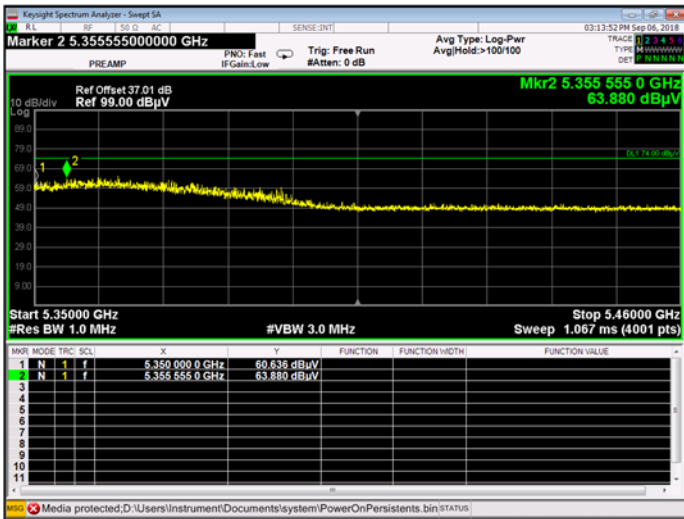
11ac80 5.2 G LOW CHANNEL, PEAK



11ac80 5.2 G LOW CHANNEL, AVERAGE



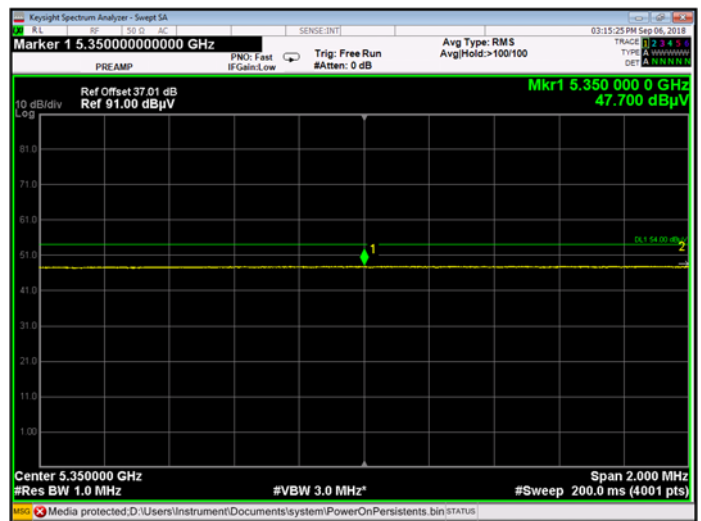
11ac80 5.2 G HIGH CHANNEL, PEAK



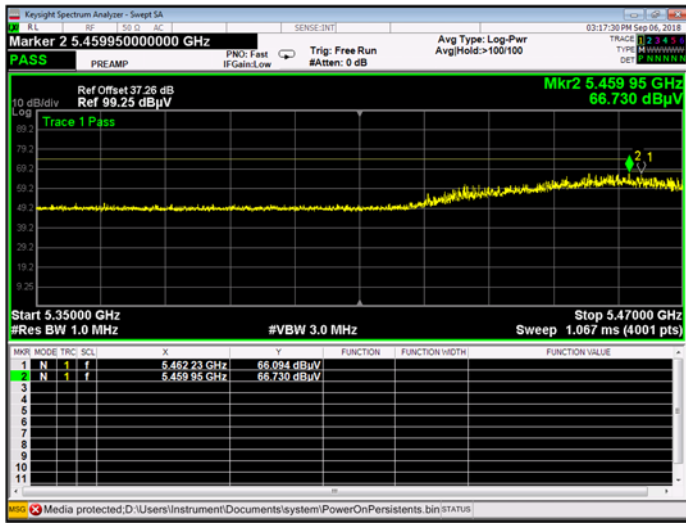
11ac80 5.2 G HIGH CHANNEL, AVERAGE-1



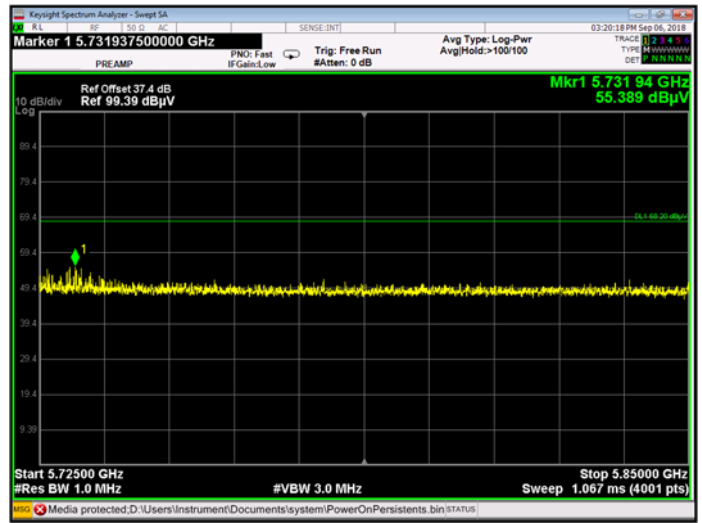
11ac80 5.2 G HIGH CHANNEL, AVERAGE-2



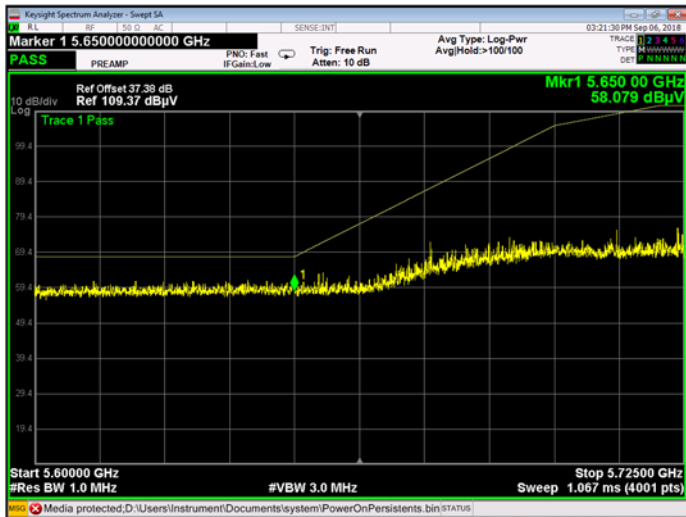
11ac80 5.5 G MIDDLE CHANNEL, PEAK



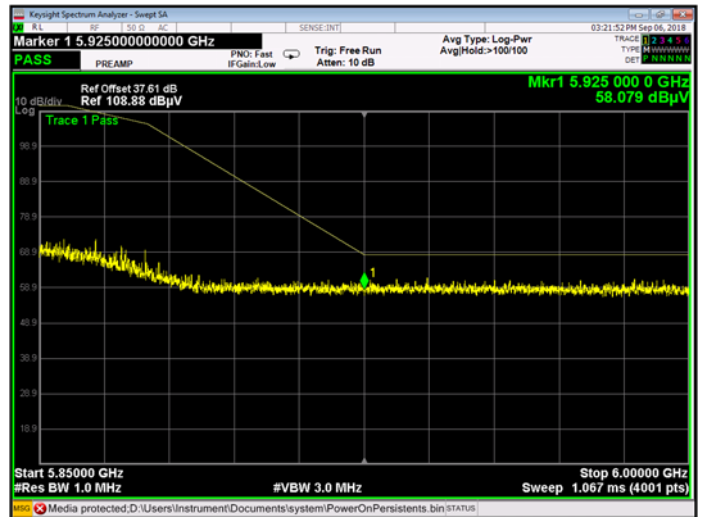
11ac80 5.5 G MIDDLE CHANNEL, AVERAGE



11ac80 5.8 G MIDDLE CHANNEL, PEAK



11ac80 5.8 G MIDDLE CHANNEL, AVERAGE



A.7 Frequency Stability

Note: The Frequency Stability please refer to the Report No. BTL-FCCP-3-1807C078 (which issued by BTL INC. on Jul. 25, 2018), **Section 8.FREQUENCY STABILITY MEASUREMENT.**

ANNEX B TEST SETUP PHOTOS

Please refer the document "BL-SZ1890005-AR1.PDF".

--END OF REPORT--