



Appendix J







Photographs







1. SAR measurement System
2. Photographs of Tissue Simulate Liquid
3. Photographs of EUT test position
4. EUT Constructional Details

1. SAR measurement System















2. Photographs of Tissue Simulate Liquid

<p>Photo 1: Tissue Simulant Liquid for Head 835</p>	<p>Photo 2: Tissue Simulant Liquid for Body 835</p>
	
<p>Photo 3: Tissue Simulant Liquid for Head 1750</p>	<p>Photo 4: Tissue Simulant Liquid for Body 1750</p>
	
<p>Photo 5: Tissue Simulant Liquid for Head 1900</p>	<p>Photo 6: Tissue Simulant Liquid for Body 1900</p>
	



<p>Photo 7: Tissue Simulant Liquid for Head 2300</p>	<p>Photo 8: Tissue Simulant Liquid for Body 2300</p>
	
<p>Photo 9: Tissue Simulant Liquid for Head 2450</p>	<p>Photo 10: Tissue Simulant Liquid for Body 2450</p>
	
<p>Photo 11: Tissue Simulant Liquid for Head 2600</p>	<p>Photo 12: Tissue Simulant Liquid for Body 2600</p>
	

3. Photographs of EUT test position

<p>Photo 13: Left touch cheek</p>	<p>Photo 14: Left tilted 15 degree</p>
	
<p>Photo 15: Right touch cheek</p>	<p>Photo 16: Right tilted 15 degree</p>
	
<p>Photo 17: Front side 15mm</p>	<p>Photo 18: Back side 15mm</p>
	

<p>Photo 19: Front side 10mm</p>	<p>Photo 20: Back side 10mm</p>
	
<p>Photo 21: Left side 10mm</p>	<p>Photo 22: Right side 10mm</p>
	
<p>Photo 23: Top side 10mm</p>	<p>Photo 24: Bottom side 10mm</p>
	

4. EUT Constructional Details

Photo 25: Front View	Photo 26: Back View
 <p>A black mobile phone is shown from the front view, lying horizontally on a white surface. A metal ruler is placed vertically to the left of the phone, with the 0 mark at the top and the 28 mark at the bottom. The phone's screen is visible, and the 'Huawei' logo is printed on the front. The phone is approximately 15 cm long.</p>	 <p>A black mobile phone is shown from the back view, lying horizontally on a white surface. A metal ruler is placed vertically to the left of the phone, with the 0 mark at the top and the 26 mark at the bottom. The back cover is visible, showing a camera lens and a flash. The phone is approximately 15 cm long.</p>