

Test Plot 1#: GSM 850_Head Left Cheek_Middle**DUT: Multi-mode Advanced; Type: PDC760 UxB1; Serial: 17031300820**

Communication System: Generic GSM; Frequency: 836.6 MHz; Duty Cycle: 1:8
Medium parameters used: $f = 836.6$ MHz; $\sigma = 0.893$ S/m; $\epsilon_r = 40.974$; $\rho = 1000$ kg/m³ ;
Phantom section: Left Section

DASY5 Configuration:

- Probe: EX3DV4 - SN7441; ConvF(10.22, 10.22, 10.22); Calibrated: 2016/11/15;
- Sensor-Surface: 1.4mm (Mechanical Surface Detection)
- Electronics: DAE3 Sn379; Calibrated: 2016/10/4
- Phantom: SAM 1; Type: QD000P40CC; Serial: TP:1412
- Measurement SW: DASY52, Version 52.8 (8);

Area Scan (71x111x1): Interpolated grid: dx=1.500 mm, dy=1.500 mm

Maximum value of SAR (interpolated) = 0.469 W/kg

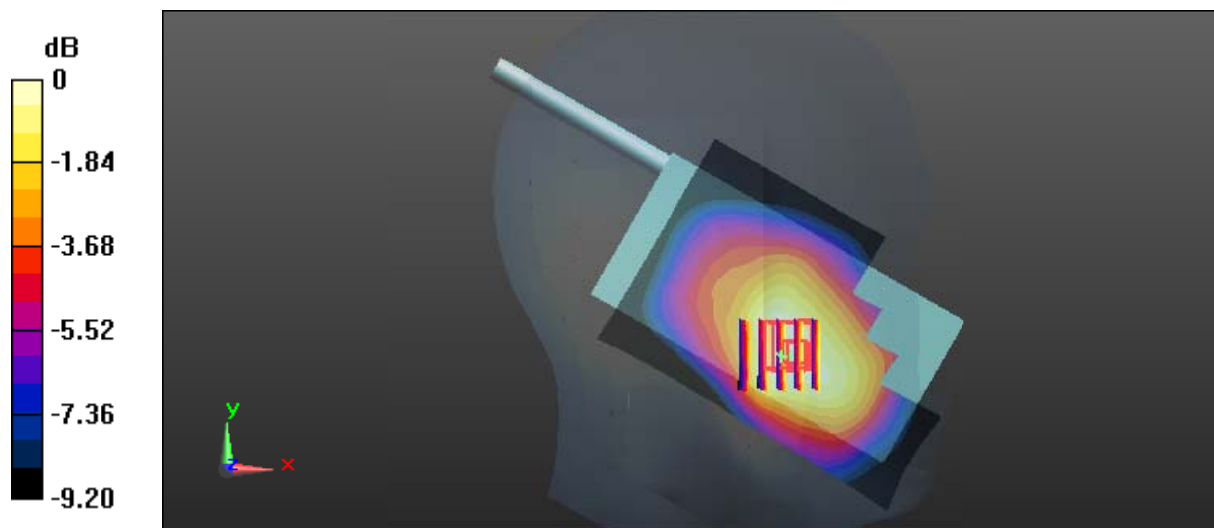
Zoom Scan (5x5x7)/Cube 0: Measurement grid: dx=8mm, dy=8mm, dz=5mm

Reference Value = 10.61 V/m; Power Drift = 0.02 dB

Peak SAR (extrapolated) = 0.502 W/kg

SAR(1 g) = 0.368 W/kg; SAR(10 g) = 0.273 W/kg

Maximum value of SAR (measured) = 0.453 W/kg



0 dB = 0.453 W/kg = -3.44 dBW/kg

Test Plot 2#: GSM 850_Head Left Tilt_Middle**DUT: Multi-mode Advanced; Type: PDC760 UxB1; Serial: 17031300820**

Communication System: Generic GSM; Frequency: 836.6 MHz; Duty Cycle: 1:8
Medium parameters used: $f = 836.6$ MHz; $\sigma = 0.893$ S/m; $\epsilon_r = 40.974$; $\rho = 1000$ kg/m³ ;
Phantom section: Left Section

DASY5 Configuration:

- Probe: EX3DV4 - SN7441; ConvF(10.22, 10.22, 10.22); Calibrated: 2016/11/15;
- Sensor-Surface: 1.4mm (Mechanical Surface Detection)
- Electronics: DAE3 Sn379; Calibrated: 2016/10/4
- Phantom: SAM 1; Type: QD000P40CC; Serial: TP:1412
- Measurement SW: DASY52, Version 52.8 (8);

Area Scan (71x111x1): Interpolated grid: dx=1.500 mm, dy=1.500 mm

Maximum value of SAR (interpolated) = 0.235 W/kg


Zoom Scan (5x5x7)/Cube 0: Measurement grid: dx=8mm, dy=8mm, dz=5mm

Reference Value = 13.96 V/m; Power Drift = -0.02 dB

Peak SAR (extrapolated) = 0.246 W/kg

SAR(1 g) = 0.197 W/kg; SAR(10 g) = 0.149 W/kg

Maximum value of SAR (measured) = 0.231 W/kg



0 dB = 0.231 W/kg = -6.36 dBW/kg

Test Plot 3#: GSM 850_Head Right Cheek_Middle**DUT: Multi-mode Advanced; Type: PDC760 UxB1; Serial: 17031300820**

Communication System: Generic GSM; Frequency: 836.6 MHz; Duty Cycle: 1:8
Medium parameters used: $f = 836.6$ MHz; $\sigma = 0.893$ S/m; $\epsilon_r = 40.974$; $\rho = 1000$ kg/m³ ;
Phantom section: Right Section

DASY5 Configuration:

- Probe: EX3DV4 - SN7441; ConvF(10.22, 10.22, 10.22); Calibrated: 2016/11/15;
- Sensor-Surface: 1.4mm (Mechanical Surface Detection)
- Electronics: DAE3 Sn379; Calibrated: 2016/10/4
- Phantom: SAM 1; Type: QD000P40CC; Serial: TP:1412
- Measurement SW: DASY52, Version 52.8 (8);

Area Scan (71x111x1): Interpolated grid: dx=1.500 mm, dy=1.500 mm

Maximum value of SAR (interpolated) = 0.413 W/kg


Zoom Scan (5x5x7)/Cube 0: Measurement grid: dx=8mm, dy=8mm, dz=5mm

Reference Value = 10.75 V/m; Power Drift = -0.06 dB

Peak SAR (extrapolated) = 0.460 W/kg

SAR(1 g) = 0.353 W/kg; SAR(10 g) = 0.275 W/kg

Maximum value of SAR (measured) = 0.412 W/kg



0 dB = 0.412 W/kg = -3.85 dBW/kg

Test Plot 4#: GSM 850_Head Right Tilt_Middle**DUT: Multi-mode Advanced; Type: PDC760 UxB1; Serial: 17031300820**

Communication System: Generic GSM; Frequency: 836.6 MHz; Duty Cycle: 1:8
Medium parameters used: $f = 836.6$ MHz; $\sigma = 0.893$ S/m; $\epsilon_r = 40.974$; $\rho = 1000$ kg/m³ ;
Phantom section: Right Section

DASY5 Configuration:

- Probe: EX3DV4 - SN7441; ConvF(10.22, 10.22, 10.22); Calibrated: 2016/11/15;
- Sensor-Surface: 1.4mm (Mechanical Surface Detection)
- Electronics: DAE3 Sn379; Calibrated: 2016/10/4
- Phantom: SAM 1; Type: QD000P40CC; Serial: TP:1412
- Measurement SW: DASY52, Version 52.8 (8);

Area Scan (71x111x1): Interpolated grid: dx=1.500 mm, dy=1.500 mm

Maximum value of SAR (interpolated) = 0.250 W/kg

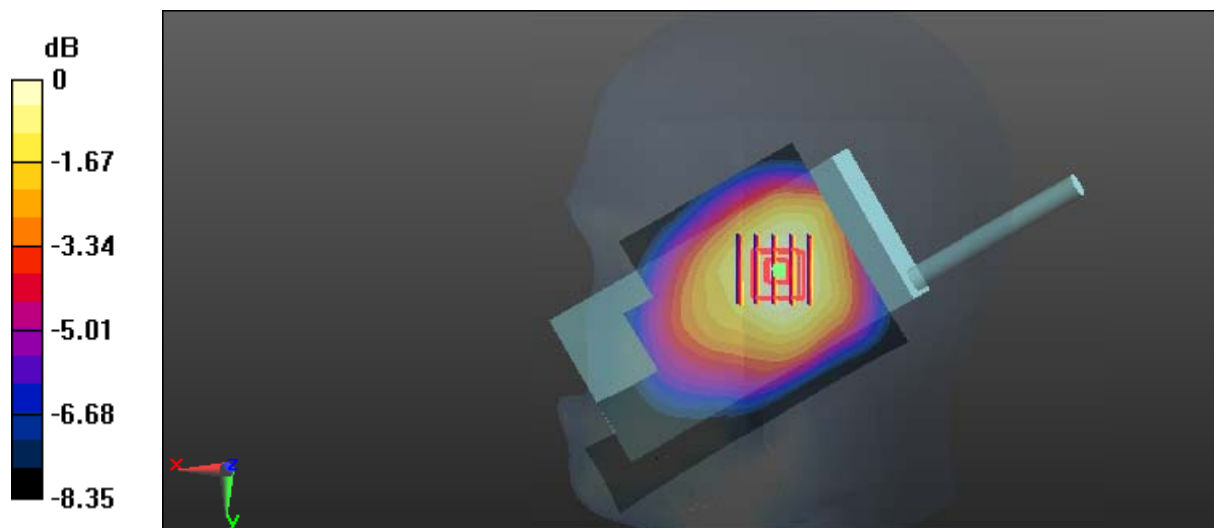
Zoom Scan (5x5x7)/Cube 0: Measurement grid: dx=8mm, dy=8mm, dz=5mm

Reference Value = 13.86 V/m; Power Drift = -0.01 dB

Peak SAR (extrapolated) = 0.269 W/kg

SAR(1 g) = 0.214 W/kg; SAR(10 g) = 0.163 W/kg

Maximum value of SAR (measured) = 0.253 W/kg



Test Plot 5#: GSM 850_Body Worn Back_Middle

DUT: Multi-mode Advanced; Type: PDC760 UxB1; Serial: 17031300820

Communication System: Generic GSM; Frequency: 836.6 MHz; Duty Cycle: 1:8
 Medium parameters used: $f = 836.6 \text{ MHz}$; $\sigma = 0.983 \text{ S/m}$; $\epsilon_r = 55.082$; $\rho = 1000 \text{ kg/m}^3$;
 Phantom section: Right Section

DASY5 Configuration:

- Probe: EX3DV4 - SN7441; ConvF(9.85, 9.85, 9.85); Calibrated: 2016/11/15;
- Sensor-Surface: 1.4mm (Mechanical Surface Detection)
- Electronics: DAE3 Sn379; Calibrated: 2016/10/4
- Phantom: Triple Flat Phantom 5.1C; Type: QD 000 P51 CA; Serial: 1130
- Measurement SW: DASY52, Version 52.8 (8);

Area Scan (111x71x1): Interpolated grid: $dx=1.500 \text{ mm}$, $dy=1.500 \text{ mm}$

Maximum value of SAR (interpolated) = 0.120 W/kg


Zoom Scan (5x5x7)/Cube 0: Measurement grid: $dx=8\text{mm}$, $dy=8\text{mm}$, $dz=5\text{mm}$

Reference Value = 9.834 V/m; Power Drift = -0.10 dB

Peak SAR (extrapolated) = 0.136 W/kg

SAR(1 g) = 0.099 W/kg; SAR(10 g) = 0.073 W/kg

Maximum value of SAR (measured) = 0.124 W/kg



Test Plot 6#: GSM 850_Face Up_Middle**DUT: Multi-mode Advanced; Type: PDC760 UxB1; Serial: 17031300820**

Communication System: Generic GPRS-2 slots; Frequency: 836.6 MHz; Duty Cycle: 1:4
Medium parameters used: $f = 836.6$ MHz; $\sigma = 0.927$ S/m; $\epsilon_r = 40.974$; $\rho = 1000$ kg/m³ ;
Phantom section: Right Section

DASY5 Configuration:

- Probe: EX3DV4 - SN7441; ConvF(10.22, 10.22, 10.22); Calibrated: 2016/11/15;
- Sensor-Surface: 1.4mm (Mechanical Surface Detection)
- Electronics: DAE3 Sn379; Calibrated: 2016/10/4
- Phantom: Triple Flat Phantom 5.1C; Type: QD 000 P51 CA; Serial: 1130
- Measurement SW: DASY52, Version 52.8 (8);

Area Scan (111x71x1): Interpolated grid: dx=1.500 mm, dy=1.500 mm

Maximum value of SAR (interpolated) = 0.280 W/kg


Zoom Scan (5x5x7)/Cube 0: Measurement grid: dx=8mm, dy=8mm, dz=5mm

Reference Value = 14.94 V/m; Power Drift = -0.10 dB

Peak SAR (extrapolated) = 0.306 W/kg

SAR(1 g) = 0.224 W/kg; SAR(10 g) = 0.168 W/kg

Maximum value of SAR (measured) = 0.276 W/kg



0 dB = 0.276 W/kg = -5.59 dBW/kg

Test Plot 7#: GSM 850_Body Front_Middle**DUT: Multi-mode Advanced; Type: PDC760 UxB1; Serial: 17031300820**

Communication System: Generic GPRS-2 slots; Frequency: 836.6 MHz; Duty Cycle: 1:4
Medium parameters used: $f = 836.6$ MHz; $\sigma = 0.983$ S/m; $\epsilon_r = 55.082$; $\rho = 1000$ kg/m³ ;
Phantom section: Right Section

DASY5 Configuration:

- Probe: EX3DV4 - SN7441; ConvF(9.85, 9.85, 9.85); Calibrated: 2016/11/15;
- Sensor-Surface: 1.4mm (Mechanical Surface Detection)
- Electronics: DAE3 Sn379; Calibrated: 2016/10/4
- Phantom: Triple Flat Phantom 5.1C; Type: QD 000 P51 CA; Serial: 1130
- Measurement SW: DASY52, Version 52.8 (8);

Area Scan (111x71x1): Interpolated grid: dx=1.500 mm, dy=1.500 mm

Maximum value of SAR (interpolated) = 0.427 W/kg

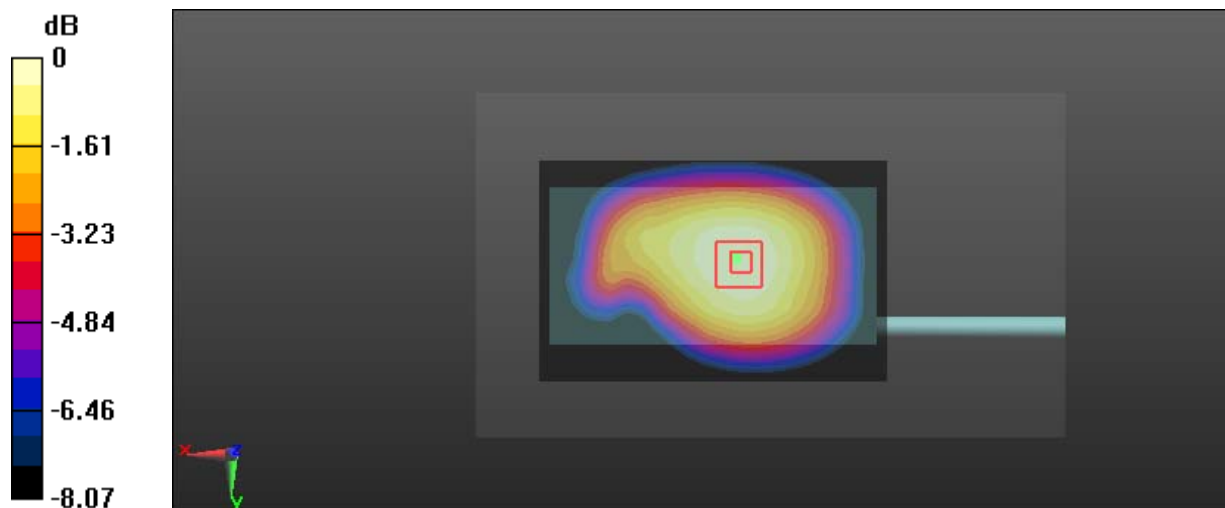
Zoom Scan (5x5x7)/Cube 0: Measurement grid: dx=8mm, dy=8mm, dz=5mm

Reference Value = 18.70 V/m; Power Drift = -0.03 dB

Peak SAR (extrapolated) = 0.464 W/kg

SAR(1 g) = 0.352 W/kg; SAR(10 g) = 0.269 W/kg

Maximum value of SAR (measured) = 0.426 W/kg



0 dB = 0.426 W/kg = -3.71 dBW/kg

Test Plot 8#: GSM 850_Body Back_Middle**DUT: Multi-mode Advanced; Type: PDC760 UxB1; Serial: 17031300820**

Communication System: Generic GPRS-2 slots; Frequency: 836.6 MHz; Duty Cycle: 1:4
Medium parameters used: $f = 836.6$ MHz; $\sigma = 0.983$ S/m; $\epsilon_r = 55.082$; $\rho = 1000$ kg/m³ ;
Phantom section: Right Section

DASY5 Configuration:

- Probe: EX3DV4 - SN7441; ConvF(9.85, 9.85, 9.85); Calibrated: 2016/11/15;
- Sensor-Surface: 1.4mm (Mechanical Surface Detection)
- Electronics: DAE3 Sn379; Calibrated: 2016/10/4
- Phantom: Triple Flat Phantom 5.1C; Type: QD 000 P51 CA; Serial: 1130
- Measurement SW: DASY52, Version 52.8 (8);

Area Scan (111x71x1): Interpolated grid: dx=1.500 mm, dy=1.500 mm

Maximum value of SAR (interpolated) = 0.219 W/kg


Zoom Scan (5x5x7)/Cube 0: Measurement grid: dx=8mm, dy=8mm, dz=5mm

Reference Value = 13.53 V/m; Power Drift = -0.06 dB

Peak SAR (extrapolated) = 0.241 W/kg

SAR(1 g) = 0.177 W/kg; SAR(10 g) = 0.130 W/kg

Maximum value of SAR (measured) = 0.221 W/kg



Test Plot 9#: GSM 850_Body Left_Middle**DUT: Multi-mode Advanced; Type: PDC760 UxB1; Serial: 17031300820**

Communication System: Generic GPRS-2 slots; Frequency: 836.6 MHz; Duty Cycle: 1:4
Medium parameters used: $f = 836.6$ MHz; $\sigma = 0.983$ S/m; $\epsilon_r = 55.082$; $\rho = 1000$ kg/m³ ;
Phantom section: Right Section

DASY5 Configuration:

- Probe: EX3DV4 - SN7441; ConvF(9.85, 9.85, 9.85); Calibrated: 2016/11/15;
- Sensor-Surface: 1.4mm (Mechanical Surface Detection)
- Electronics: DAE3 Sn379; Calibrated: 2016/10/4
- Phantom: Triple Flat Phantom 5.1C; Type: QD 000 P51 CA; Serial: 1130
- Measurement SW: DASY52, Version 52.8 (8);

Area Scan (121x41x1): Interpolated grid: dx=1.500 mm, dy=1.500 mm

Maximum value of SAR (interpolated) = 0.245 W/kg


Zoom Scan (5x5x7)/Cube 0: Measurement grid: dx=8mm, dy=8mm, dz=5mm

Reference Value = 13.97 V/m; Power Drift = -0.06 dB

Peak SAR (extrapolated) = 0.276 W/kg

SAR(1 g) = 0.193 W/kg; SAR(10 g) = 0.135 W/kg

Maximum value of SAR (measured) = 0.247 W/kg



Test Plot 10#: GSM 850_Body Right_Middle

DUT: Multi-mode Advanced; Type: PDC760 UxB1; Serial: 17031300820

Communication System: Generic GPRS-2 slots; Frequency: 836.6 MHz; Duty Cycle: 1:4
 Medium parameters used: $f = 836.6 \text{ MHz}$; $\sigma = 0.983 \text{ S/m}$; $\epsilon_r = 55.082$; $\rho = 1000 \text{ kg/m}^3$;
 Phantom section: Right Section

DASY5 Configuration:

- Probe: EX3DV4 - SN7441; ConvF(9.85, 9.85, 9.85); Calibrated: 2016/11/15;
- Sensor-Surface: 1.4mm (Mechanical Surface Detection)
- Electronics: DAE3 Sn379; Calibrated: 2016/10/4
- Phantom: Triple Flat Phantom 5.1C; Type: QD 000 P51 CA; Serial: 1130
- Measurement SW: DASY52, Version 52.8 (8);

Area Scan (121x41x1): Interpolated grid: $dx=1.500 \text{ mm}$, $dy=1.500 \text{ mm}$

Maximum value of SAR (interpolated) = 0.337 W/kg


Zoom Scan (5x5x7)/Cube 0: Measurement grid: $dx=8\text{mm}$, $dy=8\text{mm}$, $dz=5\text{mm}$

Reference Value = 15.78 V/m; Power Drift = -0.04 dB

Peak SAR (extrapolated) = 0.372 W/kg

SAR(1 g) = 0.256 W/kg; SAR(10 g) = 0.177 W/kg

Maximum value of SAR (measured) = 0.332 W/kg



Test Plot 11#: GSM 850_Body Bottom_Middle

DUT: Multi-mode Advanced; Type: PDC760 UxB1; Serial: 17031300820

Communication System: Generic GPRS-2 slots; Frequency: 836.6 MHz; Duty Cycle: 1:4
 Medium parameters used: $f = 836.6 \text{ MHz}$; $\sigma = 0.983 \text{ S/m}$; $\epsilon_r = 55.082$; $\rho = 1000 \text{ kg/m}^3$;
 Phantom section: Right Section

DASY5 Configuration:

- Probe: EX3DV4 - SN7441; ConvF(9.85, 9.85, 9.85); Calibrated: 2016/11/15;
- Sensor-Surface: 1.4mm (Mechanical Surface Detection)
- Electronics: DAE3 Sn379; Calibrated: 2016/10/4
- Phantom: Triple Flat Phantom 5.1C; Type: QD 000 P51 CA; Serial: 1130
- Measurement SW: DASY52, Version 52.8 (8);

Area Scan (91x51x1): Interpolated grid: $dx=1.500 \text{ mm}$, $dy=1.500 \text{ mm}$

Maximum value of SAR (interpolated) = 0.208 W/kg


Zoom Scan (5x5x7)/Cube 0: Measurement grid: $dx=8\text{mm}$, $dy=8\text{mm}$, $dz=5\text{mm}$

Reference Value = 12.23 V/m; Power Drift = -0.05 dB

Peak SAR (extrapolated) = 0.280 W/kg

SAR(1 g) = 0.134 W/kg; SAR(10 g) = 0.070 W/kg

Maximum value of SAR (measured) = 0.225 W/kg



Test Plot 12#: GSM 1900_Head Left Cheek_Middle**DUT: Multi-mode Advanced; Type: PDC760 UxB1; Serial: 17031300820**

Communication System: Generic GSM; Frequency: 1880 MHz; Duty Cycle: 1:8
Medium parameters used: $f = 1880$ MHz; $\sigma = 1.391$ S/m; $\epsilon_r = 39.033$; $\rho = 1000$ kg/m³ ;
Phantom section: Left Section

DASY5 Configuration:

- Probe: EX3DV4 - SN7441; ConvF(8.48, 8.48, 8.48); Calibrated: 2016/11/15;
- Sensor-Surface: 1.4mm (Mechanical Surface Detection)
- Electronics: DAE3 Sn379; Calibrated: 2016/10/4
- Phantom: SAM 1; Type: QD000P40CC; Serial: TP:1412
- Measurement SW: DASY52, Version 52.8 (8);

Area Scan (71x111x1): Interpolated grid: dx=1.500 mm, dy=1.500 mm

Maximum value of SAR (interpolated) = 0.504 W/kg


Zoom Scan (5x5x7)/Cube 0: Measurement grid: dx=8mm, dy=8mm, dz=5mm

Reference Value = 5.240 V/m; Power Drift = 0.08 dB

Peak SAR (extrapolated) = 0.577 W/kg

SAR(1 g) = 0.360 W/kg; SAR(10 g) = 0.230 W/kg

Maximum value of SAR (measured) = 0.488 W/kg



0 dB = 0.488 W/kg = -3.12 dBW/kg

Test Plot 13#: GSM 1900_Head Left Tilt_Middle**DUT: Multi-mode Advanced; Type: PDC760 UxB1; Serial: 17031300820**

Communication System: Generic GSM; Frequency: 1880 MHz; Duty Cycle: 1:8
Medium parameters used: $f = 1880$ MHz; $\sigma = 1.391$ S/m; $\epsilon_r = 39.033$; $\rho = 1000$ kg/m³ ;
Phantom section: Left Section

DASY5 Configuration:

- Probe: EX3DV4 - SN7441; ConvF(8.48, 8.48, 8.48); Calibrated: 2016/11/15;
- Sensor-Surface: 1.4mm (Mechanical Surface Detection)
- Electronics: DAE3 Sn379; Calibrated: 2016/10/4
- Phantom: SAM 1; Type: QD000P40CC; Serial: TP:1412
- Measurement SW: DASY52, Version 52.8 (8);

Area Scan (71x111x1): Interpolated grid: dx=1.500 mm, dy=1.500 mm

Maximum value of SAR (interpolated) = 0.157 W/kg

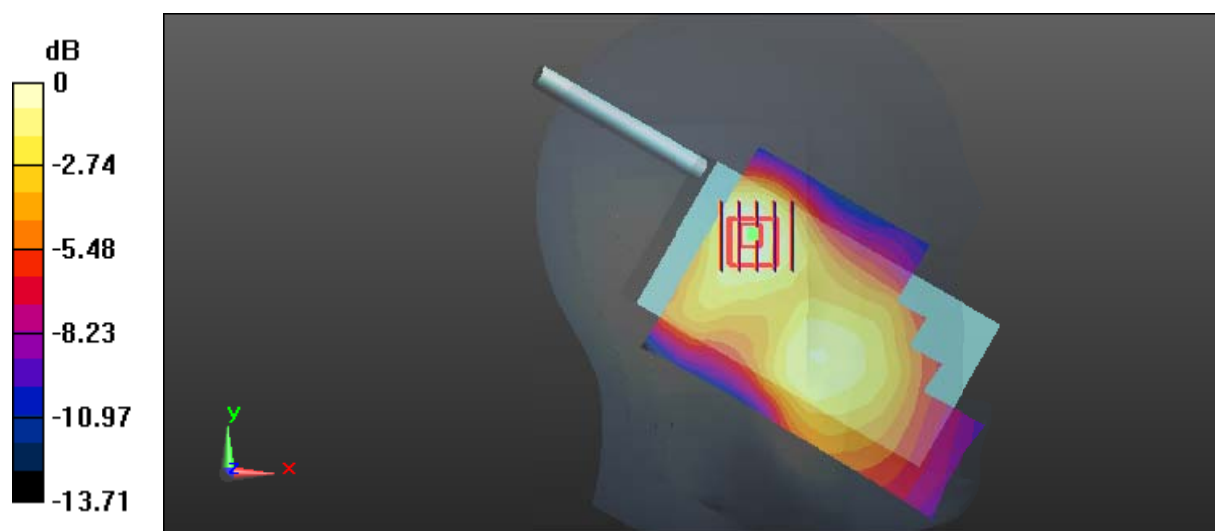
Zoom Scan (5x5x7)/Cube 0: Measurement grid: dx=8mm, dy=8mm, dz=5mm

Reference Value = 8.320 V/m; Power Drift = -0.17 dB

Peak SAR (extrapolated) = 0.174 W/kg

SAR(1 g) = 0.109 W/kg; SAR(10 g) = 0.069 W/kg

Maximum value of SAR (measured) = 0.148 W/kg



0 dB = 0.148 W/kg = -8.30 dBW/kg

Test Plot 14#: GSM 1900_Head Right Cheek_Middle**DUT: Multi-mode Advanced; Type: PDC760 UxB1; Serial: 17031300820**

Communication System: Generic GSM; Frequency: 1880 MHz; Duty Cycle: 1:8
Medium parameters used: $f = 1880$ MHz; $\sigma = 1.391$ S/m; $\epsilon_r = 39.033$; $\rho = 1000$ kg/m³ ;
Phantom section: Right Section

DASY5 Configuration:

- Probe: EX3DV4 - SN7441; ConvF(8.48, 8.48, 8.48); Calibrated: 2016/11/15;
- Sensor-Surface: 1.4mm (Mechanical Surface Detection)
- Electronics: DAE3 Sn379; Calibrated: 2016/10/4
- Phantom: SAM 1; Type: QD000P40CC; Serial: TP:1412
- Measurement SW: DASY52, Version 52.8 (8);

Area Scan (71x111x1): Interpolated grid: dx=1.500 mm, dy=1.500 mm

Maximum value of SAR (interpolated) = 0.284 W/kg


Zoom Scan (5x5x7)/Cube 0: Measurement grid: dx=8mm, dy=8mm, dz=5mm

Reference Value = 3.993 V/m; Power Drift = 0.19 dB

Peak SAR (extrapolated) = 0.317 W/kg

SAR(1 g) = 0.215 W/kg; SAR(10 g) = 0.151 W/kg

Maximum value of SAR (measured) = 0.278 W/kg



0 dB = 0.278 W/kg = -5.56 dBW/kg

Test Plot 15#: GSM 1900_Head Right Tilt_Middle**DUT: Multi-mode Advanced; Type: PDC760 UxB1; Serial: 17031300820**

Communication System: Generic GSM; Frequency: 1880 MHz; Duty Cycle: 1:8
Medium parameters used: $f = 1880$ MHz; $\sigma = 1.391$ S/m; $\epsilon_r = 39.033$; $\rho = 1000$ kg/m³ ;
Phantom section: Right Section

DASY5 Configuration:

- Probe: EX3DV4 - SN7441; ConvF(8.48, 8.48, 8.48); Calibrated: 2016/11/15;
- Sensor-Surface: 1.4mm (Mechanical Surface Detection)
- Electronics: DAE3 Sn379; Calibrated: 2016/10/4
- Phantom: SAM 1; Type: QD000P40CC; Serial: TP:1412
- Measurement SW: DASY52, Version 52.8 (8);

Area Scan (71x111x1): Interpolated grid: dx=1.500 mm, dy=1.500 mm

Maximum value of SAR (interpolated) = 0.104 W/kg


Zoom Scan (5x5x7)/Cube 0: Measurement grid: dx=8mm, dy=8mm, dz=5mm

Reference Value = 6.929 V/m; Power Drift = 0.02 dB

Peak SAR (extrapolated) = 0.109 W/kg

SAR(1 g) = 0.069 W/kg; SAR(10 g) = 0.043 W/kg

Maximum value of SAR (measured) = 0.0928 W/kg



0 dB = 0.0928 W/kg = -10.32 dBW/kg

Test Plot 16#: GSM 1900_Body Worn Back_Middle

DUT: Multi-mode Advanced; Type: PDC760 UxB1; Serial: 17031300820

Communication System: Generic GSM; Frequency: 1880 MHz; Duty Cycle: 1:8
 Medium parameters used: $f = 1880 \text{ MHz}$; $\sigma = 1.506 \text{ S/m}$; $\epsilon_r = 52.666$; $\rho = 1000 \text{ kg/m}^3$;
 Phantom section: Left Section

DASY5 Configuration:

- Probe: EX3DV4 - SN7441; ConvF(7.95, 7.95, 7.95); Calibrated: 2016/11/15;
- Sensor-Surface: 1.4mm (Mechanical Surface Detection)
- Electronics: DAE3 Sn379; Calibrated: 2016/10/4
- Phantom: Triple Flat Phantom 5.1C; Type: QD 000 P51 CA; Serial: 1130
- Measurement SW: DASY52, Version 52.8 (8);

Area Scan (111x71x1): Interpolated grid: $dx=1.500 \text{ mm}$, $dy=1.500 \text{ mm}$

Maximum value of SAR (interpolated) = 0.0592 W/kg

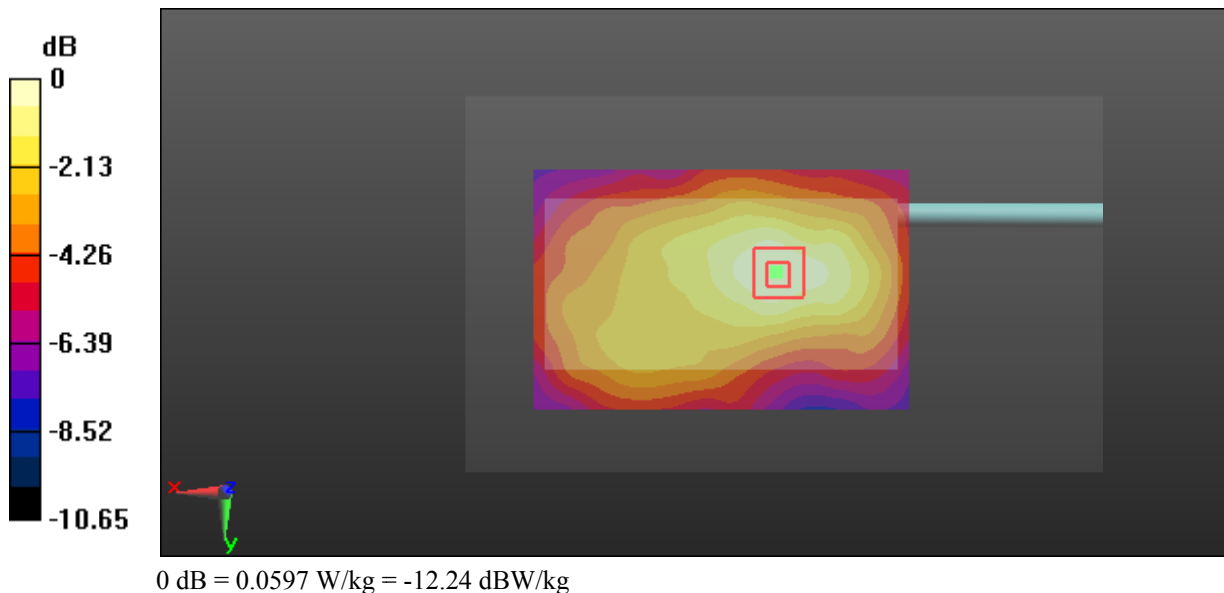
Zoom Scan (5x5x7)/Cube 0: Measurement grid: $dx=8\text{mm}$, $dy=8\text{mm}$, $dz=5\text{mm}$

Reference Value = 5.498 V/m; Power Drift = -0.02 dB

Peak SAR (extrapolated) = 0.0690 W/kg

SAR(1 g) = 0.043 W/kg; SAR(10 g) = 0.028 W/kg

Maximum value of SAR (measured) = 0.0597 W/kg



Test Plot 17#: GSM 1900_Face Up_Middle**DUT: Multi-mode Advanced; Type: PDC760 UxB1; Serial: 17031300820**

Communication System: Generic GPRS-2 slots; Frequency: 1880 MHz; Duty Cycle: 1:4
Medium parameters used: $f = 1880$ MHz; $\sigma = 1.421$ S/m; $\epsilon_r = 39.036$; $\rho = 1000$ kg/m³ ;
Phantom section: Left Section

DASY5 Configuration:

- Probe: EX3DV4 - SN7441; ConvF(8.48, 8.48, 8.48); Calibrated: 2016/11/15;
- Sensor-Surface: 1.4mm (Mechanical Surface Detection)
- Electronics: DAE3 Sn379; Calibrated: 2016/10/4
- Phantom: Triple Flat Phantom 5.1C; Type: QD 000 P51 CA; Serial: 1130
- Measurement SW: DASY52, Version 52.8 (8);

Area Scan (111x71x1): Interpolated grid: dx=1.500 mm, dy=1.500 mm

Maximum value of SAR (interpolated) = 0.0757 W/kg

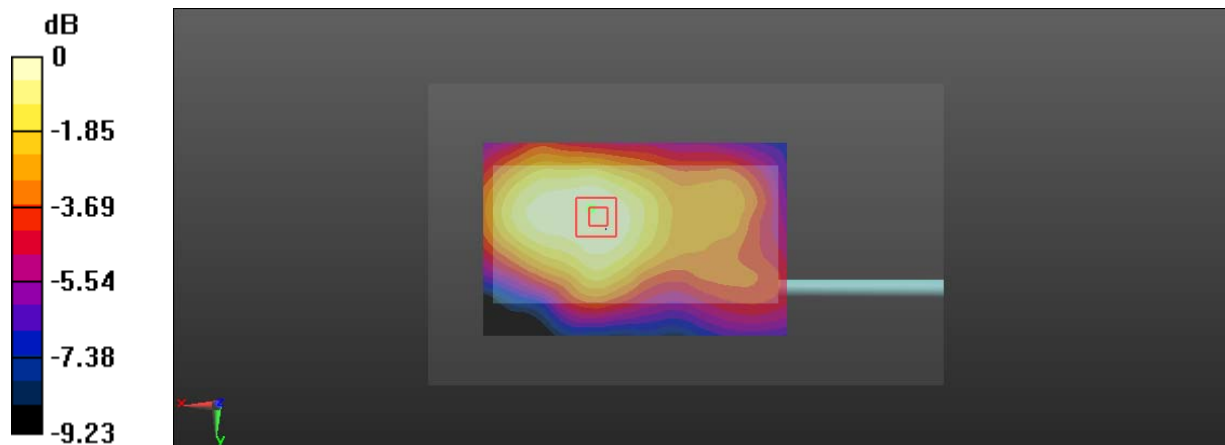
Zoom Scan (5x5x7)/Cube 0: Measurement grid: dx=8mm, dy=8mm, dz=5mm

Reference Value = 4.974 V/m; Power Drift = -0.15 dB

Peak SAR (extrapolated) = 0.0860 W/kg

SAR(1 g) = 0.057 W/kg; SAR(10 g) = 0.040 W/kg

Maximum value of SAR (measured) = 0.0745 W/kg



0 dB = 0.0745 W/kg = -11.28 dBW/kg

Test Plot 18#: GSM 1900_Body Front_Middle**DUT: Multi-mode Advanced; Type: PDC760 UxB1; Serial: 17031300820**

Communication System: Generic GPRS-2 slots; Frequency: 1880 MHz; Duty Cycle: 1:4
Medium parameters used: $f = 1880$ MHz; $\sigma = 1.506$ S/m; $\epsilon_r = 52.666$; $\rho = 1000$ kg/m³ ;
Phantom section: Left Section

DASY5 Configuration:

- Probe: EX3DV4 - SN7441; ConvF(7.95, 7.95, 7.95); Calibrated: 2016/11/15;
- Sensor-Surface: 1.4mm (Mechanical Surface Detection)
- Electronics: DAE3 Sn379; Calibrated: 2016/10/4
- Phantom: Triple Flat Phantom 5.1C; Type: QD 000 P51 CA; Serial: 1130
- Measurement SW: DASY52, Version 52.8 (8);

Area Scan (111x71x1): Interpolated grid: dx=1.500 mm, dy=1.500 mm

Maximum value of SAR (interpolated) = 0.257 W/kg

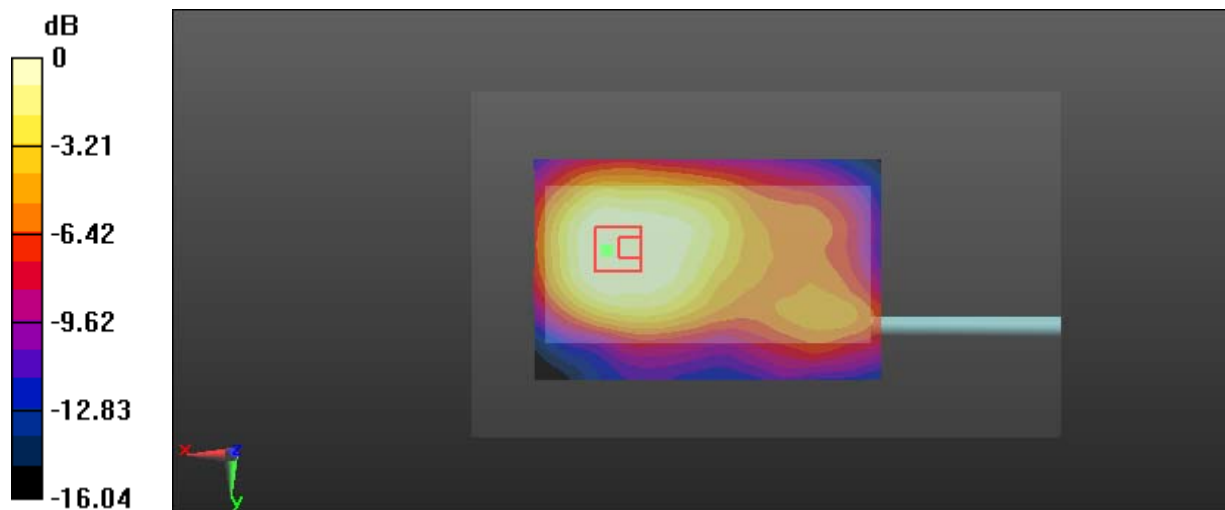
Zoom Scan (5x5x7)/Cube 0: Measurement grid: dx=8mm, dy=8mm, dz=5mm

Reference Value = 5.923 V/m; Power Drift = -0.19 dB

Peak SAR (extrapolated) = 0.285 W/kg

SAR(1 g) = 0.172 W/kg; SAR(10 g) = 0.111 W/kg

Maximum value of SAR (measured) = 0.238 W/kg



0 dB = 0.238 W/kg = -6.23 dBW/kg

Test Plot 19#: GSM 1900_Body Back_Middle

DUT: Multi-mode Advanced; Type: PDC760 UxB1; Serial: 17031300820

Communication System: Generic GPRS-2 slots; Frequency: 1880 MHz; Duty Cycle: 1:4
 Medium parameters used: $f = 1880$ MHz; $\sigma = 1.506$ S/m; $\epsilon_r = 52.666$; $\rho = 1000$ kg/m³ ;
 Phantom section: Left Section

DASY5 Configuration:

- Probe: EX3DV4 - SN7441; ConvF(7.95, 7.95, 7.95); Calibrated: 2016/11/15;
- Sensor-Surface: 1.4mm (Mechanical Surface Detection)
- Electronics: DAE3 Sn379; Calibrated: 2016/10/4
- Phantom: Triple Flat Phantom 5.1C; Type: QD 000 P51 CA; Serial: 1130
- Measurement SW: DASY52, Version 52.8 (8);

Area Scan (111x71x1): Interpolated grid: dx=1.500 mm, dy=1.500 mm

Maximum value of SAR (interpolated) = 0.127 W/kg

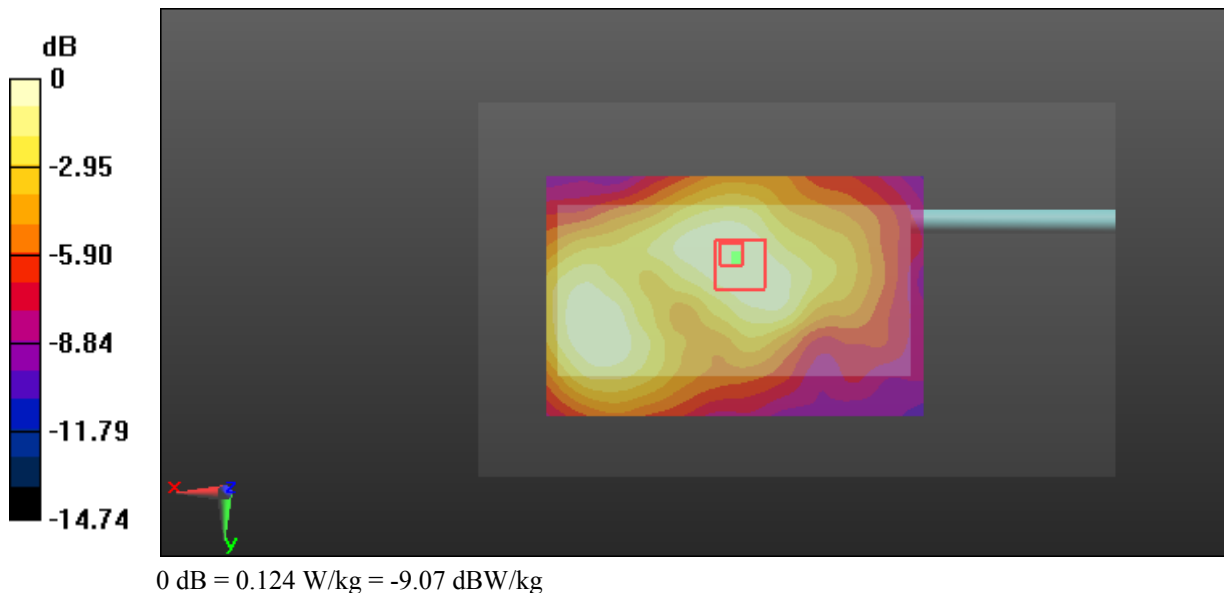
Zoom Scan (5x5x7)/Cube 0: Measurement grid: dx=8mm, dy=8mm, dz=5mm

Reference Value = 6.767 V/m; Power Drift = -0.10 dB

Peak SAR (extrapolated) = 0.142 W/kg

SAR(1 g) = 0.089 W/kg; SAR(10 g) = 0.057 W/kg

Maximum value of SAR (measured) = 0.124 W/kg



Test Plot 20#: GSM 1900_Body Left_Middle

DUT: Multi-mode Advanced; Type: PDC760 UxB1; Serial: 17031300820

Communication System: Generic GPRS-2 slots; Frequency: 1880 MHz; Duty Cycle: 1:4
 Medium parameters used: $f = 1880 \text{ MHz}$; $\sigma = 1.506 \text{ S/m}$; $\epsilon_r = 52.666$; $\rho = 1000 \text{ kg/m}^3$;
 Phantom section: Left Section

DASY5 Configuration:

- Probe: EX3DV4 - SN7441; ConvF(7.95, 7.95, 7.95); Calibrated: 2016/11/15;
- Sensor-Surface: 1.4mm (Mechanical Surface Detection)
- Electronics: DAE3 Sn379; Calibrated: 2016/10/4
- Phantom: Triple Flat Phantom 5.1C; Type: QD 000 P51 CA; Serial: 1130
- Measurement SW: DASY52, Version 52.8 (8);

Area Scan (121x41x1): Interpolated grid: $dx=1.500 \text{ mm}$, $dy=1.500 \text{ mm}$

Maximum value of SAR (interpolated) = 0.343 W/kg


Zoom Scan (5x5x7)/Cube 0: Measurement grid: $dx=8\text{mm}$, $dy=8\text{mm}$, $dz=5\text{mm}$

Reference Value = 8.261 V/m; Power Drift = -0.18 dB

Peak SAR (extrapolated) = 0.386 W/kg

SAR(1 g) = 0.236 W/kg; SAR(10 g) = 0.143 W/kg

Maximum value of SAR (measured) = 0.332 W/kg



0 dB = 0.332 W/kg = -4.79 dBW/kg

Test Plot 21#: GSM 1900_Body Right_Middle

DUT: Multi-mode Advanced; Type: PDC760 UxB1; Serial: 17031300820

Communication System: Generic GPRS-2 slots; Frequency: 1880 MHz; Duty Cycle: 1:4
 Medium parameters used: $f = 1880$ MHz; $\sigma = 1.506$ S/m; $\epsilon_r = 52.666$; $\rho = 1000$ kg/m³ ;
 Phantom section: Left Section

DASY5 Configuration:

- Probe: EX3DV4 - SN7441; ConvF(7.95, 7.95, 7.95); Calibrated: 2016/11/15;
- Sensor-Surface: 1.4mm (Mechanical Surface Detection)
- Electronics: DAE3 Sn379; Calibrated: 2016/10/4
- Phantom: Triple Flat Phantom 5.1C; Type: QD 000 P51 CA; Serial: 1130
- Measurement SW: DASY52, Version 52.8 (8);

Area Scan (121x41x1): Interpolated grid: dx=1.500 mm, dy=1.500 mm

Maximum value of SAR (interpolated) = 0.150 W/kg

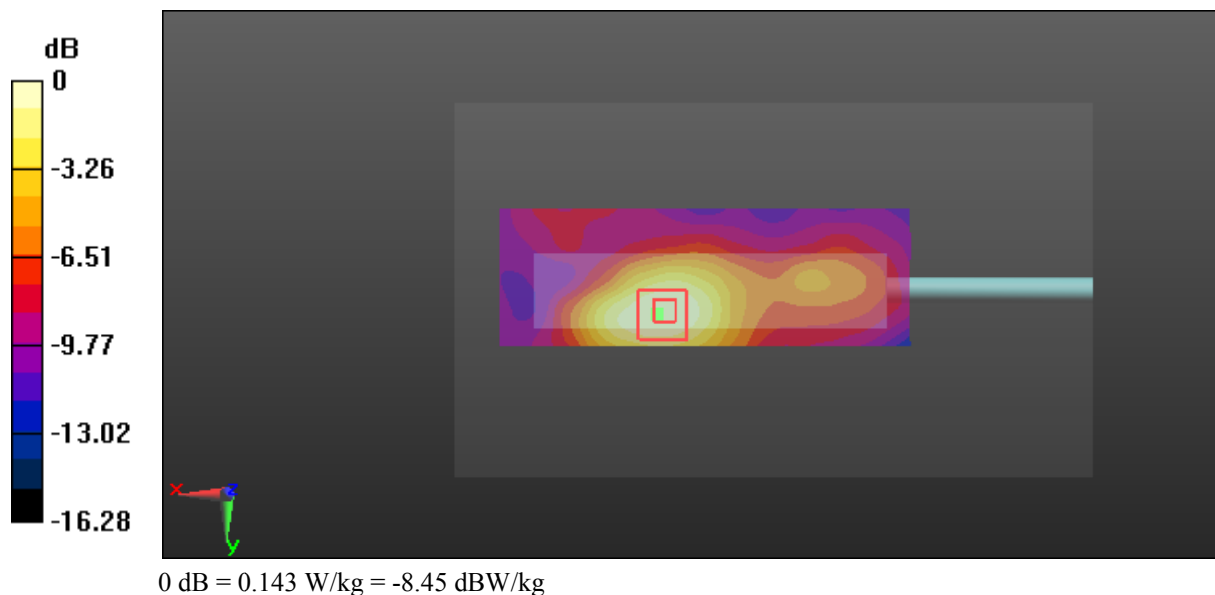
Zoom Scan (5x5x7)/Cube 0: Measurement grid: dx=8mm, dy=8mm, dz=5mm

Reference Value = 4.212 V/m; Power Drift = -0.01 dB

Peak SAR (extrapolated) = 0.173 W/kg

SAR(1 g) = 0.102 W/kg; SAR(10 g) = 0.061 W/kg

Maximum value of SAR (measured) = 0.143 W/kg



Test Plot 22#: GSM 1900_Body Bottom_Middle

DUT: Multi-mode Advanced; Type: PDC760 UxB1; Serial: 17031300820

Communication System: Generic GPRS-2 slots; Frequency: 1880 MHz; Duty Cycle: 1:4
 Medium parameters used: $f = 1880$ MHz; $\sigma = 1.506$ S/m; $\epsilon_r = 52.666$; $\rho = 1000$ kg/m³ ;
 Phantom section: Left Section

DASY5 Configuration:

- Probe: EX3DV4 - SN7441; ConvF(7.95, 7.95, 7.95); Calibrated: 2016/11/15;
- Sensor-Surface: 1.4mm (Mechanical Surface Detection)
- Electronics: DAE3 Sn379; Calibrated: 2016/10/4
- Phantom: Triple Flat Phantom 5.1C; Type: QD 000 P51 CA; Serial: 1130
- Measurement SW: DASY52, Version 52.8 (8);

Area Scan (91x51x1): Interpolated grid: dx=1.500 mm, dy=1.500 mm

Maximum value of SAR (interpolated) = 0.365 W/kg


Zoom Scan (5x5x7)/Cube 0: Measurement grid: dx=8mm, dy=8mm, dz=5mm

Reference Value = 12.93 V/m; Power Drift = -0.13 dB

Peak SAR (extrapolated) = 0.404 W/kg

SAR(1 g) = 0.233 W/kg; SAR(10 g) = 0.133 W/kg

Maximum value of SAR (measured) = 0.335 W/kg



Test Plot 23#: LTE Band 2_Head Left Cheek_Middle_1RB**DUT: Multi-mode Advanced; Type: PDC760 UxB1; Serial: 17031300820**

Communication System: Generic FDD-LTE; Frequency: 1880 MHz; Duty Cycle: 1:1
Medium parameters used: $f = 1880$ MHz; $\sigma = 1.391$ S/m; $\epsilon_r = 39.033$; $\rho = 1000$ kg/m³ ;
Phantom section: Left Section

DASY5 Configuration:

- Probe: EX3DV4 - SN7441; ConvF(8.48, 8.48, 8.48); Calibrated: 2016/11/15;
- Sensor-Surface: 1.4mm (Mechanical Surface Detection)
- Electronics: DAE3 Sn379; Calibrated: 2016/10/4
- Phantom: SAM 1; Type: QD000P40CC; Serial: TP:1412
- Measurement SW: DASY52, Version 52.8 (8);

Area Scan (71x111x1): Interpolated grid: dx=1.500 mm, dy=1.500 mm

Maximum value of SAR (interpolated) = 0.612 W/kg


Zoom Scan (5x5x7)/Cube 0: Measurement grid: dx=8mm, dy=8mm, dz=5mm

Reference Value = 5.644 V/m; Power Drift = -0.17 dB

Peak SAR (extrapolated) = 0.705 W/kg

SAR(1 g) = 0.445 W/kg; SAR(10 g) = 0.281 W/kg

Maximum value of SAR (measured) = 0.600 W/kg



0 dB = 0.600 W/kg = -2.22 dBW/kg

Test Plot 24#: LTE Band 2_Head Left Cheek_Middle_50%RB**DUT: Multi-mode Advanced; Type: PDC760 UxB1; Serial: 17031300820**

Communication System: Generic FDD-LTE; Frequency: 1880 MHz; Duty Cycle: 1:1
Medium parameters used: $f = 1880$ MHz; $\sigma = 1.391$ S/m; $\epsilon_r = 39.033$; $\rho = 1000$ kg/m³ ;
Phantom section: Left Section

DASY5 Configuration:

- Probe: EX3DV4 - SN7441; ConvF(8.48, 8.48, 8.48); Calibrated: 2016/11/15;
- Sensor-Surface: 1.4mm (Mechanical Surface Detection)
- Electronics: DAE3 Sn379; Calibrated: 2016/10/4
- Phantom: SAM 1; Type: QD000P40CC; Serial: TP:1412
- Measurement SW: DASY52, Version 52.8 (8);

Area Scan (71x111x1): Interpolated grid: dx=1.500 mm, dy=1.500 mm

Maximum value of SAR (interpolated) = 0.618 W/kg


Zoom Scan (5x5x7)/Cube 0: Measurement grid: dx=8mm, dy=8mm, dz=5mm

Reference Value = 5.659 V/m; Power Drift = 0.06 dB

Peak SAR (extrapolated) = 0.676 W/kg

SAR(1 g) = 0.433 W/kg; SAR(10 g) = 0.280 W/kg

Maximum value of SAR (measured) = 0.580 W/kg



0 dB = 0.580 W/kg = -2.37 dBW/kg

Test Plot 25#: LTE Band 2_Head Left Tilt_Middle_1RB

DUT: Multi-mode Advanced; Type: PDC760 UxB1; Serial: 17031300820

Communication System: Generic FDD-LTE; Frequency: 1880 MHz; Duty Cycle: 1:1
 Medium parameters used: $f = 1880 \text{ MHz}$; $\sigma = 1.391 \text{ S/m}$; $\epsilon_r = 39.033$; $\rho = 1000 \text{ kg/m}^3$;
 Phantom section: Left Section

DASY5 Configuration:

- Probe: EX3DV4 - SN7441; ConvF(8.48, 8.48, 8.48); Calibrated: 2016/11/15;
- Sensor-Surface: 1.4mm (Mechanical Surface Detection)
- Electronics: DAE3 Sn379; Calibrated: 2016/10/4
- Phantom: SAM 1; Type: QD000P40CC; Serial: TP:1412
- Measurement SW: DASY52, Version 52.8 (8);

Area Scan (71x111x1): Interpolated grid: $dx=1.500 \text{ mm}$, $dy=1.500 \text{ mm}$

Maximum value of SAR (interpolated) = 0.229 W/kg

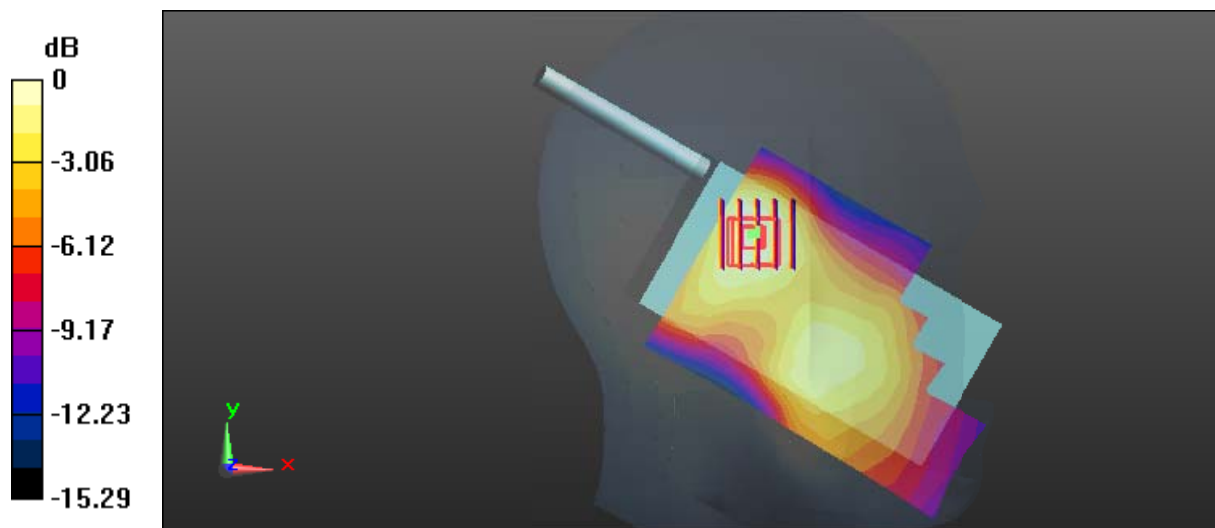
Zoom Scan (5x5x7)/Cube 0: Measurement grid: $dx=8\text{mm}$, $dy=8\text{mm}$, $dz=5\text{mm}$

Reference Value = 9.797 V/m; Power Drift = -0.00 dB

Peak SAR (extrapolated) = 0.254 W/kg

SAR(1 g) = 0.158 W/kg; SAR(10 g) = 0.098 W/kg

Maximum value of SAR (measured) = 0.219 W/kg



0 dB = 0.219 W/kg = -6.60 dBW/kg

Test Plot 26#: LTE Band 2_Head Left Tilt_Middle_50%RB

DUT: Multi-mode Advanced; Type: PDC760 UxB1; Serial: 17031300820

Communication System: Generic FDD-LTE; Frequency: 1880 MHz; Duty Cycle: 1:1
 Medium parameters used: $f = 1880$ MHz; $\sigma = 1.391$ S/m; $\epsilon_r = 39.033$; $\rho = 1000$ kg/m³ ;
 Phantom section: Left Section

DASY5 Configuration:

- Probe: EX3DV4 - SN7441; ConvF(8.48, 8.48, 8.48); Calibrated: 2016/11/15;
- Sensor-Surface: 1.4mm (Mechanical Surface Detection)
- Electronics: DAE3 Sn379; Calibrated: 2016/10/4
- Phantom: SAM 1; Type: QD000P40CC; Serial: TP:1412
- Measurement SW: DASY52, Version 52.8 (8);

Area Scan (71x111x1): Interpolated grid: dx=1.500 mm, dy=1.500 mm

Maximum value of SAR (interpolated) = 0.218 W/kg


Zoom Scan (5x5x7)/Cube 0: Measurement grid: dx=8mm, dy=8mm, dz=5mm

Reference Value = 9.640 V/m; Power Drift = -0.03 dB

Peak SAR (extrapolated) = 0.240 W/kg

SAR(1 g) = 0.151 W/kg; SAR(10 g) = 0.094 W/kg

Maximum value of SAR (measured) = 0.204 W/kg



0 dB = 0.204 W/kg = -6.90 dBW/kg

Test Plot 27#: LTE Band 2_Head Right Cheek_Middle_1RB**DUT: Multi-mode Advanced; Type: PDC760 UxB1; Serial: 17031300820**

Communication System: Generic FDD-LTE; Frequency: 1880 MHz; Duty Cycle: 1:1
Medium parameters used: $f = 1880$ MHz; $\sigma = 1.391$ S/m; $\epsilon_r = 39.033$; $\rho = 1000$ kg/m³ ;
Phantom section: Right Section

DASY5 Configuration:

- Probe: EX3DV4 - SN7441; ConvF(8.48, 8.48, 8.48); Calibrated: 2016/11/15;
- Sensor-Surface: 1.4mm (Mechanical Surface Detection)
- Electronics: DAE3 Sn379; Calibrated: 2016/10/4
- Phantom: SAM 1; Type: QD000P40CC; Serial: TP:1412
- Measurement SW: DASY52, Version 52.8 (8);

Area Scan (71x111x1): Interpolated grid: dx=1.500 mm, dy=1.500 mm

Maximum value of SAR (interpolated) = 0.410 W/kg


Zoom Scan (5x5x7)/Cube 0: Measurement grid: dx=8mm, dy=8mm, dz=5mm

Reference Value = 5.042 V/m; Power Drift = -0.02 dB

Peak SAR (extrapolated) = 0.446 W/kg

SAR(1 g) = 0.292 W/kg; SAR(10 g) = 0.195 W/kg

Maximum value of SAR (measured) = 0.382 W/kg



0 dB = 0.382 W/kg = -4.18 dBW/kg

Test Plot 28#: LTE Band 2_Head Right Cheek_Middle_50%RB**DUT: Multi-mode Advanced; Type: PDC760 UxB1; Serial: 17031300820**

Communication System: Generic FDD-LTE; Frequency: 1880 MHz; Duty Cycle: 1:1
Medium parameters used: $f = 1880$ MHz; $\sigma = 1.391$ S/m; $\epsilon_r = 39.033$; $\rho = 1000$ kg/m³ ;
Phantom section: Right Section

DASY5 Configuration:

- Probe: EX3DV4 - SN7441; ConvF(8.48, 8.48, 8.48); Calibrated: 2016/11/15;
- Sensor-Surface: 1.4mm (Mechanical Surface Detection)
- Electronics: DAE3 Sn379; Calibrated: 2016/10/4
- Phantom: SAM 1; Type: QD000P40CC; Serial: TP:1412
- Measurement SW: DASY52, Version 52.8 (8);

Area Scan (71x111x1): Interpolated grid: dx=1.500 mm, dy=1.500 mm

Maximum value of SAR (interpolated) = 0.392 W/kg


Zoom Scan (5x5x7)/Cube 0: Measurement grid: dx=8mm, dy=8mm, dz=5mm

Reference Value = 4.766 V/m; Power Drift = -0.01 dB

Peak SAR (extrapolated) = 0.419 W/kg

SAR(1 g) = 0.279 W/kg; SAR(10 g) = 0.186 W/kg

Maximum value of SAR (measured) = 0.360 W/kg



0 dB = 0.360 W/kg = -4.44 dBW/kg

Test Plot 29#: LTE Band 2_Head Right Tilt_Middle_1RB**DUT: Multi-mode Advanced; Type: PDC760 UxB1; Serial: 17031300820**

Communication System: Generic FDD-LTE; Frequency: 1880 MHz; Duty Cycle: 1:1
Medium parameters used: $f = 1880$ MHz; $\sigma = 1.391$ S/m; $\epsilon_r = 39.033$; $\rho = 1000$ kg/m³ ;
Phantom section: Right Section

DASY5 Configuration:

- Probe: EX3DV4 - SN7441; ConvF(8.48, 8.48, 8.48); Calibrated: 2016/11/15;
- Sensor-Surface: 1.4mm (Mechanical Surface Detection)
- Electronics: DAE3 Sn379; Calibrated: 2016/10/4
- Phantom: SAM 1; Type: QD000P40CC; Serial: TP:1412
- Measurement SW: DASY52, Version 52.8 (8);

Area Scan (71x111x1): Interpolated grid: dx=1.500 mm, dy=1.500 mm

Maximum value of SAR (interpolated) = 0.143 W/kg


Zoom Scan (5x5x7)/Cube 0: Measurement grid: dx=8mm, dy=8mm, dz=5mm

Reference Value = 8.472 V/m; Power Drift = -0.03 dB

Peak SAR (extrapolated) = 0.157 W/kg

SAR(1 g) = 0.102 W/kg; SAR(10 g) = 0.066 W/kg

Maximum value of SAR (measured) = 0.136 W/kg



0 dB = 0.136 W/kg = -8.66 dBW/kg

Test Plot 30#: LTE Band 2_Head Right Tilt_Middle_50%RB

DUT: Multi-mode Advanced; Type: PDC760 UxB1; Serial: 17031300820

Communication System: Generic FDD-LTE; Frequency: 1880 MHz; Duty Cycle: 1:1
 Medium parameters used: $f = 1880 \text{ MHz}$; $\sigma = 1.391 \text{ S/m}$; $\epsilon_r = 39.033$; $\rho = 1000 \text{ kg/m}^3$;
 Phantom section: Right Section

DASY5 Configuration:

- Probe: EX3DV4 - SN7441; ConvF(8.48, 8.48, 8.48); Calibrated: 2016/11/15;
- Sensor-Surface: 1.4mm (Mechanical Surface Detection)
- Electronics: DAE3 Sn379; Calibrated: 2016/10/4
- Phantom: SAM 1; Type: QD000P40CC; Serial: TP:1412
- Measurement SW: DASY52, Version 52.8 (8);

Area Scan (71x111x1): Interpolated grid: $dx=1.500 \text{ mm}$, $dy=1.500 \text{ mm}$

Maximum value of SAR (interpolated) = 0.130 W/kg


Zoom Scan (5x5x7)/Cube 0: Measurement grid: $dx=8\text{mm}$, $dy=8\text{mm}$, $dz=5\text{mm}$

Reference Value = 8.252 V/m; Power Drift = -0.08 dB

Peak SAR (extrapolated) = 0.145 W/kg

SAR(1 g) = 0.092 W/kg; SAR(10 g) = 0.060 W/kg

Maximum value of SAR (measured) = 0.124 W/kg



0 dB = 0.124 W/kg = -9.07 dBW/kg

Test Plot 31#: LTE Band 2_Face Up_Middle_1RB

DUT: Multi-mode Advanced; Type: PDC760 UxB1; Serial: 17031300820

Communication System: Generic FDD-LTE; Frequency: 1880 MHz; Duty Cycle: 1:1
 Medium parameters used: $f = 1880 \text{ MHz}$; $\sigma = 1.421 \text{ S/m}$; $\epsilon_r = 39.036$; $\rho = 1000 \text{ kg/m}^3$;
 Phantom section: Left Section

DASY5 Configuration:

- Probe: EX3DV4 - SN7441; ConvF(8.48, 8.48, 8.48); Calibrated: 2016/11/15;
- Sensor-Surface: 1.4mm (Mechanical Surface Detection)
- Electronics: DAE3 Sn379; Calibrated: 2016/10/4
- Phantom: Triple Flat Phantom 5.1C; Type: QD 000 P51 CA; Serial: 1130
- Measurement SW: DASY52, Version 52.8 (8);

Area Scan (111x71x1): Interpolated grid: $dx=1.500 \text{ mm}$, $dy=1.500 \text{ mm}$

Maximum value of SAR (interpolated) = 0.177 W/kg


Zoom Scan (5x5x7)/Cube 0: Measurement grid: $dx=8\text{mm}$, $dy=8\text{mm}$, $dz=5\text{mm}$

Reference Value = 6.781 V/m; Power Drift = 0.14 dB

Peak SAR (extrapolated) = 0.196 W/kg

SAR(1 g) = 0.126 W/kg; SAR(10 g) = 0.086 W/kg

Maximum value of SAR (measured) = 0.169 W/kg



0 dB = 0.169 W/kg = -7.72 dBW/kg

Test Plot 32#: LTE Band 2_Face UP_Middle_50%RB

DUT: Multi-mode Advanced; Type: PDC760 UxB1; Serial: 17031300820

Communication System: Generic FDD-LTE; Frequency: 1880 MHz; Duty Cycle: 1:1
 Medium parameters used: $f = 1880 \text{ MHz}$; $\sigma = 1.421 \text{ S/m}$; $\epsilon_r = 39.036$; $\rho = 1000 \text{ kg/m}^3$;
 Phantom section: Left Section

DASY5 Configuration:

- Probe: EX3DV4 - SN7441; ConvF(8.48, 8.48, 8.48); Calibrated: 2016/11/15;
- Sensor-Surface: 1.4mm (Mechanical Surface Detection)
- Electronics: DAE3 Sn379; Calibrated: 2016/10/4
- Phantom: Triple Flat Phantom 5.1C; Type: QD 000 P51 CA; Serial: 1130
- Measurement SW: DASY52, Version 52.8 (8);

Area Scan (111x71x1): Interpolated grid: $dx=1.500 \text{ mm}$, $dy=1.500 \text{ mm}$

Maximum value of SAR (interpolated) = 0.132 W/kg

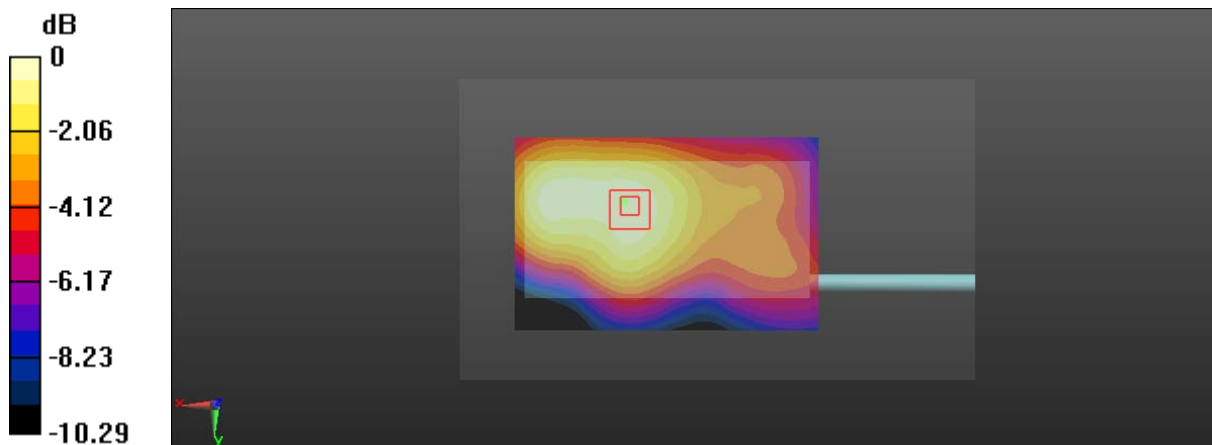
Zoom Scan (5x5x7)/Cube 0: Measurement grid: $dx=8\text{mm}$, $dy=8\text{mm}$, $dz=5\text{mm}$

Reference Value = 5.978 V/m; Power Drift = -0.01 dB

Peak SAR (extrapolated) = 0.153 W/kg

SAR(1 g) = 0.099 W/kg; SAR(10 g) = 0.067 W/kg

Maximum value of SAR (measured) = 0.134 W/kg



0 dB = 0.134 W/kg = -8.73 dBW/kg

Test Plot 33#: LTE Band 2_Body Front_Middle_1RB**DUT: Multi-mode Advanced; Type: PDC760 UxB1; Serial: 17031300820**

Communication System: Generic FDD-LTE; Frequency: 1880 MHz; Duty Cycle: 1:1
Medium parameters used: $f = 1880$ MHz; $\sigma = 1.506$ S/m; $\epsilon_r = 52.666$; $\rho = 1000$ kg/m³ ;
Phantom section: Left Section

DASY5 Configuration:

- Probe: EX3DV4 - SN7441; ConvF(7.95, 7.95, 7.95); Calibrated: 2016/11/15;
- Sensor-Surface: 1.4mm (Mechanical Surface Detection)
- Electronics: DAE3 Sn379; Calibrated: 2016/10/4
- Phantom: Triple Flat Phantom 5.1C; Type: QD 000 P51 CA; Serial: 1130
- Measurement SW: DASY52, Version 52.8 (8);

Area Scan (131x81x1): Interpolated grid: dx=1.200 mm, dy=1.200 mm

Maximum value of SAR (interpolated) = 0.468 W/kg

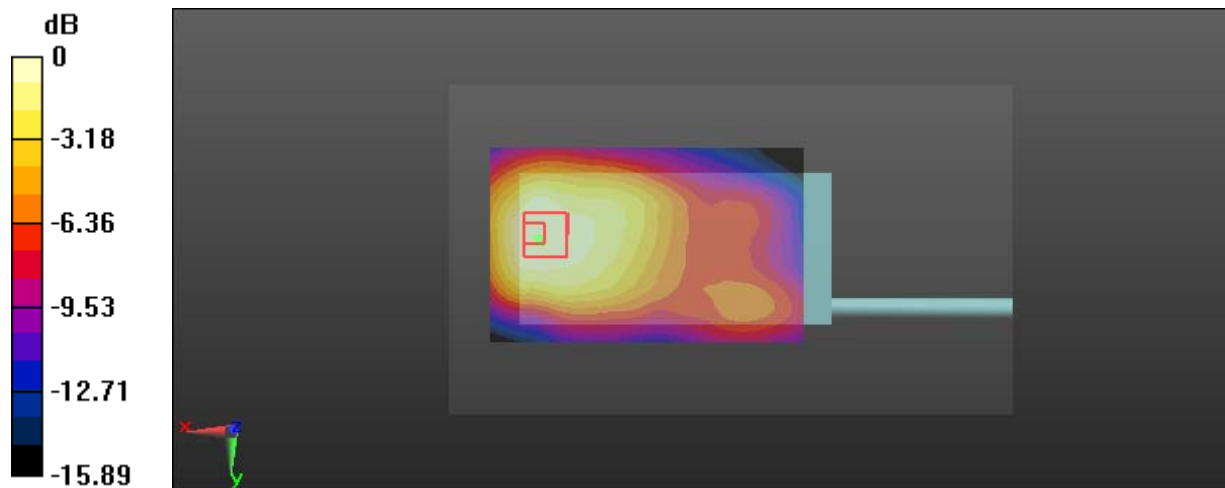
Zoom Scan (5x5x7)/Cube 0: Measurement grid: dx=8mm, dy=8mm, dz=5mm

Reference Value = 7.204 V/m; Power Drift = -0.04 dB

Peak SAR (extrapolated) = 0.567 W/kg

SAR(1 g) = 0.343 W/kg; SAR(10 g) = 0.216 W/kg

Maximum value of SAR (measured) = 0.473 W/kg



0 dB = 0.473 W/kg = -3.25 dBW/kg

Test Plot 34#: LTE Band 2_Body Front_Middle_50%RB

DUT: Multi-mode Advanced; Type: PDC760 UxB1; Serial: 17031300820

Communication System: Generic FDD-LTE; Frequency: 1880 MHz; Duty Cycle: 1:1
 Medium parameters used: $f = 1880$ MHz; $\sigma = 1.506$ S/m; $\epsilon_r = 52.666$; $\rho = 1000$ kg/m³ ;
 Phantom section: Left Section

DASY5 Configuration:

- Probe: EX3DV4 - SN7441; ConvF(7.95, 7.95, 7.95); Calibrated: 2016/11/15;
- Sensor-Surface: 1.4mm (Mechanical Surface Detection)
- Electronics: DAE3 Sn379; Calibrated: 2016/10/4
- Phantom: Triple Flat Phantom 5.1C; Type: QD 000 P51 CA; Serial: 1130
- Measurement SW: DASY52, Version 52.8 (8);

Area Scan (131x81x1): Interpolated grid: dx=1.200 mm, dy=1.200 mm

Maximum value of SAR (interpolated) = 0.381 W/kg


Zoom Scan (5x5x7)/Cube 0: Measurement grid: dx=8mm, dy=8mm, dz=5mm

Reference Value = 6.298 V/m; Power Drift = -0.04 dB

Peak SAR (extrapolated) = 0.443 W/kg

SAR(1 g) = 0.268 W/kg; SAR(10 g) = 0.167 W/kg

Maximum value of SAR (measured) = 0.373 W/kg



0 dB = 0.373 W/kg = -4.28 dBW/kg

Test Plot 35#: LTE Band 2_Body Back_Middle_1RB

DUT: Multi-mode Advanced; Type: PDC760 UxB1; Serial: 17031300820

Communication System: Generic FDD-LTE; Frequency: 1880 MHz; Duty Cycle: 1:1
 Medium parameters used: $f = 1880 \text{ MHz}$; $\sigma = 1.506 \text{ S/m}$; $\epsilon_r = 52.666$; $\rho = 1000 \text{ kg/m}^3$;
 Phantom section: Left Section

DASY5 Configuration:

- Probe: EX3DV4 - SN7441; ConvF(7.95, 7.95, 7.95); Calibrated: 2016/11/15;
- Sensor-Surface: 1.4mm (Mechanical Surface Detection)
- Electronics: DAE3 Sn379; Calibrated: 2016/10/4
- Phantom: Triple Flat Phantom 5.1C; Type: QD 000 P51 CA; Serial: 1130
- Measurement SW: DASY52, Version 52.8 (8);

Area Scan (111x71x1): Interpolated grid: $dx=1.500 \text{ mm}$, $dy=1.500 \text{ mm}$

Maximum value of SAR (interpolated) = 0.196 W/kg

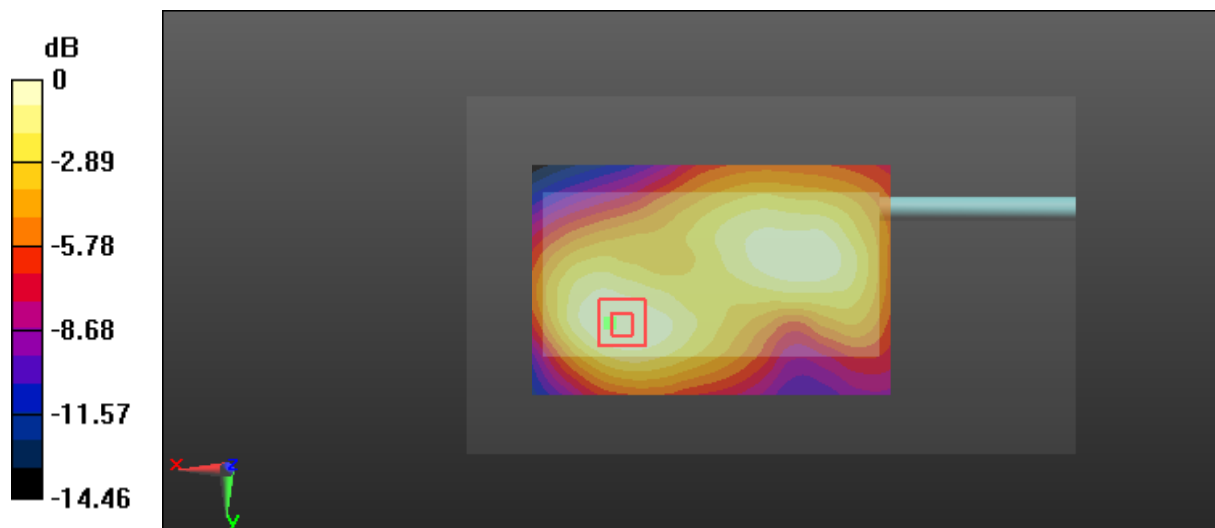
Zoom Scan (5x5x7)/Cube 0: Measurement grid: $dx=8\text{mm}$, $dy=8\text{mm}$, $dz=5\text{mm}$

Reference Value = 9.152 V/m; Power Drift = -0.11 dB

Peak SAR (extrapolated) = 0.222 W/kg

SAR(1 g) = 0.137 W/kg; SAR(10 g) = 0.086 W/kg

Maximum value of SAR (measured) = 0.190 W/kg



0 dB = 0.190 W/kg = -7.21 dBW/kg

Test Plot 36#: LTE Band 2_Body Back_Middle_50%RB

DUT: Multi-mode Advanced; Type: PDC760 UxB1; Serial: 17031300820

Communication System: Generic FDD-LTE; Frequency: 1880 MHz; Duty Cycle: 1:1
 Medium parameters used: $f = 1880$ MHz; $\sigma = 1.506$ S/m; $\epsilon_r = 52.666$; $\rho = 1000$ kg/m³ ;
 Phantom section: Left Section

DASY5 Configuration:

- Probe: EX3DV4 - SN7441; ConvF(7.95, 7.95, 7.95); Calibrated: 2016/11/15;
- Sensor-Surface: 1.4mm (Mechanical Surface Detection)
- Electronics: DAE3 Sn379; Calibrated: 2016/10/4
- Phantom: Triple Flat Phantom 5.1C; Type: QD 000 P51 CA; Serial: 1130
- Measurement SW: DASY52, Version 52.8 (8);

Area Scan (111x71x1): Interpolated grid: dx=1.500 mm, dy=1.500 mm

Maximum value of SAR (interpolated) = 0.156 W/kg

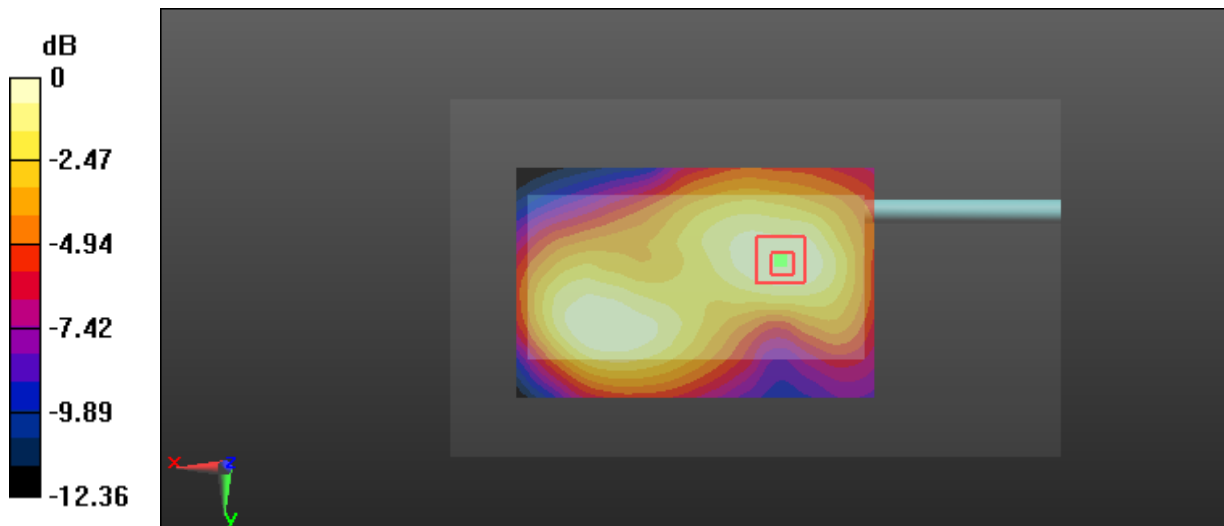
Zoom Scan (5x5x7)/Cube 0: Measurement grid: dx=8mm, dy=8mm, dz=5mm

Reference Value = 8.183 V/m; Power Drift = -0.09 dB

Peak SAR (extrapolated) = 0.172 W/kg

SAR(1 g) = 0.110 W/kg; SAR(10 g) = 0.070 W/kg

Maximum value of SAR (measured) = 0.146 W/kg



0 dB = 0.146 W/kg = -8.36 dBW/kg

Test Plot 37#: LTE Band 2_Body Left_Middle_1RB

DUT: Multi-mode Advanced; Type: PDC760 UxB1; Serial: 17031300820

Communication System: Generic FDD-LTE; Frequency: 1880 MHz; Duty Cycle: 1:1
 Medium parameters used: $f = 1880$ MHz; $\sigma = 1.506$ S/m; $\epsilon_r = 52.666$; $\rho = 1000$ kg/m³ ;
 Phantom section: Left Section

DASY5 Configuration:

- Probe: EX3DV4 - SN7441; ConvF(7.95, 7.95, 7.95); Calibrated: 2016/11/15;
- Sensor-Surface: 1.4mm (Mechanical Surface Detection)
- Electronics: DAE3 Sn379; Calibrated: 2016/10/4
- Phantom: Triple Flat Phantom 5.1C; Type: QD 000 P51 CA; Serial: 1130
- Measurement SW: DASY52, Version 52.8 (8);

Area Scan (111x61x1): Interpolated grid: dx=1.500 mm, dy=1.500 mm

Maximum value of SAR (interpolated) = 0.547 W/kg


Zoom Scan (5x5x7)/Cube 0: Measurement grid: dx=8mm, dy=8mm, dz=5mm

Reference Value = 9.347 V/m; Power Drift = -0.05 dB

Peak SAR (extrapolated) = 0.642 W/kg

SAR(1 g) = 0.392 W/kg; SAR(10 g) = 0.237 W/kg

Maximum value of SAR (measured) = 0.546 W/kg



0 dB = 0.546 W/kg = -2.63 dBW/kg

Test Plot 38#: LTE Band 2_Body Left_Middle_50%RB

DUT: Multi-mode Advanced; Type: PDC760 UxB1; Serial: 17031300820

Communication System: Generic FDD-LTE; Frequency: 1880 MHz; Duty Cycle: 1:1
 Medium parameters used: $f = 1880 \text{ MHz}$; $\sigma = 1.506 \text{ S/m}$; $\epsilon_r = 52.666$; $\rho = 1000 \text{ kg/m}^3$;
 Phantom section: Left Section

DASY5 Configuration:

- Probe: EX3DV4 - SN7441; ConvF(7.95, 7.95, 7.95); Calibrated: 2016/11/15;
- Sensor-Surface: 1.4mm (Mechanical Surface Detection)
- Electronics: DAE3 Sn379; Calibrated: 2016/10/4
- Phantom: Triple Flat Phantom 5.1C; Type: QD 000 P51 CA; Serial: 1130
- Measurement SW: DASY52, Version 52.8 (8);

Area Scan (111x61x1): Interpolated grid: $dx=1.500 \text{ mm}$, $dy=1.500 \text{ mm}$

Maximum value of SAR (interpolated) = 0.435 W/kg


Zoom Scan (5x5x7)/Cube 0: Measurement grid: $dx=8\text{mm}$, $dy=8\text{mm}$, $dz=5\text{mm}$

Reference Value = 8.264 V/m; Power Drift = 0.08 dB

Peak SAR (extrapolated) = 0.526 W/kg

SAR(1 g) = 0.311 W/kg; SAR(10 g) = 0.187 W/kg

Maximum value of SAR (measured) = 0.451 W/kg



0 dB = 0.451 W/kg = -3.46 dBW/kg

Test Plot 39#: LTE Band 2_Body Right_Middle_1RB

DUT: Multi-mode Advanced; Type: PDC760 UxB1; Serial: 17031300820

Communication System: Generic FDD-LTE; Frequency: 1880 MHz; Duty Cycle: 1:1
 Medium parameters used: $f = 1880$ MHz; $\sigma = 1.506$ S/m; $\epsilon_r = 52.666$; $\rho = 1000$ kg/m³ ;
 Phantom section: Left Section

DASY5 Configuration:

- Probe: EX3DV4 - SN7441; ConvF(7.95, 7.95, 7.95); Calibrated: 2016/11/15;
- Sensor-Surface: 1.4mm (Mechanical Surface Detection)
- Electronics: DAE3 Sn379; Calibrated: 2016/10/4
- Phantom: Triple Flat Phantom 5.1C; Type: QD 000 P51 CA; Serial: 1130
- Measurement SW: DASY52, Version 52.8 (8);

Area Scan (111x61x1): Interpolated grid: dx=1.500 mm, dy=1.500 mm

Maximum value of SAR (interpolated) = 0.268 W/kg

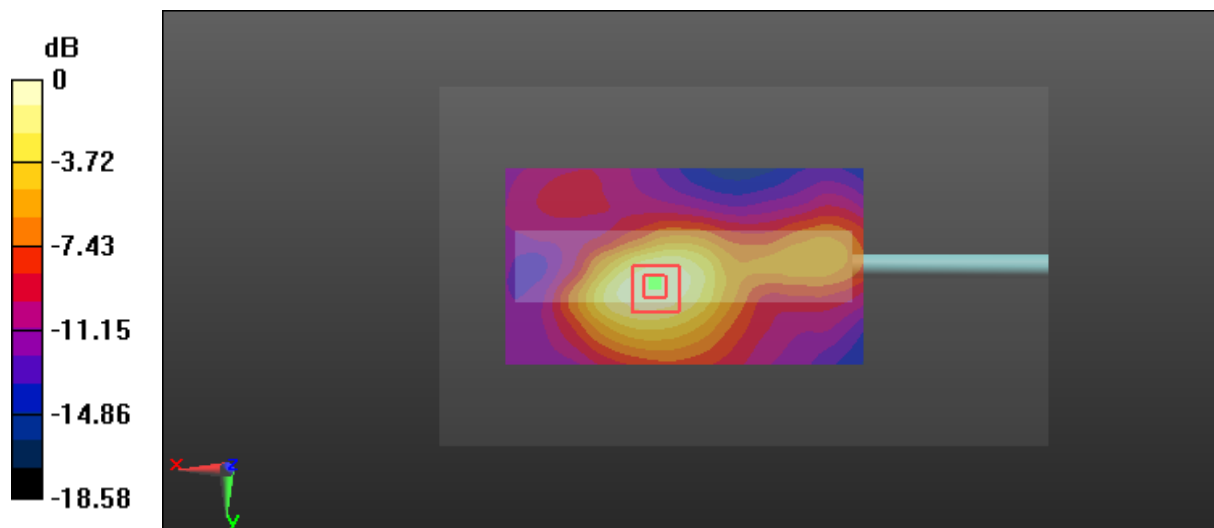
Zoom Scan (5x5x7)/Cube 0: Measurement grid: dx=8mm, dy=8mm, dz=5mm

Reference Value = 5.310 V/m; Power Drift = -0.14 dB

Peak SAR (extrapolated) = 0.309 W/kg

SAR(1 g) = 0.178 W/kg; SAR(10 g) = 0.103 W/kg

Maximum value of SAR (measured) = 0.262 W/kg



0 dB = 0.262 W/kg = -5.82 dBW/kg

Test Plot 40#: LTE Band 2_Body Right_Middle_50%RB

DUT: Multi-mode Advanced; Type: PDC760 UxB1; Serial: 17031300820

Communication System: Generic FDD-LTE; Frequency: 1880 MHz; Duty Cycle: 1:1
 Medium parameters used: $f = 1880$ MHz; $\sigma = 1.506$ S/m; $\epsilon_r = 52.666$; $\rho = 1000$ kg/m³ ;
 Phantom section: Left Section

DASY5 Configuration:

- Probe: EX3DV4 - SN7441; ConvF(7.95, 7.95, 7.95); Calibrated: 2016/11/15;
- Sensor-Surface: 1.4mm (Mechanical Surface Detection)
- Electronics: DAE3 Sn379; Calibrated: 2016/10/4
- Phantom: Triple Flat Phantom 5.1C; Type: QD 000 P51 CA; Serial: 1130
- Measurement SW: DASY52, Version 52.8 (8);

Area Scan (111x61x1): Interpolated grid: dx=1.500 mm, dy=1.500 mm

Maximum value of SAR (interpolated) = 0.203 W/kg

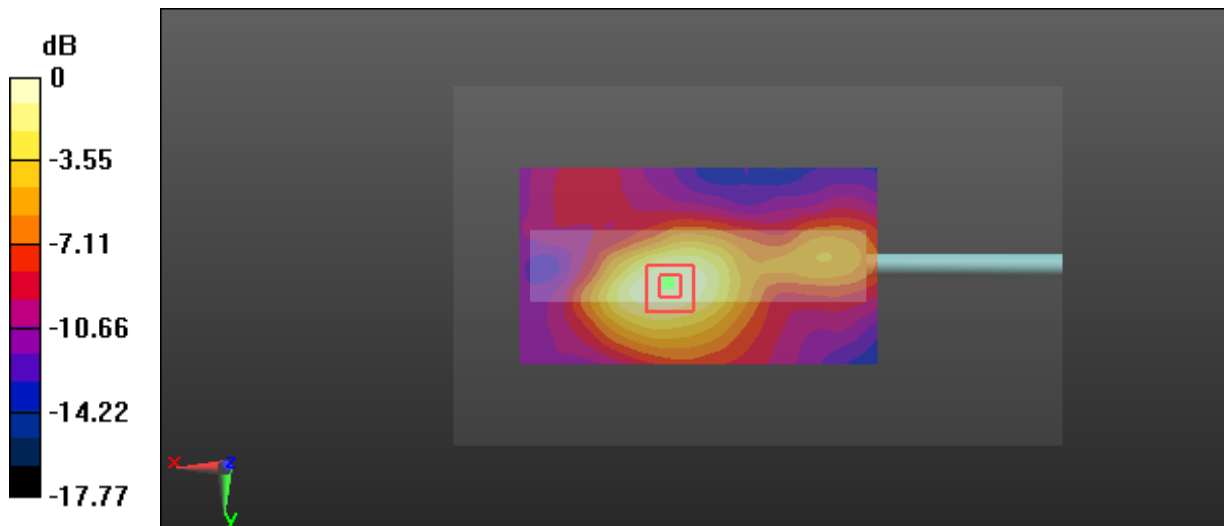
Zoom Scan (5x5x7)/Cube 0: Measurement grid: dx=8mm, dy=8mm, dz=5mm

Reference Value = 4.777 V/m; Power Drift = -0.19 dB

Peak SAR (extrapolated) = 0.229 W/kg

SAR(1 g) = 0.136 W/kg; SAR(10 g) = 0.080 W/kg

Maximum value of SAR (measured) = 0.194 W/kg



0 dB = 0.194 W/kg = -7.12 dBW/kg

Test Plot 41#: LTE Band 2_Body Bottom_Middle_1RB

DUT: Multi-mode Advanced; Type: PDC760 UxB1; Serial: 17031300820

Communication System: Generic FDD-LTE; Frequency: 1880 MHz; Duty Cycle: 1:1
 Medium parameters used: $f = 1880 \text{ MHz}$; $\sigma = 1.506 \text{ S/m}$; $\epsilon_r = 52.666$; $\rho = 1000 \text{ kg/m}^3$;
 Phantom section: Left Section

DASY5 Configuration:

- Probe: EX3DV4 - SN7441; ConvF(7.95, 7.95, 7.95); Calibrated: 2016/11/15;
- Sensor-Surface: 1.4mm (Mechanical Surface Detection)
- Electronics: DAE3 Sn379; Calibrated: 2016/10/4
- Phantom: Triple Flat Phantom 5.1C; Type: QD 000 P51 CA; Serial: 1130
- Measurement SW: DASY52, Version 52.8 (8);

Area Scan (91x61x1): Interpolated grid: $dx=1.200 \text{ mm}$, $dy=1.200 \text{ mm}$

Maximum value of SAR (interpolated) = 0.643 W/kg


Zoom Scan (5x5x7)/Cube 0: Measurement grid: $dx=8\text{mm}$, $dy=8\text{mm}$, $dz=5\text{mm}$

Reference Value = 16.47 V/m; Power Drift = -0.17 dB

Peak SAR (extrapolated) = 0.750 W/kg

SAR(1 g) = 0.423 W/kg; SAR(10 g) = 0.236 W/kg

Maximum value of SAR (measured) = 0.624 W/kg



0 dB = 0.624 W/kg = -2.05 dBW/kg

Test Plot 42#: LTE Band 2_Body Bottom_Middle_50%RB

DUT: Multi-mode Advanced; Type: PDC760 UxB1; Serial: 17031300820

Communication System: Generic FDD-LTE; Frequency: 1880 MHz; Duty Cycle: 1:1
 Medium parameters used: $f = 1880 \text{ MHz}$; $\sigma = 1.506 \text{ S/m}$; $\epsilon_r = 52.666$; $\rho = 1000 \text{ kg/m}^3$;
 Phantom section: Left Section

DASY5 Configuration:

- Probe: EX3DV4 - SN7441; ConvF(7.95, 7.95, 7.95); Calibrated: 2016/11/15;
- Sensor-Surface: 1.4mm (Mechanical Surface Detection)
- Electronics: DAE3 Sn379; Calibrated: 2016/10/4
- Phantom: Triple Flat Phantom 5.1C; Type: QD 000 P51 CA; Serial: 1130
- Measurement SW: DASY52, Version 52.8 (8);

Area Scan (91x61x1): Interpolated grid: $dx=1.200 \text{ mm}$, $dy=1.200 \text{ mm}$

Maximum value of SAR (interpolated) = 0.485 W/kg


Zoom Scan (5x5x7)/Cube 0: Measurement grid: $dx=8\text{mm}$, $dy=8\text{mm}$, $dz=5\text{mm}$

Reference Value = 14.44 V/m; Power Drift = -0.07 dB

Peak SAR (extrapolated) = 0.568 W/kg

SAR(1 g) = 0.320 W/kg; SAR(10 g) = 0.180 W/kg

Maximum value of SAR (measured) = 0.477 W/kg



0 dB = 0.477 W/kg = -3.21 dBW/kg

Test Plot 43#: LTE Band 4_Head Left Cheek_Middle_1RB

DUT: Multi-mode Advanced; Type: PDC760 UxB1; Serial: 17031300820

Communication System: Generic FDD-LTE; Frequency: 1732.5 MHz; Duty Cycle: 1:1
 Medium parameters used: $f = 1732.5 \text{ MHz}$; $\sigma = 1.345 \text{ S/m}$; $\epsilon_r = 41.117$; $\rho = 1000 \text{ kg/m}^3$;
 Phantom section: Left Section

DASY5 Configuration:

- Probe: EX3DV4 - SN7441; ConvF(8.92, 8.92, 8.92); Calibrated: 2016/11/15;
- Sensor-Surface: 1.4mm (Mechanical Surface Detection)
- Electronics: DAE3 Sn379; Calibrated: 2016/10/4
- Phantom: SAM 1; Type: QD000P40CC; Serial: TP:1412
- Measurement SW: DASY52, Version 52.8 (8);

Area Scan (71x111x1): Interpolated grid: $dx=1.500 \text{ mm}$, $dy=1.500 \text{ mm}$

Maximum value of SAR (interpolated) = 0.471 W/kg


Zoom Scan (5x5x7)/Cube 0: Measurement grid: $dx=8\text{mm}$, $dy=8\text{mm}$, $dz=5\text{mm}$

Reference Value = 5.507 V/m; Power Drift = 0.16 dB

Peak SAR (extrapolated) = 0.529 W/kg

SAR(1 g) = 0.353 W/kg; SAR(10 g) = 0.242 W/kg

Maximum value of SAR (measured) = 0.459 W/kg



0 dB = 0.459 W/kg = -3.38 dBW/kg

Test Plot 44#: LTE Band 4_Head Left Cheek_Middle_50%RB

DUT: Multi-mode Advanced; Type: PDC760 UxB1; Serial: 17031300820

Communication System: Generic FDD-LTE; Frequency: 1732.5 MHz; Duty Cycle: 1:1
 Medium parameters used: $f = 1732.5 \text{ MHz}$; $\sigma = 1.345 \text{ S/m}$; $\epsilon_r = 41.117$; $\rho = 1000 \text{ kg/m}^3$;
 Phantom section: Left Section

DASY5 Configuration:

- Probe: EX3DV4 - SN7441; ConvF(8.92, 8.92, 8.92); Calibrated: 2016/11/15;
- Sensor-Surface: 1.4mm (Mechanical Surface Detection)
- Electronics: DAE3 Sn379; Calibrated: 2016/10/4
- Phantom: SAM 1; Type: QD000P40CC; Serial: TP:1412
- Measurement SW: DASY52, Version 52.8 (8);

Area Scan (71x111x1): Interpolated grid: $dx=1.500 \text{ mm}$, $dy=1.500 \text{ mm}$

Maximum value of SAR (interpolated) = 0.441 W/kg


Zoom Scan (5x5x7)/Cube 0: Measurement grid: $dx=8\text{mm}$, $dy=8\text{mm}$, $dz=5\text{mm}$

Reference Value = 5.632 V/m; Power Drift = -0.07 dB

Peak SAR (extrapolated) = 0.519 W/kg

SAR(1 g) = 0.350 W/kg; SAR(10 g) = 0.238 W/kg

Maximum value of SAR (measured) = 0.450 W/kg



0 dB = 0.450 W/kg = -3.47 dBW/kg

Test Plot 45#: LTE Band 4_Head Left Tilt_Middle_1RB**DUT: Multi-mode Advanced; Type: PDC760 UxB1; Serial: 17031300820**

Communication System: Generic FDD-LTE; Frequency: 1732.5 MHz; Duty Cycle: 1:1
Medium parameters used: $f = 1732.5$ MHz; $\sigma = 1.345$ S/m; $\epsilon_r = 41.117$; $\rho = 1000$ kg/m³ ;
Phantom section: Left Section

DASY5 Configuration:

- Probe: EX3DV4 - SN7441; ConvF(8.92, 8.92, 8.92); Calibrated: 2016/11/15;
- Sensor-Surface: 1.4mm (Mechanical Surface Detection)
- Electronics: DAE3 Sn379; Calibrated: 2016/10/4
- Phantom: SAM 1; Type: QD000P40CC; Serial: TP:1412
- Measurement SW: DASY52, Version 52.8 (8);

Area Scan (71x111x1): Interpolated grid: dx=1.500 mm, dy=1.500 mm

Maximum value of SAR (interpolated) = 0.141 W/kg


Zoom Scan (5x5x7)/Cube 0: Measurement grid: dx=8mm, dy=8mm, dz=5mm

Reference Value = 7.706 V/m; Power Drift = 0.05 dB

Peak SAR (extrapolated) = 0.145 W/kg

SAR(1 g) = 0.101 W/kg; SAR(10 g) = 0.068 W/kg

Maximum value of SAR (measured) = 0.126 W/kg



0 dB = 0.126 W/kg = -9.00 dBW/kg

Test Plot 46#: LTE Band 4_Head Left Tilt_Middle_50%RB

DUT: Multi-mode Advanced; Type: PDC760 UxB1; Serial: 17031300820

Communication System: Generic FDD-LTE; Frequency: 1732.5 MHz; Duty Cycle: 1:1
 Medium parameters used: $f = 1732.5$ MHz; $\sigma = 1.345$ S/m; $\epsilon_r = 41.117$; $\rho = 1000$ kg/m³ ;
 Phantom section: Left Section

DASY5 Configuration:

- Probe: EX3DV4 - SN7441; ConvF(8.92, 8.92, 8.92); Calibrated: 2016/11/15;
- Sensor-Surface: 1.4mm (Mechanical Surface Detection)
- Electronics: DAE3 Sn379; Calibrated: 2016/10/4
- Phantom: SAM 1; Type: QD000P40CC; Serial: TP:1412
- Measurement SW: DASY52, Version 52.8 (8);

Area Scan (71x111x1): Interpolated grid: dx=1.500 mm, dy=1.500 mm

Maximum value of SAR (interpolated) = 0.136 W/kg


Zoom Scan (5x5x7)/Cube 0: Measurement grid: dx=8mm, dy=8mm, dz=5mm

Reference Value = 7.699 V/m; Power Drift = 0.06 dB

Peak SAR (extrapolated) = 0.142 W/kg

SAR(1 g) = 0.098 W/kg; SAR(10 g) = 0.066 W/kg

Maximum value of SAR (measured) = 0.124 W/kg



0 dB = 0.124 W/kg = -9.07 dBW/kg

Test Plot 47#: LTE Band 4_Head Right Cheek_Middle_1RB

DUT: Multi-mode Advanced; Type: PDC760 UxB1; Serial: 17031300820

Communication System: Generic FDD-LTE; Frequency: 1732.5 MHz; Duty Cycle: 1:1
 Medium parameters used: $f = 1732.5 \text{ MHz}$; $\sigma = 1.345 \text{ S/m}$; $\epsilon_r = 41.117$; $\rho = 1000 \text{ kg/m}^3$;
 Phantom section: Right Section

DASY5 Configuration:

- Probe: EX3DV4 - SN7441; ConvF(8.92, 8.92, 8.92); Calibrated: 2016/11/15;
- Sensor-Surface: 1.4mm (Mechanical Surface Detection)
- Electronics: DAE3 Sn379; Calibrated: 2016/10/4
- Phantom: SAM 1; Type: QD000P40CC; Serial: TP:1412
- Measurement SW: DASY52, Version 52.8 (8);

Area Scan (71x111x1): Interpolated grid: $dx=1.500 \text{ mm}$, $dy=1.500 \text{ mm}$

Maximum value of SAR (interpolated) = 0.284 W/kg


Zoom Scan (5x5x7)/Cube 0: Measurement grid: $dx=8\text{mm}$, $dy=8\text{mm}$, $dz=5\text{mm}$

Reference Value = 5.400 V/m; Power Drift = -0.01 dB

Peak SAR (extrapolated) = 0.311 W/kg

SAR(1 g) = 0.235 W/kg; SAR(10 g) = 0.162 W/kg

Maximum value of SAR (measured) = 0.281 W/kg



0 dB = 0.281 W/kg = -5.51 dBW/kg

Test Plot 48#: LTE Band 4_Head Right Cheek_Middle_50%RB

DUT: Multi-mode Advanced; Type: PDC760 UxB1; Serial: 17031300820

Communication System: Generic FDD-LTE; Frequency: 1732.5 MHz; Duty Cycle: 1:1
 Medium parameters used: $f = 1732.5$ MHz; $\sigma = 1.345$ S/m; $\epsilon_r = 41.117$; $\rho = 1000$ kg/m³ ;
 Phantom section: Right Section

DASY5 Configuration:

- Probe: EX3DV4 - SN7441; ConvF(8.92, 8.92, 8.92); Calibrated: 2016/11/15;
- Sensor-Surface: 1.4mm (Mechanical Surface Detection)
- Electronics: DAE3 Sn379; Calibrated: 2016/10/4
- Phantom: SAM 1; Type: QD000P40CC; Serial: TP:1412
- Measurement SW: DASY52, Version 52.8 (8);

Area Scan (71x111x1): Interpolated grid: dx=1.500 mm, dy=1.500 mm

Maximum value of SAR (interpolated) = 0.288 W/kg


Zoom Scan (5x5x7)/Cube 0: Measurement grid: dx=8mm, dy=8mm, dz=5mm

Reference Value = 5.381 V/m; Power Drift = 0.10 dB

Peak SAR (extrapolated) = 0.309 W/kg

SAR(1 g) = 0.229 W/kg; SAR(10 g) = 0.159 W/kg

Maximum value of SAR (measured) = 0.279 W/kg



0 dB = 0.279 W/kg = -5.54 dBW/kg

Test Plot 49#: LTE Band 4_Head Right Tilt_Middle_1RB**DUT: Multi-mode Advanced; Type: PDC760 UxB1; Serial: 17031300820**

Communication System: Generic FDD-LTE; Frequency: 1732.5 MHz; Duty Cycle: 1:1
Medium parameters used: $f = 1732.5$ MHz; $\sigma = 1.345$ S/m; $\epsilon_r = 41.117$; $\rho = 1000$ kg/m³ ;
Phantom section: Right Section

DASY5 Configuration:

- Probe: EX3DV4 - SN7441; ConvF(8.92, 8.92, 8.92); Calibrated: 2016/11/15;
- Sensor-Surface: 1.4mm (Mechanical Surface Detection)
- Electronics: DAE3 Sn379; Calibrated: 2016/10/4
- Phantom: SAM 1; Type: QD000P40CC; Serial: TP:1412
- Measurement SW: DASY52, Version 52.8 (8);

Area Scan (71x111x1): Interpolated grid: dx=1.500 mm, dy=1.500 mm

Maximum value of SAR (interpolated) = 0.0909 W/kg


Zoom Scan (5x5x7)/Cube 0: Measurement grid: dx=8mm, dy=8mm, dz=5mm

Reference Value = 7.011 V/m; Power Drift = -0.08 dB

Peak SAR (extrapolated) = 0.0930 W/kg

SAR(1 g) = 0.067 W/kg; SAR(10 g) = 0.048 W/kg

Maximum value of SAR (measured) = 0.0827 W/kg



0 dB = 0.0827 W/kg = -10.82 dBW/kg

Test Plot 50#: LTE Band 4_Head Right Tilt_Middle_50%RB**DUT: Multi-mode Advanced; Type: PDC760 UxB1; Serial: 17031300820**

Communication System: Generic FDD-LTE; Frequency: 1732.5 MHz; Duty Cycle: 1:1
Medium parameters used: $f = 1732.5$ MHz; $\sigma = 1.345$ S/m; $\epsilon_r = 41.117$; $\rho = 1000$ kg/m³ ;
Phantom section: Right Section

DASY5 Configuration:

- Probe: EX3DV4 - SN7441; ConvF(8.92, 8.92, 8.92); Calibrated: 2016/11/15;
- Sensor-Surface: 1.4mm (Mechanical Surface Detection)
- Electronics: DAE3 Sn379; Calibrated: 2016/10/4
- Phantom: SAM 1; Type: QD000P40CC; Serial: TP:1412
- Measurement SW: DASY52, Version 52.8 (8);

Area Scan (71x111x1): Interpolated grid: dx=1.500 mm, dy=1.500 mm

Maximum value of SAR (interpolated) = 0.0948 W/kg


Zoom Scan (5x5x7)/Cube 0: Measurement grid: dx=8mm, dy=8mm, dz=5mm

Reference Value = 7.064 V/m; Power Drift = -0.03 dB

Peak SAR (extrapolated) = 0.0920 W/kg

SAR(1 g) = 0.066 W/kg; SAR(10 g) = 0.047 W/kg

Maximum value of SAR (measured) = 0.0811 W/kg



0 dB = 0.0811 W/kg = -10.91 dBW/kg

Test Plot 51#: LTE Band 4_Face Up_Middle_1RB

DUT: Multi-mode Advanced; Type: PDC760 UxB1; Serial: 17031300820

Communication System: Generic FDD-LTE; Frequency: 1732.5 MHz; Duty Cycle: 1:1
 Medium parameters used: $f = 1732.5 \text{ MHz}$; $\sigma = 1.365 \text{ S/m}$; $\epsilon_r = 40.008$; $\rho = 1000 \text{ kg/m}^3$;
 Phantom section: Left Section

DASY5 Configuration:

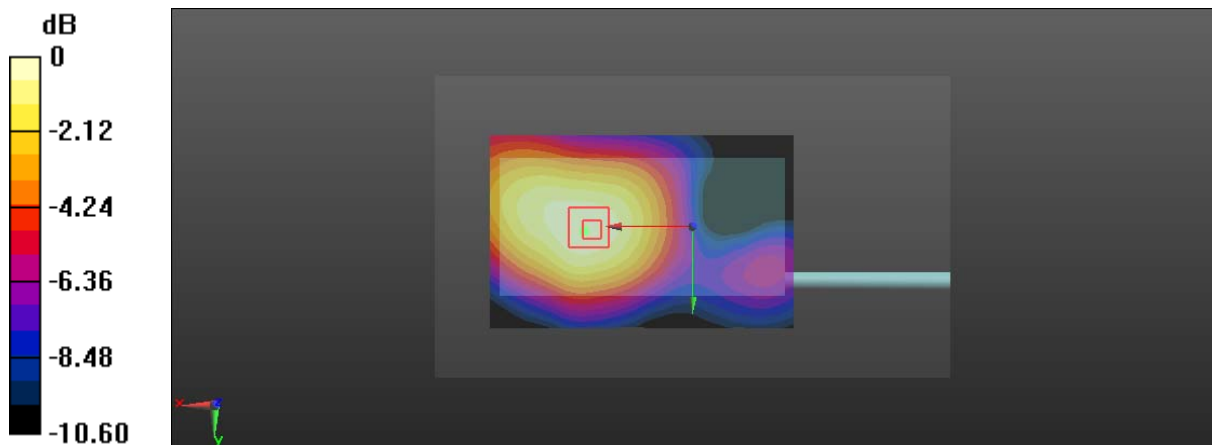
- Probe: EX3DV4 - SN7441; ConvF(8.92, 8.92, 8.92); Calibrated: 2016/11/15;
- Sensor-Surface: 1.4mm (Mechanical Surface Detection)
- Electronics: DAE3 Sn379; Calibrated: 2016/10/4
- Phantom: Triple Flat Phantom 5.1C; Type: QD 000 P51 CA; Serial: 1130
- Measurement SW: DASY52, Version 52.8 (8);

Area Scan (111x71x1): Interpolated grid: $dx=1.500 \text{ mm}$, $dy=1.500 \text{ mm}$
 Maximum value of SAR (interpolated) = 0.239 W/kg

Zoom Scan (5x5x7)/Cube 0: Measurement grid: $dx=8\text{mm}$, $dy=8\text{mm}$, $dz=5\text{mm}$
 Reference Value = 5.577 V/m; Power Drift = -0.05 dB
 Peak SAR (extrapolated) = 0.267 W/kg

SAR(1 g) = 0.191 W/kg; SAR(10 g) = 0.133 W/kg

Maximum value of SAR (measured) = 0.240 W/kg



0 dB = 0.240 W/kg = -6.20 dBW/kg

Test Plot 52#: LTE Band 4_ Face Up _Middle_50%RB**DUT: Multi-mode Advanced; Type: PDC760 UxB1; Serial: 17031300820**

Communication System: Generic FDD-LTE; Frequency: 1732.5 MHz; Duty Cycle: 1:1
Medium parameters used: $f = 1732.5$ MHz; $\sigma = 1.365$ S/m; $\epsilon_r = 40.008$; $\rho = 1000$ kg/m³ ;
Phantom section: Left Section

DASY5 Configuration:

- Probe: EX3DV4 - SN7441; ConvF(8.92, 8.92, 8.92); Calibrated: 2016/11/15;
- Sensor-Surface: 1.4mm (Mechanical Surface Detection)
- Electronics: DAE3 Sn379; Calibrated: 2016/10/4
- Phantom: Triple Flat Phantom 5.1C; Type: QD 000 P51 CA; Serial: 1130
- Measurement SW: DASY52, Version 52.8 (8);

Area Scan (111x71x1): Interpolated grid: dx=1.500 mm, dy=1.500 mm

Maximum value of SAR (interpolated) = 0.193 W/kg

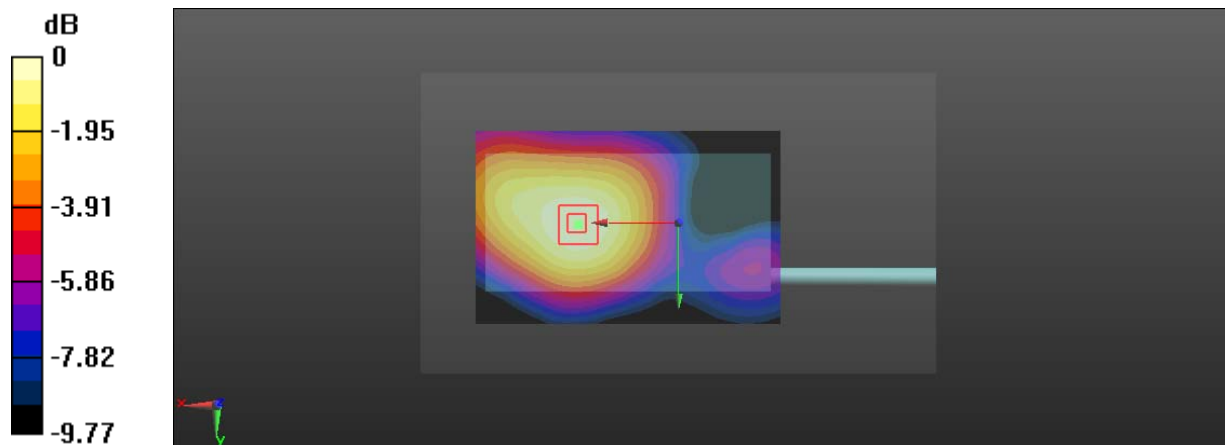
Zoom Scan (5x5x7)/Cube 0: Measurement grid: dx=8mm, dy=8mm, dz=5mm

Reference Value = 4.964 V/m; Power Drift = 0.11 dB

Peak SAR (extrapolated) = 0.215 W/kg

SAR(1 g) = 0.154 W/kg; SAR(10 g) = 0.108 W/kg

Maximum value of SAR (measured) = 0.194 W/kg



0 dB = 0.194 W/kg = -7.12 dBW/kg

Test Plot 53#: LTE Band 4_Body Front_Middle_1RB

DUT: Multi-mode Advanced; Type: PDC760 UxB1; Serial: 17031300820

Communication System: Generic FDD-LTE; Frequency: 1732.5 MHz; Duty Cycle: 1:1
 Medium parameters used: $f = 1732.5 \text{ MHz}$; $\sigma = 1.524 \text{ S/m}$; $\epsilon_r = 52.941$; $\rho = 1000 \text{ kg/m}^3$;
 Phantom section: Left Section

DASY5 Configuration:

- Probe: EX3DV4 - SN7441; ConvF(8.25, 8.25, 8.25); Calibrated: 2016/11/15;
- Sensor-Surface: 1.4mm (Mechanical Surface Detection)
- Electronics: DAE3 Sn379; Calibrated: 2016/10/4
- Phantom: Triple Flat Phantom 5.1C; Type: QD 000 P51 CA; Serial: 1130
- Measurement SW: DASY52, Version 52.8 (8);

Area Scan (131x81x1): Interpolated grid: $dx=1.200 \text{ mm}$, $dy=1.200 \text{ mm}$

Maximum value of SAR (interpolated) = 0.810 W/kg


Zoom Scan (5x5x7)/Cube 0: Measurement grid: $dx=8\text{mm}$, $dy=8\text{mm}$, $dz=5\text{mm}$

Reference Value = 6.345 V/m; Power Drift = -0.13 dB

Peak SAR (extrapolated) = 0.917 W/kg

SAR(1 g) = 0.579 W/kg; SAR(10 g) = 0.367 W/kg

Maximum value of SAR (measured) = 0.785 W/kg



0 dB = 0.785 W/kg = -1.05 dBW/kg

Test Plot 54#: LTE Band 4_Body Front_Middle_50%RB

DUT: Multi-mode Advanced; Type: PDC760 UxB1; Serial: 17031300820

Communication System: Generic FDD-LTE; Frequency: 1732.5 MHz; Duty Cycle: 1:1
 Medium parameters used: $f = 1732.5$ MHz; $\sigma = 1.524$ S/m; $\epsilon_r = 52.941$; $\rho = 1000$ kg/m³ ;
 Phantom section: Left Section

DASY5 Configuration:

- Probe: EX3DV4 - SN7441; ConvF(8.25, 8.25, 8.25); Calibrated: 2016/11/15;
- Sensor-Surface: 1.4mm (Mechanical Surface Detection)
- Electronics: DAE3 Sn379; Calibrated: 2016/10/4
- Phantom: Triple Flat Phantom 5.1C; Type: QD 000 P51 CA; Serial: 1130
- Measurement SW: DASY52, Version 52.8 (8);

Area Scan (131x81x1): Interpolated grid: dx=1.200 mm, dy=1.200 mm

Maximum value of SAR (interpolated) = 0.685 W/kg


Zoom Scan (5x5x7)/Cube 0: Measurement grid: dx=8mm, dy=8mm, dz=5mm

Reference Value = 5.615 V/m; Power Drift = -0.14 dB

Peak SAR (extrapolated) = 0.763 W/kg

SAR(1 g) = 0.492 W/kg; SAR(10 g) = 0.310 W/kg

Maximum value of SAR (measured) = 0.668 W/kg



0 dB = 0.668 W/kg = -1.75 dBW/kg

Test Plot 55#: LTE Band 4_Body Back_Middle_1RB

DUT: Multi-mode Advanced; Type: PDC760 UxB1; Serial: 17031300820

Communication System: Generic FDD-LTE; Frequency: 1732.5 MHz; Duty Cycle: 1:1
 Medium parameters used: $f = 1732.5$ MHz; $\sigma = 1.524$ S/m; $\epsilon_r = 52.941$; $\rho = 1000$ kg/m³ ;
 Phantom section: Left Section

DASY5 Configuration:

- Probe: EX3DV4 - SN7441; ConvF(8.25, 8.25, 8.25); Calibrated: 2016/11/15;
- Sensor-Surface: 1.4mm (Mechanical Surface Detection)
- Electronics: DAE3 Sn379; Calibrated: 2016/10/4
- Phantom: Triple Flat Phantom 5.1C; Type: QD 000 P51 CA; Serial: 1130
- Measurement SW: DASY52, Version 52.8 (8);

Area Scan (111x71x1): Interpolated grid: dx=1.500 mm, dy=1.500 mm

Maximum value of SAR (interpolated) = 0.285 W/kg

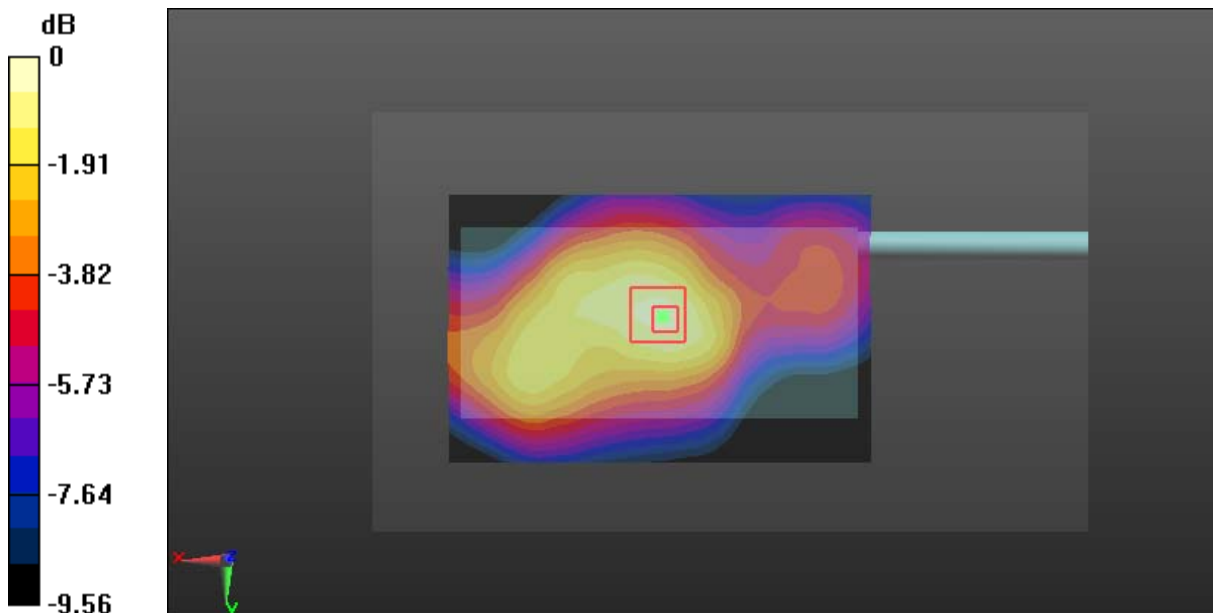
Zoom Scan (5x5x7)/Cube 0: Measurement grid: dx=8mm, dy=8mm, dz=5mm

Reference Value = 8.589 V/m; Power Drift = -0.01 dB

Peak SAR (extrapolated) = 0.314 W/kg

SAR(1 g) = 0.213 W/kg; SAR(10 g) = 0.151 W/kg

Maximum value of SAR (measured) = 0.286 W/kg



0 dB = 0.286 W/kg = -5.44 dBW/kg

Test Plot 56#: LTE Band 4_Body Back_Middle_50%RB**DUT: Multi-mode Advanced; Type: PDC760 UxB1; Serial: 17031300820**

Communication System: Generic FDD-LTE; Frequency: 1732.5 MHz; Duty Cycle: 1:1
 Medium parameters used: $f = 1732.5$ MHz; $\sigma = 1.524$ S/m; $\epsilon_r = 52.941$; $\rho = 1000$ kg/m³;
 Phantom section: Left Section

DASY5 Configuration:

- Probe: EX3DV4 - SN7441; ConvF(8.25, 8.25, 8.25); Calibrated: 2016/11/15;
- Sensor-Surface: 1.4mm (Mechanical Surface Detection)
- Electronics: DAE3 Sn379; Calibrated: 2016/10/4
- Phantom: Triple Flat Phantom 5.1C; Type: QD 000 P51 CA; Serial: 1130
- Measurement SW: DASY52, Version 52.8 (8);

Area Scan (111x71x1): Interpolated grid: dx=1.500 mm, dy=1.500 mm

Maximum value of SAR (interpolated) = 0.206 W/kg

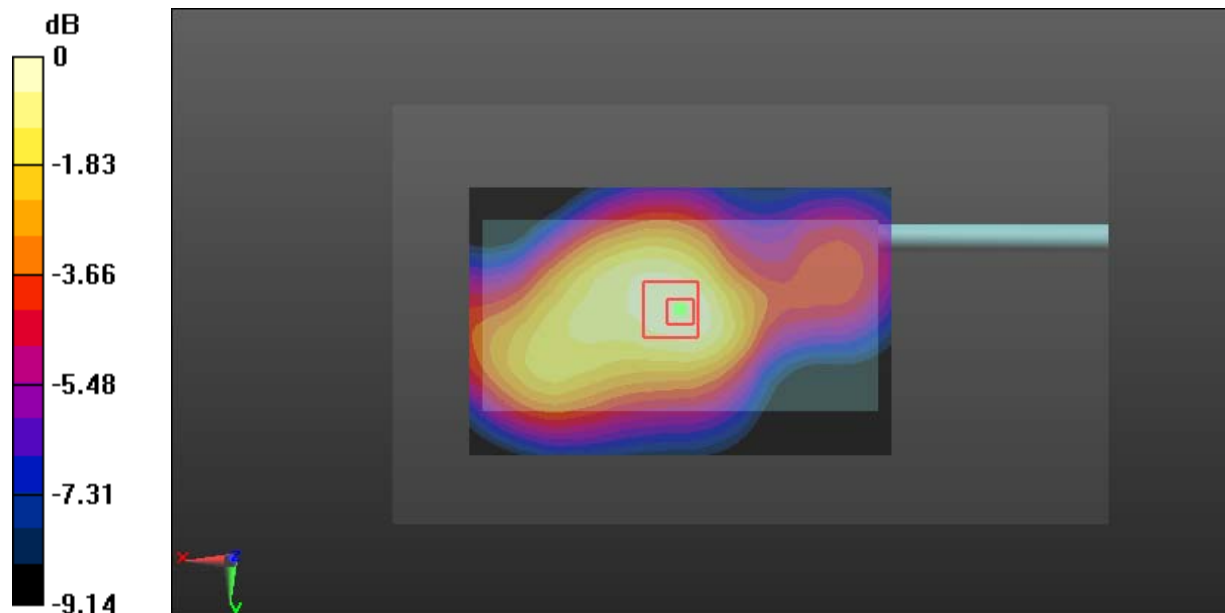
Zoom Scan (5x5x7)/Cube 0: Measurement grid: dx=8mm, dy=8mm, dz=5mm

Reference Value = 7.708 V/m; Power Drift = -0.11 dB

Peak SAR (extrapolated) = 0.248 W/kg

SAR(1 g) = 0.164 W/kg; SAR(10 g) = 0.114 W/kg

Maximum value of SAR (measured) = 0.201 W/kg



0 dB = 0.201 W/kg = -6.97 dBW/kg

Test Plot 57#: LTE Band 4_Body Left_Middle_1RB

DUT: Multi-mode Advanced; Type: PDC760 UxB1; Serial: 17031300820

Communication System: Generic FDD-LTE; Frequency: 1732.5 MHz; Duty Cycle: 1:1
 Medium parameters used: $f = 1732.5$ MHz; $\sigma = 1.524$ S/m; $\epsilon_r = 52.941$; $\rho = 1000$ kg/m³ ;
 Phantom section: Left Section

DASY5 Configuration:

- Probe: EX3DV4 - SN7441; ConvF(8.25, 8.25, 8.25); Calibrated: 2016/11/15;
- Sensor-Surface: 1.4mm (Mechanical Surface Detection)
- Electronics: DAE3 Sn379; Calibrated: 2016/10/4
- Phantom: Triple Flat Phantom 5.1C; Type: QD 000 P51 CA; Serial: 1130
- Measurement SW: DASY52, Version 52.8 (8);

Area Scan (111x61x1): Interpolated grid: dx=1.500 mm, dy=1.500 mm

Maximum value of SAR (interpolated) = 0.646 W/kg


Zoom Scan (5x5x7)/Cube 0: Measurement grid: dx=8mm, dy=8mm, dz=5mm

Reference Value = 13.12 V/m; Power Drift = -0.11 dB

Peak SAR (extrapolated) = 0.704 W/kg

SAR(1 g) = 0.461 W/kg; SAR(10 g) = 0.299 W/kg

Maximum value of SAR (measured) = 0.616 W/kg



0 dB = 0.616 W/kg = -2.10 dBW/kg

Test Plot 58#: LTE Band 4_Body Left_Middle_50%RB

DUT: Multi-mode Advanced; Type: PDC760 UxB1; Serial: 17031300820

Communication System: Generic FDD-LTE; Frequency: 1732.5 MHz; Duty Cycle: 1:1
 Medium parameters used: $f = 1732.5$ MHz; $\sigma = 1.524$ S/m; $\epsilon_r = 52.941$; $\rho = 1000$ kg/m³ ;
 Phantom section: Left Section

DASY5 Configuration:

- Probe: EX3DV4 - SN7441; ConvF(8.25, 8.25, 8.25); Calibrated: 2016/11/15;
- Sensor-Surface: 1.4mm (Mechanical Surface Detection)
- Electronics: DAE3 Sn379; Calibrated: 2016/10/4
- Phantom: Triple Flat Phantom 5.1C; Type: QD 000 P51 CA; Serial: 1130
- Measurement SW: DASY52, Version 52.8 (8);

Area Scan (111x61x1): Interpolated grid: dx=1.500 mm, dy=1.500 mm

Maximum value of SAR (interpolated) = 0.447 W/kg


Zoom Scan (5x5x7)/Cube 0: Measurement grid: dx=8mm, dy=8mm, dz=5mm

Reference Value = 10.97 V/m; Power Drift = -0.08 dB

Peak SAR (extrapolated) = 0.494 W/kg

SAR(1 g) = 0.323 W/kg; SAR(10 g) = 0.209 W/kg

Maximum value of SAR (measured) = 0.431 W/kg



0 dB = 0.431 W/kg = -3.66 dBW/kg

Test Plot 59#: LTE Band 4_Body Right_Middle_1RB

DUT: Multi-mode Advanced; Type: PDC760 UxB1; Serial: 17031300820

Communication System: Generic FDD-LTE; Frequency: 1732.5 MHz; Duty Cycle: 1:1
 Medium parameters used: $f = 1732.5$ MHz; $\sigma = 1.524$ S/m; $\epsilon_r = 52.941$; $\rho = 1000$ kg/m³ ;
 Phantom section: Left Section

DASY5 Configuration:

- Probe: EX3DV4 - SN7441; ConvF(8.25, 8.25, 8.25); Calibrated: 2016/11/15;
- Sensor-Surface: 1.4mm (Mechanical Surface Detection)
- Electronics: DAE3 Sn379; Calibrated: 2016/10/4
- Phantom: Triple Flat Phantom 5.1C; Type: QD 000 P51 CA; Serial: 1130
- Measurement SW: DASY52, Version 52.8 (8);

Area Scan (111x61x1): Interpolated grid: dx=1.500 mm, dy=1.500 mm

Maximum value of SAR (interpolated) = 0.299 W/kg


Zoom Scan (5x5x7)/Cube 0: Measurement grid: dx=8mm, dy=8mm, dz=5mm

Reference Value = 8.849 V/m; Power Drift = 0.03 dB

Peak SAR (extrapolated) = 0.335 W/kg

SAR(1 g) = 0.217 W/kg; SAR(10 g) = 0.139 W/kg

Maximum value of SAR (measured) = 0.295 W/kg



0 dB = 0.295 W/kg = -5.30 dBW/kg

Test Plot 60#: LTE Band 4_Body Right_Middle_50%RB

DUT: Multi-mode Advanced; Type: PDC760 UxB1; Serial: 17031300820

Communication System: Generic FDD-LTE; Frequency: 1732.5 MHz; Duty Cycle: 1:1
 Medium parameters used: $f = 1732.5 \text{ MHz}$; $\sigma = 1.524 \text{ S/m}$; $\epsilon_r = 52.941$; $\rho = 1000 \text{ kg/m}^3$;
 Phantom section: Left Section

DASY5 Configuration:

- Probe: EX3DV4 - SN7441; ConvF(8.25, 8.25, 8.25); Calibrated: 2016/11/15;
- Sensor-Surface: 1.4mm (Mechanical Surface Detection)
- Electronics: DAE3 Sn379; Calibrated: 2016/10/4
- Phantom: Triple Flat Phantom 5.1C; Type: QD 000 P51 CA; Serial: 1130
- Measurement SW: DASY52, Version 52.8 (8);

Area Scan (111x61x1): Interpolated grid: $dx=1.500 \text{ mm}$, $dy=1.500 \text{ mm}$

Maximum value of SAR (interpolated) = 0.240 W/kg


Zoom Scan (5x5x7)/Cube 0: Measurement grid: $dx=8\text{mm}$, $dy=8\text{mm}$, $dz=5\text{mm}$

Reference Value = 8.101 V/m; Power Drift = -0.17 dB

Peak SAR (extrapolated) = 0.265 W/kg

SAR(1 g) = 0.174 W/kg; SAR(10 g) = 0.112 W/kg

Maximum value of SAR (measured) = 0.233 W/kg



0 dB = 0.233 W/kg = -6.33 dBW/kg

Test Plot 61#: LTE Band 4_Body Bottom_Low_1RB

DUT: Multi-mode Advanced; Type: PDC760 UxB1; Serial: 17031300820

Communication System: Generic FDD-LTE; Frequency: 1720 MHz; Duty Cycle: 1:1
 Medium parameters used: $f = 1720 \text{ MHz}$; $\sigma = 1.508 \text{ S/m}$; $\epsilon_r = 52.758$; $\rho = 1000 \text{ kg/m}^3$;
 Phantom section: Left Section

DASY5 Configuration:

- Probe: EX3DV4 - SN7441; ConvF(8.25, 8.25, 8.25); Calibrated: 2016/11/15;
- Sensor-Surface: 1.4mm (Mechanical Surface Detection)
- Electronics: DAE3 Sn379; Calibrated: 2016/10/4
- Phantom: Triple Flat Phantom 5.1C; Type: QD 000 P51 CA; Serial: 1130
- Measurement SW: DASY52, Version 52.8 (8);

Area Scan (91x61x1): Interpolated grid: $dx=1.200 \text{ mm}$, $dy=1.200 \text{ mm}$

Maximum value of SAR (interpolated) = 1.26 W/kg


Zoom Scan (5x5x7)/Cube 0: Measurement grid: $dx=8\text{mm}$, $dy=8\text{mm}$, $dz=5\text{mm}$

Reference Value = 24.40 V/m; Power Drift = -0.03 dB

Peak SAR (extrapolated) = 1.39 W/kg

SAR(1 g) = 0.842 W/kg; SAR(10 g) = 0.490 W/kg

Maximum value of SAR (measured) = 1.20 W/kg



0 dB = 1.20 W/kg = 0.79 dBW/kg

Test Plot 62#: LTE Band 4_Body Bottom_Middle_1RB

DUT: Multi-mode Advanced; Type: PDC760 UxB1; Serial: 17031300820

Communication System: Generic FDD-LTE; Frequency: 1732.5 MHz; Duty Cycle: 1:1
 Medium parameters used: $f = 1732.5 \text{ MHz}$; $\sigma = 1.524 \text{ S/m}$; $\epsilon_r = 52.941$; $\rho = 1000 \text{ kg/m}^3$;
 Phantom section: Left Section

DASY5 Configuration:

- Probe: EX3DV4 - SN7441; ConvF(8.25, 8.25, 8.25); Calibrated: 2016/11/15;
- Sensor-Surface: 1.4mm (Mechanical Surface Detection)
- Electronics: DAE3 Sn379; Calibrated: 2016/10/4
- Phantom: Triple Flat Phantom 5.1C; Type: QD 000 P51 CA; Serial: 1130
- Measurement SW: DASY52, Version 52.8 (8);

Area Scan (91x61x1): Interpolated grid: $dx=1.200 \text{ mm}$, $dy=1.200 \text{ mm}$

Maximum value of SAR (interpolated) = 1.29 W/kg


Zoom Scan (5x5x7)/Cube 0: Measurement grid: $dx=8\text{mm}$, $dy=8\text{mm}$, $dz=5\text{mm}$

Reference Value = 24.86 V/m; Power Drift = -0.19 dB

Peak SAR (extrapolated) = 1.45 W/kg

SAR(1 g) = 0.863 W/kg; SAR(10 g) = 0.497 W/kg

Maximum value of SAR (measured) = 1.23 W/kg



0 dB = 1.23 W/kg = 0.90 dBW/kg

Test Plot 63#: LTE Band 4_Body Bottom_High_1RB**DUT: Multi-mode Advanced; Type: PDC760 UxB1; Serial: 17031300820**

Communication System: Generic FDD-LTE; Frequency: 1745 MHz; Duty Cycle: 1:1
Medium parameters used: $f = 1745$ MHz; $\sigma = 1.546$ S/m; $\epsilon_r = 52.846$; $\rho = 1000$ kg/m³ ;
Phantom section: Left Section

DASY5 Configuration:

- Probe: EX3DV4 - SN7441; ConvF(8.25, 8.25, 8.25); Calibrated: 2016/11/15;
- Sensor-Surface: 1.4mm (Mechanical Surface Detection)
- Electronics: DAE3 Sn379; Calibrated: 2016/10/4
- Phantom: Triple Flat Phantom 5.1C; Type: QD 000 P51 CA; Serial: 1130
- Measurement SW: DASY52, Version 52.8 (8);

Area Scan (91x61x1): Interpolated grid: dx=1.200 mm, dy=1.200 mm

Maximum value of SAR (interpolated) = 1.10 W/kg


Zoom Scan (5x5x7)/Cube 0: Measurement grid: dx=8mm, dy=8mm, dz=5mm

Reference Value = 22.76 V/m; Power Drift = -0.04 dB

Peak SAR (extrapolated) = 1.26 W/kg

SAR(1 g) = 0.753 W/kg; SAR(10 g) = 0.436 W/kg

Maximum value of SAR (measured) = 1.08 W/kg



Test Plot 64#: LTE Band 4_Body Bottom_Middle_50%RB

DUT: Multi-mode Advanced; Type: PDC760 UxB1; Serial: 17031300820

Communication System: Generic FDD-LTE; Frequency: 1732.5 MHz; Duty Cycle: 1:1
 Medium parameters used: $f = 1732.5 \text{ MHz}$; $\sigma = 1.524 \text{ S/m}$; $\epsilon_r = 52.941$; $\rho = 1000 \text{ kg/m}^3$;
 Phantom section: Left Section

DASY5 Configuration:

- Probe: EX3DV4 - SN7441; ConvF(8.25, 8.25, 8.25); Calibrated: 2016/11/15;
- Sensor-Surface: 1.4mm (Mechanical Surface Detection)
- Electronics: DAE3 Sn379; Calibrated: 2016/10/4
- Phantom: Triple Flat Phantom 5.1C; Type: QD 000 P51 CA; Serial: 1130
- Measurement SW: DASY52, Version 52.8 (8);

Area Scan (91x61x1): Interpolated grid: $dx=1.200 \text{ mm}$, $dy=1.200 \text{ mm}$

Maximum value of SAR (interpolated) = 1.00 W/kg


Zoom Scan (5x5x7)/Cube 0: Measurement grid: $dx=8\text{mm}$, $dy=8\text{mm}$, $dz=5\text{mm}$

Reference Value = 21.88 V/m; Power Drift = -0.04 dB

Peak SAR (extrapolated) = 1.11 W/kg

SAR(1 g) = 0.667 W/kg; SAR(10 g) = 0.389 W/kg

Maximum value of SAR (measured) = 0.949 W/kg



0 dB = 0.949 W/kg = -0.23 dBW/kg

Test Plot 65#: LTE Band 5_Head Left Cheek_Middle_1RB**DUT: Multi-mode Advanced; Type: PDC760 UxB1; Serial: 17031300820**

Communication System: Generic FDD-LTE; Frequency: 836.5 MHz; Duty Cycle: 1:1
Medium parameters used: $f = 836.5$ MHz; $\sigma = 0.894$ S/m; $\epsilon_r = 40.975$; $\rho = 1000$ kg/m³ ;
Phantom section: Left Section

DASY5 Configuration:

- Probe: EX3DV4 - SN7441; ConvF(10.22, 10.22, 10.22); Calibrated: 2016/11/15;
- Sensor-Surface: 1.4mm (Mechanical Surface Detection)
- Electronics: DAE3 Sn379; Calibrated: 2016/10/4
- Phantom: SAM 1; Type: QD000P40CC; Serial: TP:1412
- Measurement SW: DASY52, Version 52.8 (8);

Area Scan (71x111x1): Interpolated grid: dx=1.500 mm, dy=1.500 mm

Maximum value of SAR (interpolated) = 0.436 W/kg


Zoom Scan (5x5x7)/Cube 0: Measurement grid: dx=8mm, dy=8mm, dz=5mm

Reference Value = 10.17 V/m; Power Drift = -0.13 dB

Peak SAR (extrapolated) = 0.492 W/kg

SAR(1 g) = 0.362 W/kg; SAR(10 g) = 0.268 W/kg

Maximum value of SAR (measured) = 0.441 W/kg



0 dB = 0.441 W/kg = -3.56 dBW/kg

Test Plot 66#: LTE Band 5_Head Left Cheek_Middle_50%RB**DUT: Multi-mode Advanced; Type: PDC760 UxB1; Serial: 17031300820**

Communication System: Generic FDD-LTE; Frequency: 836.5 MHz; Duty Cycle: 1:1
Medium parameters used: $f = 836.5$ MHz; $\sigma = 0.894$ S/m; $\epsilon_r = 40.975$; $\rho = 1000$ kg/m³ ;
Phantom section: Left Section

DASY5 Configuration:

- Probe: EX3DV4 - SN7441; ConvF(10.22, 10.22, 10.22); Calibrated: 2016/11/15;
- Sensor-Surface: 1.4mm (Mechanical Surface Detection)
- Electronics: DAE3 Sn379; Calibrated: 2016/10/4
- Phantom: SAM 1; Type: QD000P40CC; Serial: TP:1412
- Measurement SW: DASY52, Version 52.8 (8);

Area Scan (71x111x1): Interpolated grid: dx=1.500 mm, dy=1.500 mm

Maximum value of SAR (interpolated) = 0.333 W/kg


Zoom Scan (5x5x7)/Cube 0: Measurement grid: dx=8mm, dy=8mm, dz=5mm

Reference Value = 8.966 V/m; Power Drift = 0.06 dB

Peak SAR (extrapolated) = 0.369 W/kg

SAR(1 g) = 0.274 W/kg; SAR(10 g) = 0.205 W/kg

Maximum value of SAR (measured) = 0.334 W/kg



0 dB = 0.334 W/kg = -4.76 dBW/kg

Test Plot 67#: LTE Band 5_Head Left Tilt_Middle_1RB

DUT: Multi-mode Advanced; Type: PDC760 UxB1; Serial: 17031300820

Communication System: Generic FDD-LTE; Frequency: 836.5 MHz; Duty Cycle: 1:1
 Medium parameters used: $f = 836.5 \text{ MHz}$; $\sigma = 0.894 \text{ S/m}$; $\epsilon_r = 40.975$; $\rho = 1000 \text{ kg/m}^3$;
 Phantom section: Left Section

DASY5 Configuration:

- Probe: EX3DV4 - SN7441; ConvF(10.22, 10.22, 10.22); Calibrated: 2016/11/15;
- Sensor-Surface: 1.4mm (Mechanical Surface Detection)
- Electronics: DAE3 Sn379; Calibrated: 2016/10/4
- Phantom: SAM 1; Type: QD000P40CC; Serial: TP:1412
- Measurement SW: DASY52, Version 52.8 (8);

Area Scan (71x111x1): Interpolated grid: $dx=1.500 \text{ mm}$, $dy=1.500 \text{ mm}$

Maximum value of SAR (interpolated) = 0.233 W/kg


Zoom Scan (5x5x7)/Cube 0: Measurement grid: $dx=8\text{mm}$, $dy=8\text{mm}$, $dz=5\text{mm}$

Reference Value = 14.41 V/m; Power Drift = 0.09 dB

Peak SAR (extrapolated) = 0.265 W/kg

SAR(1 g) = 0.211 W/kg; SAR(10 g) = 0.161 W/kg

Maximum value of SAR (measured) = 0.247 W/kg



0 dB = 0.247 W/kg = -6.07 dBW/kg

Test Plot 68#: LTE Band 5_Head Left Tilt_Middle_50%RB

DUT: Multi-mode Advanced; Type: PDC760 UxB1; Serial: 17031300820

Communication System: Generic FDD-LTE; Frequency: 836.5 MHz; Duty Cycle: 1:1
 Medium parameters used: $f = 836.5 \text{ MHz}$; $\sigma = 0.894 \text{ S/m}$; $\epsilon_r = 40.975$; $\rho = 1000 \text{ kg/m}^3$;
 Phantom section: Left Section

DASY5 Configuration:

- Probe: EX3DV4 - SN7441; ConvF(10.22, 10.22, 10.22); Calibrated: 2016/11/15;
- Sensor-Surface: 1.4mm (Mechanical Surface Detection)
- Electronics: DAE3 Sn379; Calibrated: 2016/10/4
- Phantom: SAM 1; Type: QD000P40CC; Serial: TP:1412
- Measurement SW: DASY52, Version 52.8 (8);

Area Scan (71x111x1): Interpolated grid: $dx=1.500 \text{ mm}$, $dy=1.500 \text{ mm}$

Maximum value of SAR (interpolated) = 0.194 W/kg


Zoom Scan (5x5x7)/Cube 0: Measurement grid: $dx=8\text{mm}$, $dy=8\text{mm}$, $dz=5\text{mm}$

Reference Value = 12.58 V/m; Power Drift = 0.06 dB

Peak SAR (extrapolated) = 0.203 W/kg

SAR(1 g) = 0.163 W/kg; SAR(10 g) = 0.125 W/kg

Maximum value of SAR (measured) = 0.191 W/kg



0 dB = 0.191 W/kg = -7.19 dBW/kg

Test Plot 69#: LTE Band 5_Head Right Cheek_Middle_1RB

DUT: Multi-mode Advanced; Type: PDC760 UxB1; Serial: 17031300820

Communication System: Generic FDD-LTE; Frequency: 836.5 MHz; Duty Cycle: 1:1
 Medium parameters used: $f = 836.5 \text{ MHz}$; $\sigma = 0.894 \text{ S/m}$; $\epsilon_r = 40.975$; $\rho = 1000 \text{ kg/m}^3$;
 Phantom section: Right Section

DASY5 Configuration:

- Probe: EX3DV4 - SN7441; ConvF(10.22, 10.22, 10.22); Calibrated: 2016/11/15;
- Sensor-Surface: 1.4mm (Mechanical Surface Detection)
- Electronics: DAE3 Sn379; Calibrated: 2016/10/4
- Phantom: SAM 1; Type: QD000P40CC; Serial: TP:1412
- Measurement SW: DASY52, Version 52.8 (8);

Area Scan (71x111x1): Interpolated grid: $dx=1.500 \text{ mm}$, $dy=1.500 \text{ mm}$

Maximum value of SAR (interpolated) = 0.438 W/kg


Zoom Scan (5x5x7)/Cube 0: Measurement grid: $dx=8\text{mm}$, $dy=8\text{mm}$, $dz=5\text{mm}$

Reference Value = 10.27 V/m; Power Drift = -0.03 dB

Peak SAR (extrapolated) = 0.460 W/kg

SAR(1 g) = 0.366 W/kg; SAR(10 g) = 0.259 W/kg

Maximum value of SAR (measured) = 0.420 W/kg



0 dB = 0.420 W/kg = -3.77 dBW/kg

Test Plot 70#: LTE Band 5_Head Right Cheek_Middle_50%RB

DUT: Multi-mode Advanced; Type: PDC760 UxB1; Serial: 17031300820

Communication System: Generic FDD-LTE; Frequency: 836.5 MHz; Duty Cycle: 1:1
 Medium parameters used: $f = 836.5 \text{ MHz}$; $\sigma = 0.894 \text{ S/m}$; $\epsilon_r = 40.975$; $\rho = 1000 \text{ kg/m}^3$;
 Phantom section: Right Section

DASY5 Configuration:

- Probe: EX3DV4 - SN7441; ConvF(10.22, 10.22, 10.22); Calibrated: 2016/11/15;
- Sensor-Surface: 1.4mm (Mechanical Surface Detection)
- Electronics: DAE3 Sn379; Calibrated: 2016/10/4
- Phantom: SAM 1; Type: QD000P40CC; Serial: TP:1412
- Measurement SW: DASY52, Version 52.8 (8);

Area Scan (71x111x1): Interpolated grid: $dx=1.500 \text{ mm}$, $dy=1.500 \text{ mm}$

Maximum value of SAR (interpolated) = 0.337 W/kg


Zoom Scan (5x5x7)/Cube 0: Measurement grid: $dx=8\text{mm}$, $dy=8\text{mm}$, $dz=5\text{mm}$

Reference Value = 9.306 V/m; Power Drift = 0.13 dB

Peak SAR (extrapolated) = 0.367 W/kg

SAR(1 g) = 0.280 W/kg; SAR(10 g) = 0.199 W/kg

Maximum value of SAR (measured) = 0.335 W/kg



0 dB = 0.335 W/kg = -4.75 dBW/kg

Test Plot 71#: LTE Band 5_Head Right Tilt_Middle_1RB**DUT: Multi-mode Advanced; Type: PDC760 UxB1; Serial: 17031300820**

Communication System: Generic FDD-LTE; Frequency: 836.5 MHz; Duty Cycle: 1:1
Medium parameters used: $f = 836.5$ MHz; $\sigma = 0.894$ S/m; $\epsilon_r = 40.975$; $\rho = 1000$ kg/m³ ;
Phantom section: Right Section

DASY5 Configuration:

- Probe: EX3DV4 - SN7441; ConvF(10.22, 10.22, 10.22); Calibrated: 2016/11/15;
- Sensor-Surface: 1.4mm (Mechanical Surface Detection)
- Electronics: DAE3 Sn379; Calibrated: 2016/10/4
- Phantom: SAM 1; Type: QD000P40CC; Serial: TP:1412
- Measurement SW: DASY52, Version 52.8 (8);

Area Scan (71x111x1): Interpolated grid: dx=1.500 mm, dy=1.500 mm

Maximum value of SAR (interpolated) = 0.232 W/kg


Zoom Scan (5x5x7)/Cube 0: Measurement grid: dx=8mm, dy=8mm, dz=5mm

Reference Value = 13.31 V/m; Power Drift = -0.02 dB

Peak SAR (extrapolated) = 0.243 W/kg

SAR(1 g) = 0.193 W/kg; SAR(10 g) = 0.147 W/kg

Maximum value of SAR (measured) = 0.226 W/kg



0 dB = 0.226 W/kg = -6.46 dBW/kg

Test Plot 72#: LTE Band 5_Head Right Tilt_Middle_50%RB**DUT: Multi-mode Advanced; Type: PDC760 UxB1; Serial: 17031300820**

Communication System: Generic FDD-LTE; Frequency: 836.5 MHz; Duty Cycle: 1:1
Medium parameters used: $f = 836.5$ MHz; $\sigma = 0.894$ S/m; $\epsilon_r = 40.975$; $\rho = 1000$ kg/m³ ;
Phantom section: Right Section

DASY5 Configuration:

- Probe: EX3DV4 - SN7441; ConvF(10.22, 10.22, 10.22); Calibrated: 2016/11/15;
- Sensor-Surface: 1.4mm (Mechanical Surface Detection)
- Electronics: DAE3 Sn379; Calibrated: 2016/10/4
- Phantom: SAM 1; Type: QD000P40CC; Serial: TP:1412
- Measurement SW: DASY52, Version 52.8 (8);

Area Scan (71x111x1): Interpolated grid: dx=1.500 mm, dy=1.500 mm

Maximum value of SAR (interpolated) = 0.179 W/kg


Zoom Scan (5x5x7)/Cube 0: Measurement grid: dx=8mm, dy=8mm, dz=5mm

Reference Value = 11.78 V/m; Power Drift = 0.04 dB

Peak SAR (extrapolated) = 0.196 W/kg

SAR(1 g) = 0.156 W/kg; SAR(10 g) = 0.119 W/kg

Maximum value of SAR (measured) = 0.185 W/kg



0 dB = 0.185 W/kg = -7.33 dBW/kg

Test Plot 73#: LTE Band 5_Face Up_Middle_1RB

DUT: Multi-mode Advanced; Type: PDC760 UxB1; Serial: 17031300820

Communication System: Generic FDD-LTE; Frequency: 836.5 MHz; Duty Cycle: 1:1
 Medium parameters used: $f = 836.5 \text{ MHz}$; $\sigma = 0.926 \text{ S/m}$; $\epsilon_r = 40.987$; $\rho = 1000 \text{ kg/m}^3$;
 Phantom section: Right Section

DASY5 Configuration:

- Probe: EX3DV4 - SN7441; ConvF(10.22, 10.22, 10.22); Calibrated: 2016/11/15;
- Sensor-Surface: 1.4mm (Mechanical Surface Detection)
- Electronics: DAE3 Sn379; Calibrated: 2016/10/4
- Phantom: Triple Flat Phantom 5.1C; Type: QD 000 P51 CA; Serial: 1130
- Measurement SW: DASY52, Version 52.8 (8);

Area Scan (111x71x1): Interpolated grid: $dx=1.500 \text{ mm}$, $dy=1.500 \text{ mm}$

Maximum value of SAR (interpolated) = 0.278 W/kg


Zoom Scan (5x5x7)/Cube 0: Measurement grid: $dx=8\text{mm}$, $dy=8\text{mm}$, $dz=5\text{mm}$

Reference Value = 14.98 V/m; Power Drift = 0.20 dB

Peak SAR (extrapolated) = 0.318 W/kg

SAR(1 g) = 0.227 W/kg; SAR(10 g) = 0.169 W/kg

Maximum value of SAR (measured) = 0.288 W/kg



0 dB = 0.288 W/kg = -5.41 dBW/kg

Test Plot 74#: LTE Band 5_Face Up_Middle_50%RB**DUT: Multi-mode Advanced; Type: PDC760 UxB1; Serial: 17031300820**

Communication System: Generic FDD-LTE; Frequency: 836.5 MHz; Duty Cycle: 1:1
 Medium parameters used: $f = 836.5$ MHz; $\sigma = 0.926$ S/m; $\epsilon_r = 40.987$; $\rho = 1000$ kg/m³ ;
 Phantom section: Right Section

DASY5 Configuration:

- Probe: EX3DV4 - SN7441; ConvF(10.22, 10.22, 10.22); Calibrated: 2016/11/15;
- Sensor-Surface: 1.4mm (Mechanical Surface Detection)
- Electronics: DAE3 Sn379; Calibrated: 2016/10/4
- Phantom: Triple Flat Phantom 5.1C; Type: QD 000 P51 CA; Serial: 1130
- Measurement SW: DASY52, Version 52.8 (8);

Area Scan (111x71x1): Interpolated grid: dx=1.500 mm, dy=1.500 mm

Maximum value of SAR (interpolated) = 0.221 W/kg


Zoom Scan (5x5x7)/Cube 0: Measurement grid: dx=8mm, dy=8mm, dz=5mm

Reference Value = 13.45 V/m; Power Drift = 0.02 dB

Peak SAR (extrapolated) = 0.248 W/kg

SAR(1 g) = 0.181 W/kg; SAR(10 g) = 0.136 W/kg

Maximum value of SAR (measured) = 0.226 W/kg



0 dB = 0.226 W/kg = -6.46 dBW/kg

Test Plot 75#: LTE Band 5_Body Front_Middle_1RB**DUT: Multi-mode Advanced; Type: PDC760 UxB1; Serial: 17031300820**

Communication System: Generic FDD-LTE; Frequency: 836.5 MHz; Duty Cycle: 1:1
Medium parameters used: $f = 836.5$ MHz; $\sigma = 0.982$ S/m; $\epsilon_r = 55.081$; $\rho = 1000$ kg/m³ ;
Phantom section: Right Section

DASY5 Configuration:

- Probe: EX3DV4 - SN7441; ConvF(9.85, 9.85, 9.85); Calibrated: 2016/11/15;
- Sensor-Surface: 1.4mm (Mechanical Surface Detection)
- Electronics: DAE3 Sn379; Calibrated: 2016/10/4
- Phantom: Triple Flat Phantom 5.1C; Type: QD 000 P51 CA; Serial: 1130
- Measurement SW: DASY52, Version 52.8 (8);

Area Scan (111x71x1): Interpolated grid: dx=1.500 mm, dy=1.500 mm

Maximum value of SAR (interpolated) = 0.331 W/kg

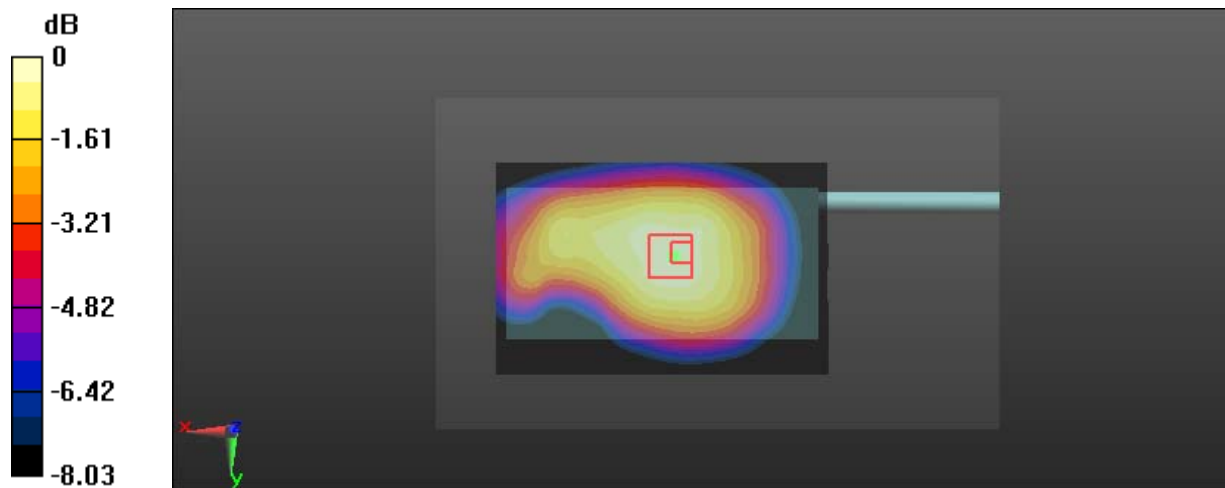
Zoom Scan (5x5x7)/Cube 0: Measurement grid: dx=8mm, dy=8mm, dz=5mm

Reference Value = 15.25 V/m; Power Drift = 0.14 dB

Peak SAR (extrapolated) = 0.367 W/kg

SAR(1 g) = 0.265 W/kg; SAR(10 g) = 0.202 W/kg

Maximum value of SAR (measured) = 0.335 W/kg



0 dB = 0.335 W/kg = -4.75 dBW/kg

Test Plot 76#: LTE Band 5_Body Front_Middle_50%RB**DUT: Multi-mode Advanced; Type: PDC760 UxB1; Serial: 17031300820**

Communication System: Generic FDD-LTE; Frequency: 836.5 MHz; Duty Cycle: 1:1
Medium parameters used: $f = 836.5$ MHz; $\sigma = 0.982$ S/m; $\epsilon_r = 55.081$; $\rho = 1000$ kg/m³ ;
Phantom section: Right Section

DASY5 Configuration:

- Probe: EX3DV4 - SN7441; ConvF(9.85, 9.85, 9.85); Calibrated: 2016/11/15;
- Sensor-Surface: 1.4mm (Mechanical Surface Detection)
- Electronics: DAE3 Sn379; Calibrated: 2016/10/4
- Phantom: Triple Flat Phantom 5.1C; Type: QD 000 P51 CA; Serial: 1130
- Measurement SW: DASY52, Version 52.8 (8);

Area Scan (111x71x1): Interpolated grid: dx=1.500 mm, dy=1.500 mm

Maximum value of SAR (interpolated) = 0.265 W/kg

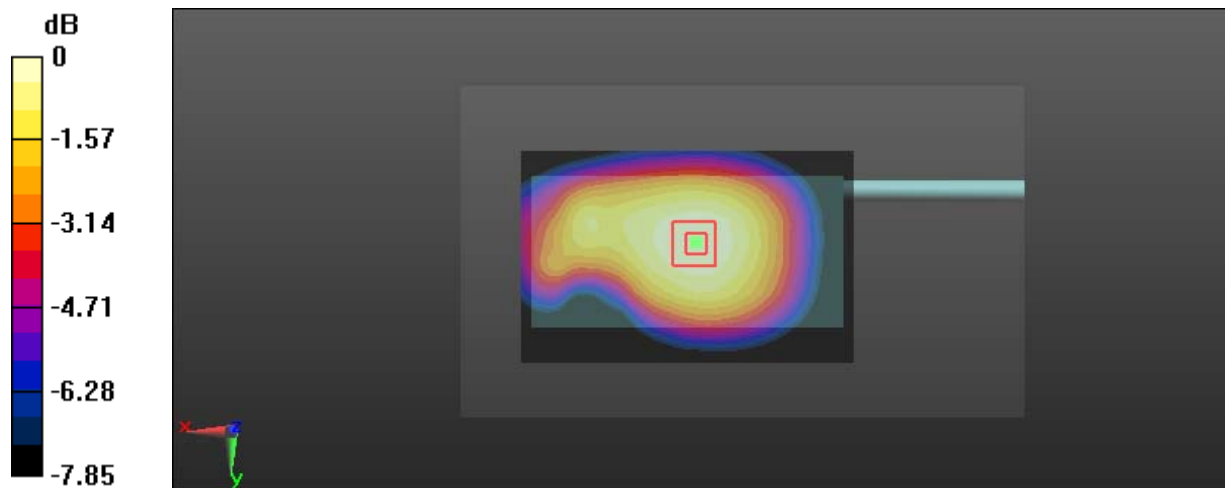
Zoom Scan (5x5x7)/Cube 0: Measurement grid: dx=8mm, dy=8mm, dz=5mm

Reference Value = 13.89 V/m; Power Drift = -0.07 dB

Peak SAR (extrapolated) = 0.292 W/kg

SAR(1 g) = 0.219 W/kg; SAR(10 g) = 0.167 W/kg

Maximum value of SAR (measured) = 0.267 W/kg



0 dB = 0.267 W/kg = -5.73 dBW/kg

Test Plot 77#: LTE Band 5_Body Back_Middle_1RB**DUT: Multi-mode Advanced; Type: PDC760 UxB1; Serial: 17031300820**

Communication System: Generic FDD-LTE; Frequency: 836.5 MHz; Duty Cycle: 1:1
Medium parameters used: $f = 836.5$ MHz; $\sigma = 0.982$ S/m; $\epsilon_r = 55.081$; $\rho = 1000$ kg/m³ ;
Phantom section: Right Section

DASY5 Configuration:

- Probe: EX3DV4 - SN7441; ConvF(9.85, 9.85, 9.85); Calibrated: 2016/11/15;
- Sensor-Surface: 1.4mm (Mechanical Surface Detection)
- Electronics: DAE3 Sn379; Calibrated: 2016/10/4
- Phantom: Triple Flat Phantom 5.1C; Type: QD 000 P51 CA; Serial: 1130
- Measurement SW: DASY52, Version 52.8 (8);

Area Scan (111x71x1): Interpolated grid: dx=1.500 mm, dy=1.500 mm

Maximum value of SAR (interpolated) = 0.141 W/kg


Zoom Scan (5x5x7)/Cube 0: Measurement grid: dx=8mm, dy=8mm, dz=5mm

Reference Value = 11.26 V/m; Power Drift = -0.15 dB

Peak SAR (extrapolated) = 0.170 W/kg

SAR(1 g) = 0.120 W/kg; SAR(10 g) = 0.087 W/kg

Maximum value of SAR (measured) = 0.152 W/kg



Test Plot 78#: LTE Band 5_Body Back_Middle_50%RB

DUT: Multi-mode Advanced; Type: PDC760 UxB1; Serial: 17031300820

Communication System: Generic FDD-LTE; Frequency: 836.5 MHz; Duty Cycle: 1:1
 Medium parameters used: $f = 836.5 \text{ MHz}$; $\sigma = 0.982 \text{ S/m}$; $\epsilon_r = 55.081$; $\rho = 1000 \text{ kg/m}^3$;
 Phantom section: Right Section

DASY5 Configuration:

- Probe: EX3DV4 - SN7441; ConvF(9.85, 9.85, 9.85); Calibrated: 2016/11/15;
- Sensor-Surface: 1.4mm (Mechanical Surface Detection)
- Electronics: DAE3 Sn379; Calibrated: 2016/10/4
- Phantom: Triple Flat Phantom 5.1C; Type: QD 000 P51 CA; Serial: 1130
- Measurement SW: DASY52, Version 52.8 (8);

Area Scan (111x71x1): Interpolated grid: $dx=1.500 \text{ mm}$, $dy=1.500 \text{ mm}$

Maximum value of SAR (interpolated) = 0.115 W/kg


Zoom Scan (5x5x7)/Cube 0: Measurement grid: $dx=8\text{mm}$, $dy=8\text{mm}$, $dz=5\text{mm}$

Reference Value = 10.01 V/m; Power Drift = -0.03 dB

Peak SAR (extrapolated) = 0.130 W/kg

SAR(1 g) = 0.094 W/kg; SAR(10 g) = 0.069 W/kg

Maximum value of SAR (measured) = 0.116 W/kg



0 dB = 0.116 W/kg = -9.36 dBW/kg

Test Plot 79#: LTE Band 5_Body Left_Middle_1RB

DUT: Multi-mode Advanced; Type: PDC760 UxB1; Serial: 17031300820

Communication System: Generic FDD-LTE; Frequency: 836.5 MHz; Duty Cycle: 1:1
 Medium parameters used: $f = 836.5 \text{ MHz}$; $\sigma = 0.982 \text{ S/m}$; $\epsilon_r = 55.081$; $\rho = 1000 \text{ kg/m}^3$;
 Phantom section: Right Section

DASY5 Configuration:

- Probe: EX3DV4 - SN7441; ConvF(9.85, 9.85, 9.85); Calibrated: 2016/11/15;
- Sensor-Surface: 1.4mm (Mechanical Surface Detection)
- Electronics: DAE3 Sn379; Calibrated: 2016/10/4
- Phantom: Triple Flat Phantom 5.1C; Type: QD 000 P51 CA; Serial: 1130
- Measurement SW: DASY52, Version 52.8 (8);

Area Scan (111x61x1): Interpolated grid: $dx=1.500 \text{ mm}$, $dy=1.500 \text{ mm}$

Maximum value of SAR (interpolated) = 0.228 W/kg


Zoom Scan (5x5x7)/Cube 0: Measurement grid: $dx=8\text{mm}$, $dy=8\text{mm}$, $dz=5\text{mm}$

Reference Value = 13.25 V/m; Power Drift = 0.02 dB

Peak SAR (extrapolated) = 0.255 W/kg

SAR(1 g) = 0.181 W/kg; SAR(10 g) = 0.129 W/kg

Maximum value of SAR (measured) = 0.226 W/kg



0 dB = 0.226 W/kg = -6.46 dBW/kg

Test Plot 80#: LTE Band 5_Body Left_Middle_50%RB

DUT: Multi-mode Advanced; Type: PDC760 UxB1; Serial: 17031300820

Communication System: Generic FDD-LTE; Frequency: 836.5 MHz; Duty Cycle: 1:1
 Medium parameters used: $f = 836.5 \text{ MHz}$; $\sigma = 0.982 \text{ S/m}$; $\epsilon_r = 55.081$; $\rho = 1000 \text{ kg/m}^3$;
 Phantom section: Right Section

DASY5 Configuration:

- Probe: EX3DV4 - SN7441; ConvF(9.85, 9.85, 9.85); Calibrated: 2016/11/15;
- Sensor-Surface: 1.4mm (Mechanical Surface Detection)
- Electronics: DAE3 Sn379; Calibrated: 2016/10/4
- Phantom: Triple Flat Phantom 5.1C; Type: QD 000 P51 CA; Serial: 1130
- Measurement SW: DASY52, Version 52.8 (8);

Area Scan (111x61x1): Interpolated grid: $dx=1.500 \text{ mm}$, $dy=1.500 \text{ mm}$

Maximum value of SAR (interpolated) = 0.174 W/kg


Zoom Scan (5x5x7)/Cube 0: Measurement grid: $dx=8\text{mm}$, $dy=8\text{mm}$, $dz=5\text{mm}$

Reference Value = 11.72 V/m; Power Drift = 0.03 dB

Peak SAR (extrapolated) = 0.194 W/kg

SAR(1 g) = 0.138 W/kg; SAR(10 g) = 0.097 W/kg

Maximum value of SAR (measured) = 0.174 W/kg



0 dB = 0.174 W/kg = -7.59 dBW/kg

Test Plot 81#: LTE Band 5_Body Right_Middle_1RB

DUT: Multi-mode Advanced; Type: PDC760 UxB1; Serial: 17031300820

Communication System: Generic FDD-LTE; Frequency: 836.5 MHz; Duty Cycle: 1:1
 Medium parameters used: $f = 836.5 \text{ MHz}$; $\sigma = 0.982 \text{ S/m}$; $\epsilon_r = 55.081$; $\rho = 1000 \text{ kg/m}^3$;
 Phantom section: Right Section

DASY5 Configuration:

- Probe: EX3DV4 - SN7441; ConvF(9.85, 9.85, 9.85); Calibrated: 2016/11/15;
- Sensor-Surface: 1.4mm (Mechanical Surface Detection)
- Electronics: DAE3 Sn379; Calibrated: 2016/10/4
- Phantom: Triple Flat Phantom 5.1C; Type: QD 000 P51 CA; Serial: 1130
- Measurement SW: DASY52, Version 52.8 (8);

Area Scan (111x61x1): Interpolated grid: $dx=1.500 \text{ mm}$, $dy=1.500 \text{ mm}$

Maximum value of SAR (interpolated) = 0.240 W/kg


Zoom Scan (5x5x7)/Cube 0: Measurement grid: $dx=8\text{mm}$, $dy=8\text{mm}$, $dz=5\text{mm}$

Reference Value = 13.70 V/m; Power Drift = -0.01 dB

Peak SAR (extrapolated) = 0.270 W/kg

SAR(1 g) = 0.185 W/kg; SAR(10 g) = 0.129 W/kg

Maximum value of SAR (measured) = 0.241 W/kg



Test Plot 82#: LTE Band 5_Body Right_Middle_50%RB

DUT: Multi-mode Advanced; Type: PDC760 UxB1; Serial: 17031300820

Communication System: Generic FDD-LTE; Frequency: 836.5 MHz; Duty Cycle: 1:1
 Medium parameters used: $f = 836.5 \text{ MHz}$; $\sigma = 0.982 \text{ S/m}$; $\epsilon_r = 55.081$; $\rho = 1000 \text{ kg/m}^3$;
 Phantom section: Right Section

DASY5 Configuration:

- Probe: EX3DV4 - SN7441; ConvF(9.85, 9.85, 9.85); Calibrated: 2016/11/15;
- Sensor-Surface: 1.4mm (Mechanical Surface Detection)
- Electronics: DAE3 Sn379; Calibrated: 2016/10/4
- Phantom: Triple Flat Phantom 5.1C; Type: QD 000 P51 CA; Serial: 1130
- Measurement SW: DASY52, Version 52.8 (8);

Area Scan (111x61x1): Interpolated grid: $dx=1.500 \text{ mm}$, $dy=1.500 \text{ mm}$

Maximum value of SAR (interpolated) = 0.198 W/kg

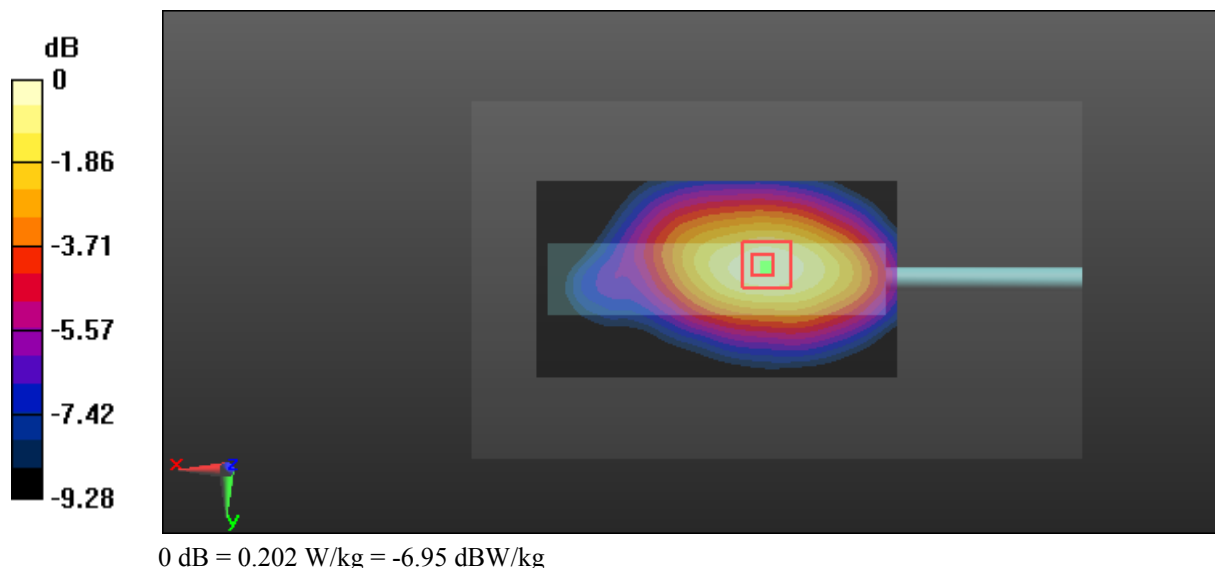
Zoom Scan (5x5x7)/Cube 0: Measurement grid: $dx=8\text{mm}$, $dy=8\text{mm}$, $dz=5\text{mm}$

Reference Value = 12.52 V/m; Power Drift = -0.07 dB

Peak SAR (extrapolated) = 0.226 W/kg

SAR(1 g) = 0.155 W/kg; SAR(10 g) = 0.108 W/kg

Maximum value of SAR (measured) = 0.202 W/kg



Test Plot 83#: LTE Band 5_Body Bottom_Middle_1RB

DUT: Multi-mode Advanced; Type: PDC760 UxB1; Serial: 17031300820

Communication System: Generic FDD-LTE; Frequency: 836.5 MHz; Duty Cycle: 1:1
 Medium parameters used: $f = 836.5 \text{ MHz}$; $\sigma = 0.982 \text{ S/m}$; $\epsilon_r = 55.081$; $\rho = 1000 \text{ kg/m}^3$;
 Phantom section: Right Section

DASY5 Configuration:

- Probe: EX3DV4 - SN7441; ConvF(9.85, 9.85, 9.85); Calibrated: 2016/11/15;
- Sensor-Surface: 1.4mm (Mechanical Surface Detection)
- Electronics: DAE3 Sn379; Calibrated: 2016/10/4
- Phantom: Triple Flat Phantom 5.1C; Type: QD 000 P51 CA; Serial: 1130
- Measurement SW: DASY52, Version 52.8 (8);

Area Scan (91x61x1): Interpolated grid: $dx=1.500 \text{ mm}$, $dy=1.500 \text{ mm}$

Maximum value of SAR (interpolated) = 0.360 W/kg


Zoom Scan (5x5x7)/Cube 0: Measurement grid: $dx=8\text{mm}$, $dy=8\text{mm}$, $dz=5\text{mm}$

Reference Value = 16.51 V/m; Power Drift = -0.13 dB

Peak SAR (extrapolated) = 0.428 W/kg

SAR(1 g) = 0.231 W/kg; SAR(10 g) = 0.130 W/kg

Maximum value of SAR (measured) = 0.350 W/kg



0 dB = 0.350 W/kg = -4.56 dBW/kg

Test Plot 84#: LTE Band 5_Body Bottom_Middle_50%RB

DUT: Multi-mode Advanced; Type: PDC760 UxB1; Serial: 17031300820

Communication System: Generic FDD-LTE; Frequency: 836.5 MHz; Duty Cycle: 1:1
 Medium parameters used: $f = 836.5 \text{ MHz}$; $\sigma = 0.982 \text{ S/m}$; $\epsilon_r = 55.081$; $\rho = 1000 \text{ kg/m}^3$;
 Phantom section: Right Section

DASY5 Configuration:

- Probe: EX3DV4 - SN7441; ConvF(9.85, 9.85, 9.85); Calibrated: 2016/11/15;
- Sensor-Surface: 1.4mm (Mechanical Surface Detection)
- Electronics: DAE3 Sn379; Calibrated: 2016/10/4
- Phantom: Triple Flat Phantom 5.1C; Type: QD 000 P51 CA; Serial: 1130
- Measurement SW: DASY52, Version 52.8 (8);

Area Scan (91x61x1): Interpolated grid: $dx=1.500 \text{ mm}$, $dy=1.500 \text{ mm}$

Maximum value of SAR (interpolated) = 0.275 W/kg


Zoom Scan (5x5x7)/Cube 0: Measurement grid: $dx=8\text{mm}$, $dy=8\text{mm}$, $dz=5\text{mm}$

Reference Value = 14.13 V/m ; Power Drift = -0.04 dB

Peak SAR (extrapolated) = 0.341 W/kg

SAR(1 g) = 0.181 W/kg ; SAR(10 g) = 0.100 W/kg

Maximum value of SAR (measured) = 0.281 W/kg



0 dB = 0.281 W/kg = -5.51 dBW/kg

Test Plot 85#: LTE Band 7_Head Left Cheek_Middle_1RB

DUT: Multi-mode Advanced; Type: PDC760 UxB1; Serial: 17031300820

Communication System: Generic FDD-LTE; Frequency: 2535 MHz; Duty Cycle: 1:1
 Medium parameters used: $f = 2535 \text{ MHz}$; $\sigma = 1.918 \text{ S/m}$; $\epsilon_r = 38.084$; $\rho = 1000 \text{ kg/m}^3$;
 Phantom section: Left Section

DASY5 Configuration:

- Probe: EX3DV4 - SN7441; ConvF(7.53, 7.53, 7.53); Calibrated: 2016/11/15;
- Sensor-Surface: 1.4mm (Mechanical Surface Detection)
- Electronics: DAE3 Sn379; Calibrated: 2016/10/4
- Phantom: SAM 1; Type: QD000P40CC; Serial: TP:1412
- Measurement SW: DASY52, Version 52.8 (8);

Area Scan (71x111x1): Interpolated grid: $dx=1.500 \text{ mm}$, $dy=1.500 \text{ mm}$

Maximum value of SAR (interpolated) = 0.823 W/kg

Zoom Scan (5x5x7)/Cube 0: Measurement grid: $dx=8\text{mm}$, $dy=8\text{mm}$, $dz=5\text{mm}$

Reference Value = 5.810 V/m; Power Drift = -0.13 dB

Peak SAR (extrapolated) = 0.785 W/kg

SAR(1 g) = 0.472 W/kg; SAR(10 g) = 0.289 W/kg

Maximum value of SAR (measured) = 0.648 W/kg



0 dB = 0.648 W/kg = -1.88 dBW/kg

Test Plot 86#: LTE Band 7_Head Left Cheek_Middle_50%RB**DUT: Multi-mode Advanced; Type: PDC760 UxB1; Serial: 17031300820**

Communication System: Generic FDD-LTE; Frequency: 2535 MHz; Duty Cycle: 1:1
Medium parameters used: $f = 2535$ MHz; $\sigma = 1.918$ S/m; $\epsilon_r = 38.084$; $\rho = 1000$ kg/m³ ;
Phantom section: Left Section

DASY5 Configuration:

- Probe: EX3DV4 - SN7441; ConvF(7.53, 7.53, 7.53); Calibrated: 2016/11/15;
- Sensor-Surface: 1.4mm (Mechanical Surface Detection)
- Electronics: DAE3 Sn379; Calibrated: 2016/10/4
- Phantom: SAM 1; Type: QD000P40CC; Serial: TP:1412
- Measurement SW: DASY52, Version 52.8 (8);

Area Scan (71x111x1): Interpolated grid: dx=1.500 mm, dy=1.500 mm

Maximum value of SAR (interpolated) = 0.624 W/kg

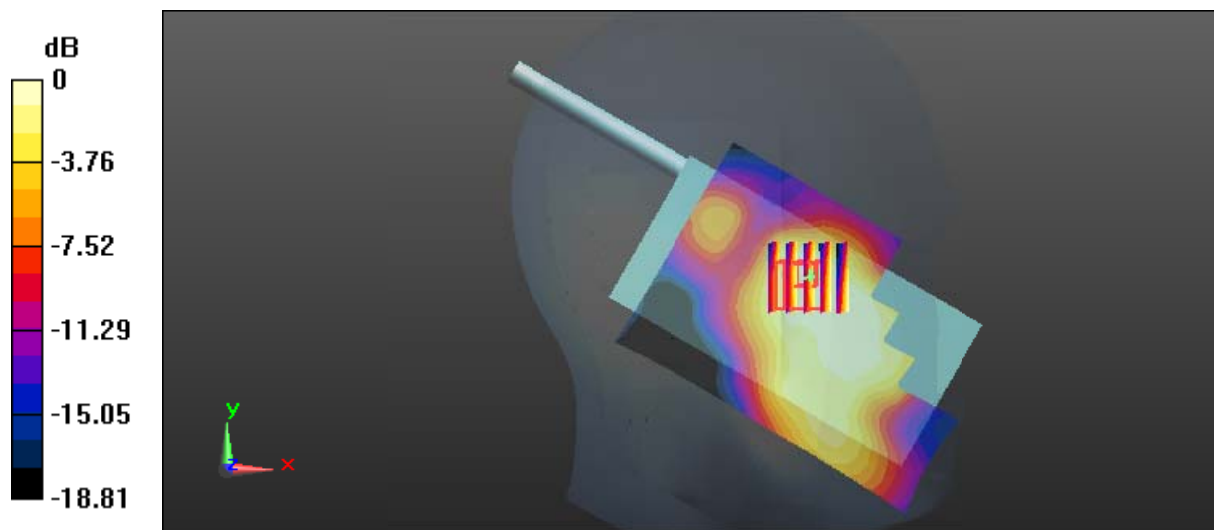
Zoom Scan (5x5x7)/Cube 0: Measurement grid: dx=8mm, dy=8mm, dz=5mm

Reference Value = 5.424 V/m; Power Drift = -0.19 dB

Peak SAR (extrapolated) = 0.633 W/kg

SAR(1 g) = 0.374 W/kg; SAR(10 g) = 0.228 W/kg

Maximum value of SAR (measured) = 0.513 W/kg



0 dB = 0.513 W/kg = -2.90 dBW/kg

Test Plot 87#: LTE Band 7_Head Left Tilt_Middle_1RB**DUT: Multi-mode Advanced; Type: PDC760 UxB1; Serial: 17031300820**

Communication System: Generic FDD-LTE; Frequency: 2535 MHz; Duty Cycle: 1:1
Medium parameters used: $f = 2535$ MHz; $\sigma = 1.918$ S/m; $\epsilon_r = 38.084$; $\rho = 1000$ kg/m³ ;
Phantom section: Left Section

DASY5 Configuration:

- Probe: EX3DV4 - SN7441; ConvF(7.53, 7.53, 7.53); Calibrated: 2016/11/15;
- Sensor-Surface: 1.4mm (Mechanical Surface Detection)
- Electronics: DAE3 Sn379; Calibrated: 2016/10/4
- Phantom: SAM 1; Type: QD000P40CC; Serial: TP:1412
- Measurement SW: DASY52, Version 52.8 (8);

Area Scan (71x111x1): Interpolated grid: dx=1.500 mm, dy=1.500 mm

Maximum value of SAR (interpolated) = 0.536 W/kg


Zoom Scan (5x5x7)/Cube 0: Measurement grid: dx=8mm, dy=8mm, dz=5mm

Reference Value = 6.233 V/m; Power Drift = -0.11 dB

Peak SAR (extrapolated) = 0.599 W/kg

SAR(1 g) = 0.328 W/kg; SAR(10 g) = 0.168 W/kg

Maximum value of SAR (measured) = 0.494 W/kg



0 dB = 0.494 W/kg = -3.06 dBW/kg

Test Plot 88#: LTE Band 7_Head Left Tilt_Middle_50%RB

DUT: Multi-mode Advanced; Type: PDC760 UxB1; Serial: 17031300820

Communication System: Generic FDD-LTE; Frequency: 2535 MHz; Duty Cycle: 1:1
 Medium parameters used: $f = 2535 \text{ MHz}$; $\sigma = 1.918 \text{ S/m}$; $\epsilon_r = 38.084$; $\rho = 1000 \text{ kg/m}^3$;
 Phantom section: Left Section

DASY5 Configuration:

- Probe: EX3DV4 - SN7441; ConvF(7.53, 7.53, 7.53); Calibrated: 2016/11/15;
- Sensor-Surface: 1.4mm (Mechanical Surface Detection)
- Electronics: DAE3 Sn379; Calibrated: 2016/10/4
- Phantom: SAM 1; Type: QD000P40CC; Serial: TP:1412
- Measurement SW: DASY52, Version 52.8 (8);

Area Scan (71x111x1): Interpolated grid: $dx=1.500 \text{ mm}$, $dy=1.500 \text{ mm}$

Maximum value of SAR (interpolated) = 0.419 W/kg


Zoom Scan (5x5x7)/Cube 0: Measurement grid: $dx=8\text{mm}$, $dy=8\text{mm}$, $dz=5\text{mm}$

Reference Value = 5.973 V/m; Power Drift = -0.20 dB

Peak SAR (extrapolated) = 0.490 W/kg

SAR(1 g) = 0.266 W/kg; SAR(10 g) = 0.136 W/kg

Maximum value of SAR (measured) = 0.401 W/kg



0 dB = 0.401 W/kg = -3.97 dBW/kg

Test Plot 89#: LTE Band 7_Head Right Cheek_Low_1RB**DUT: Multi-mode Advanced; Type: PDC760 UxB1; Serial: 17031300820**

Communication System: Generic FDD-LTE; Frequency: 2510 MHz; Duty Cycle: 1:1
Medium parameters used: $f = 2510$ MHz; $\sigma = 1.815$ S/m; $\epsilon_r = 39.075$; $\rho = 1000$ kg/m³ ;
Phantom section: Right Section

DASY5 Configuration:

- Probe: EX3DV4 - SN7441; ConvF(7.53, 7.53, 7.53); Calibrated: 2016/11/15;
- Sensor-Surface: 1.4mm (Mechanical Surface Detection)
- Electronics: DAE3 Sn379; Calibrated: 2016/10/4
- Phantom: SAM 1; Type: QD000P40CC; Serial: TP:1412
- Measurement SW: DASY52, Version 52.8 (8);

Area Scan (71x111x1): Interpolated grid: dx=1.500 mm, dy=1.500 mm

Maximum value of SAR (interpolated) = 1.32 W/kg

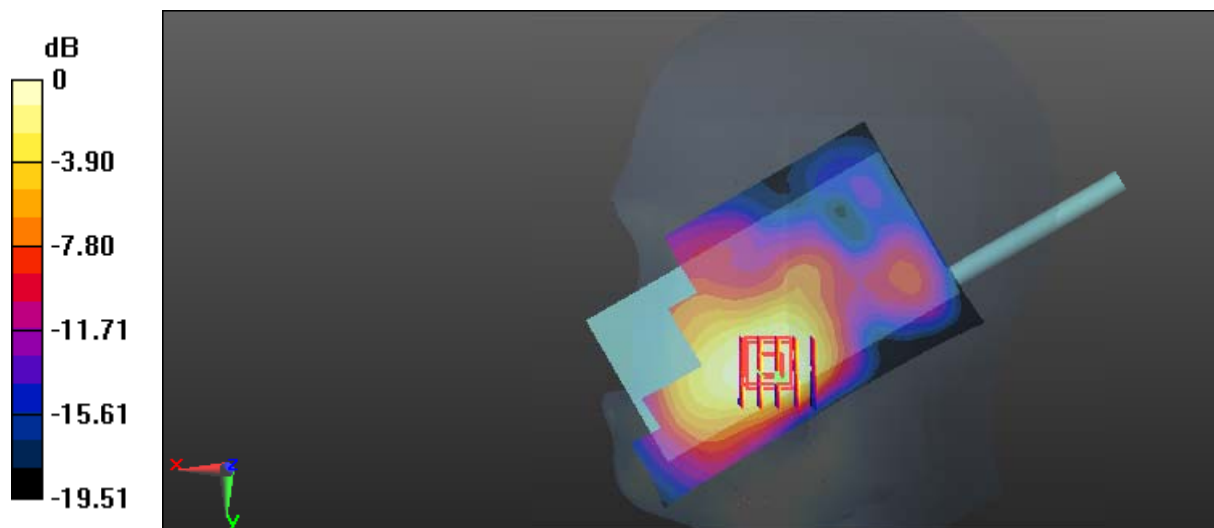
Zoom Scan (5x5x7)/Cube 0: Measurement grid: dx=8mm, dy=8mm, dz=5mm

Reference Value = 4.975 V/m; Power Drift = -0.17 dB

Peak SAR (extrapolated) = 1.44 W/kg

SAR(1 g) = 0.854 W/kg; SAR(10 g) = 0.515 W/kg

Maximum value of SAR (measured) = 1.16 W/kg



0 dB = 1.16 W/kg = 0.64 dBW/kg

Test Plot 90#: LTE Band 7_Head Right Cheek_Middle_1RB

DUT: Multi-mode Advanced; Type: PDC760 UxB1; Serial: 17031300820

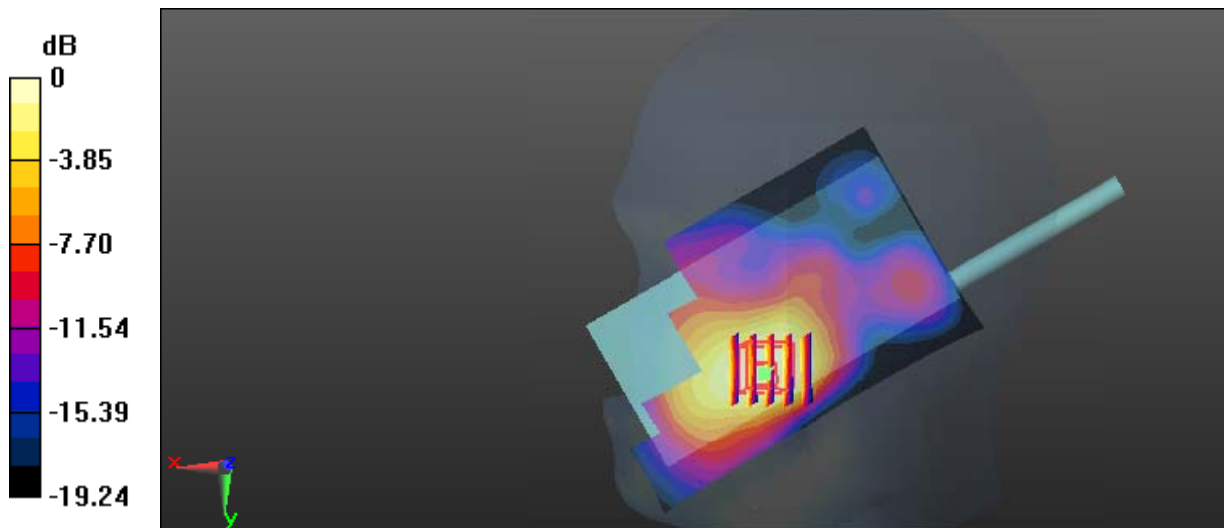
Communication System: Generic FDD-LTE; Frequency: 2535 MHz; Duty Cycle: 1:1
 Medium parameters used: $f = 2535 \text{ MHz}$; $\sigma = 1.918 \text{ S/m}$; $\epsilon_r = 38.084$; $\rho = 1000 \text{ kg/m}^3$;
 Phantom section: Right Section

DASY5 Configuration:

- Probe: EX3DV4 - SN7441; ConvF(7.53, 7.53, 7.53); Calibrated: 2016/11/15;
- Sensor-Surface: 1.4mm (Mechanical Surface Detection)
- Electronics: DAE3 Sn379; Calibrated: 2016/10/4
- Phantom: SAM 1; Type: QD000P40CC; Serial: TP:1412
- Measurement SW: DASY52, Version 52.8 (8);

Area Scan (71x111x1): Interpolated grid: $dx=1.500 \text{ mm}$, $dy=1.500 \text{ mm}$
 Maximum value of SAR (interpolated) = 1.57 W/kg

Zoom Scan (5x5x7)/Cube 0: Measurement grid: $dx=8\text{mm}$, $dy=8\text{mm}$, $dz=5\text{mm}$
 Reference Value = 4.668 V/m; Power Drift = 0.04 dB
 Peak SAR (extrapolated) = 1.89 W/kg
SAR(1 g) = 1.03 W/kg; SAR(10 g) = 0.599 W/kg
 Maximum value of SAR (measured) = 1.46 W/kg



0 dB = 1.46 W/kg = 1.64 dBW/kg

Test Plot 91#: LTE Band 7_Head Right Cheek_High_1RB

DUT: Multi-mode Advanced; Type: PDC760 UxB1; Serial: 17031300820

Communication System: Generic FDD-LTE; Frequency: 2560 MHz; Duty Cycle: 1:1
 Medium parameters used: $f = 2560$ MHz; $\sigma = 1.949$ S/m; $\epsilon_r = 38.986$; $\rho = 1000$ kg/m³ ;
 Phantom section: Right Section

DASY5 Configuration:

- Probe: EX3DV4 - SN7441; ConvF(7.53, 7.53, 7.53); Calibrated: 2016/11/15;
- Sensor-Surface: 1.4mm (Mechanical Surface Detection)
- Electronics: DAE3 Sn379; Calibrated: 2016/10/4
- Phantom: SAM 1; Type: QD000P40CC; Serial: TP:1412
- Measurement SW: DASY52, Version 52.8 (8);

Area Scan (71x111x1): Interpolated grid: dx=1.500 mm, dy=1.500 mm

Maximum value of SAR (interpolated) = 1.63 W/kg


Zoom Scan (5x5x7)/Cube 0: Measurement grid: dx=8mm, dy=8mm, dz=5mm

Reference Value = 4.172 V/m; Power Drift = -0.04 dB

Peak SAR (extrapolated) = 1.86 W/kg

SAR(1 g) = 1.04 W/kg; SAR(10 g) = 0.595 W/kg

Maximum value of SAR (measured) = 1.49 W/kg



0 dB = 1.49 W/kg = 1.73 dBW/kg

Test Plot 92#: LTE Band 7_Head Right Cheek_Middle_50%RB**DUT: Multi-mode Advanced; Type: PDC760 UxB1; Serial: 17031300820**

Communication System: Generic FDD-LTE; Frequency: 2535 MHz; Duty Cycle: 1:1
Medium parameters used: $f = 2535$ MHz; $\sigma = 1.918$ S/m; $\epsilon_r = 38.084$; $\rho = 1000$ kg/m³ ;
Phantom section: Right Section

DASY5 Configuration:

- Probe: EX3DV4 - SN7441; ConvF(7.53, 7.53, 7.53); Calibrated: 2016/11/15;
- Sensor-Surface: 1.4mm (Mechanical Surface Detection)
- Electronics: DAE3 Sn379; Calibrated: 2016/10/4
- Phantom: SAM 1; Type: QD000P40CC; Serial: TP:1412
- Measurement SW: DASY52, Version 52.8 (8);

Area Scan (71x111x1): Interpolated grid: dx=1.500 mm, dy=1.500 mm

Maximum value of SAR (interpolated) = 1.13 W/kg


Zoom Scan (5x5x7)/Cube 0: Measurement grid: dx=8mm, dy=8mm, dz=5mm

Reference Value = 4.168 V/m; Power Drift = -0.03 dB

Peak SAR (extrapolated) = 1.37 W/kg

SAR(1 g) = 0.779 W/kg; SAR(10 g) = 0.447 W/kg

Maximum value of SAR (measured) = 1.09 W/kg



0 dB = 1.09 W/kg = 0.37 dBW/kg

Test Plot 93#: LTE Band 7_Head Right Tilt_Middle_1RB

DUT: Multi-mode Advanced; Type: PDC760 UxB1; Serial: 17031300820

Communication System: Generic FDD-LTE; Frequency: 2535 MHz; Duty Cycle: 1:1
 Medium parameters used: $f = 2535 \text{ MHz}$; $\sigma = 1.918 \text{ S/m}$; $\epsilon_r = 38.084$; $\rho = 1000 \text{ kg/m}^3$;
 Phantom section: Right Section

DASY5 Configuration:

- Probe: EX3DV4 - SN7441; ConvF(7.53, 7.53, 7.53); Calibrated: 2016/11/15;
- Sensor-Surface: 1.4mm (Mechanical Surface Detection)
- Electronics: DAE3 Sn379; Calibrated: 2016/10/4
- Phantom: SAM 1; Type: QD000P40CC; Serial: TP:1412
- Measurement SW: DASY52, Version 52.8 (8);

Area Scan (71x111x1): Interpolated grid: $dx=1.500 \text{ mm}$, $dy=1.500 \text{ mm}$

Maximum value of SAR (interpolated) = 0.476 W/kg

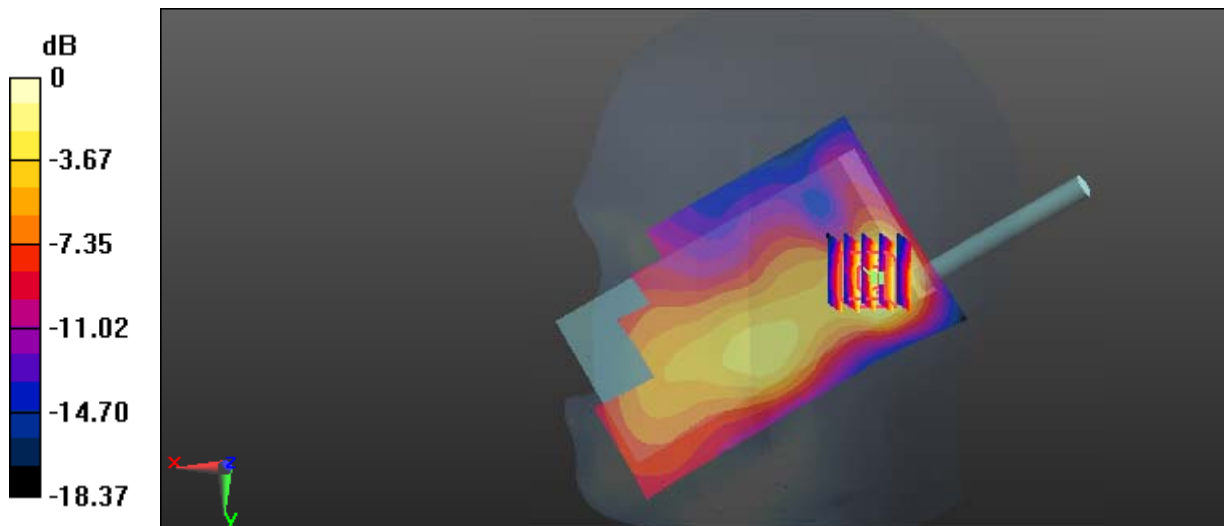
Zoom Scan (5x5x7)/Cube 0: Measurement grid: $dx=8\text{mm}$, $dy=8\text{mm}$, $dz=5\text{mm}$

Reference Value = 6.504 V/m; Power Drift = 0.04 dB

Peak SAR (extrapolated) = 0.529 W/kg

SAR(1 g) = 0.298 W/kg; SAR(10 g) = 0.160 W/kg

Maximum value of SAR (measured) = 0.437 W/kg



0 dB = 0.437 W/kg = -3.60 dBW/kg

Test Plot 94#: LTE Band 7_Head Right Tilt_Middle_50%RB

DUT: Multi-mode Advanced; Type: PDC760 UxB1; Serial: 17031300820

Communication System: Generic FDD-LTE; Frequency: 2535 MHz; Duty Cycle: 1:1
 Medium parameters used: $f = 2535 \text{ MHz}$; $\sigma = 1.918 \text{ S/m}$; $\epsilon_r = 38.084$; $\rho = 1000 \text{ kg/m}^3$;
 Phantom section: Right Section

DASY5 Configuration:

- Probe: EX3DV4 - SN7441; ConvF(7.53, 7.53, 7.53); Calibrated: 2016/11/15;
- Sensor-Surface: 1.4mm (Mechanical Surface Detection)
- Electronics: DAE3 Sn379; Calibrated: 2016/10/4
- Phantom: SAM 1; Type: QD000P40CC; Serial: TP:1412
- Measurement SW: DASY52, Version 52.8 (8);

Area Scan (71x111x1): Interpolated grid: $dx=1.500 \text{ mm}$, $dy=1.500 \text{ mm}$

Maximum value of SAR (interpolated) = 0.372 W/kg

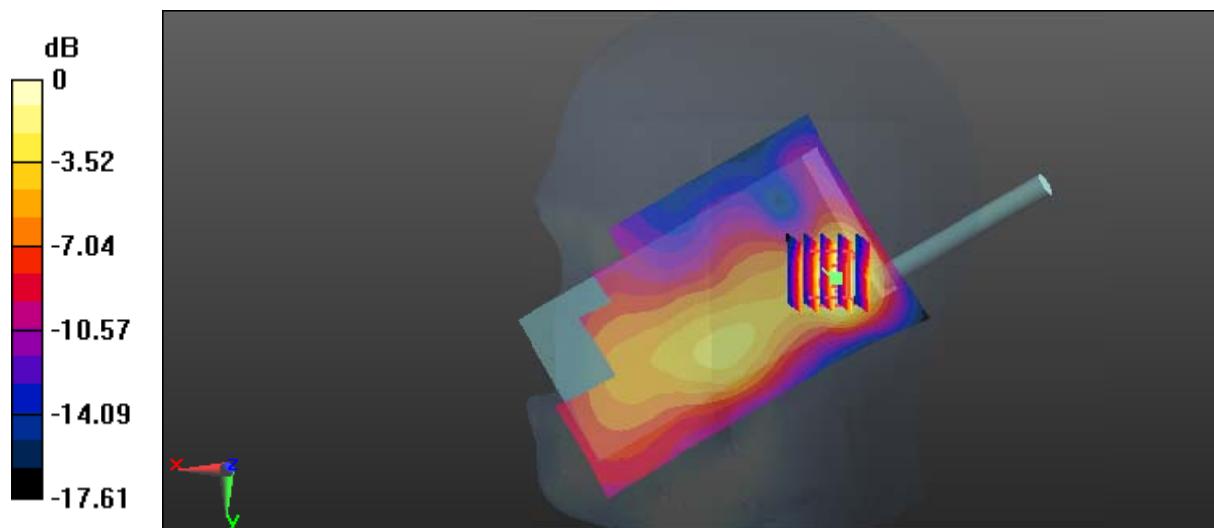
Zoom Scan (5x5x7)/Cube 0: Measurement grid: $dx=8\text{mm}$, $dy=8\text{mm}$, $dz=5\text{mm}$

Reference Value = 5.938 V/m; Power Drift = -0.07 dB

Peak SAR (extrapolated) = 0.423 W/kg

SAR(1 g) = 0.239 W/kg; SAR(10 g) = 0.130 W/kg

Maximum value of SAR (measured) = 0.354 W/kg



0 dB = 0.354 W/kg = -4.51 dBW/kg

Test Plot 95#: LTE Band 7_ Face Up _Middle_1RB**DUT: Multi-mode Advanced; Type: PDC760 UxB1; Serial: 17031300820**

Communication System: Generic FDD-LTE; Frequency: 2535 MHz; Duty Cycle: 1:1
Medium parameters used: $f = 2535$ MHz; $\sigma = 1.882$ S/m; $\epsilon_r = 39.075$; $\rho = 1000$ kg/m³ ;
Phantom section: Left Section

DASY5 Configuration:

- Probe: EX3DV4 - SN7441; ConvF(7.53, 7.53, 7.53); Calibrated: 2016/11/15;
- Sensor-Surface: 1.4mm (Mechanical Surface Detection)
- Electronics: DAE3 Sn379; Calibrated: 2016/10/4
- Phantom: Triple Flat Phantom 5.1C; Type: QD 000 P51 CA; Serial: 1130
- Measurement SW: DASY52, Version 52.8 (8);

Area Scan (141x81x1): Interpolated grid: dx=1.200 mm, dy=1.200 mm

Maximum value of SAR (interpolated) = 0.161 W/kg

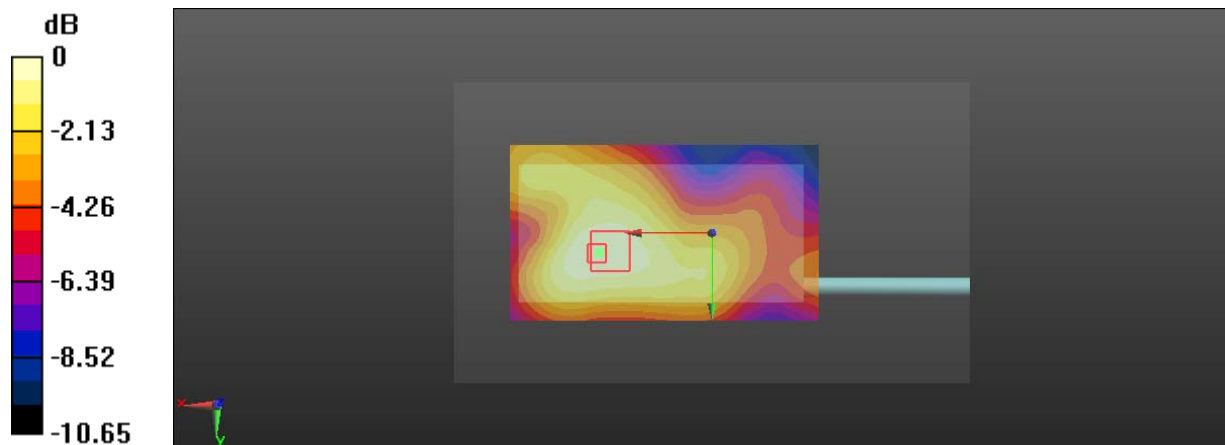
Zoom Scan (5x5x7)/Cube 0: Measurement grid: dx=8mm, dy=8mm, dz=5mm

Reference Value = 5.945 V/m; Power Drift = 0.13 dB

Peak SAR (extrapolated) = 0.192 W/kg

SAR(1 g) = 0.117 W/kg; SAR(10 g) = 0.077 W/kg

Maximum value of SAR (measured) = 0.163 W/kg



0 dB = 0.163 W/kg = -7.88 dBW/kg

Test Plot 96#: LTE Band 7_Face Up_Middle_50%RB

DUT: Multi-mode Advanced; Type: PDC760 UxB1; Serial: 17031300820

Communication System: Generic FDD-LTE; Frequency: 2535 MHz; Duty Cycle: 1:1
 Medium parameters used: $f = 2535 \text{ MHz}$; $\sigma = 1.882 \text{ S/m}$; $\epsilon_r = 39.075$; $\rho = 1000 \text{ kg/m}^3$;
 Phantom section: Left Section

DASY5 Configuration:

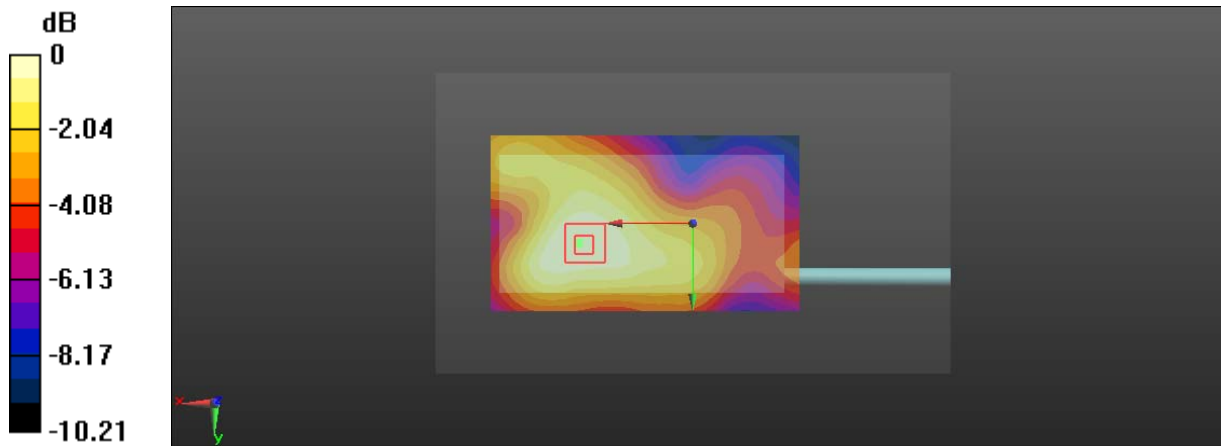
- Probe: EX3DV4 - SN7441; ConvF(7.53, 7.53, 7.53); Calibrated: 2016/11/15;
- Sensor-Surface: 1.4mm (Mechanical Surface Detection)
- Electronics: DAE3 Sn379; Calibrated: 2016/10/4
- Phantom: Triple Flat Phantom 5.1C; Type: QD 000 P51 CA; Serial: 1130
- Measurement SW: DASY52, Version 52.8 (8);

Area Scan (141x81x1): Interpolated grid: $dx=1.200 \text{ mm}$, $dy=1.200 \text{ mm}$
 Maximum value of SAR (interpolated) = 0.133 W/kg

Zoom Scan (5x5x7)/Cube 0: Measurement grid: $dx=8\text{mm}$, $dy=8\text{mm}$, $dz=5\text{mm}$
 Reference Value = 5.331 V/m; Power Drift = -0.10 dB
 Peak SAR (extrapolated) = 0.154 W/kg

SAR(1 g) = 0.095 W/kg; SAR(10 g) = 0.063 W/kg

Maximum value of SAR (measured) = 0.131 W/kg



0 dB = 0.131 W/kg = -8.83 dBW/kg

Test Plot 97#: LTE Band 7_Body Front_Middle_1RB

DUT: Multi-mode Advanced; Type: PDC760 UxB1; Serial: 17031300820


Communication System: Generic FDD-LTE; Frequency: 2535 MHz; Duty Cycle: 1:1
 Medium parameters used: $f = 2535 \text{ MHz}$; $\sigma = 2.105 \text{ S/m}$; $\epsilon_r = 51.414$; $\rho = 1000 \text{ kg/m}^3$;
 Phantom section: Left Section

DASY5 Configuration:

- Probe: EX3DV4 - SN7441; ConvF(7.39, 7.39, 7.39); Calibrated: 2016/11/15;
- Sensor-Surface: 1.4mm (Mechanical Surface Detection)
- Electronics: DAE3 Sn379; Calibrated: 2016/10/4
- Phantom: Triple Flat Phantom 5.1C; Type: QD 000 P51 CA; Serial: 1130
- Measurement SW: DASY52, Version 52.8 (8);

Area Scan (151x91x1): Interpolated grid: $dx=1.200 \text{ mm}$, $dy=1.200 \text{ mm}$
 Maximum value of SAR (interpolated) = 0.484 W/kg

Zoom Scan (5x5x7)/Cube 0: Measurement grid: $dx=8\text{mm}$, $dy=8\text{mm}$, $dz=5\text{mm}$
 Reference Value = 6.599 V/m; Power Drift = -0.01 dB
 Peak SAR (extrapolated) = 0.656 W/kg
SAR(1 g) = 0.318 W/kg; SAR(10 g) = 0.174 W/kg
 Maximum value of SAR (measured) = 0.513 W/kg



0 dB = 0.513 W/kg = -2.90 dBW/kg

Test Plot 98#: LTE Band 7_Body Front_Middle_50%RB**DUT: Multi-mode Advanced; Type: PDC760 UxB1; Serial: 17031300820**

Communication System: Generic FDD-LTE; Frequency: 2535 MHz; Duty Cycle: 1:1
Medium parameters used: $f = 2535$ MHz; $\sigma = 2.105$ S/m; $\epsilon_r = 51.414$; $\rho = 1000$ kg/m³ ;
Phantom section: Left Section

DASY5 Configuration:

- Probe: EX3DV4 - SN7441; ConvF(7.39, 7.39, 7.39); Calibrated: 2016/11/15;
- Sensor-Surface: 1.4mm (Mechanical Surface Detection)
- Electronics: DAE3 Sn379; Calibrated: 2016/10/4
- Phantom: Triple Flat Phantom 5.1C; Type: QD 000 P51 CA; Serial: 1130
- Measurement SW: DASY52, Version 52.8 (8);

Area Scan (151x91x1): Interpolated grid: dx=1.200 mm, dy=1.200 mm

Maximum value of SAR (interpolated) = 0.419 W/kg


Zoom Scan (5x5x7)/Cube 0: Measurement grid: dx=8mm, dy=8mm, dz=5mm

Reference Value = 5.945 V/m; Power Drift = 0.04 dB

Peak SAR (extrapolated) = 0.516 W/kg

SAR(1 g) = 0.253 W/kg; SAR(10 g) = 0.141 W/kg

Maximum value of SAR (measured) = 0.402 W/kg



0 dB = 0.402 W/kg = -3.96 dBW/kg

Test Plot 99#: LTE Band 7_Body Back_Middle_1RB

DUT: Multi-mode Advanced; Type: PDC760 UxB1; Serial: 17031300820

Communication System: Generic FDD-LTE; Frequency: 2535 MHz; Duty Cycle: 1:1
 Medium parameters used: $f = 2535 \text{ MHz}$; $\sigma = 2.105 \text{ S/m}$; $\epsilon_r = 51.414$; $\rho = 1000 \text{ kg/m}^3$;
 Phantom section: Left Section

DASY5 Configuration:

- Probe: EX3DV4 - SN7441; ConvF(7.39, 7.39, 7.39); Calibrated: 2016/11/15;
- Sensor-Surface: 1.4mm (Mechanical Surface Detection)
- Electronics: DAE3 Sn379; Calibrated: 2016/10/4
- Phantom: Triple Flat Phantom 5.1C; Type: QD 000 P51 CA; Serial: 1130
- Measurement SW: DASY52, Version 52.8 (8);

Area Scan (111x71x1): Interpolated grid: $dx=1.500 \text{ mm}$, $dy=1.500 \text{ mm}$

Maximum value of SAR (interpolated) = 0.169 W/kg


Zoom Scan (5x5x7)/Cube 0: Measurement grid: $dx=8\text{mm}$, $dy=8\text{mm}$, $dz=5\text{mm}$

Reference Value = 6.715 V/m; Power Drift = -0.20 dB

Peak SAR (extrapolated) = 0.222 W/kg

SAR(1 g) = 0.106 W/kg; SAR(10 g) = 0.057 W/kg

Maximum value of SAR (measured) = 0.172 W/kg



0 dB = 0.172 W/kg = -7.64 dBW/kg

Test Plot 100#: LTE Band 7_Body Back_Middle_50%RB

DUT: Multi-mode Advanced; Type: PDC760 UxB1; Serial: 17031300820

Communication System: Generic FDD-LTE; Frequency: 2535 MHz; Duty Cycle: 1:1
 Medium parameters used: $f = 2535 \text{ MHz}$; $\sigma = 2.105 \text{ S/m}$; $\epsilon_r = 51.414$; $\rho = 1000 \text{ kg/m}^3$;
 Phantom section: Left Section

DASY5 Configuration:

- Probe: EX3DV4 - SN7441; ConvF(7.39, 7.39, 7.39); Calibrated: 2016/11/15;
- Sensor-Surface: 1.4mm (Mechanical Surface Detection)
- Electronics: DAE3 Sn379; Calibrated: 2016/10/4
- Phantom: Triple Flat Phantom 5.1C; Type: QD 000 P51 CA; Serial: 1130
- Measurement SW: DASY52, Version 52.8 (8);

Area Scan (111x71x1): Interpolated grid: $dx=1.500 \text{ mm}$, $dy=1.500 \text{ mm}$

Maximum value of SAR (interpolated) = 0.150 W/kg


Zoom Scan (5x5x7)/Cube 0: Measurement grid: $dx=8\text{mm}$, $dy=8\text{mm}$, $dz=5\text{mm}$

Reference Value = 6.155 V/m; Power Drift = -0.16 dB

Peak SAR (extrapolated) = 0.208 W/kg

SAR(1 g) = 0.098 W/kg; SAR(10 g) = 0.052 W/kg

Maximum value of SAR (measured) = 0.161 W/kg



Test Plot 101#: LTE Band 7_Body Left_Middle_1RB

DUT: Multi-mode Advanced; Type: PDC760 UxB1; Serial: 17031300820

Communication System: Generic FDD-LTE; Frequency: 2535 MHz; Duty Cycle: 1:1
 Medium parameters used: $f = 2535 \text{ MHz}$; $\sigma = 2.105 \text{ S/m}$; $\epsilon_r = 51.414$; $\rho = 1000 \text{ kg/m}^3$;
 Phantom section: Left Section

DASY5 Configuration:

- Probe: EX3DV4 - SN7441; ConvF(7.39, 7.39, 7.39); Calibrated: 2016/11/15;
- Sensor-Surface: 1.4mm (Mechanical Surface Detection)
- Electronics: DAE3 Sn379; Calibrated: 2016/10/4
- Phantom: Triple Flat Phantom 5.1C; Type: QD 000 P51 CA; Serial: 1130
- Measurement SW: DASY52, Version 52.8 (8);

Area Scan (151x61x1): Interpolated grid: $dx=1.200 \text{ mm}$, $dy=1.200 \text{ mm}$

Maximum value of SAR (interpolated) = 0.475 W/kg

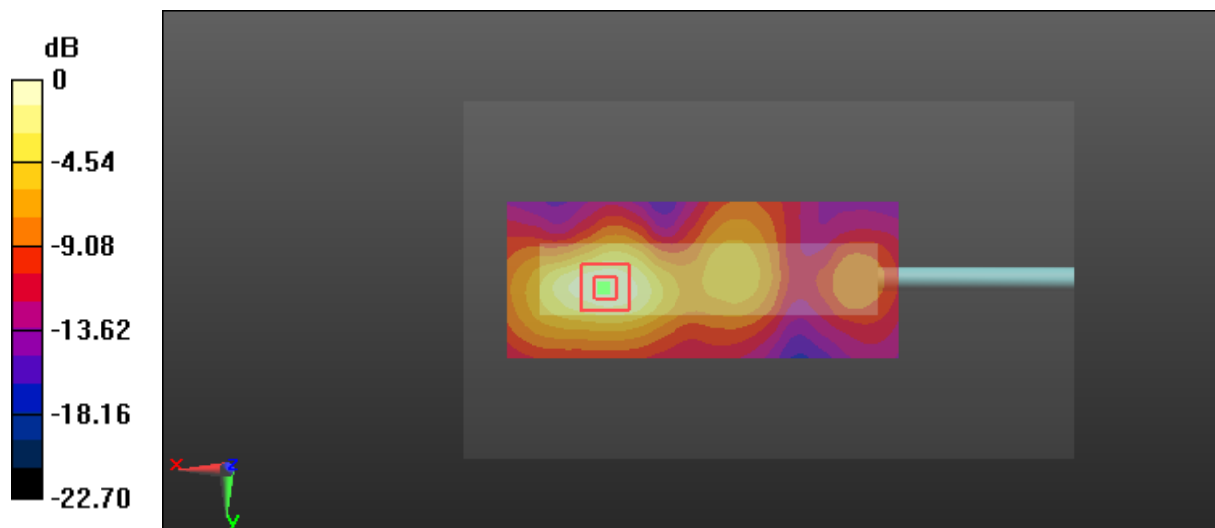
Zoom Scan (5x5x7)/Cube 0: Measurement grid: $dx=8\text{mm}$, $dy=8\text{mm}$, $dz=5\text{mm}$

Reference Value = 5.358 V/m; Power Drift = -0.02 dB

Peak SAR (extrapolated) = 0.601 W/kg

SAR(1 g) = 0.272 W/kg; SAR(10 g) = 0.133 W/kg

Maximum value of SAR (measured) = 0.461 W/kg



0 dB = 0.461 W/kg = -3.36 dBW/kg

Test Plot 102#: LTE Band 7_Body Left_Middle_50%RB

DUT: Multi-mode Advanced; Type: PDC760 UxB1; Serial: 17031300820

Communication System: Generic FDD-LTE; Frequency: 2535 MHz; Duty Cycle: 1:1
 Medium parameters used: $f = 2535 \text{ MHz}$; $\sigma = 2.105 \text{ S/m}$; $\epsilon_r = 51.414$; $\rho = 1000 \text{ kg/m}^3$;
 Phantom section: Left Section

DASY5 Configuration:

- Probe: EX3DV4 - SN7441; ConvF(7.39, 7.39, 7.39); Calibrated: 2016/11/15;
- Sensor-Surface: 1.4mm (Mechanical Surface Detection)
- Electronics: DAE3 Sn379; Calibrated: 2016/10/4
- Phantom: Triple Flat Phantom 5.1C; Type: QD 000 P51 CA; Serial: 1130
- Measurement SW: DASY52, Version 52.8 (8);

Area Scan (151x61x1): Interpolated grid: $dx=1.200 \text{ mm}$, $dy=1.200 \text{ mm}$

Maximum value of SAR (interpolated) = 0.363 W/kg

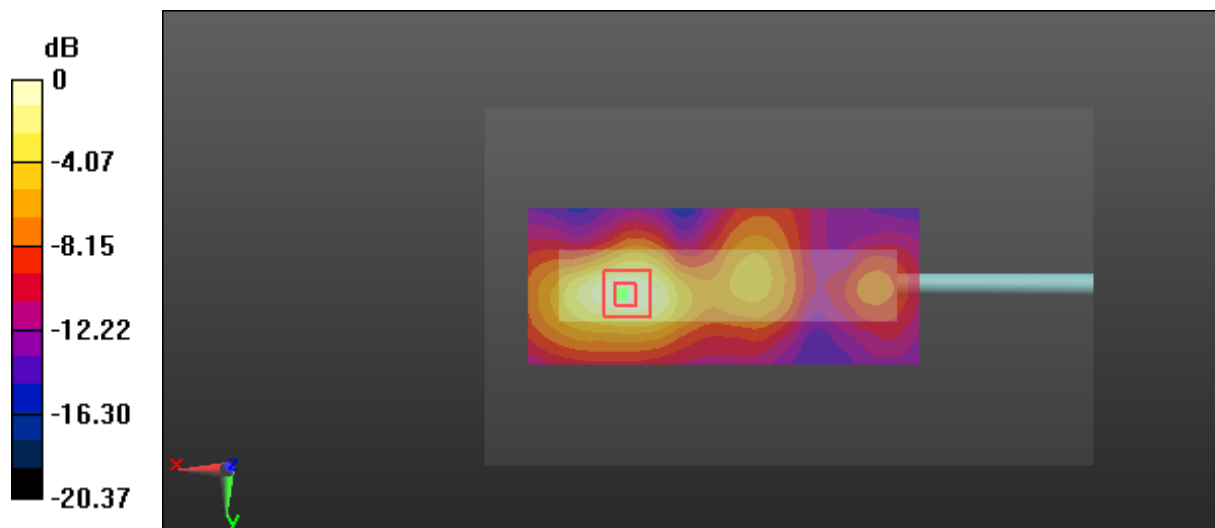
Zoom Scan (5x5x7)/Cube 0: Measurement grid: $dx=8\text{mm}$, $dy=8\text{mm}$, $dz=5\text{mm}$

Reference Value = 4.660 V/m; Power Drift = -0.07 dB

Peak SAR (extrapolated) = 0.458 W/kg

SAR(1 g) = 0.207 W/kg; SAR(10 g) = 0.101 W/kg

Maximum value of SAR (measured) = 0.351 W/kg



0 dB = 0.351 W/kg = -4.55 dBW/kg

Test Plot 103#: LTE Band 7_Body Right_Middle_1RB

DUT: Multi-mode Advanced; Type: PDC760 UxB1; Serial: 17031300820

Communication System: Generic FDD-LTE; Frequency: 2535 MHz; Duty Cycle: 1:1
 Medium parameters used: $f = 2535 \text{ MHz}$; $\sigma = 2.105 \text{ S/m}$; $\epsilon_r = 51.414$; $\rho = 1000 \text{ kg/m}^3$;
 Phantom section: Left Section

DASY5 Configuration:

- Probe: EX3DV4 - SN7441; ConvF(7.39, 7.39, 7.39); Calibrated: 2016/11/15;
- Sensor-Surface: 1.4mm (Mechanical Surface Detection)
- Electronics: DAE3 Sn379; Calibrated: 2016/10/4
- Phantom: Triple Flat Phantom 5.1C; Type: QD 000 P51 CA; Serial: 1130
- Measurement SW: DASY52, Version 52.8 (8);

Area Scan (151x61x1): Interpolated grid: $dx=1.200 \text{ mm}$, $dy=1.200 \text{ mm}$

Maximum value of SAR (interpolated) = 0.394 W/kg


Zoom Scan (5x5x7)/Cube 0: Measurement grid: $dx=8\text{mm}$, $dy=8\text{mm}$, $dz=5\text{mm}$

Reference Value = 9.161 V/m; Power Drift = -0.10 dB

Peak SAR (extrapolated) = 0.508 W/kg

SAR(1 g) = 0.226 W/kg; SAR(10 g) = 0.110 W/kg

Maximum value of SAR (measured) = 0.389 W/kg



0 dB = 0.389 W/kg = -4.10 dBW/kg

Test Plot 104#: LTE Band 7_Body Right_Middle_50%RB

DUT: Multi-mode Advanced; Type: PDC760 UxB1; Serial: 17031300820

Communication System: Generic FDD-LTE; Frequency: 2535 MHz; Duty Cycle: 1:1
 Medium parameters used: $f = 2535$ MHz; $\sigma = 2.105$ S/m; $\epsilon_r = 51.414$; $\rho = 1000$ kg/m³ ;
 Phantom section: Left Section

DASY5 Configuration:

- Probe: EX3DV4 - SN7441; ConvF(7.39, 7.39, 7.39); Calibrated: 2016/11/15;
- Sensor-Surface: 1.4mm (Mechanical Surface Detection)
- Electronics: DAE3 Sn379; Calibrated: 2016/10/4
- Phantom: Triple Flat Phantom 5.1C; Type: QD 000 P51 CA; Serial: 1130
- Measurement SW: DASY52, Version 52.8 (8);

Area Scan (151x61x1): Interpolated grid: dx=1.200 mm, dy=1.200 mm

Maximum value of SAR (interpolated) = 0.305 W/kg

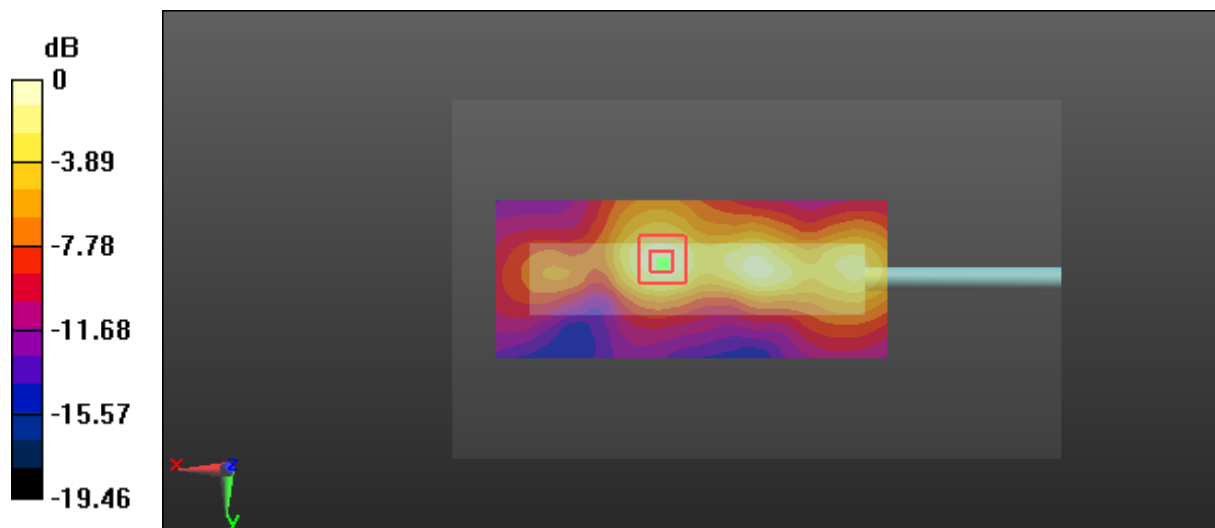
Zoom Scan (5x5x7)/Cube 0: Measurement grid: dx=8mm, dy=8mm, dz=5mm

Reference Value = 8.023 V/m; Power Drift = -0.01 dB

Peak SAR (extrapolated) = 0.409 W/kg

SAR(1 g) = 0.181 W/kg; SAR(10 g) = 0.087 W/kg

Maximum value of SAR (measured) = 0.311 W/kg



0 dB = 0.311 W/kg = -5.07 dBW/kg

Test Plot 105#: LTE Band 7_Body Bottom_Middle_1RB

DUT: Multi-mode Advanced; Type: PDC760 UxB1; Serial: 17031300820

Communication System: Generic FDD-LTE; Frequency: 2535 MHz; Duty Cycle: 1:1
 Medium parameters used: $f = 2535 \text{ MHz}$; $\sigma = 2.105 \text{ S/m}$; $\epsilon_r = 51.414$; $\rho = 1000 \text{ kg/m}^3$;
 Phantom section: Left Section

DASY5 Configuration:

- Probe: EX3DV4 - SN7441; ConvF(7.39, 7.39, 7.39); Calibrated: 2016/11/15;
- Sensor-Surface: 1.4mm (Mechanical Surface Detection)
- Electronics: DAE3 Sn379; Calibrated: 2016/10/4
- Phantom: Triple Flat Phantom 5.1C; Type: QD 000 P51 CA; Serial: 1130
- Measurement SW: DASY52, Version 52.8 (8);

Area Scan (91x61x1): Interpolated grid: $dx=1.200 \text{ mm}$, $dy=1.200 \text{ mm}$

Maximum value of SAR (interpolated) = 0.574 W/kg


Zoom Scan (5x5x7)/Cube 0: Measurement grid: $dx=8\text{mm}$, $dy=8\text{mm}$, $dz=5\text{mm}$

Reference Value = 7.884 V/m; Power Drift = -0.09 dB

Peak SAR (extrapolated) = 0.756 W/kg

SAR(1 g) = 0.307 W/kg; SAR(10 g) = 0.136 W/kg

Maximum value of SAR (measured) = 0.566 W/kg



0 dB = 0.566 W/kg = -2.47 dBW/kg

Test Plot 106#: LTE Band 7_Body Bottom_Middle_50%RB

DUT: Multi-mode Advanced; Type: PDC760 UxB1; Serial: 17031300820

Communication System: Generic FDD-LTE; Frequency: 2535 MHz; Duty Cycle: 1:1
 Medium parameters used: $f = 2535 \text{ MHz}$; $\sigma = 2.105 \text{ S/m}$; $\epsilon_r = 51.414$; $\rho = 1000 \text{ kg/m}^3$;
 Phantom section: Left Section

DASY5 Configuration:

- Probe: EX3DV4 - SN7441; ConvF(7.39, 7.39, 7.39); Calibrated: 2016/11/15;
- Sensor-Surface: 1.4mm (Mechanical Surface Detection)
- Electronics: DAE3 Sn379; Calibrated: 2016/10/4
- Phantom: Triple Flat Phantom 5.1C; Type: QD 000 P51 CA; Serial: 1130
- Measurement SW: DASY52, Version 52.8 (8);

Area Scan (91x61x1): Interpolated grid: $dx=1.200 \text{ mm}$, $dy=1.200 \text{ mm}$

Maximum value of SAR (interpolated) = 0.471 W/kg


Zoom Scan (5x5x7)/Cube 0: Measurement grid: $dx=8\text{mm}$, $dy=8\text{mm}$, $dz=5\text{mm}$

Reference Value = 7.037 V/m; Power Drift = -0.02 dB

Peak SAR (extrapolated) = 0.601 W/kg

SAR(1 g) = 0.246 W/kg; SAR(10 g) = 0.109 W/kg

Maximum value of SAR (measured) = 0.451 W/kg



0 dB = 0.451 W/kg = -3.46 dBW/kg

Test Plot 107#: LTE Band 26_Head Left Cheek_Middle_1RB**DUT: Multi-mode Advanced; Type: PDC760 UxB1; Serial: 17031300820**

Communication System: Generic FDD-LTE; Frequency: 819 MHz; Duty Cycle: 1:1
Medium parameters used: $f = 819$ MHz; $\sigma = 0.89$ S/m; $\epsilon_r = 40.751$; $\rho = 1000$ kg/m³ ;
Phantom section: Left Section

DASY5 Configuration:

- Probe: EX3DV4 - SN7441; ConvF(10.22, 10.22, 10.22); Calibrated: 2016/11/15;
- Sensor-Surface: 1.4mm (Mechanical Surface Detection)
- Electronics: DAE3 Sn379; Calibrated: 2016/10/4
- Phantom: SAM 1; Type: QD000P40CC; Serial: TP:1412
- Measurement SW: DASY52, Version 52.8 (8);

Area Scan (71x111x1): Interpolated grid: dx=1.500 mm, dy=1.500 mm

Maximum value of SAR (interpolated) = 0.212 W/kg


Zoom Scan (5x5x7)/Cube 0: Measurement grid: dx=8mm, dy=8mm, dz=5mm

Reference Value = 5.039 V/m; Power Drift = 0.09 dB

Peak SAR (extrapolated) = 0.224 W/kg

SAR(1 g) = 0.173 W/kg; SAR(10 g) = 0.126 W/kg

Maximum value of SAR (measured) = 0.206 W/kg



0 dB = 0.206 W/kg = -6.86 dBW/kg

Test Plot 108#: LTE Band 26_Head Left Cheek_Middle_50%RB**DUT: Multi-mode Advanced; Type: PDC760 UxB1; Serial: 17031300820**

Communication System: Generic FDD-LTE; Frequency: 819 MHz; Duty Cycle: 1:1
Medium parameters used: $f = 819$ MHz; $\sigma = 0.89$ S/m; $\epsilon_r = 40.751$; $\rho = 1000$ kg/m³ ;
Phantom section: Left Section

DASY5 Configuration:

- Probe: EX3DV4 - SN7441; ConvF(10.22, 10.22, 10.22); Calibrated: 2016/11/15;
- Sensor-Surface: 1.4mm (Mechanical Surface Detection)
- Electronics: DAE3 Sn379; Calibrated: 2016/10/4
- Phantom: SAM 1; Type: QD000P40CC; Serial: TP:1412
- Measurement SW: DASY52, Version 52.8 (8);

Area Scan (71x111x1): Interpolated grid: dx=1.500 mm, dy=1.500 mm

Maximum value of SAR (interpolated) = 0.165 W/kg


Zoom Scan (5x5x7)/Cube 0: Measurement grid: dx=8mm, dy=8mm, dz=5mm

Reference Value = 4.538 V/m; Power Drift = 0.16 dB

Peak SAR (extrapolated) = 0.181 W/kg

SAR(1 g) = 0.138 W/kg; SAR(10 g) = 0.102 W/kg

Maximum value of SAR (measured) = 0.168 W/kg



0 dB = 0.168 W/kg = -7.75 dBW/kg

Test Plot 109#: LTE Band 26_Head Left Tilt_Middle_1RB**DUT: Multi-mode Advanced; Type: PDC760 UxB1; Serial: 17031300820**

Communication System: Generic FDD-LTE; Frequency: 819 MHz; Duty Cycle: 1:1
Medium parameters used: $f = 819$ MHz; $\sigma = 0.89$ S/m; $\epsilon_r = 40.751$; $\rho = 1000$ kg/m³ ;
Phantom section: Left Section

DASY5 Configuration:

- Probe: EX3DV4 - SN7441; ConvF(10.22, 10.22, 10.22); Calibrated: 2016/11/15;
- Sensor-Surface: 1.4mm (Mechanical Surface Detection)
- Electronics: DAE3 Sn379; Calibrated: 2016/10/4
- Phantom: SAM 1; Type: QD000P40CC; Serial: TP:1412
- Measurement SW: DASY52, Version 52.8 (8);

Area Scan (71x111x1): Interpolated grid: dx=1.500 mm, dy=1.500 mm

Maximum value of SAR (interpolated) = 0.0734 W/kg

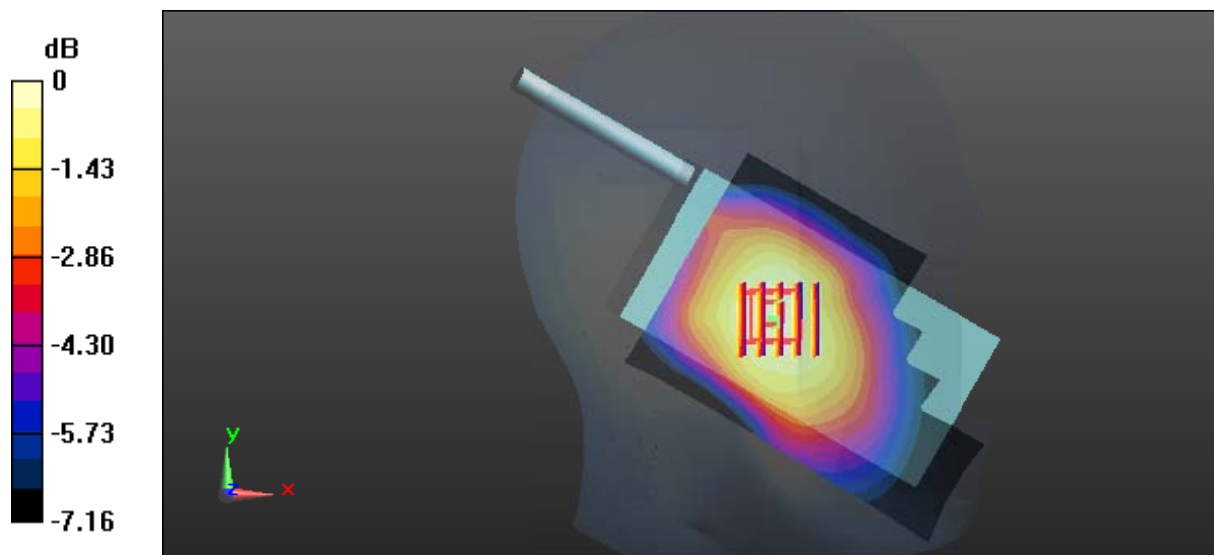
Zoom Scan (5x5x7)/Cube 0: Measurement grid: dx=8mm, dy=8mm, dz=5mm

Reference Value = 7.058 V/m; Power Drift = 0.10 dB

Peak SAR (extrapolated) = 0.0780 W/kg

SAR(1 g) = 0.065 W/kg; SAR(10 g) = 0.052 W/kg

Maximum value of SAR (measured) = 0.0739 W/kg



0 dB = 0.0739 W/kg = -11.31 dBW/kg

Test Plot 110#: LTE Band 26_Head Left Tilt_Middle_50%RB**DUT: Multi-mode Advanced; Type: PDC760 UxB1; Serial: 17031300820**

Communication System: Generic FDD-LTE; Frequency: 819 MHz; Duty Cycle: 1:1
Medium parameters used: $f = 819$ MHz; $\sigma = 0.89$ S/m; $\epsilon_r = 40.751$; $\rho = 1000$ kg/m³ ;
Phantom section: Left Section

DASY5 Configuration:

- Probe: EX3DV4 - SN7441; ConvF(10.22, 10.22, 10.22); Calibrated: 2016/11/15;
- Sensor-Surface: 1.4mm (Mechanical Surface Detection)
- Electronics: DAE3 Sn379; Calibrated: 2016/10/4
- Phantom: SAM 1; Type: QD000P40CC; Serial: TP:1412
- Measurement SW: DASY52, Version 52.8 (8);

Area Scan (71x111x1): Interpolated grid: dx=1.500 mm, dy=1.500 mm

Maximum value of SAR (interpolated) = 0.0603 W/kg


Zoom Scan (5x5x7)/Cube 0: Measurement grid: dx=8mm, dy=8mm, dz=5mm

Reference Value = 6.288 V/m; Power Drift = -0.02 dB

Peak SAR (extrapolated) = 0.0630 W/kg

SAR(1 g) = 0.052 W/kg; SAR(10 g) = 0.042 W/kg

Maximum value of SAR (measured) = 0.0594 W/kg



0 dB = 0.0594 W/kg = -12.26 dBW/kg

Test Plot 111#: LTE Band 26_Head Right Cheek_Middle_1RB

DUT: Multi-mode Advanced; Type: PDC760 UxB1; Serial: 17031300820

Communication System: Generic FDD-LTE; Frequency: 819 MHz; Duty Cycle: 1:1
 Medium parameters used: $f = 819 \text{ MHz}$; $\sigma = 0.89 \text{ S/m}$; $\epsilon_r = 40.751$; $\rho = 1000 \text{ kg/m}^3$;
 Phantom section: Right Section

DASY5 Configuration:

- Probe: EX3DV4 - SN7441; ConvF(10.22, 10.22, 10.22); Calibrated: 2016/11/15;
- Sensor-Surface: 1.4mm (Mechanical Surface Detection)
- Electronics: DAE3 Sn379; Calibrated: 2016/10/4
- Phantom: SAM 1; Type: QD000P40CC; Serial: TP:1412
- Measurement SW: DASY52, Version 52.8 (8);

Area Scan (71x111x1): Interpolated grid: $dx=1.500 \text{ mm}$, $dy=1.500 \text{ mm}$

Maximum value of SAR (interpolated) = 0.523 W/kg


Zoom Scan (5x5x7)/Cube 0: Measurement grid: $dx=8\text{mm}$, $dy=8\text{mm}$, $dz=5\text{mm}$

Reference Value = 11.73 V/m; Power Drift = -0.06 dB

Peak SAR (extrapolated) = 0.566 W/kg

SAR(1 g) = 0.380 W/kg; SAR(10 g) = 0.257 W/kg

Maximum value of SAR (measured) = 0.502 W/kg



0 dB = 0.502 W/kg = -2.99 dBW/kg

Test Plot 112#: LTE Band 26_Head Right Cheek_Middle_50%RB**DUT: Multi-mode Advanced; Type: PDC760 UxB1; Serial: 17031300820**

Communication System: Generic FDD-LTE; Frequency: 819 MHz; Duty Cycle: 1:1
Medium parameters used: $f = 819$ MHz; $\sigma = 0.89$ S/m; $\epsilon_r = 40.751$; $\rho = 1000$ kg/m³ ;
Phantom section: Right Section

DASY5 Configuration:

- Probe: EX3DV4 - SN7441; ConvF(10.22, 10.22, 10.22); Calibrated: 2016/11/15;
- Sensor-Surface: 1.4mm (Mechanical Surface Detection)
- Electronics: DAE3 Sn379; Calibrated: 2016/10/4
- Phantom: SAM 1; Type: QD000P40CC; Serial: TP:1412
- Measurement SW: DASY52, Version 52.8 (8);

Area Scan (71x111x1): Interpolated grid: dx=1.500 mm, dy=1.500 mm

Maximum value of SAR (interpolated) = 0.416 W/kg


Zoom Scan (5x5x7)/Cube 0: Measurement grid: dx=8mm, dy=8mm, dz=5mm

Reference Value = 10.22 V/m; Power Drift = 0.13 dB

Peak SAR (extrapolated) = 0.448 W/kg

SAR(1 g) = 0.305 W/kg; SAR(10 g) = 0.207 W/kg

Maximum value of SAR (measured) = 0.400 W/kg



0 dB = 0.400 W/kg = -3.98 dBW/kg

Test Plot 113#: LTE Band 26_Head Right Tilt_Middle_1RB**DUT: Multi-mode Advanced; Type: PDC760 UxB1; Serial: 17031300820**

Communication System: Generic FDD-LTE; Frequency: 819 MHz; Duty Cycle: 1:1
Medium parameters used: $f = 819$ MHz; $\sigma = 0.89$ S/m; $\epsilon_r = 40.751$; $\rho = 1000$ kg/m³ ;
Phantom section: Right Section

DASY5 Configuration:

- Probe: EX3DV4 - SN7441; ConvF(10.22, 10.22, 10.22); Calibrated: 2016/11/15;
- Sensor-Surface: 1.4mm (Mechanical Surface Detection)
- Electronics: DAE3 Sn379; Calibrated: 2016/10/4
- Phantom: SAM 1; Type: QD000P40CC; Serial: TP:1412
- Measurement SW: DASY52, Version 52.8 (8);

Area Scan (71x111x1): Interpolated grid: dx=1.500 mm, dy=1.500 mm

Maximum value of SAR (interpolated) = 0.0804 W/kg


Zoom Scan (5x5x7)/Cube 0: Measurement grid: dx=8mm, dy=8mm, dz=5mm

Reference Value = 7.586 V/m; Power Drift = -0.15 dB

Peak SAR (extrapolated) = 0.0820 W/kg

SAR(1 g) = 0.067 W/kg; SAR(10 g) = 0.054 W/kg

Maximum value of SAR (measured) = 0.0770 W/kg



0 dB = 0.0770 W/kg = -11.14 dBW/kg

Test Plot 114#: LTE Band 26_Head Right Tilt_Middle_50%RB**DUT: Multi-mode Advanced; Type: PDC760 UxB1; Serial: 17031300820**

Communication System: Generic FDD-LTE; Frequency: 819 MHz; Duty Cycle: 1:1
Medium parameters used: $f = 819$ MHz; $\sigma = 0.89$ S/m; $\epsilon_r = 40.751$; $\rho = 1000$ kg/m³ ;
Phantom section: Right Section

DASY5 Configuration:

- Probe: EX3DV4 - SN7441; ConvF(10.22, 10.22, 10.22); Calibrated: 2016/11/15;
- Sensor-Surface: 1.4mm (Mechanical Surface Detection)
- Electronics: DAE3 Sn379; Calibrated: 2016/10/4
- Phantom: SAM 1; Type: QD000P40CC; Serial: TP:1412
- Measurement SW: DASY52, Version 52.8 (8);

Area Scan (71x111x1): Interpolated grid: dx=1.500 mm, dy=1.500 mm

Maximum value of SAR (interpolated) = 0.0629 W/kg


Zoom Scan (5x5x7)/Cube 0: Measurement grid: dx=8mm, dy=8mm, dz=5mm

Reference Value = 6.805 V/m; Power Drift = -0.12 dB

Peak SAR (extrapolated) = 0.0660 W/kg

SAR(1 g) = 0.054 W/kg; SAR(10 g) = 0.044 W/kg

Maximum value of SAR (measured) = 0.0624 W/kg



0 dB = 0.0624 W/kg = -12.05 dBW/kg

Test Plot 115#: LTE Band 26_Face Up_Middle_1RB

DUT: Multi-mode Advanced; Type: PDC760 UxB1; Serial: 17031300820

Communication System: Generic FDD-LTE; Frequency: 819 MHz; Duty Cycle: 1:1
 Medium parameters used: $f = 819 \text{ MHz}$; $\sigma = 0.915 \text{ S/m}$; $\epsilon_r = 40.717$; $\rho = 1000 \text{ kg/m}^3$;
 Phantom section: Right Section

DASY5 Configuration:

- Probe: EX3DV4 - SN7441; ConvF(10.22, 10.22, 10.22); Calibrated: 2016/11/15;
- Sensor-Surface: 1.4mm (Mechanical Surface Detection)
- Electronics: DAE3 Sn379; Calibrated: 2016/10/4
- Phantom: Triple Flat Phantom 5.1C; Type: QD 000 P51 CA; Serial: 1130
- Measurement SW: DASY52, Version 52.8 (8);

Area Scan (111x71x1): Interpolated grid: $dx=1.500 \text{ mm}$, $dy=1.500 \text{ mm}$

Maximum value of SAR (interpolated) = 0.236 W/kg


Zoom Scan (5x5x7)/Cube 0: Measurement grid: $dx=8\text{mm}$, $dy=8\text{mm}$, $dz=5\text{mm}$

Reference Value = 14.04 V/m; Power Drift = -0.19 dB

Peak SAR (extrapolated) = 0.256 W/kg

SAR(1 g) = 0.188 W/kg; SAR(10 g) = 0.142 W/kg

Maximum value of SAR (measured) = 0.232 W/kg



0 dB = 0.232 W/kg = -6.35 dBW/kg

Test Plot 116#: LTE Band 26_ Face Up _Middle_50%RB

DUT: Multi-mode Advanced; Type: PDC760 UxB1; Serial: 17031300820

Communication System: Generic FDD-LTE; Frequency: 819 MHz; Duty Cycle: 1:1
 Medium parameters used: $f = 819 \text{ MHz}$; $\sigma = 0.915 \text{ S/m}$; $\epsilon_r = 40.717$; $\rho = 1000 \text{ kg/m}^3$;
 Phantom section: Right Section

DASY5 Configuration:

- Probe: EX3DV4 - SN7441; ConvF(10.22, 10.22, 10.22); Calibrated: 2016/11/15;
- Sensor-Surface: 1.4mm (Mechanical Surface Detection)
- Electronics: DAE3 Sn379; Calibrated: 2016/10/4
- Phantom: Triple Flat Phantom 5.1C; Type: QD 000 P51 CA; Serial: 1130
- Measurement SW: DASY52, Version 52.8 (8);

Area Scan (111x71x1): Interpolated grid: $dx=1.500 \text{ mm}$, $dy=1.500 \text{ mm}$

Maximum value of SAR (interpolated) = 0.195 W/kg

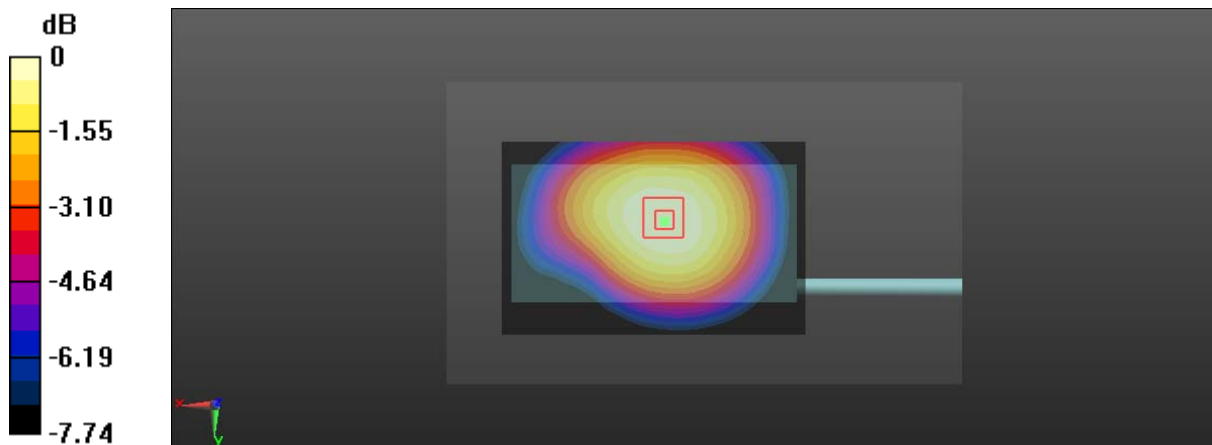
Zoom Scan (5x5x7)/Cube 0: Measurement grid: $dx=8\text{mm}$, $dy=8\text{mm}$, $dz=5\text{mm}$

Reference Value = 12.29 V/m; Power Drift = 0.03 dB

Peak SAR (extrapolated) = 0.212 W/kg

SAR(1 g) = 0.157 W/kg; SAR(10 g) = 0.119 W/kg

Maximum value of SAR (measured) = 0.192 W/kg



0 dB = 0.192 W/kg = -7.17 dBW/kg

Test Plot 117#: LTE Band 26_Body Front_Middle_1RB

DUT: Multi-mode Advanced; Type: PDC760 UxB1; Serial: 17031300820

Communication System: Generic FDD-LTE; Frequency: 819 MHz; Duty Cycle: 1:1
 Medium parameters used: $f = 819 \text{ MHz}$; $\sigma = 0.976 \text{ S/m}$; $\epsilon_r = 55.01$; $\rho = 1000 \text{ kg/m}^3$;
 Phantom section: Right Section

DASY5 Configuration:

- Probe: EX3DV4 - SN7441; ConvF(9.85, 9.85, 9.85); Calibrated: 2016/11/15;
- Sensor-Surface: 1.4mm (Mechanical Surface Detection)
- Electronics: DAE3 Sn379; Calibrated: 2016/10/4
- Phantom: Triple Flat Phantom 5.1C; Type: QD 000 P51 CA; Serial: 1130
- Measurement SW: DASY52, Version 52.8 (8);

Area Scan (111x71x1): Interpolated grid: $dx=1.500 \text{ mm}$, $dy=1.500 \text{ mm}$

Maximum value of SAR (interpolated) = 0.241 W/kg


Zoom Scan (5x5x7)/Cube 0: Measurement grid: $dx=8\text{mm}$, $dy=8\text{mm}$, $dz=5\text{mm}$

Reference Value = 14.60 V/m; Power Drift = -0.03 dB

Peak SAR (extrapolated) = 0.274 W/kg

SAR(1 g) = 0.193 W/kg; SAR(10 g) = 0.153 W/kg

Maximum value of SAR (measured) = 0.239 W/kg



0 dB = 0.239 W/kg = -6.22 dBW/kg

Test Plot 118#: LTE Band 26_Body Front_Middle_50%RB**DUT: Multi-mode Advanced; Type: PDC760 UxB1; Serial: 17031300820**

Communication System: Generic FDD-LTE; Frequency: 819 MHz; Duty Cycle: 1:1
Medium parameters used: $f = 819$ MHz; $\sigma = 0.976$ S/m; $\epsilon_r = 55.01$; $\rho = 1000$ kg/m³ ;
Phantom section: Right Section

DASY5 Configuration:

- Probe: EX3DV4 - SN7441; ConvF(9.85, 9.85, 9.85); Calibrated: 2016/11/15;
- Sensor-Surface: 1.4mm (Mechanical Surface Detection)
- Electronics: DAE3 Sn379; Calibrated: 2016/10/4
- Phantom: Triple Flat Phantom 5.1C; Type: QD 000 P51 CA; Serial: 1130
- Measurement SW: DASY52, Version 52.8 (8);

Area Scan (111x71x1): Interpolated grid: dx=1.500 mm, dy=1.500 mm

Maximum value of SAR (interpolated) = 0.201 W/kg

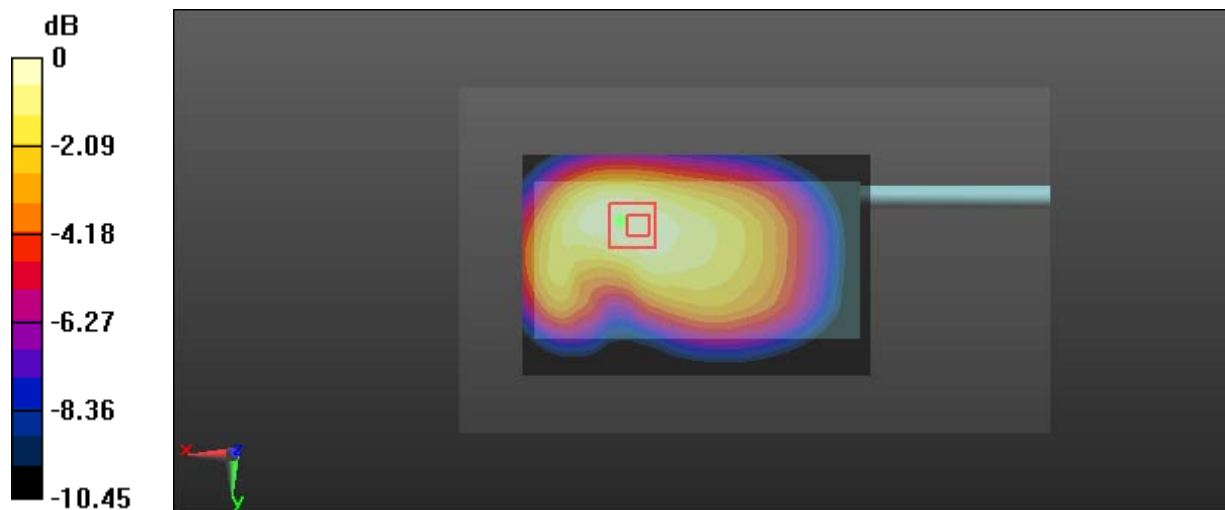
Zoom Scan (5x5x7)/Cube 0: Measurement grid: dx=8mm, dy=8mm, dz=5mm

Reference Value = 11.56 V/m; Power Drift = 0.03 dB

Peak SAR (extrapolated) = 0.223 W/kg

SAR(1 g) = 0.164 W/kg; SAR(10 g) = 0.121 W/kg

Maximum value of SAR (measured) = 0.199 W/kg



0 dB = 0.199 W/kg = -7.01 dBW/kg

Test Plot 119#: LTE Band 26_Body Back_Middle_1RB**DUT: Multi-mode Advanced; Type: PDC760 UxB1; Serial: 17031300820**

Communication System: Generic FDD-LTE; Frequency: 819 MHz; Duty Cycle: 1:1
Medium parameters used: $f = 819$ MHz; $\sigma = 0.976$ S/m; $\epsilon_r = 55.01$; $\rho = 1000$ kg/m³ ;
Phantom section: Right Section

DASY5 Configuration:

- Probe: EX3DV4 - SN7441; ConvF(9.85, 9.85, 9.85); Calibrated: 2016/11/15;
- Sensor-Surface: 1.4mm (Mechanical Surface Detection)
- Electronics: DAE3 Sn379; Calibrated: 2016/10/4
- Phantom: Triple Flat Phantom 5.1C; Type: QD 000 P51 CA; Serial: 1130
- Measurement SW: DASY52, Version 52.8 (8);

Area Scan (111x71x1): Interpolated grid: dx=1.500 mm, dy=1.500 mm

Maximum value of SAR (interpolated) = 0.131 W/kg


Zoom Scan (5x5x7)/Cube 0: Measurement grid: dx=8mm, dy=8mm, dz=5mm

Reference Value = 9.344 V/m; Power Drift = -0.07 dB

Peak SAR (extrapolated) = 0.150 W/kg

SAR(1 g) = 0.114 W/kg; SAR(10 g) = 0.086 W/kg

Maximum value of SAR (measured) = 0.138 W/kg



Test Plot 120#: LTE Band 26_Body Back_Middle_50%RB

DUT: Multi-mode Advanced; Type: PDC760 UxB1; Serial: 17031300820

Communication System: Generic FDD-LTE; Frequency: 819 MHz; Duty Cycle: 1:1
 Medium parameters used: $f = 819 \text{ MHz}$; $\sigma = 0.976 \text{ S/m}$; $\epsilon_r = 55.01$; $\rho = 1000 \text{ kg/m}^3$;
 Phantom section: Right Section

DASY5 Configuration:

- Probe: EX3DV4 - SN7441; ConvF(9.85, 9.85, 9.85); Calibrated: 2016/11/15;
- Sensor-Surface: 1.4mm (Mechanical Surface Detection)
- Electronics: DAE3 Sn379; Calibrated: 2016/10/4
- Phantom: Triple Flat Phantom 5.1C; Type: QD 000 P51 CA; Serial: 1130
- Measurement SW: DASY52, Version 52.8 (8);

Area Scan (111x71x1): Interpolated grid: $dx=1.500 \text{ mm}$, $dy=1.500 \text{ mm}$

Maximum value of SAR (interpolated) = 0.106 W/kg


Zoom Scan (5x5x7)/Cube 0: Measurement grid: $dx=8\text{mm}$, $dy=8\text{mm}$, $dz=5\text{mm}$

Reference Value = 8.103 V/m; Power Drift = -0.20 dB

Peak SAR (extrapolated) = 0.113 W/kg

SAR(1 g) = 0.087 W/kg; SAR(10 g) = 0.066 W/kg

Maximum value of SAR (measured) = 0.105 W/kg



0 dB = 0.105 W/kg = -9.79 dBW/kg

Test Plot 121#: LTE Band 26_Body Left_Middle_1RB

DUT: Multi-mode Advanced; Type: PDC760 UxB1; Serial: 17031300820

Communication System: Generic FDD-LTE; Frequency: 819 MHz; Duty Cycle: 1:1
 Medium parameters used: $f = 819 \text{ MHz}$; $\sigma = 0.976 \text{ S/m}$; $\epsilon_r = 55.01$; $\rho = 1000 \text{ kg/m}^3$;
 Phantom section: Right Section

DASY5 Configuration:

- Probe: EX3DV4 - SN7441; ConvF(9.85, 9.85, 9.85); Calibrated: 2016/11/15;
- Sensor-Surface: 1.4mm (Mechanical Surface Detection)
- Electronics: DAE3 Sn379; Calibrated: 2016/10/4
- Phantom: Triple Flat Phantom 5.1C; Type: QD 000 P51 CA; Serial: 1130
- Measurement SW: DASY52, Version 52.8 (8);

Area Scan (111x61x1): Interpolated grid: $dx=1.500 \text{ mm}$, $dy=1.500 \text{ mm}$

Maximum value of SAR (interpolated) = 0.172 W/kg


Zoom Scan (5x5x7)/Cube 0: Measurement grid: $dx=8\text{mm}$, $dy=8\text{mm}$, $dz=5\text{mm}$

Reference Value = 11.45 V/m ; Power Drift = -0.04 dB

Peak SAR (extrapolated) = 0.190 W/kg

SAR(1 g) = 0.138 W/kg ; SAR(10 g) = 0.099 W/kg

Maximum value of SAR (measured) = 0.173 W/kg



$0 \text{ dB} = 0.173 \text{ W/kg} = -7.62 \text{ dBW/kg}$

Test Plot 122#: LTE Band 26_Body Left_Middle_50%RB

DUT: Multi-mode Advanced; Type: PDC760 UxB1; Serial: 17031300820

Communication System: Generic FDD-LTE; Frequency: 819 MHz; Duty Cycle: 1:1
 Medium parameters used: $f = 819 \text{ MHz}$; $\sigma = 0.976 \text{ S/m}$; $\epsilon_r = 55.01$; $\rho = 1000 \text{ kg/m}^3$;
 Phantom section: Right Section

DASY5 Configuration:

- Probe: EX3DV4 - SN7441; ConvF(9.85, 9.85, 9.85); Calibrated: 2016/11/15;
- Sensor-Surface: 1.4mm (Mechanical Surface Detection)
- Electronics: DAE3 Sn379; Calibrated: 2016/10/4
- Phantom: Triple Flat Phantom 5.1C; Type: QD 000 P51 CA; Serial: 1130
- Measurement SW: DASY52, Version 52.8 (8);

Area Scan (111x61x1): Interpolated grid: $dx=1.500 \text{ mm}$, $dy=1.500 \text{ mm}$

Maximum value of SAR (interpolated) = 0.124 W/kg

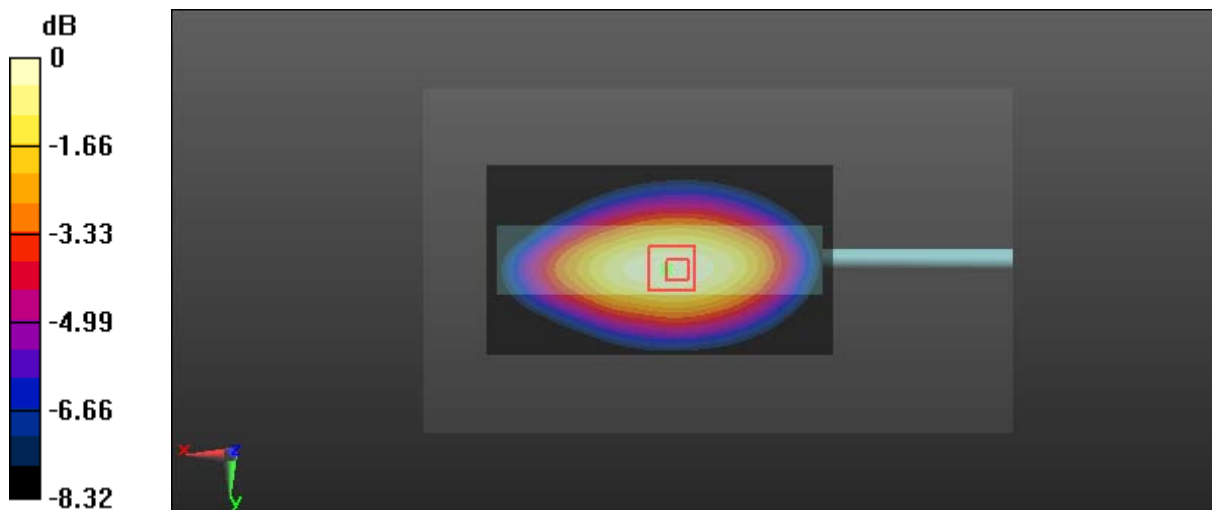
Zoom Scan (5x5x7)/Cube 0: Measurement grid: $dx=8\text{mm}$, $dy=8\text{mm}$, $dz=5\text{mm}$

Reference Value = 9.739 V/m ; Power Drift = 0.11 dB

Peak SAR (extrapolated) = 0.140 W/kg

SAR(1 g) = 0.101 W/kg ; SAR(10 g) = 0.073 W/kg

Maximum value of SAR (measured) = 0.127 W/kg



0 dB = 0.127 W/kg = -8.96 dBW/kg

Test Plot 123#: LTE Band 26_Body Right_Middle_1RB**DUT: Multi-mode Advanced; Type: PDC760 UxB1; Serial: 17031300820**

Communication System: Generic FDD-LTE; Frequency: 819 MHz; Duty Cycle: 1:1
Medium parameters used: $f = 819$ MHz; $\sigma = 0.976$ S/m; $\epsilon_r = 55.01$; $\rho = 1000$ kg/m³ ;
Phantom section: Right Section

DASY5 Configuration:

- Probe: EX3DV4 - SN7441; ConvF(9.85, 9.85, 9.85); Calibrated: 2016/11/15;
- Sensor-Surface: 1.4mm (Mechanical Surface Detection)
- Electronics: DAE3 Sn379; Calibrated: 2016/10/4
- Phantom: Triple Flat Phantom 5.1C; Type: QD 000 P51 CA; Serial: 1130
- Measurement SW: DASY52, Version 52.8 (8);

Area Scan (111x61x1): Interpolated grid: dx=1.500 mm, dy=1.500 mm

Maximum value of SAR (interpolated) = 0.303 W/kg


Zoom Scan (5x5x7)/Cube 0: Measurement grid: dx=8mm, dy=8mm, dz=5mm

Reference Value = 14.78 V/m; Power Drift = -0.02 dB

Peak SAR (extrapolated) = 0.333 W/kg

SAR(1 g) = 0.236 W/kg; SAR(10 g) = 0.168 W/kg

Maximum value of SAR (measured) = 0.300 W/kg



0 dB = 0.300 W/kg = -5.23 dBW/kg

Test Plot 124#: LTE Band 26_Body Right_Middle_50%RB**DUT: Multi-mode Advanced; Type: PDC760 UxB1; Serial: 17031300820**

Communication System: Generic FDD-LTE; Frequency: 819 MHz; Duty Cycle: 1:1
Medium parameters used: $f = 819$ MHz; $\sigma = 0.976$ S/m; $\epsilon_r = 55.01$; $\rho = 1000$ kg/m³ ;
Phantom section: Right Section

DASY5 Configuration:

- Probe: EX3DV4 - SN7441; ConvF(9.85, 9.85, 9.85); Calibrated: 2016/11/15;
- Sensor-Surface: 1.4mm (Mechanical Surface Detection)
- Electronics: DAE3 Sn379; Calibrated: 2016/10/4
- Phantom: Triple Flat Phantom 5.1C; Type: QD 000 P51 CA; Serial: 1130
- Measurement SW: DASY52, Version 52.8 (8);

Area Scan (111x61x1): Interpolated grid: dx=1.500 mm, dy=1.500 mm

Maximum value of SAR (interpolated) = 0.222 W/kg


Zoom Scan (5x5x7)/Cube 0: Measurement grid: dx=8mm, dy=8mm, dz=5mm

Reference Value = 12.80 V/m; Power Drift = 0.01 dB

Peak SAR (extrapolated) = 0.246 W/kg

SAR(1 g) = 0.173 W/kg; SAR(10 g) = 0.122 W/kg

Maximum value of SAR (measured) = 0.223 W/kg



0 dB = 0.223 W/kg = -6.52 dBW/kg

Test Plot 125#: LTE Band 26_Body Bottom_Middle_1RB**DUT: Multi-mode Advanced; Type: PDC760 UxB1; Serial: 17031300820**

Communication System: Generic FDD-LTE; Frequency: 819 MHz; Duty Cycle: 1:1
Medium parameters used: $f = 819$ MHz; $\sigma = 0.976$ S/m; $\epsilon_r = 55.01$; $\rho = 1000$ kg/m³ ;
Phantom section: Right Section

DASY5 Configuration:

- Probe: EX3DV4 - SN7441; ConvF(9.85, 9.85, 9.85); Calibrated: 2016/11/15;
- Sensor-Surface: 1.4mm (Mechanical Surface Detection)
- Electronics: DAE3 Sn379; Calibrated: 2016/10/4
- Phantom: Triple Flat Phantom 5.1C; Type: QD 000 P51 CA; Serial: 1130
- Measurement SW: DASY52, Version 52.8 (8);

Area Scan (71x51x1): Interpolated grid: dx=1.500 mm, dy=1.500 mm

Maximum value of SAR (interpolated) = 0.211 W/kg


Zoom Scan (5x5x7)/Cube 0: Measurement grid: dx=8mm, dy=8mm, dz=5mm

Reference Value = 12.08 V/m; Power Drift = 0.01 dB

Peak SAR (extrapolated) = 0.251 W/kg

SAR(1 g) = 0.134 W/kg; SAR(10 g) = 0.074 W/kg

Maximum value of SAR (measured) = 0.208 W/kg



0 dB = 0.208 W/kg = -6.82 dBW/kg

Test Plot 126#: LTE Band 26_Body Bottom_Middle_50%RB**DUT: Multi-mode Advanced; Type: PDC760 UxB1; Serial: 17031300820**

Communication System: Generic FDD-LTE; Frequency: 819 MHz; Duty Cycle: 1:1
Medium parameters used: $f = 819$ MHz; $\sigma = 0.976$ S/m; $\epsilon_r = 55.01$; $\rho = 1000$ kg/m³ ;
Phantom section: Right Section

DASY5 Configuration:

- Probe: EX3DV4 - SN7441; ConvF(9.85, 9.85, 9.85); Calibrated: 2016/11/15;
- Sensor-Surface: 1.4mm (Mechanical Surface Detection)
- Electronics: DAE3 Sn379; Calibrated: 2016/10/4
- Phantom: Triple Flat Phantom 5.1C; Type: QD 000 P51 CA; Serial: 1130
- Measurement SW: DASY52, Version 52.8 (8);

Area Scan (71x51x1): Interpolated grid: dx=1.500 mm, dy=1.500 mm

Maximum value of SAR (interpolated) = 0.157 W/kg


Zoom Scan (5x5x7)/Cube 0: Measurement grid: dx=8mm, dy=8mm, dz=5mm

Reference Value = 10.81 V/m; Power Drift = 0.08 dB

Peak SAR (extrapolated) = 0.193 W/kg

SAR(1 g) = 0.104 W/kg; SAR(10 g) = 0.058 W/kg

Maximum value of SAR (measured) = 0.159 W/kg



0 dB = 0.159 W/kg = -7.99 dBW/kg

Test Plot 127#: LTE Band 38_Head Left Cheek_Middle_1RB

DUT: Multi-mode Advanced; Type: PDC760 UxB1; Serial: 17031300820

Communication System: Generic TDD-LTE; Frequency: 2595 MHz; Duty Cycle: 1:1.58
 Medium parameters used: $f = 2595$ MHz; $\sigma = 1.905$ S/m; $\epsilon_r = 40.261$; $\rho = 1000$ kg/m³ ;
 Phantom section: Left Section


DASY5 Configuration:

- Probe: EX3DV4 - SN7441; ConvF(7.53, 7.53, 7.53); Calibrated: 2016/11/15;
- Sensor-Surface: 1.4mm (Mechanical Surface Detection)
- Electronics: DAE3 Sn379; Calibrated: 2016/10/4
- Phantom: SAM 1; Type: QD000P40CC; Serial: TP:1412
- Measurement SW: DASY52, Version 52.8 (8);

Area Scan (71x111x1): Interpolated grid: dx=1.500 mm, dy=1.500 mm
 Maximum value of SAR (interpolated) = 0.374 W/kg

Zoom Scan (5x5x7)/Cube 0: Measurement grid: dx=8mm, dy=8mm, dz=5mm
 Reference Value = 4.250 V/m; Power Drift = -0.02 dB
 Peak SAR (extrapolated) = 0.391 W/kg

SAR(1 g) = 0.223 W/kg; SAR(10 g) = 0.132 W/kg
 Maximum value of SAR (measured) = 0.317 W/kg



0 dB = 0.317 W/kg = -4.99 dBW/kg

Test Plot 128#: LTE Band 38_Head Left Cheek_Middle_50%RB

DUT: Multi-mode Advanced; Type: PDC760 UxB1; Serial: 17031300820

Communication System: Generic TDD-LTE; Frequency: 2595 MHz; Duty Cycle: 1:1.58
 Medium parameters used: $f = 2595$ MHz; $\sigma = 1.905$ S/m; $\epsilon_r = 40.261$; $\rho = 1000$ kg/m³ ;
 Phantom section: Left Section

DASY5 Configuration:

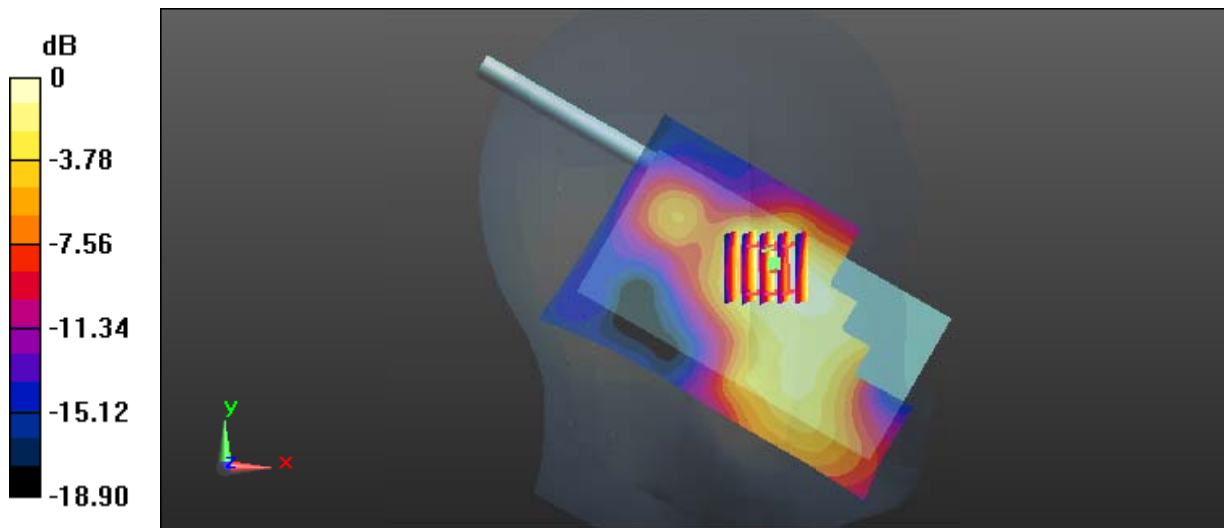
- Probe: EX3DV4 - SN7441; ConvF(7.53, 7.53, 7.53); Calibrated: 2016/11/15;
- Sensor-Surface: 1.4mm (Mechanical Surface Detection)
- Electronics: DAE3 Sn379; Calibrated: 2016/10/4
- Phantom: SAM 1; Type: QD000P40CC; Serial: TP:1412
- Measurement SW: DASY52, Version 52.8 (8);

Area Scan (71x111x1): Interpolated grid: dx=1.500 mm, dy=1.500 mm
 Maximum value of SAR (interpolated) = 0.335 W/kg

Zoom Scan (5x5x7)/Cube 0: Measurement grid: dx=8mm, dy=8mm, dz=5mm
 Reference Value = 3.885 V/m; Power Drift = 0.12 dB
 Peak SAR (extrapolated) = 0.339 W/kg

SAR(1 g) = 0.194 W/kg; SAR(10 g) = 0.113 W/kg

Maximum value of SAR (measured) = 0.273 W/kg



0 dB = 0.273 W/kg = -5.64 dBW/kg

Test Plot 129#: LTE Band 38_Head Left Tilt_Middle_1RB

DUT: Multi-mode Advanced; Type: PDC760 UxB1; Serial: 17031300820

Communication System: Generic TDD-LTE; Frequency: 2595 MHz; Duty Cycle: 1:1.58
 Medium parameters used: $f = 2595 \text{ MHz}$; $\sigma = 1.905 \text{ S/m}$; $\epsilon_r = 40.261$; $\rho = 1000 \text{ kg/m}^3$;
 Phantom section: Left Section

DASY5 Configuration:

- Probe: EX3DV4 - SN7441; ConvF(7.53, 7.53, 7.53); Calibrated: 2016/11/15;
- Sensor-Surface: 1.4mm (Mechanical Surface Detection)
- Electronics: DAE3 Sn379; Calibrated: 2016/10/4
- Phantom: SAM 1; Type: QD000P40CC; Serial: TP:1412
- Measurement SW: DASY52, Version 52.8 (8);

Area Scan (71x111x1): Interpolated grid: $dx=1.500 \text{ mm}$, $dy=1.500 \text{ mm}$

Maximum value of SAR (interpolated) = 0.280 W/kg

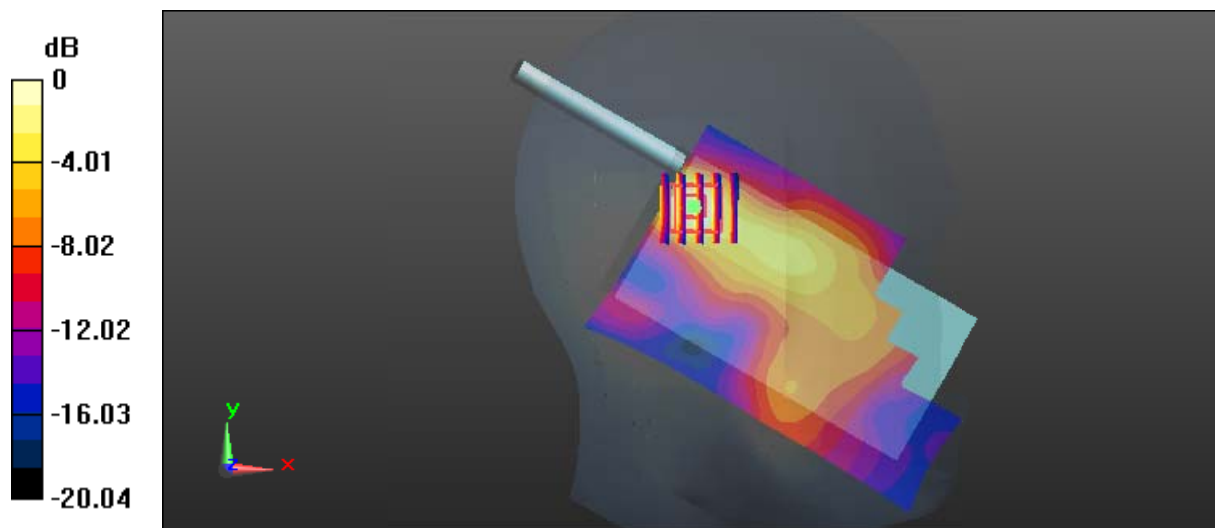
Zoom Scan (5x5x7)/Cube 0: Measurement grid: $dx=8\text{mm}$, $dy=8\text{mm}$, $dz=5\text{mm}$

Reference Value = 4.963 V/m; Power Drift = -0.18 dB

Peak SAR (extrapolated) = 0.320 W/kg

SAR(1 g) = 0.171 W/kg; SAR(10 g) = 0.085 W/kg

Maximum value of SAR (measured) = 0.263 W/kg



0 dB = 0.263 W/kg = -5.80 dBW/kg

Test Plot 130#: LTE Band 38_Head Left Tilt_Middle_50%RB

DUT: Multi-mode Advanced; Type: PDC760 UxB1; Serial: 17031300820

Communication System: Generic TDD-LTE; Frequency: 2595 MHz; Duty Cycle: 1:1.58
 Medium parameters used: $f = 2595 \text{ MHz}$; $\sigma = 1.905 \text{ S/m}$; $\epsilon_r = 40.261$; $\rho = 1000 \text{ kg/m}^3$;
 Phantom section: Left Section

DASY5 Configuration:

- Probe: EX3DV4 - SN7441; ConvF(7.53, 7.53, 7.53); Calibrated: 2016/11/15;
- Sensor-Surface: 1.4mm (Mechanical Surface Detection)
- Electronics: DAE3 Sn379; Calibrated: 2016/10/4
- Phantom: SAM 1; Type: QD000P40CC; Serial: TP:1412
- Measurement SW: DASY52, Version 52.8 (8);

Area Scan (71x111x1): Interpolated grid: $dx=1.500 \text{ mm}$, $dy=1.500 \text{ mm}$

Maximum value of SAR (interpolated) = 0.235 W/kg

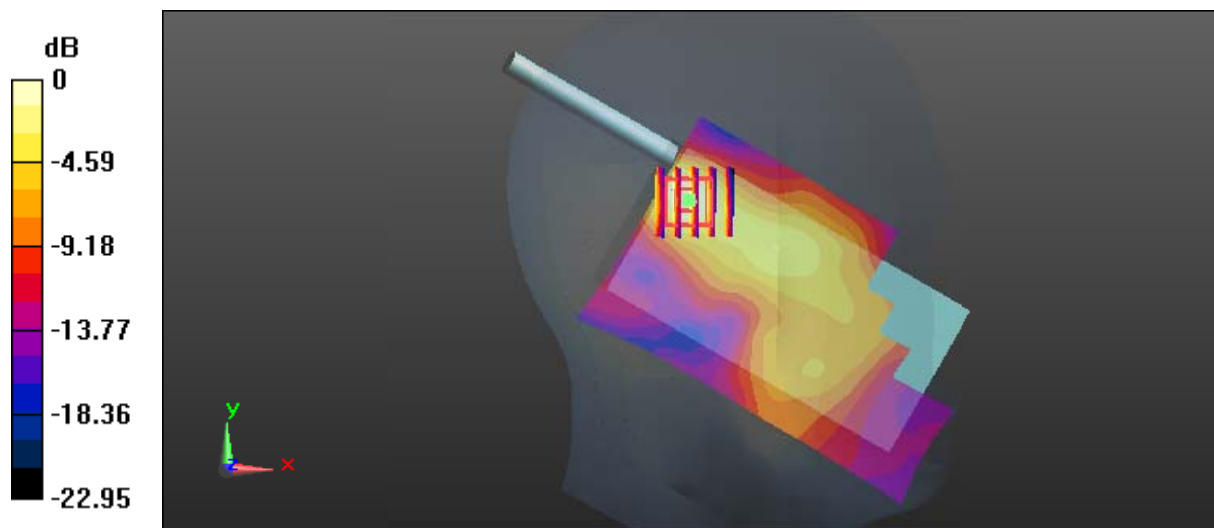
Zoom Scan (5x5x7)/Cube 0: Measurement grid: $dx=8\text{mm}$, $dy=8\text{mm}$, $dz=5\text{mm}$

Reference Value = 4.548 V/m; Power Drift = 0.01 dB

Peak SAR (extrapolated) = 0.278 W/kg

SAR(1 g) = 0.146 W/kg; SAR(10 g) = 0.072 W/kg

Maximum value of SAR (measured) = 0.223 W/kg



0 dB = 0.223 W/kg = -6.52 dBW/kg

Test Plot 131#: LTE Band 38_Head Right Cheek_Middle_1RB**DUT: Multi-mode Advanced; Type: PDC760 UxB1; Serial: 17031300820**

Communication System: Generic TDD-LTE; Frequency: 2595 MHz; Duty Cycle: 1:1.58
Medium parameters used: $f = 2595$ MHz; $\sigma = 1.905$ S/m; $\epsilon_r = 40.261$; $\rho = 1000$ kg/m³ ;
Phantom section: Right Section

DASY5 Configuration:

- Probe: EX3DV4 - SN7441; ConvF(7.53, 7.53, 7.53); Calibrated: 2016/11/15;
- Sensor-Surface: 1.4mm (Mechanical Surface Detection)
- Electronics: DAE3 Sn379; Calibrated: 2016/10/4
- Phantom: SAM 1; Type: QD000P40CC; Serial: TP:1412
- Measurement SW: DASY52, Version 52.8 (8);

Area Scan (71x111x1): Interpolated grid: dx=1.500 mm, dy=1.500 mm

Maximum value of SAR (interpolated) = 0.673 W/kg


Zoom Scan (5x5x7)/Cube 0: Measurement grid: dx=8mm, dy=8mm, dz=5mm

Reference Value = 3.155 V/m; Power Drift = -0.17 dB

Peak SAR (extrapolated) = 0.790 W/kg

SAR(1 g) = 0.444 W/kg; SAR(10 g) = 0.257 W/kg

Maximum value of SAR (measured) = 0.623 W/kg



0 dB = 0.623 W/kg = -2.06 dBW/kg

Test Plot 132#: LTE Band 38_Head Right Cheek_Middle_50%RB

DUT: Multi-mode Advanced; Type: PDC760 UxB1; Serial: 17031300820

Communication System: Generic TDD-LTE; Frequency: 2595 MHz; Duty Cycle: 1:1.58
 Medium parameters used: $f = 2595 \text{ MHz}$; $\sigma = 1.905 \text{ S/m}$; $\epsilon_r = 40.261$; $\rho = 1000 \text{ kg/m}^3$;
 Phantom section: Right Section

DASY5 Configuration:

- Probe: EX3DV4 - SN7441; ConvF(7.53, 7.53, 7.53); Calibrated: 2016/11/15;
- Sensor-Surface: 1.4mm (Mechanical Surface Detection)
- Electronics: DAE3 Sn379; Calibrated: 2016/10/4
- Phantom: SAM 1; Type: QD000P40CC; Serial: TP:1412
- Measurement SW: DASY52, Version 52.8 (8);

Area Scan (71x111x1): Interpolated grid: $dx=1.500 \text{ mm}$, $dy=1.500 \text{ mm}$

Maximum value of SAR (interpolated) = 0.537 W/kg


Zoom Scan (5x5x7)/Cube 0: Measurement grid: $dx=8\text{mm}$, $dy=8\text{mm}$, $dz=5\text{mm}$

Reference Value = 2.777 V/m; Power Drift = -0.19 dB

Peak SAR (extrapolated) = 0.629 W/kg

SAR(1 g) = 0.359 W/kg; SAR(10 g) = 0.206 W/kg

Maximum value of SAR (measured) = 0.500 W/kg



0 dB = 0.500 W/kg = -3.01 dBW/kg

Test Plot 133#: LTE Band 38_Head Right Tilt_Middle_1RB**DUT: Multi-mode Advanced; Type: PDC760 UxB1; Serial: 17031300820**

Communication System: Generic TDD-LTE; Frequency: 2595 MHz; Duty Cycle: 1:1.58
Medium parameters used: $f = 2595$ MHz; $\sigma = 1.905$ S/m; $\epsilon_r = 40.261$; $\rho = 1000$ kg/m³ ;
Phantom section: Right Section

DASY5 Configuration:

- Probe: EX3DV4 - SN7441; ConvF(7.53, 7.53, 7.53); Calibrated: 2016/11/15;
- Sensor-Surface: 1.4mm (Mechanical Surface Detection)
- Electronics: DAE3 Sn379; Calibrated: 2016/10/4
- Phantom: SAM 1; Type: QD000P40CC; Serial: TP:1412
- Measurement SW: DASY52, Version 52.8 (8);

Area Scan (71x111x1): Interpolated grid: dx=1.500 mm, dy=1.500 mm

Maximum value of SAR (interpolated) = 0.192 W/kg


Zoom Scan (5x5x7)/Cube 0: Measurement grid: dx=8mm, dy=8mm, dz=5mm

Reference Value = 4.285 V/m; Power Drift = 0.04 dB

Peak SAR (extrapolated) = 0.218 W/kg

SAR(1 g) = 0.118 W/kg; SAR(10 g) = 0.062 W/kg

Maximum value of SAR (measured) = 0.172 W/kg



Test Plot 134#: LTE Band 38_Head Right Tilt_Middle_50%RB**DUT: Multi-mode Advanced; Type: PDC760 UxB1; Serial: 17031300820**

Communication System: Generic TDD-LTE; Frequency: 2595 MHz; Duty Cycle: 1:1.58
Medium parameters used: $f = 2595$ MHz; $\sigma = 1.905$ S/m; $\epsilon_r = 40.261$; $\rho = 1000$ kg/m³ ;
Phantom section: Right Section

DASY5 Configuration:

- Probe: EX3DV4 - SN7441; ConvF(7.53, 7.53, 7.53); Calibrated: 2016/11/15;
- Sensor-Surface: 1.4mm (Mechanical Surface Detection)
- Electronics: DAE3 Sn379; Calibrated: 2016/10/4
- Phantom: SAM 1; Type: QD000P40CC; Serial: TP:1412
- Measurement SW: DASY52, Version 52.8 (8);

Area Scan (71x111x1): Interpolated grid: dx=1.500 mm, dy=1.500 mm

Maximum value of SAR (interpolated) = 0.161 W/kg

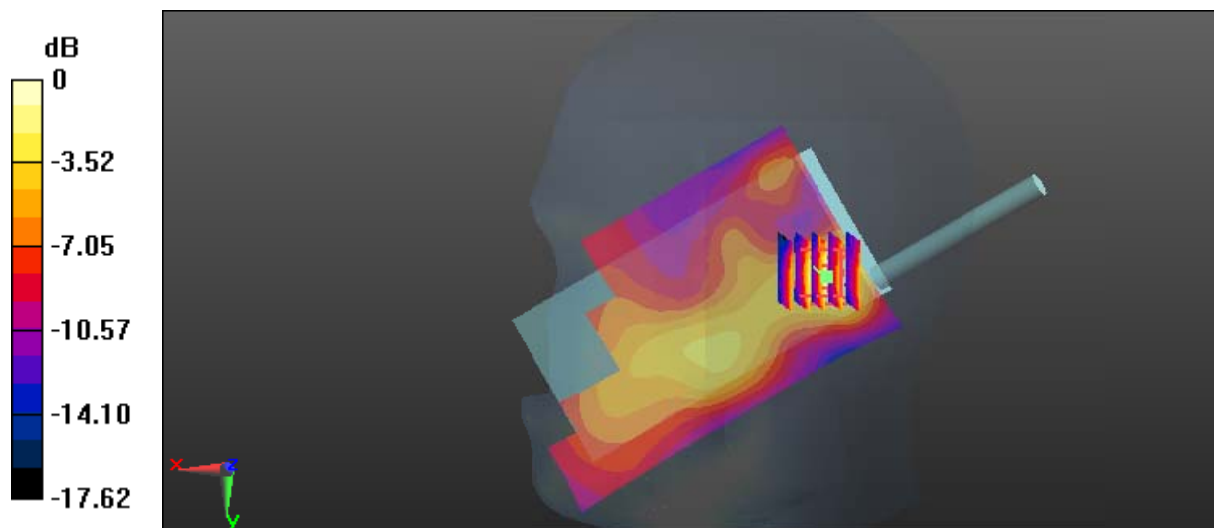
Zoom Scan (5x5x7)/Cube 0: Measurement grid: dx=8mm, dy=8mm, dz=5mm

Reference Value = 3.983 V/m; Power Drift = -0.19 dB

Peak SAR (extrapolated) = 0.193 W/kg

SAR(1 g) = 0.107 W/kg; SAR(10 g) = 0.056 W/kg

Maximum value of SAR (measured) = 0.160 W/kg



0 dB = 0.160 W/kg = -7.96 dBW/kg

Test Plot 135#: LTE Band 38_Face Up_Middle_1RB

DUT: Multi-mode Advanced; Type: PDC760 UxB1; Serial: 17031300820

Communication System: Generic TDD-LTE; Frequency: 2595 MHz; Duty Cycle: 1:1.58
 Medium parameters used: $f = 2595$ MHz; $\sigma = 1.985$ S/m; $\epsilon_r = 38.921$; $\rho = 1000$ kg/m³ ;
 Phantom section: Left Section

DASY5 Configuration:

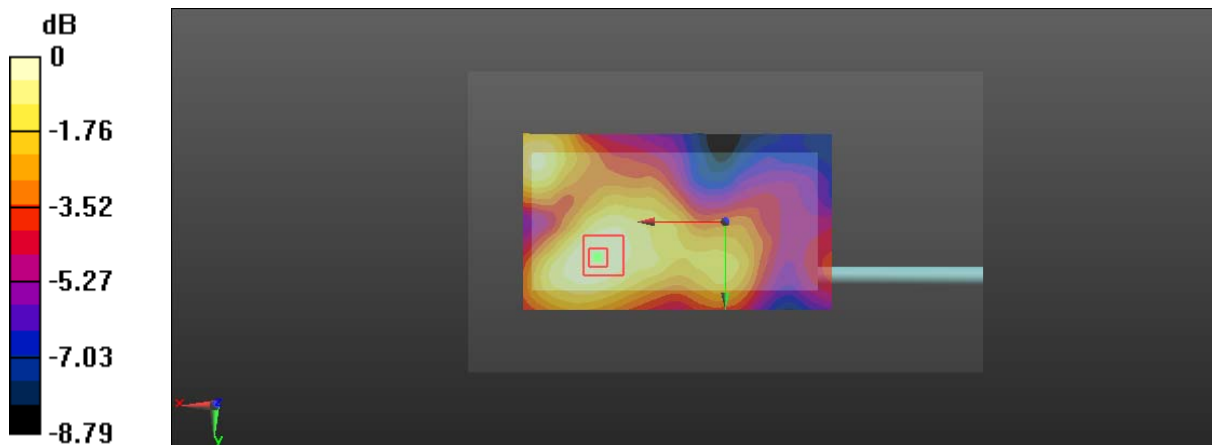
- Probe: EX3DV4 - SN7441; ConvF(7.53, 7.53, 7.53); Calibrated: 2016/11/15;
- Sensor-Surface: 1.4mm (Mechanical Surface Detection)
- Electronics: DAE3 Sn379; Calibrated: 2016/10/4
- Phantom: Triple Flat Phantom 5.1C; Type: QD 000 P51 CA; Serial: 1130
- Measurement SW: DASY52, Version 52.8 (8);

Area Scan (141x81x1): Interpolated grid: dx=1.200 mm, dy=1.200 mm
 Maximum value of SAR (interpolated) = 0.0782 W/kg

Zoom Scan (5x5x7)/Cube 0: Measurement grid: dx=8mm, dy=8mm, dz=5mm
 Reference Value = 3.984 V/m; Power Drift = -0.13 dB
 Peak SAR (extrapolated) = 0.0920 W/kg

SAR(1 g) = 0.056 W/kg; SAR(10 g) = 0.038 W/kg

Maximum value of SAR (measured) = 0.0763 W/kg



0 dB = 0.0763 W/kg = -11.17 dBW/kg

Test Plot 136#: LTE Band 38_Face Up_Middle_50%RB**DUT: Multi-mode Advanced; Type: PDC760 UxB1; Serial: 17031300820**

Communication System: Generic TDD-LTE; Frequency: 2595 MHz; Duty Cycle: 1:1.58
 Medium parameters used: $f = 2595$ MHz; $\sigma = 1.985$ S/m; $\epsilon_r = 38.921$; $\rho = 1000$ kg/m³ ;
 Phantom section: Left Section

DASY5 Configuration:

- Probe: EX3DV4 - SN7441; ConvF(7.53, 7.53, 7.53); Calibrated: 2016/11/15;
- Sensor-Surface: 1.4mm (Mechanical Surface Detection)
- Electronics: DAE3 Sn379; Calibrated: 2016/10/4
- Phantom: Triple Flat Phantom 5.1C; Type: QD 000 P51 CA; Serial: 1130
- Measurement SW: DASY52, Version 52.8 (8);

Area Scan (141x81x1): Interpolated grid: dx=1.200 mm, dy=1.200 mm

Maximum value of SAR (interpolated) = 0.0654 W/kg

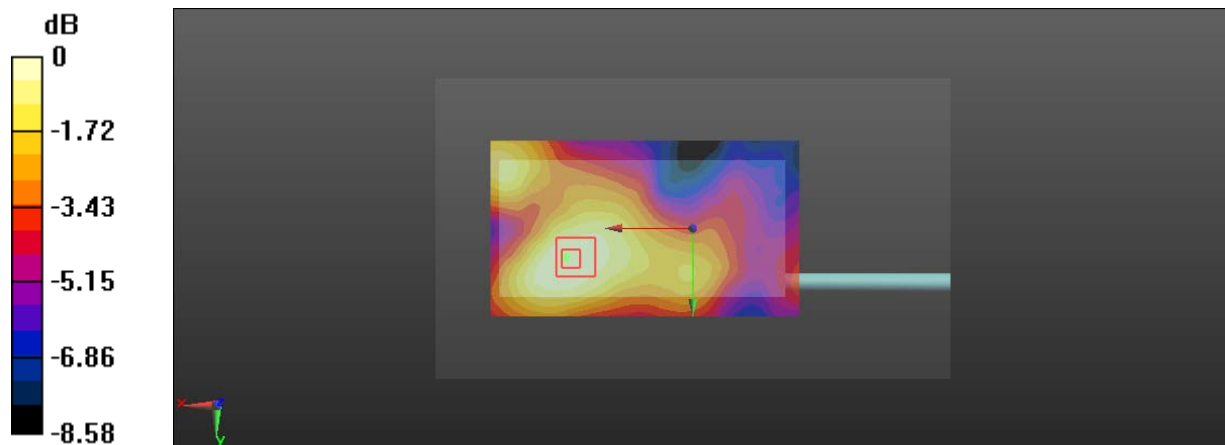
Zoom Scan (5x5x7)/Cube 0: Measurement grid: dx=8mm, dy=8mm, dz=5mm

Reference Value = 3.851 V/m; Power Drift = -0.03 dB

Peak SAR (extrapolated) = 0.0750 W/kg

SAR(1 g) = 0.047 W/kg; SAR(10 g) = 0.033 W/kg

Maximum value of SAR (measured) = 0.0634 W/kg



0 dB = 0.0634 W/kg = -11.98 dBW/kg

Test Plot 137#: LTE Band 38_Body Front_Middle_1RB

DUT: Multi-mode Advanced; Type: PDC760 UxB1; Serial: 17031300820

Communication System: Generic TDD-LTE; Frequency: 2595 MHz; Duty Cycle: 1:1.58
 Medium parameters used: $f = 2595$ MHz; $\sigma = 2.136$ S/m; $\epsilon_r = 54.445$; $\rho = 1000$ kg/m³ ;
 Phantom section: Left Section

DASY5 Configuration:

- Probe: EX3DV4 - SN7441; ConvF(7.39, 7.39, 7.39); Calibrated: 2016/11/15;
- Sensor-Surface: 1.4mm (Mechanical Surface Detection)
- Electronics: DAE3 Sn379; Calibrated: 2016/10/4
- Phantom: Triple Flat Phantom 5.1C; Type: QD 000 P51 CA; Serial: 1130
- Measurement SW: DASY52, Version 52.8 (8);

Area Scan (111x71x1): Interpolated grid: dx=1.500 mm, dy=1.500 mm

Maximum value of SAR (interpolated) = 0.210 W/kg

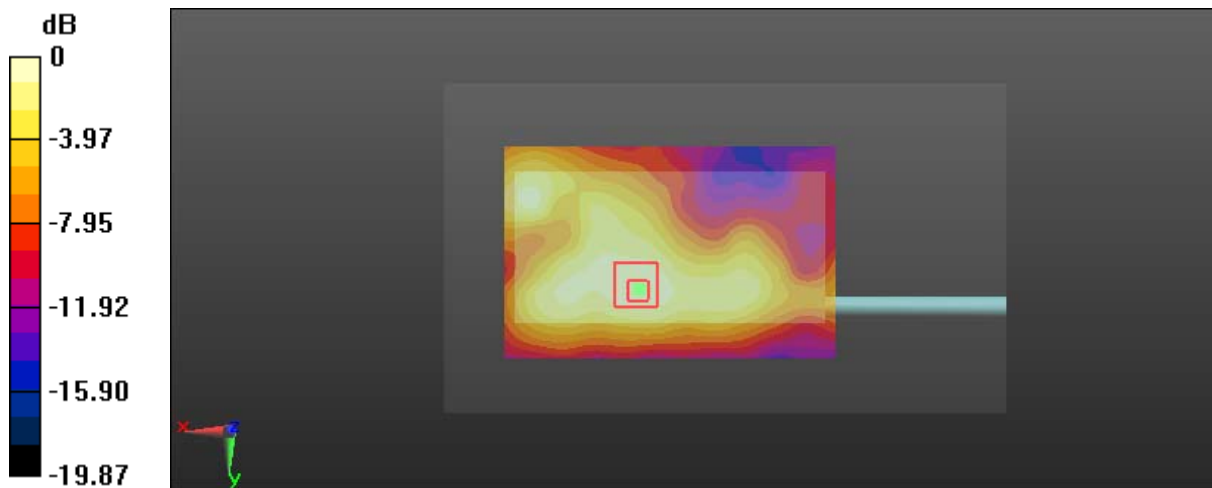
Zoom Scan (5x5x7)/Cube 0: Measurement grid: dx=8mm, dy=8mm, dz=5mm

Reference Value = 4.157 V/m; Power Drift = -0.13 dB

Peak SAR (extrapolated) = 0.284 W/kg

SAR(1 g) = 0.131 W/kg; SAR(10 g) = 0.071 W/kg

Maximum value of SAR (measured) = 0.216 W/kg



0 dB = 0.216 W/kg = -6.66 dBW/kg

Test Plot 138#: LTE Band 38_Body Front_Middle_50%RB**DUT: Multi-mode Advanced; Type: PDC760 UxB1; Serial: 17031300820**

Communication System: Generic TDD-LTE; Frequency: 2595 MHz; Duty Cycle: 1:1.58
Medium parameters used: $f = 2595$ MHz; $\sigma = 2.136$ S/m; $\epsilon_r = 54.445$; $\rho = 1000$ kg/m³ ;
Phantom section: Left Section

DASY5 Configuration:

- Probe: EX3DV4 - SN7441; ConvF(7.39, 7.39, 7.39); Calibrated: 2016/11/15;
- Sensor-Surface: 1.4mm (Mechanical Surface Detection)
- Electronics: DAE3 Sn379; Calibrated: 2016/10/4
- Phantom: Triple Flat Phantom 5.1C; Type: QD 000 P51 CA; Serial: 1130
- Measurement SW: DASY52, Version 52.8 (8);

Area Scan (111x71x1): Interpolated grid: dx=1.500 mm, dy=1.500 mm

Maximum value of SAR (interpolated) = 0.186 W/kg


Zoom Scan (5x5x7)/Cube 0: Measurement grid: dx=8mm, dy=8mm, dz=5mm

Reference Value = 3.934 V/m; Power Drift = -0.20 dB

Peak SAR (extrapolated) = 0.234 W/kg

SAR(1 g) = 0.111 W/kg; SAR(10 g) = 0.060 W/kg

Maximum value of SAR (measured) = 0.176 W/kg



0 dB = 0.176 W/kg = -7.54 dBW/kg

Test Plot 139#: LTE Band 38_Body Back_Middle_1RB

DUT: Multi-mode Advanced; Type: PDC760 UxB1; Serial: 17031300820

Communication System: Generic TDD-LTE; Frequency: 2595 MHz; Duty Cycle: 1:1.58
 Medium parameters used: $f = 2595 \text{ MHz}$; $\sigma = 2.136 \text{ S/m}$; $\epsilon_r = 54.445$; $\rho = 1000 \text{ kg/m}^3$;
 Phantom section: Left Section

DASY5 Configuration:

- Probe: EX3DV4 - SN7441; ConvF(7.39, 7.39, 7.39); Calibrated: 2016/11/15;
- Sensor-Surface: 1.4mm (Mechanical Surface Detection)
- Electronics: DAE3 Sn379; Calibrated: 2016/10/4
- Phantom: Triple Flat Phantom 5.1C; Type: QD 000 P51 CA; Serial: 1130
- Measurement SW: DASY52, Version 52.8 (8);

Area Scan (111x71x1): Interpolated grid: $dx=1.500 \text{ mm}$, $dy=1.500 \text{ mm}$

Maximum value of SAR (interpolated) = 0.100 W/kg


Zoom Scan (5x5x7)/Cube 0: Measurement grid: $dx=8\text{mm}$, $dy=8\text{mm}$, $dz=5\text{mm}$

Reference Value = 4.698 V/m; Power Drift = 0.02 dB

Peak SAR (extrapolated) = 0.133 W/kg

SAR(1 g) = 0.062 W/kg; SAR(10 g) = 0.030 W/kg

Maximum value of SAR (measured) = 0.104 W/kg



0 dB = 0.104 W/kg = -9.83 dBW/kg

Test Plot 140#: LTE Band 38_Body Back_Middle_50%RB

DUT: Multi-mode Advanced; Type: PDC760 UxB1; Serial: 17031300820

Communication System: Generic TDD-LTE; Frequency: 2595 MHz; Duty Cycle: 1:1.58
 Medium parameters used: $f = 2595$ MHz; $\sigma = 2.136$ S/m; $\epsilon_r = 54.445$; $\rho = 1000$ kg/m³ ;
 Phantom section: Left Section

DASY5 Configuration:

- Probe: EX3DV4 - SN7441; ConvF(7.39, 7.39, 7.39); Calibrated: 2016/11/15;
- Sensor-Surface: 1.4mm (Mechanical Surface Detection)
- Electronics: DAE3 Sn379; Calibrated: 2016/10/4
- Phantom: Triple Flat Phantom 5.1C; Type: QD 000 P51 CA; Serial: 1130
- Measurement SW: DASY52, Version 52.8 (8);

Area Scan (111x71x1): Interpolated grid: dx=1.500 mm, dy=1.500 mm

Maximum value of SAR (interpolated) = 0.0869 W/kg

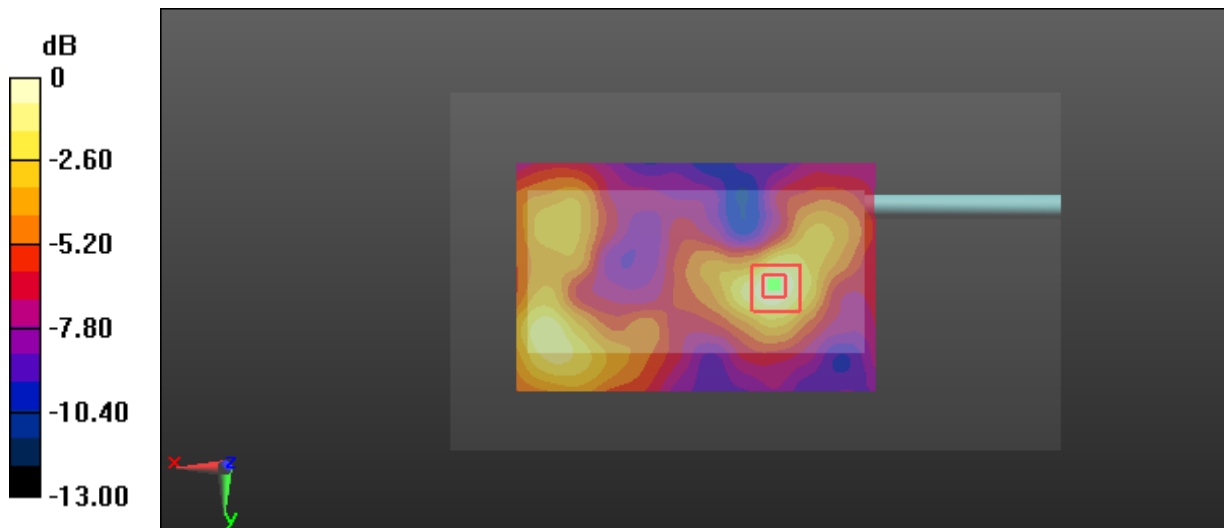
Zoom Scan (5x5x7)/Cube 0: Measurement grid: dx=8mm, dy=8mm, dz=5mm

Reference Value = 4.463 V/m; Power Drift = -0.17 dB

Peak SAR (extrapolated) = 0.117 W/kg

SAR(1 g) = 0.052 W/kg; SAR(10 g) = 0.025 W/kg

Maximum value of SAR (measured) = 0.0894 W/kg



0 dB = 0.0894 W/kg = -10.49 dBW/kg

Test Plot 141#: LTE Band 38_Body Left_Middle_1RB

DUT: Multi-mode Advanced; Type: PDC760 UxB1; Serial: 17031300820

Communication System: Generic TDD-LTE; Frequency: 2595 MHz; Duty Cycle: 1:1.58
 Medium parameters used: $f = 2595$ MHz; $\sigma = 2.136$ S/m; $\epsilon_r = 54.445$; $\rho = 1000$ kg/m³ ;
 Phantom section: Left Section

DASY5 Configuration:

- Probe: EX3DV4 - SN7441; ConvF(7.39, 7.39, 7.39); Calibrated: 2016/11/15;
- Sensor-Surface: 1.4mm (Mechanical Surface Detection)
- Electronics: DAE3 Sn379; Calibrated: 2016/10/4
- Phantom: Triple Flat Phantom 5.1C; Type: QD 000 P51 CA; Serial: 1130
- Measurement SW: DASY52, Version 52.8 (8);

Area Scan (151x61x1): Interpolated grid: dx=1.200 mm, dy=1.200 mm

Maximum value of SAR (interpolated) = 0.223 W/kg


Zoom Scan (5x5x7)/Cube 0: Measurement grid: dx=8mm, dy=8mm, dz=5mm

Reference Value = 5.456 V/m; Power Drift = -0.09 dB

Peak SAR (extrapolated) = 0.259 W/kg

SAR(1 g) = 0.117 W/kg; SAR(10 g) = 0.059 W/kg

Maximum value of SAR (measured) = 0.195 W/kg



0 dB = 0.195 W/kg = -7.10 dBW/kg

Test Plot 142#: LTE Band 38_Body Left_Middle_50%RB

DUT: Multi-mode Advanced; Type: PDC760 UxB1; Serial: 17031300820

Communication System: Generic TDD-LTE; Frequency: 2595 MHz; Duty Cycle: 1:1.58
 Medium parameters used: $f = 2595$ MHz; $\sigma = 2.136$ S/m; $\epsilon_r = 54.445$; $\rho = 1000$ kg/m³ ;
 Phantom section: Left Section

DASY5 Configuration:

- Probe: EX3DV4 - SN7441; ConvF(7.39, 7.39, 7.39); Calibrated: 2016/11/15;
- Sensor-Surface: 1.4mm (Mechanical Surface Detection)
- Electronics: DAE3 Sn379; Calibrated: 2016/10/4
- Phantom: Triple Flat Phantom 5.1C; Type: QD 000 P51 CA; Serial: 1130
- Measurement SW: DASY52, Version 52.8 (8);

Area Scan (151x61x1): Interpolated grid: dx=1.200 mm, dy=1.200 mm

Maximum value of SAR (interpolated) = 0.177 W/kg


Zoom Scan (5x5x7)/Cube 0: Measurement grid: dx=8mm, dy=8mm, dz=5mm

Reference Value = 4.648 V/m; Power Drift = -0.02 dB

Peak SAR (extrapolated) = 0.222 W/kg

SAR(1 g) = 0.101 W/kg; SAR(10 g) = 0.050 W/kg

Maximum value of SAR (measured) = 0.171 W/kg



0 dB = 0.171 W/kg = -7.67 dBW/kg

Test Plot 143#: LTE Band 38_Body Right_Middle_1RB

DUT: Multi-mode Advanced; Type: PDC760 UxB1; Serial: 17031300820

Communication System: Generic TDD-LTE; Frequency: 2595 MHz; Duty Cycle: 1:1.58
 Medium parameters used: $f = 2595$ MHz; $\sigma = 2.136$ S/m; $\epsilon_r = 54.445$; $\rho = 1000$ kg/m³ ;
 Phantom section: Left Section

DASY5 Configuration:

- Probe: EX3DV4 - SN7441; ConvF(7.39, 7.39, 7.39); Calibrated: 2016/11/15;
- Sensor-Surface: 1.4mm (Mechanical Surface Detection)
- Electronics: DAE3 Sn379; Calibrated: 2016/10/4
- Phantom: Triple Flat Phantom 5.1C; Type: QD 000 P51 CA; Serial: 1130
- Measurement SW: DASY52, Version 52.8 (8);

Area Scan (151x61x1): Interpolated grid: dx=1.200 mm, dy=1.200 mm

Maximum value of SAR (interpolated) = 0.145 W/kg


Zoom Scan (5x5x7)/Cube 0: Measurement grid: dx=8mm, dy=8mm, dz=5mm

Reference Value = 4.525 V/m; Power Drift = -0.05 dB

Peak SAR (extrapolated) = 0.184 W/kg

SAR(1 g) = 0.080 W/kg; SAR(10 g) = 0.038 W/kg

Maximum value of SAR (measured) = 0.139 W/kg



0 dB = 0.139 W/kg = -8.57 dBW/kg

Test Plot 144#: LTE Band 38_Body Right_Middle_50%RB

DUT: Multi-mode Advanced; Type: PDC760 UxB1; Serial: 17031300820

Communication System: Generic TDD-LTE; Frequency: 2595 MHz; Duty Cycle: 1:1.58
 Medium parameters used: $f = 2595$ MHz; $\sigma = 2.136$ S/m; $\epsilon_r = 54.445$; $\rho = 1000$ kg/m³ ;
 Phantom section: Left Section

DASY5 Configuration:

- Probe: EX3DV4 - SN7441; ConvF(7.39, 7.39, 7.39); Calibrated: 2016/11/15;
- Sensor-Surface: 1.4mm (Mechanical Surface Detection)
- Electronics: DAE3 Sn379; Calibrated: 2016/10/4
- Phantom: Triple Flat Phantom 5.1C; Type: QD 000 P51 CA; Serial: 1130
- Measurement SW: DASY52, Version 52.8 (8);

Area Scan (151x61x1): Interpolated grid: dx=1.200 mm, dy=1.200 mm

Maximum value of SAR (interpolated) = 0.116 W/kg


Zoom Scan (5x5x7)/Cube 0: Measurement grid: dx=8mm, dy=8mm, dz=5mm

Reference Value = 4.033 V/m; Power Drift = -0.18 dB

Peak SAR (extrapolated) = 0.156 W/kg

SAR(1 g) = 0.067 W/kg; SAR(10 g) = 0.032 W/kg

Maximum value of SAR (measured) = 0.115 W/kg



0 dB = 0.115 W/kg = -9.39 dBW/kg

Test Plot 145#: LTE Band 38_Body Bottom_Middle_1RB

DUT: Multi-mode Advanced; Type: PDC760 UxB1; Serial: 17031300820

Communication System: Generic TDD-LTE; Frequency: 2595 MHz; Duty Cycle: 1:1.58
 Medium parameters used: $f = 2595$ MHz; $\sigma = 2.136$ S/m; $\epsilon_r = 54.445$; $\rho = 1000$ kg/m³ ;
 Phantom section: Left Section

DASY5 Configuration:

- Probe: EX3DV4 - SN7441; ConvF(7.39, 7.39, 7.39); Calibrated: 2016/11/15;
- Sensor-Surface: 1.4mm (Mechanical Surface Detection)
- Electronics: DAE3 Sn379; Calibrated: 2016/10/4
- Phantom: Triple Flat Phantom 5.1C; Type: QD 000 P51 CA; Serial: 1130
- Measurement SW: DASY52, Version 52.8 (8);

Area Scan (91x61x1): Interpolated grid: dx=1.200 mm, dy=1.200 mm

Maximum value of SAR (interpolated) = 0.554 W/kg


Zoom Scan (5x5x7)/Cube 0: Measurement grid: dx=8mm, dy=8mm, dz=5mm

Reference Value = 6.195 V/m; Power Drift = -0.07 dB

Peak SAR (extrapolated) = 0.726 W/kg

SAR(1 g) = 0.288 W/kg; SAR(10 g) = 0.116 W/kg

Maximum value of SAR (measured) = 0.550 W/kg



0 dB = 0.550 W/kg = -2.60 dBW/kg

Test Plot 146#: LTE Band 38_Body Bottom_Middle_50%RB

DUT: Multi-mode Advanced; Type: PDC760 UxB1; Serial: 17031300820

Communication System: Generic TDD-LTE; Frequency: 2595 MHz; Duty Cycle: 1:1.58
 Medium parameters used: $f = 2595$ MHz; $\sigma = 2.136$ S/m; $\epsilon_r = 54.445$; $\rho = 1000$ kg/m³ ;
 Phantom section: Left Section

DASY5 Configuration:

- Probe: EX3DV4 - SN7441; ConvF(7.39, 7.39, 7.39); Calibrated: 2016/11/15;
- Sensor-Surface: 1.4mm (Mechanical Surface Detection)
- Electronics: DAE3 Sn379; Calibrated: 2016/10/4
- Phantom: Triple Flat Phantom 5.1C; Type: QD 000 P51 CA; Serial: 1130
- Measurement SW: DASY52, Version 52.8 (8);

Area Scan (91x61x1): Interpolated grid: dx=1.200 mm, dy=1.200 mm

Maximum value of SAR (interpolated) = 0.444 W/kg


Zoom Scan (5x5x7)/Cube 0: Measurement grid: dx=8mm, dy=8mm, dz=5mm

Reference Value = 5.659 V/m; Power Drift = -0.01 dB

Peak SAR (extrapolated) = 0.592 W/kg

SAR(1 g) = 0.235 W/kg; SAR(10 g) = 0.095 W/kg

Maximum value of SAR (measured) = 0.447 W/kg



0 dB = 0.447 W/kg = -3.50 dBW/kg

Test Plot 147#: LTE Band 41_Head Left Cheek_Middle_1RB

DUT: Multi-mode Advanced; Type: PDC760 UxB1; Serial: 17031300820

Communication System: Generic TDD-LTE; Frequency: 2593 MHz; Duty Cycle: 1:1.58
 Medium parameters used: $f = 2593$ MHz; $\sigma = 1.916$ S/m; $\epsilon_r = 40.38$; $\rho = 1000$ kg/m³ ;
 Phantom section: Left Section

DASY5 Configuration:

- Probe: EX3DV4 - SN7441; ConvF(7.53, 7.53, 7.53); Calibrated: 2016/11/15;
- Sensor-Surface: 1.4mm (Mechanical Surface Detection)
- Electronics: DAE3 Sn379; Calibrated: 2016/10/4
- Phantom: SAM 1; Type: QD000P40CC; Serial: TP:1412
- Measurement SW: DASY52, Version 52.8 (8);

Area Scan (71x111x1): Interpolated grid: dx=1.500 mm, dy=1.500 mm

Maximum value of SAR (interpolated) = 0.373 W/kg


Zoom Scan (5x5x7)/Cube 0: Measurement grid: dx=8mm, dy=8mm, dz=5mm

Reference Value = 3.687 V/m; Power Drift = 0.05 dB

Peak SAR (extrapolated) = 0.385 W/kg

SAR(1 g) = 0.219 W/kg; SAR(10 g) = 0.132 W/kg

Maximum value of SAR (measured) = 0.312 W/kg



0 dB = 0.312 W/kg = -5.06 dBW/kg

Test Plot 148#: LTE Band 41_Head Left Cheek_Middle_50%RB

DUT: Multi-mode Advanced; Type: PDC760 UxB1; Serial: 17031300820

Communication System: Generic TDD-LTE; Frequency: 2593 MHz; Duty Cycle: 1:1.58
 Medium parameters used: $f = 2593 \text{ MHz}$; $\sigma = 1.916 \text{ S/m}$; $\epsilon_r = 40.38$; $\rho = 1000 \text{ kg/m}^3$;
 Phantom section: Left Section

DASY5 Configuration:

- Probe: EX3DV4 - SN7441; ConvF(7.53, 7.53, 7.53); Calibrated: 2016/11/15;
- Sensor-Surface: 1.4mm (Mechanical Surface Detection)
- Electronics: DAE3 Sn379; Calibrated: 2016/10/4
- Phantom: SAM 1; Type: QD000P40CC; Serial: TP:1412
- Measurement SW: DASY52, Version 52.8 (8);

Area Scan (71x111x1): Interpolated grid: $dx=1.500 \text{ mm}$, $dy=1.500 \text{ mm}$

Maximum value of SAR (interpolated) = 0.312 W/kg

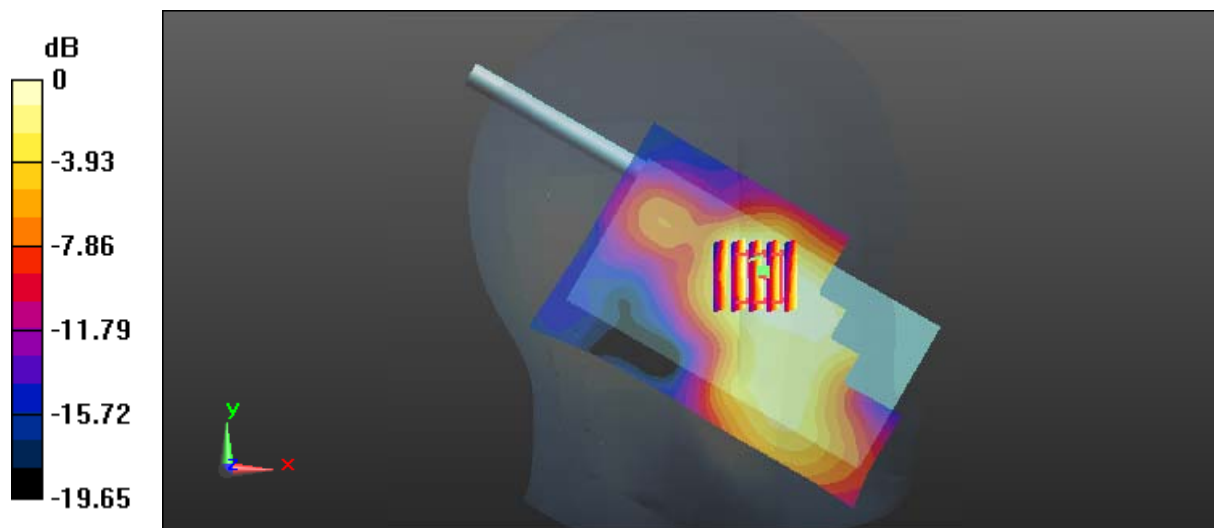
Zoom Scan (5x5x7)/Cube 0: Measurement grid: $dx=8\text{mm}$, $dy=8\text{mm}$, $dz=5\text{mm}$

Reference Value = 3.462 V/m ; Power Drift = -0.15 dB

Peak SAR (extrapolated) = 0.314 W/kg

SAR(1 g) = 0.179 W/kg ; SAR(10 g) = 0.107 W/kg

Maximum value of SAR (measured) = 0.257 W/kg



0 dB = $0.257 \text{ W/kg} = -5.90 \text{ dBW/kg}$

Test Plot 149#: LTE Band 41_Head Left Tilt_Middle_1RB**DUT: Multi-mode Advanced; Type: PDC760 UxB1; Serial: 17031300820**

Communication System: Generic TDD-LTE; Frequency: 2593 MHz; Duty Cycle: 1:1.58
Medium parameters used: $f = 2593$ MHz; $\sigma = 1.916$ S/m; $\epsilon_r = 40.38$; $\rho = 1000$ kg/m³ ;
Phantom section: Left Section

DASY5 Configuration:

- Probe: EX3DV4 - SN7441; ConvF(7.53, 7.53, 7.53); Calibrated: 2016/11/15;
- Sensor-Surface: 1.4mm (Mechanical Surface Detection)
- Electronics: DAE3 Sn379; Calibrated: 2016/10/4
- Phantom: SAM 1; Type: QD000P40CC; Serial: TP:1412
- Measurement SW: DASY52, Version 52.8 (8);

Area Scan (71x111x1): Interpolated grid: dx=1.500 mm, dy=1.500 mm

Maximum value of SAR (interpolated) = 0.250 W/kg

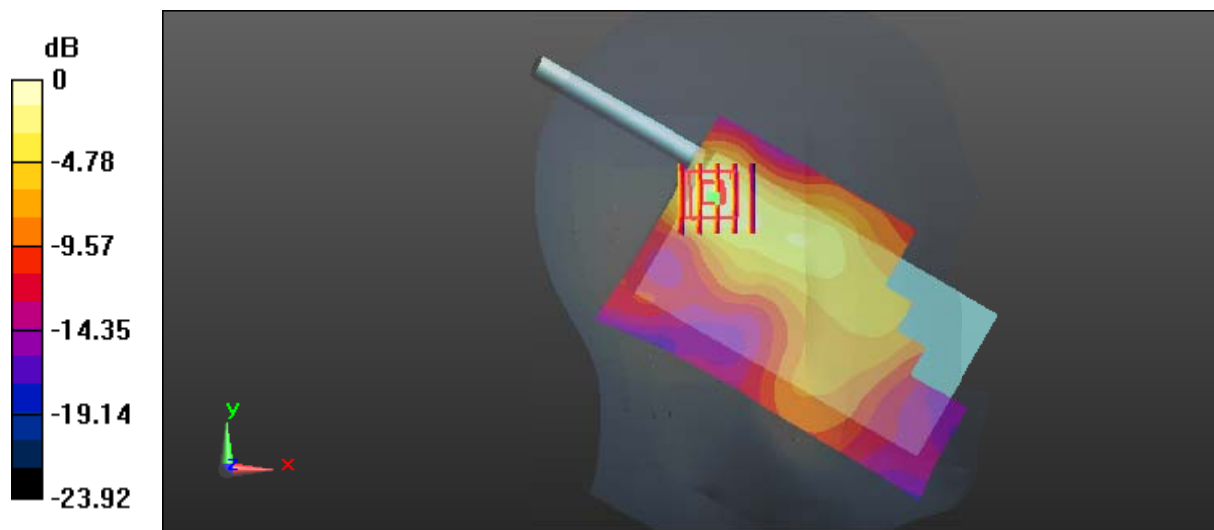
Zoom Scan (5x5x7)/Cube 0: Measurement grid: dx=8mm, dy=8mm, dz=5mm

Reference Value = 4.881 V/m; Power Drift = -0.04 dB

Peak SAR (extrapolated) = 0.294 W/kg

SAR(1 g) = 0.158 W/kg; SAR(10 g) = 0.081 W/kg

Maximum value of SAR (measured) = 0.235 W/kg



0 dB = 0.235 W/kg = -6.29 dBW/kg

Test Plot 150#: LTE Band 41_Head Left Tilt_Middle_50%RB**DUT: Multi-mode Advanced; Type: PDC760 UxB1; Serial: 17031300820**

Communication System: Generic TDD-LTE; Frequency: 2593 MHz; Duty Cycle: 1:1.58
Medium parameters used: $f = 2593$ MHz; $\sigma = 1.916$ S/m; $\epsilon_r = 40.38$; $\rho = 1000$ kg/m³ ;
Phantom section: Left Section

DASY5 Configuration:

- Probe: EX3DV4 - SN7441; ConvF(7.53, 7.53, 7.53); Calibrated: 2016/11/15;
- Sensor-Surface: 1.4mm (Mechanical Surface Detection)
- Electronics: DAE3 Sn379; Calibrated: 2016/10/4
- Phantom: SAM 1; Type: QD000P40CC; Serial: TP:1412
- Measurement SW: DASY52, Version 52.8 (8);

Area Scan (71x111x1): Interpolated grid: dx=1.500 mm, dy=1.500 mm

Maximum value of SAR (interpolated) = 0.205 W/kg

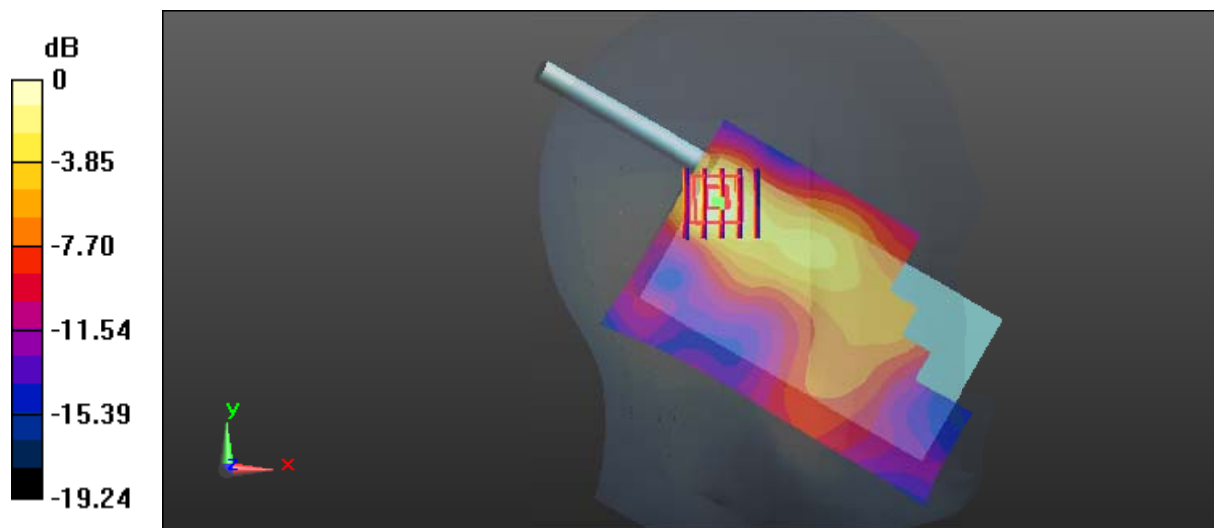
Zoom Scan (5x5x7)/Cube 0: Measurement grid: dx=8mm, dy=8mm, dz=5mm

Reference Value = 4.420 V/m; Power Drift = -0.14 dB

Peak SAR (extrapolated) = 0.241 W/kg

SAR(1 g) = 0.129 W/kg; SAR(10 g) = 0.066 W/kg

Maximum value of SAR (measured) = 0.189 W/kg



0 dB = 0.189 W/kg = -7.24 dBW/kg

Test Plot 151#: LTE Band 41_Head Right Cheek_Middle_1RB**DUT: Multi-mode Advanced; Type: PDC760 UxB1; Serial: 17031300820**

Communication System: Generic TDD-LTE; Frequency: 2593 MHz; Duty Cycle: 1:1.58
Medium parameters used: $f = 2593$ MHz; $\sigma = 1.916$ S/m; $\epsilon_r = 40.38$; $\rho = 1000$ kg/m³ ;
Phantom section: Right Section

DASY5 Configuration:

- Probe: EX3DV4 - SN7441; ConvF(7.53, 7.53, 7.53); Calibrated: 2016/11/15;
- Sensor-Surface: 1.4mm (Mechanical Surface Detection)
- Electronics: DAE3 Sn379; Calibrated: 2016/10/4
- Phantom: SAM 1; Type: QD000P40CC; Serial: TP:1412
- Measurement SW: DASY52, Version 52.8 (8);

Area Scan (71x111x1): Interpolated grid: dx=1.500 mm, dy=1.500 mm

Maximum value of SAR (interpolated) = 0.548 W/kg


Zoom Scan (5x5x7)/Cube 0: Measurement grid: dx=8mm, dy=8mm, dz=5mm

Reference Value = 2.675 V/m; Power Drift = 0.02 dB

Peak SAR (extrapolated) = 0.672 W/kg

SAR(1 g) = 0.364 W/kg; SAR(10 g) = 0.210 W/kg

Maximum value of SAR (measured) = 0.525 W/kg



0 dB = 0.525 W/kg = -2.80 dBW/kg

Test Plot 152#: LTE Band 41_Head Right Cheek_Middle_50%RB

DUT: Multi-mode Advanced; Type: PDC760 UxB1; Serial: 17031300820

Communication System: Generic TDD-LTE; Frequency: 2593 MHz; Duty Cycle: 1:1.58
 Medium parameters used: $f = 2593$ MHz; $\sigma = 1.916$ S/m; $\epsilon_r = 40.38$; $\rho = 1000$ kg/m³ ;
 Phantom section: Right Section

DASY5 Configuration:

- Probe: EX3DV4 - SN7441; ConvF(7.53, 7.53, 7.53); Calibrated: 2016/11/15;
- Sensor-Surface: 1.4mm (Mechanical Surface Detection)
- Electronics: DAE3 Sn379; Calibrated: 2016/10/4
- Phantom: SAM 1; Type: QD000P40CC; Serial: TP:1412
- Measurement SW: DASY52, Version 52.8 (8);

Area Scan (71x111x1): Interpolated grid: dx=1.500 mm, dy=1.500 mm

Maximum value of SAR (interpolated) = 0.463 W/kg


Zoom Scan (5x5x7)/Cube 0: Measurement grid: dx=8mm, dy=8mm, dz=5mm

Reference Value = 2.787 V/m; Power Drift = -0.11 dB

Peak SAR (extrapolated) = 0.552 W/kg

SAR(1 g) = 0.310 W/kg; SAR(10 g) = 0.179 W/kg

Maximum value of SAR (measured) = 0.436 W/kg



0 dB = 0.436 W/kg = -3.61 dBW/kg

Test Plot 153#: LTE Band 41_Head Right Tilt_Middle_1RB

DUT: Multi-mode Advanced; Type: PDC760 UxB1; Serial: 17031300820

Communication System: Generic TDD-LTE; Frequency: 2593 MHz; Duty Cycle: 1:1.58
 Medium parameters used: $f = 2593$ MHz; $\sigma = 1.916$ S/m; $\epsilon_r = 40.38$; $\rho = 1000$ kg/m³ ;
 Phantom section: Right Section

DASY5 Configuration:

- Probe: EX3DV4 - SN7441; ConvF(7.53, 7.53, 7.53); Calibrated: 2016/11/15;
- Sensor-Surface: 1.4mm (Mechanical Surface Detection)
- Electronics: DAE3 Sn379; Calibrated: 2016/10/4
- Phantom: SAM 1; Type: QD000P40CC; Serial: TP:1412
- Measurement SW: DASY52, Version 52.8 (8);

Area Scan (71x111x1): Interpolated grid: dx=1.500 mm, dy=1.500 mm

Maximum value of SAR (interpolated) = 0.162 W/kg


Zoom Scan (5x5x7)/Cube 0: Measurement grid: dx=8mm, dy=8mm, dz=5mm

Reference Value = 4.143 V/m; Power Drift = -0.14 dB

Peak SAR (extrapolated) = 0.197 W/kg

SAR(1 g) = 0.109 W/kg; SAR(10 g) = 0.061 W/kg

Maximum value of SAR (measured) = 0.157 W/kg



0 dB = 0.157 W/kg = -8.04 dBW/kg

Test Plot 154#: LTE Band 41_Head Right Tilt_Middle_50%RB**DUT: Multi-mode Advanced; Type: PDC760 UxB1; Serial: 17031300820**

Communication System: Generic TDD-LTE; Frequency: 2593 MHz; Duty Cycle: 1:1.58
Medium parameters used: $f = 2593$ MHz; $\sigma = 1.916$ S/m; $\epsilon_r = 40.38$; $\rho = 1000$ kg/m³ ;
Phantom section: Right Section

DASY5 Configuration:

- Probe: EX3DV4 - SN7441; ConvF(7.53, 7.53, 7.53); Calibrated: 2016/11/15;
- Sensor-Surface: 1.4mm (Mechanical Surface Detection)
- Electronics: DAE3 Sn379; Calibrated: 2016/10/4
- Phantom: SAM 1; Type: QD000P40CC; Serial: TP:1412
- Measurement SW: DASY52, Version 52.8 (8);

Area Scan (71x111x1): Interpolated grid: dx=1.500 mm, dy=1.500 mm

Maximum value of SAR (interpolated) = 0.139 W/kg


Zoom Scan (5x5x7)/Cube 0: Measurement grid: dx=8mm, dy=8mm, dz=5mm

Reference Value = 3.754 V/m; Power Drift = 0.05 dB

Peak SAR (extrapolated) = 0.168 W/kg

SAR(1 g) = 0.093 W/kg; SAR(10 g) = 0.051 W/kg

Maximum value of SAR (measured) = 0.139 W/kg



0 dB = 0.139 W/kg = -8.57 dBW/kg

Test Plot 155#: LTE Band 41_ Face Up _Middle_1RB

DUT: Multi-mode Advanced; Type: PDC760 UxB1; Serial: 17031300820

Communication System: Generic TDD-LTE; Frequency: 2593 MHz; Duty Cycle: 1:1.58
 Medium parameters used: $f = 2593$ MHz; $\sigma = 1.976$ S/m; $\epsilon_r = 38.938$; $\rho = 1000$ kg/m³ ;
 Phantom section: Left Section

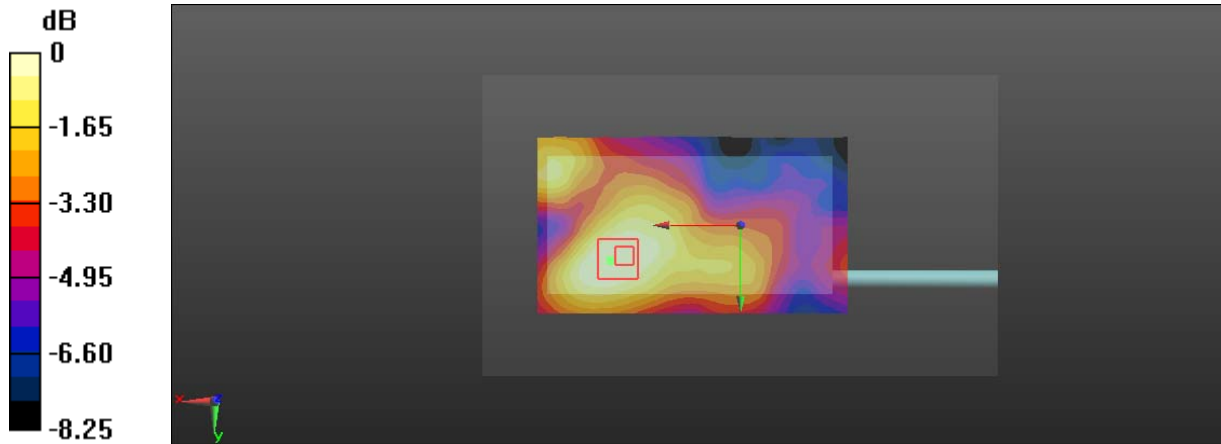
DASY5 Configuration:

- Probe: EX3DV4 - SN7441; ConvF(7.53, 7.53, 7.53); Calibrated: 2016/11/15;
- Sensor-Surface: 1.4mm (Mechanical Surface Detection)
- Electronics: DAE3 Sn379; Calibrated: 2016/10/4
- Phantom: Triple Flat Phantom 5.1C; Type: QD 000 P51 CA; Serial: 1130
- Measurement SW: DASY52, Version 52.8 (8);

Area Scan (141x81x1): Interpolated grid: dx=1.200 mm, dy=1.200 mm
 Maximum value of SAR (interpolated) = 0.0727 W/kg

Zoom Scan (5x5x7)/Cube 0: Measurement grid: dx=8mm, dy=8mm, dz=5mm
 Reference Value = 3.753 V/m; Power Drift = 0.05 dB
 Peak SAR (extrapolated) = 0.0820 W/kg

SAR(1 g) = 0.051 W/kg; SAR(10 g) = 0.035 W/kg
 Maximum value of SAR (measured) = 0.0692 W/kg



0 dB = 0.0692 W/kg = -11.60 dBW/kg

Test Plot 156#: LTE Band 41_Face Up_Middle_50%RB

DUT: Multi-mode Advanced; Type: PDC760 UxB1; Serial: 17031300820

Communication System: Generic TDD-LTE; Frequency: 2593 MHz; Duty Cycle: 1:1.58
 Medium parameters used: $f = 2593$ MHz; $\sigma = 1.976$ S/m; $\epsilon_r = 38.938$; $\rho = 1000$ kg/m³ ;
 Phantom section: Left Section

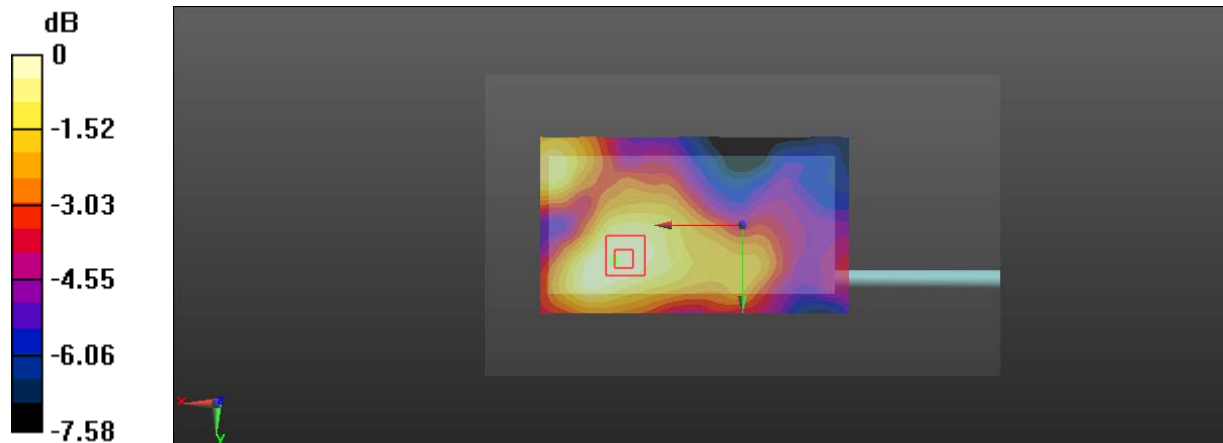
DASY5 Configuration:

- Probe: EX3DV4 - SN7441; ConvF(7.53, 7.53, 7.53); Calibrated: 2016/11/15;
- Sensor-Surface: 1.4mm (Mechanical Surface Detection)
- Electronics: DAE3 Sn379; Calibrated: 2016/10/4
- Phantom: Triple Flat Phantom 5.1C; Type: QD 000 P51 CA; Serial: 1130
- Measurement SW: DASY52, Version 52.8 (8);

Area Scan (141x81x1): Interpolated grid: dx=1.200 mm, dy=1.200 mm
 Maximum value of SAR (interpolated) = 0.0562 W/kg

Zoom Scan (5x5x7)/Cube 0: Measurement grid: dx=8mm, dy=8mm, dz=5mm
 Reference Value = 3.359 V/m; Power Drift = 0.20 dB
 Peak SAR (extrapolated) = 0.0680 W/kg

SAR(1 g) = 0.041 W/kg; SAR(10 g) = 0.029 W/kg
 Maximum value of SAR (measured) = 0.0557 W/kg



0 dB = 0.0557 W/kg = -12.54 dBW/kg

Test Plot 157#: LTE Band 41_Body Front_Middle_1RB**DUT: Multi-mode Advanced; Type: PDC760 UxB1; Serial: 17031300820**

Communication System: Generic TDD-LTE; Frequency: 2593 MHz; Duty Cycle: 1:1.58
Medium parameters used: $f = 2593$ MHz; $\sigma = 2.15$ S/m; $\epsilon_r = 54.513$; $\rho = 1000$ kg/m³ ;
Phantom section: Left Section

DASY5 Configuration:

- Probe: EX3DV4 - SN7441; ConvF(7.39, 7.39, 7.39); Calibrated: 2016/11/15;
- Sensor-Surface: 1.4mm (Mechanical Surface Detection)
- Electronics: DAE3 Sn379; Calibrated: 2016/10/4
- Phantom: Triple Flat Phantom 5.1C; Type: QD 000 P51 CA; Serial: 1130
- Measurement SW: DASY52, Version 52.8 (8);

Area Scan (131x81x1): Interpolated grid: dx=1.200 mm, dy=1.200 mm

Maximum value of SAR (interpolated) = 0.335 W/kg

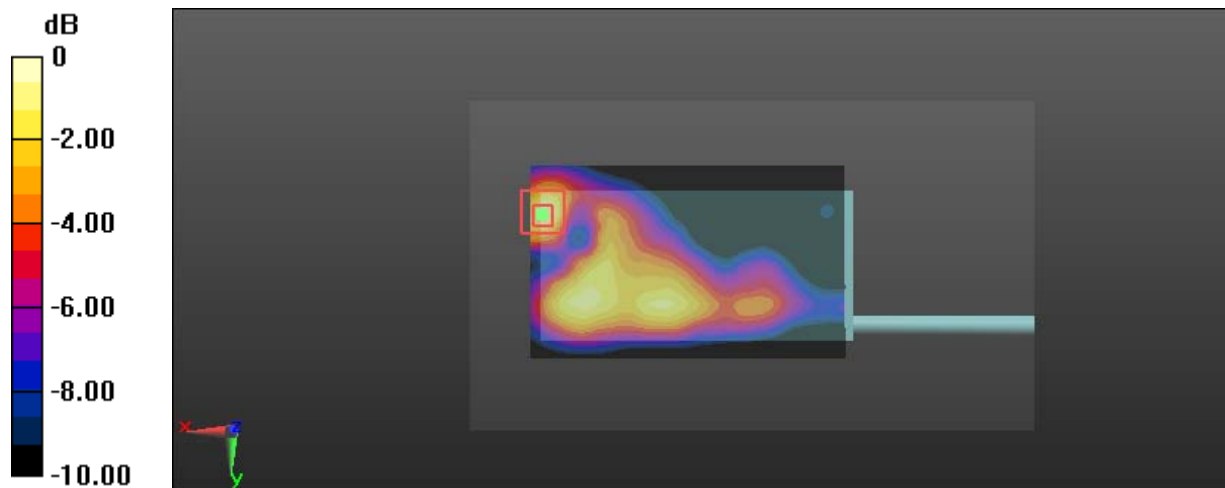
Zoom Scan (5x5x7)/Cube 0: Measurement grid: dx=8mm, dy=8mm, dz=5mm

Reference Value = 5.073 V/m; Power Drift = -0.18 dB

Peak SAR (extrapolated) = 0.493 W/kg

SAR(1 g) = 0.206 W/kg; SAR(10 g) = 0.088 W/kg

Maximum value of SAR (measured) = 0.373 W/kg



0 dB = 0.373 W/kg = -4.28 dBW/kg

Test Plot 158#: LTE Band 41_Body Front_Middle_50%RB**DUT: Multi-mode Advanced; Type: PDC760 UxB1; Serial: 17031300820**

Communication System: Generic TDD-LTE; Frequency: 2593 MHz; Duty Cycle: 1:1.58
Medium parameters used: $f = 2593$ MHz; $\sigma = 2.15$ S/m; $\epsilon_r = 54.513$; $\rho = 1000$ kg/m³ ;
Phantom section: Left Section

DASY5 Configuration:

- Probe: EX3DV4 - SN7441; ConvF(7.39, 7.39, 7.39); Calibrated: 2016/11/15;
- Sensor-Surface: 1.4mm (Mechanical Surface Detection)
- Electronics: DAE3 Sn379; Calibrated: 2016/10/4
- Phantom: Triple Flat Phantom 5.1C; Type: QD 000 P51 CA; Serial: 1130
- Measurement SW: DASY52, Version 52.8 (8);

Area Scan (111x71x1): Interpolated grid: dx=1.500 mm, dy=1.500 mm

Maximum value of SAR (interpolated) = 0.270 W/kg

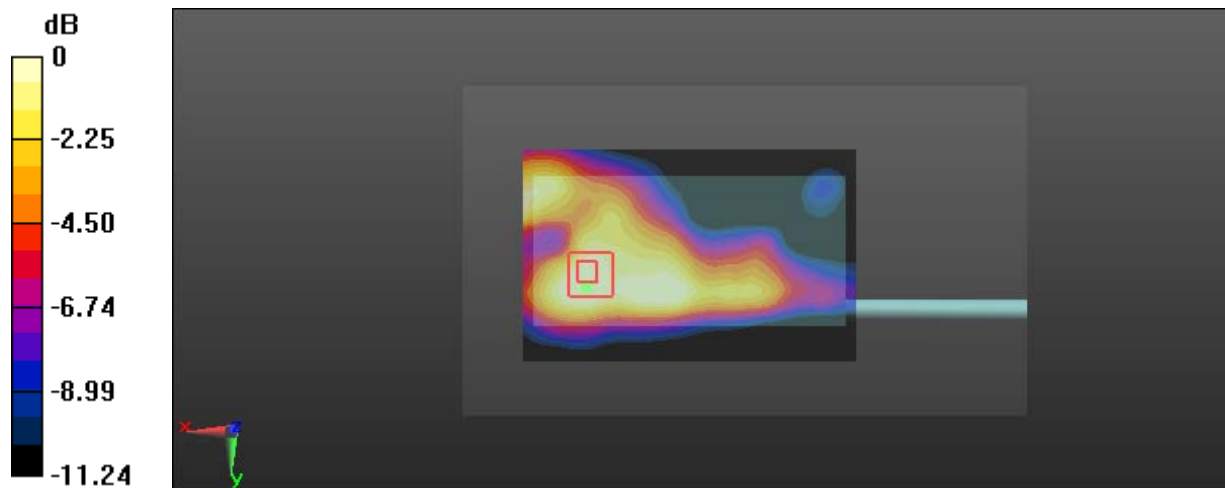
Zoom Scan (5x5x7)/Cube 0: Measurement grid: dx=8mm, dy=8mm, dz=5mm

Reference Value = 4.734 V/m; Power Drift = -0.20 dB

Peak SAR (extrapolated) = 0.310 W/kg

SAR(1 g) = 0.141 W/kg; SAR(10 g) = 0.074 W/kg

Maximum value of SAR (measured) = 0.234 W/kg



0 dB = 0.234 W/kg = -6.31 dBW/kg

Test Plot 159#: LTE Band 41_Body Back_Middle_1RB**DUT: Multi-mode Advanced; Type: PDC760 UxB1; Serial: 17031300820**

Communication System: Generic TDD-LTE; Frequency: 2593 MHz; Duty Cycle: 1:1.58
Medium parameters used: $f = 2593$ MHz; $\sigma = 2.15$ S/m; $\epsilon_r = 54.513$; $\rho = 1000$ kg/m³ ;
Phantom section: Left Section

DASY5 Configuration:

- Probe: EX3DV4 - SN7441; ConvF(7.39, 7.39, 7.39); Calibrated: 2016/11/15;
- Sensor-Surface: 1.4mm (Mechanical Surface Detection)
- Electronics: DAE3 Sn379; Calibrated: 2016/10/4
- Phantom: Triple Flat Phantom 5.1C; Type: QD 000 P51 CA; Serial: 1130
- Measurement SW: DASY52, Version 52.8 (8);

Area Scan (111x71x1): Interpolated grid: dx=1.500 mm, dy=1.500 mm

Maximum value of SAR (interpolated) = 0.0925 W/kg


Zoom Scan (5x5x7)/Cube 0: Measurement grid: dx=8mm, dy=8mm, dz=5mm

Reference Value = 4.423 V/m; Power Drift = -0.11 dB

Peak SAR (extrapolated) = 0.112 W/kg

SAR(1 g) = 0.056 W/kg; SAR(10 g) = 0.025 W/kg

Maximum value of SAR (measured) = 0.0890 W/kg



Test Plot 160#: LTE Band 41_Body Back_Middle_50%RB

DUT: Multi-mode Advanced; Type: PDC760 UxB1; Serial: 17031300820

Communication System: Generic TDD-LTE; Frequency: 2593 MHz; Duty Cycle: 1:1.58
 Medium parameters used: $f = 2593$ MHz; $\sigma = 2.15$ S/m; $\epsilon_r = 54.513$; $\rho = 1000$ kg/m³ ;
 Phantom section: Left Section

DASY5 Configuration:

- Probe: EX3DV4 - SN7441; ConvF(7.39, 7.39, 7.39); Calibrated: 2016/11/15;
- Sensor-Surface: 1.4mm (Mechanical Surface Detection)
- Electronics: DAE3 Sn379; Calibrated: 2016/10/4
- Phantom: Triple Flat Phantom 5.1C; Type: QD 000 P51 CA; Serial: 1130
- Measurement SW: DASY52, Version 52.8 (8);

Area Scan (111x71x1): Interpolated grid: dx=1.500 mm, dy=1.500 mm

Maximum value of SAR (interpolated) = 0.0758 W/kg


Zoom Scan (5x5x7)/Cube 0: Measurement grid: dx=8mm, dy=8mm, dz=5mm

Reference Value = 4.173 V/m; Power Drift = -0.18 dB

Peak SAR (extrapolated) = 0.0950 W/kg

SAR(1 g) = 0.043 W/kg; SAR(10 g) = 0.021 W/kg

Maximum value of SAR (measured) = 0.0725 W/kg



0 dB = 0.0725 W/kg = -11.40 dBW/kg

Test Plot 161#: LTE Band 41_Body Left_Middle_1RB

DUT: Multi-mode Advanced; Type: PDC760 UxB1; Serial: 17031300820

Communication System: Generic TDD-LTE; Frequency: 2593 MHz; Duty Cycle: 1:1.58
 Medium parameters used: $f = 2593$ MHz; $\sigma = 2.15$ S/m; $\epsilon_r = 54.513$; $\rho = 1000$ kg/m³ ;
 Phantom section: Left Section

DASY5 Configuration:

- Probe: EX3DV4 - SN7441; ConvF(7.39, 7.39, 7.39); Calibrated: 2016/11/15;
- Sensor-Surface: 1.4mm (Mechanical Surface Detection)
- Electronics: DAE3 Sn379; Calibrated: 2016/10/4
- Phantom: Triple Flat Phantom 5.1C; Type: QD 000 P51 CA; Serial: 1130
- Measurement SW: DASY52, Version 52.8 (8);

Area Scan (151x61x1): Interpolated grid: dx=1.200 mm, dy=1.200 mm

Maximum value of SAR (interpolated) = 0.183 W/kg

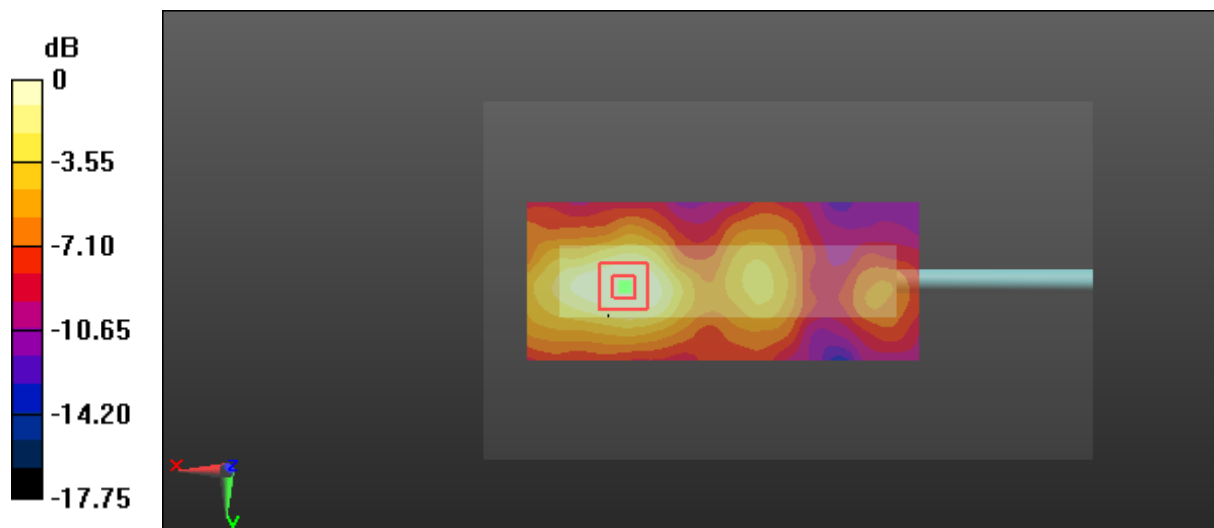
Zoom Scan (5x5x7)/Cube 0: Measurement grid: dx=8mm, dy=8mm, dz=5mm

Reference Value = 4.320 V/m; Power Drift = -0.09 dB

Peak SAR (extrapolated) = 0.213 W/kg

SAR(1 g) = 0.096 W/kg; SAR(10 g) = 0.047 W/kg

Maximum value of SAR (measured) = 0.160 W/kg



0 dB = 0.160 W/kg = -7.96 dBW/kg

Test Plot 162#: LTE Band 41_Body Left_Middle_50%RB

DUT: Multi-mode Advanced; Type: PDC760 UxB1; Serial: 17031300820

Communication System: Generic TDD-LTE; Frequency: 2593 MHz; Duty Cycle: 1:1.58
 Medium parameters used: $f = 2593$ MHz; $\sigma = 2.15$ S/m; $\epsilon_r = 54.513$; $\rho = 1000$ kg/m³ ;
 Phantom section: Left Section

DASY5 Configuration:

- Probe: EX3DV4 - SN7441; ConvF(7.39, 7.39, 7.39); Calibrated: 2016/11/15;
- Sensor-Surface: 1.4mm (Mechanical Surface Detection)
- Electronics: DAE3 Sn379; Calibrated: 2016/10/4
- Phantom: Triple Flat Phantom 5.1C; Type: QD 000 P51 CA; Serial: 1130
- Measurement SW: DASY52, Version 52.8 (8);

Area Scan (151x61x1): Interpolated grid: dx=1.200 mm, dy=1.200 mm

Maximum value of SAR (interpolated) = 0.145 W/kg


Zoom Scan (5x5x7)/Cube 0: Measurement grid: dx=8mm, dy=8mm, dz=5mm

Reference Value = 3.693 V/m; Power Drift = -0.18 dB

Peak SAR (extrapolated) = 0.180 W/kg

SAR(1 g) = 0.083 W/kg; SAR(10 g) = 0.041 W/kg

Maximum value of SAR (measured) = 0.139 W/kg



0 dB = 0.139 W/kg = -8.57 dBW/kg

Test Plot 163#: LTE Band 41_Body Right_Middle_1RB

DUT: Multi-mode Advanced; Type: PDC760 UxB1; Serial: 17031300820

Communication System: Generic TDD-LTE; Frequency: 2593 MHz; Duty Cycle: 1:1.58
 Medium parameters used: $f = 2593$ MHz; $\sigma = 2.15$ S/m; $\epsilon_r = 54.513$; $\rho = 1000$ kg/m³ ;
 Phantom section: Left Section

DASY5 Configuration:

- Probe: EX3DV4 - SN7441; ConvF(7.39, 7.39, 7.39); Calibrated: 2016/11/15;
- Sensor-Surface: 1.4mm (Mechanical Surface Detection)
- Electronics: DAE3 Sn379; Calibrated: 2016/10/4
- Phantom: Triple Flat Phantom 5.1C; Type: QD 000 P51 CA; Serial: 1130
- Measurement SW: DASY52, Version 52.8 (8);

Area Scan (151x61x1): Interpolated grid: dx=1.200 mm, dy=1.200 mm

Maximum value of SAR (interpolated) = 0.0686 W/kg


Zoom Scan (5x5x7)/Cube 0: Measurement grid: dx=8mm, dy=8mm, dz=5mm

Reference Value = 3.565 V/m; Power Drift = -0.15 dB

Peak SAR (extrapolated) = 0.0860 W/kg

SAR(1 g) = 0.040 W/kg; SAR(10 g) = 0.019 W/kg

Maximum value of SAR (measured) = 0.0661 W/kg



0 dB = 0.0661 W/kg = -11.80 dBW/kg

Test Plot 164#: LTE Band 41_Body Right_Middle_50%RB

DUT: Multi-mode Advanced; Type: PDC760 UxB1; Serial: 17031300820

Communication System: Generic TDD-LTE; Frequency: 2593 MHz; Duty Cycle: 1:1.58
 Medium parameters used: $f = 2593$ MHz; $\sigma = 2.15$ S/m; $\epsilon_r = 54.513$; $\rho = 1000$ kg/m³ ;
 Phantom section: Left Section

DASY5 Configuration:

- Probe: EX3DV4 - SN7441; ConvF(7.39, 7.39, 7.39); Calibrated: 2016/11/15;
- Sensor-Surface: 1.4mm (Mechanical Surface Detection)
- Electronics: DAE3 Sn379; Calibrated: 2016/10/4
- Phantom: Triple Flat Phantom 5.1C; Type: QD 000 P51 CA; Serial: 1130
- Measurement SW: DASY52, Version 52.8 (8);

Area Scan (151x61x1): Interpolated grid: dx=1.200 mm, dy=1.200 mm

Maximum value of SAR (interpolated) = 0.0578 W/kg


Zoom Scan (5x5x7)/Cube 0: Measurement grid: dx=8mm, dy=8mm, dz=5mm

Reference Value = 3.491 V/m; Power Drift = -0.07 dB

Peak SAR (extrapolated) = 0.0790 W/kg

SAR(1 g) = 0.035 W/kg; SAR(10 g) = 0.015 W/kg

Maximum value of SAR (measured) = 0.0600 W/kg



0 dB = 0.0600 W/kg = -12.22 dBW/kg

Test Plot 165#: LTE Band 41_Body Bottom_Middle_1RB

DUT: Multi-mode Advanced; Type: PDC760 UxB1; Serial: 17031300820

Communication System: Generic TDD-LTE; Frequency: 2593 MHz; Duty Cycle: 1:1.58
 Medium parameters used: $f = 2593$ MHz; $\sigma = 2.15$ S/m; $\epsilon_r = 54.513$; $\rho = 1000$ kg/m³ ;
 Phantom section: Left Section

DASY5 Configuration:

- Probe: EX3DV4 - SN7441; ConvF(7.39, 7.39, 7.39); Calibrated: 2016/11/15;
- Sensor-Surface: 1.4mm (Mechanical Surface Detection)
- Electronics: DAE3 Sn379; Calibrated: 2016/10/4
- Phantom: Triple Flat Phantom 5.1C; Type: QD 000 P51 CA; Serial: 1130
- Measurement SW: DASY52, Version 52.8 (8);

Area Scan (91x61x1): Interpolated grid: dx=1.200 mm, dy=1.200 mm

Maximum value of SAR (interpolated) = 1.12 W/kg


Zoom Scan (5x5x7)/Cube 0: Measurement grid: dx=8mm, dy=8mm, dz=5mm

Reference Value = 7.020 V/m; Power Drift = -0.19 dB

Peak SAR (extrapolated) = 1.52 W/kg

SAR(1 g) = 0.542 W/kg; SAR(10 g) = 0.194 W/kg

Maximum value of SAR (measured) = 1.14 W/kg



0 dB = 1.14 W/kg = 0.57 dBW/kg

Test Plot 166#: LTE Band 41_Body Bottom_Middle_50%RB

DUT: Multi-mode Advanced; Type: PDC760 UxB1; Serial: 17031300820

Communication System: Generic TDD-LTE; Frequency: 2593 MHz; Duty Cycle: 1:1.58
 Medium parameters used: $f = 2593 \text{ MHz}$; $\sigma = 2.15 \text{ S/m}$; $\epsilon_r = 54.513$; $\rho = 1000 \text{ kg/m}^3$;
 Phantom section: Left Section

DASY5 Configuration:

- Probe: EX3DV4 - SN7441; ConvF(7.39, 7.39, 7.39); Calibrated: 2016/11/15;
- Sensor-Surface: 1.4mm (Mechanical Surface Detection)
- Electronics: DAE3 Sn379; Calibrated: 2016/10/4
- Phantom: Triple Flat Phantom 5.1C; Type: QD 000 P51 CA; Serial: 1130
- Measurement SW: DASY52, Version 52.8 (8);

Area Scan (91x61x1): Interpolated grid: $dx=1.200 \text{ mm}$, $dy=1.200 \text{ mm}$

Maximum value of SAR (interpolated) = 0.874 W/kg


Zoom Scan (5x5x7)/Cube 0: Measurement grid: $dx=8\text{mm}$, $dy=8\text{mm}$, $dz=5\text{mm}$

Reference Value = 6.419 V/m; Power Drift = -0.12 dB

Peak SAR (extrapolated) = 1.17 W/kg

SAR(1 g) = 0.418 W/kg; SAR(10 g) = 0.150 W/kg

Maximum value of SAR (measured) = 0.882 W/kg



0 dB = 0.882 W/kg = -0.55 dBW/kg

Test Plot 167#: CDMA 850(BC0)_Head Left Cheek_Middle

DUT: Multi-mode Advanced; Type: PDC760 UxB1; Serial: 17031300820

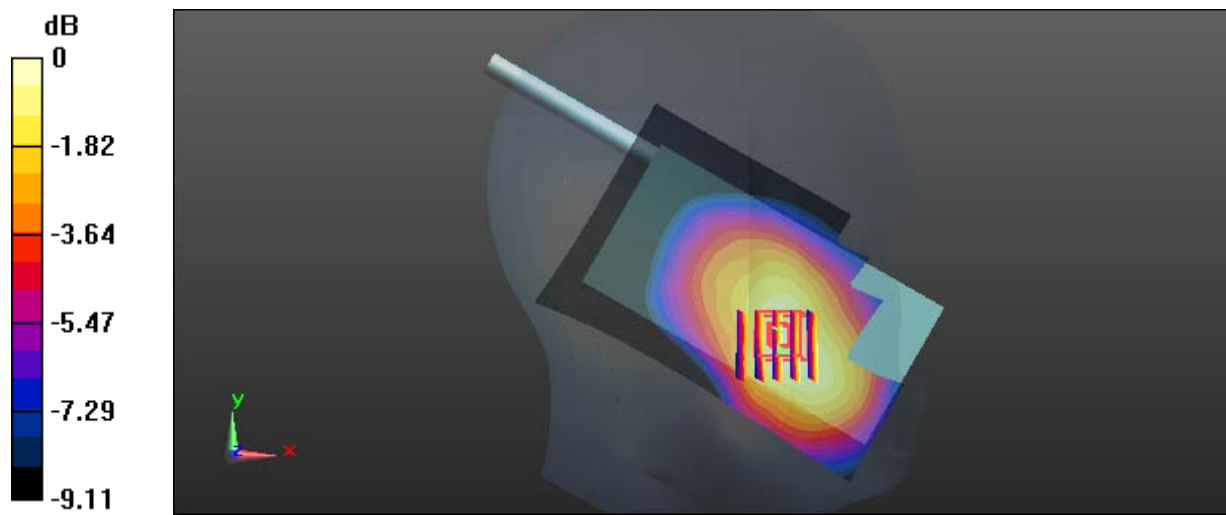
Communication System: CDMA 1xRTT; Frequency: 836.52 MHz; Duty Cycle: 1:1
 Medium parameters used: $f = 836.52 \text{ MHz}$; $\sigma = 0.893 \text{ S/m}$; $\epsilon_r = 40.975$; $\rho = 1000 \text{ kg/m}^3$
 Phantom section: Left Section

DASY5 Configuration:

- Probe: EX3DV4 - SN7441; ConvF(10.22, 10.22, 10.22); Calibrated: 2016/11/15;
- Sensor-Surface: 1.4mm (Mechanical Surface Detection)
- Electronics: DAE3 Sn379; Calibrated: 2016/10/4
- Phantom: SAM 1; Type: QD000P40CC; Serial: TP:1412
- Measurement SW: DASY52, Version 52.8 (8);

Area Scan (71x111x1): Interpolated grid: $dx=1.500 \text{ mm}$, $dy=1.500 \text{ mm}$
 Maximum value of SAR (interpolated) = 0.641 W/kg

Zoom Scan (5x5x7)/Cube 0: Measurement grid: $dx=8\text{mm}$, $dy=8\text{mm}$, $dz=5\text{mm}$
 Reference Value = 11.82 V/m; Power Drift = -0.02 dB
 Peak SAR (extrapolated) = 0.754 W/kg
SAR(1 g) = 0.558 W/kg; SAR(10 g) = 0.417 W/kg
 Maximum value of SAR (measured) = 0.670 W/kg



0 dB = 0.670 W/kg = -1.74 dBW/kg

Test Plot 168#: CDMA 850(BC0)_Head Left Tilt_Middle**DUT: Multi-mode Advanced; Type: PDC760 UxB1; Serial: 17031300820**

Communication System: CDMA 1xRTT; Frequency: 836.52 MHz; Duty Cycle: 1:1

Medium parameters used: $f = 836.52$ MHz; $\sigma = 0.893$ S/m; $\epsilon_r = 40.975$; $\rho = 1000$ kg/m³

Phantom section: Left Section

DASY5 Configuration:

- Probe: EX3DV4 - SN7441; ConvF(10.22, 10.22, 10.22); Calibrated: 2016/11/15;
- Sensor-Surface: 1.4mm (Mechanical Surface Detection)
- Electronics: DAE3 Sn379; Calibrated: 2016/10/4
- Phantom: SAM 1; Type: QD000P40CC; Serial: TP:1412
- Measurement SW: DASY52, Version 52.8 (8);

Area Scan (71x111x1): Interpolated grid: dx=1.500 mm, dy=1.500 mm

Maximum value of SAR (interpolated) = 0.428 W/kg


Zoom Scan (5x5x7)/Cube 0: Measurement grid: dx=8mm, dy=8mm, dz=5mm

Reference Value = 18.08 V/m; Power Drift = 0.01 dB

Peak SAR (extrapolated) = 0.481 W/kg

SAR(1 g) = 0.384 W/kg; SAR(10 g) = 0.293 W/kg

Maximum value of SAR (measured) = 0.452 W/kg



0 dB = 0.452 W/kg = -3.45 dBW/kg

Test Plot 169#: CDMA 850(BC0)_Head Right Cheek_Middle**DUT: Multi-mode Advanced; Type: PDC760 UxB1; Serial: 17031300820**

Communication System: CDMA 1xRTT; Frequency: 836.52 MHz; Duty Cycle: 1:1

Medium parameters used: $f = 836.52$ MHz; $\sigma = 0.893$ S/m; $\epsilon_r = 40.975$; $\rho = 1000$ kg/m³

Phantom section: Right Section

DASY5 Configuration:

- Probe: EX3DV4 - SN7441; ConvF(10.22, 10.22, 10.22); Calibrated: 2016/11/15;
- Sensor-Surface: 1.4mm (Mechanical Surface Detection)
- Electronics: DAE3 Sn379; Calibrated: 2016/10/4
- Phantom: SAM 1; Type: QD000P40CC; Serial: TP:1412
- Measurement SW: DASY52, Version 52.8 (8);

Area Scan (71x111x1): Interpolated grid: dx=1.500 mm, dy=1.500 mm

Maximum value of SAR (interpolated) = 0.433 W/kg


Zoom Scan (5x5x7)/Cube 0: Measurement grid: dx=8mm, dy=8mm, dz=5mm

Reference Value = 11.31 V/m; Power Drift = -0.12 dB

Peak SAR (extrapolated) = 0.496 W/kg

SAR(1 g) = 0.385 W/kg; SAR(10 g) = 0.299 W/kg

Maximum value of SAR (measured) = 0.447 W/kg



0 dB = 0.447 W/kg = -3.50 dBW/kg

Test Plot 170#: CDMA 850(BC0)_Head Right Tilt_Middle**DUT: Multi-mode Advanced; Type: PDC760 UxB1; Serial: 17031300820**

Communication System: CDMA 1xRTT; Frequency: 836.52 MHz; Duty Cycle: 1:1

Medium parameters used: $f = 836.52$ MHz; $\sigma = 0.893$ S/m; $\epsilon_r = 40.975$; $\rho = 1000$ kg/m³

Phantom section: Right Section

DASY5 Configuration:

- Probe: EX3DV4 - SN7441; ConvF(10.22, 10.22, 10.22); Calibrated: 2016/11/15;
- Sensor-Surface: 1.4mm (Mechanical Surface Detection)
- Electronics: DAE3 Sn379; Calibrated: 2016/10/4
- Phantom: SAM 1; Type: QD000P40CC; Serial: TP:1412
- Measurement SW: DASY52, Version 52.8 (8);

Area Scan (71x111x1): Interpolated grid: dx=1.500 mm, dy=1.500 mm

Maximum value of SAR (interpolated) = 0.178 W/kg


Zoom Scan (5x5x7)/Cube 0: Measurement grid: dx=8mm, dy=8mm, dz=5mm

Reference Value = 11.51 V/m; Power Drift = 0.05 dB

Peak SAR (extrapolated) = 0.188 W/kg

SAR(1 g) = 0.153 W/kg; SAR(10 g) = 0.118 W/kg

Maximum value of SAR (measured) = 0.178 W/kg



0 dB = 0.178 W/kg = -7.50 dBW/kg

Test Plot 171#: CDMA 850(BC0)_Body Worn Back_Middle**DUT: Multi-mode Advanced; Type: PDC760 UxB1; Serial: 17031300820**

Communication System: CDMA 1xRTT; Frequency: 836.52 MHz; Duty Cycle: 1:1

Medium parameters used: $f = 836.52$ MHz; $\sigma = 0.893$ S/m; $\epsilon_r = 40.975$; $\rho = 1000$ kg/m³

Phantom section: Right Section

DASY5 Configuration:

- Probe: EX3DV4 - SN7441; ConvF(10.22, 10.22, 10.22); Calibrated: 2016/11/15;
- Sensor-Surface: 1.4mm (Mechanical Surface Detection)
- Electronics: DAE3 Sn379; Calibrated: 2016/10/4
- Phantom: Triple Flat Phantom 5.1C; Type: QD 000 P51 CA; Serial: 1130
- Measurement SW: DASY52, Version 52.8 (8);

Area Scan (111x71x1): Interpolated grid: dx=1.500 mm, dy=1.500 mm

Maximum value of SAR (interpolated) = 0.079 W/kg

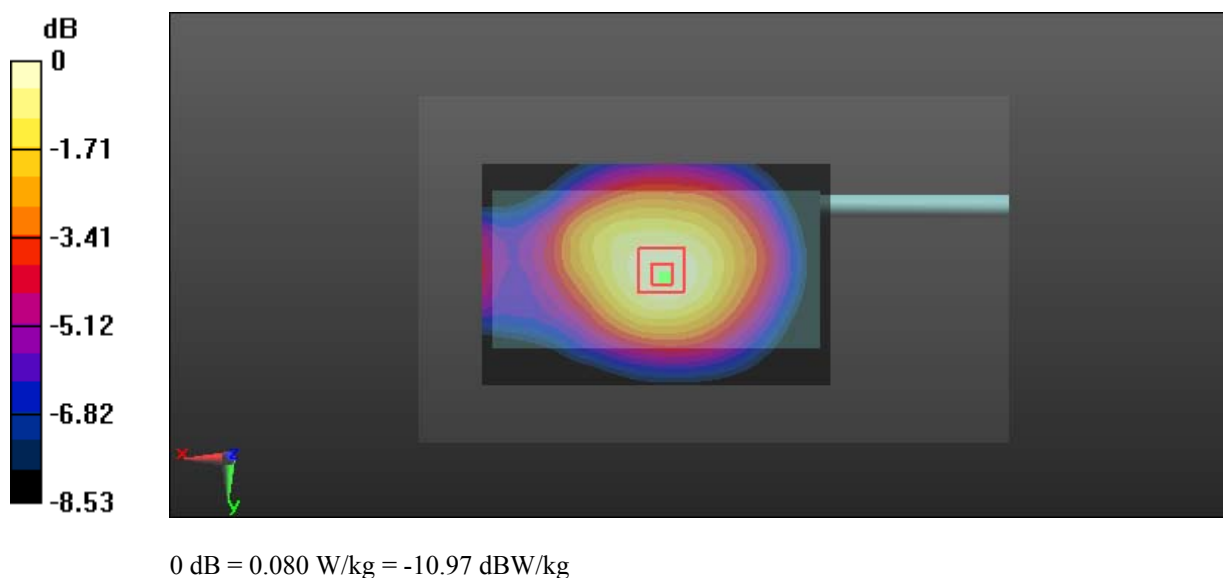
Zoom Scan (5x5x7)/Cube 0: Measurement grid: dx=8mm, dy=8mm, dz=5mm

Reference Value = 6.764 V/m; Power Drift = 0.03 dB

Peak SAR (extrapolated) = 0.084 W/kg

SAR(1 g) = 0.06 W/kg; SAR(10 g) = 0.044 W/kg

Maximum value of SAR (measured) = 0.080 W/kg



Test Plot 172#: CDMA 850(BC0)_Face up_Middle**DUT: Multi-mode Advanced; Type: PDC760 UxB1; Serial: 17031300820**

Communication System: CDMA 1xRTT; Frequency: 836.52 MHz; Duty Cycle: 1:1

Medium parameters used: $f = 836.52$ MHz; $\sigma = 0.926$ S/m; $\epsilon_r = 40.971$; $\rho = 1000$ kg/m³

Phantom section: Right Section

DASY5 Configuration:

- Probe: EX3DV4 - SN7441; ConvF(9.85, 9.85, 9.85); Calibrated: 2016/11/15;
- Sensor-Surface: 1.4mm (Mechanical Surface Detection)
- Electronics: DAE3 Sn379; Calibrated: 2016/10/4
- Phantom: Triple Flat Phantom 5.1C; Type: QD 000 P51 CA; Serial: 1130
- Measurement SW: DASY52, Version 52.8 (8);

Area Scan (111x71x1): Interpolated grid: dx=1.500 mm, dy=1.500 mm

Maximum value of SAR (interpolated) = 0.292 W/kg


Zoom Scan (5x5x7)/Cube 0: Measurement grid: dx=8mm, dy=8mm, dz=5mm

Reference Value = 14.50 V/m; Power Drift = -0.02 dB

Peak SAR (extrapolated) = 0.322 W/kg

SAR(1 g) = 0.233 W/kg; SAR(10 g) = 0.173 W/kg

Maximum value of SAR (measured) = 0.291 W/kg



0 dB = 0.291 W/kg = -5.36 dBW/kg

Test Plot 173#: CDMA 850(BC0)_Body Front_Middle

DUT: Multi-mode Advanced; Type: PDC760 UxB1; Serial: 17031300820

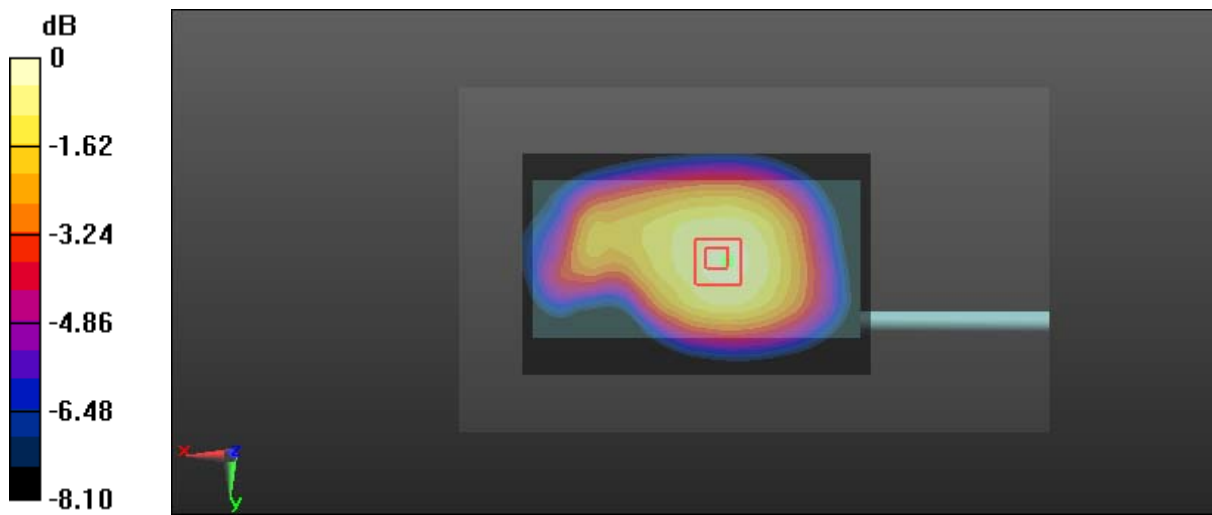
Communication System: CDMA EV-DO; Frequency: 836.52 MHz; Duty Cycle: 1:1
 Medium parameters used: $f = 836.52 \text{ MHz}$; $\sigma = 0.982 \text{ S/m}$; $\epsilon_r = 55.081$; $\rho = 1000 \text{ kg/m}^3$
 Phantom section: Right Section

DASY5 Configuration:

- Probe: EX3DV4 - SN7441; ConvF(9.85, 9.85, 9.85); Calibrated: 2016/11/15;
- Sensor-Surface: 1.4mm (Mechanical Surface Detection)
- Electronics: DAE3 Sn379; Calibrated: 2016/10/4
- Phantom: Triple Flat Phantom 5.1C; Type: QD 000 P51 CA; Serial: 1130
- Measurement SW: DASY52, Version 52.8 (8);

Area Scan (111x71x1): Interpolated grid: $dx=1.500 \text{ mm}$, $dy=1.500 \text{ mm}$
 Maximum value of SAR (interpolated) = 0.295 W/kg

Zoom Scan (5x5x7)/Cube 0: Measurement grid: $dx=8\text{mm}$, $dy=8\text{mm}$, $dz=5\text{mm}$
 Reference Value = 15.81 V/m; Power Drift = -0.12 dB
 Peak SAR (extrapolated) = 0.342 W/kg
SAR(1 g) = 0.265 W/kg; SAR(10 g) = 0.202 W/kg
 Maximum value of SAR (measured) = 0.318 W/kg



0 dB = 0.318 W/kg = -4.98 dBW/kg

Test Plot 174#: CDMA 850(BC0)_Body Back_Middle**DUT: Multi-mode Advanced; Type: PDC760 UxB1; Serial: 17031300820**

Communication System: CDMA EV-DO; Frequency: 836.52 MHz; Duty Cycle: 1:1

Medium parameters used: $f = 836.52$ MHz; $\sigma = 0.982$ S/m; $\epsilon_r = 55.081$; $\rho = 1000$ kg/m³

Phantom section: Right Section

DASY5 Configuration:

- Probe: EX3DV4 - SN7441; ConvF(9.85, 9.85, 9.85); Calibrated: 2016/11/15;
- Sensor-Surface: 1.4mm (Mechanical Surface Detection)
- Electronics: DAE3 Sn379; Calibrated: 2016/10/4
- Phantom: Triple Flat Phantom 5.1C; Type: QD 000 P51 CA; Serial: 1130
- Measurement SW: DASY52, Version 52.8 (8);

Area Scan (111x71x1): Interpolated grid: dx=1.500 mm, dy=1.500 mm

Maximum value of SAR (interpolated) = 0.0779 W/kg


Zoom Scan (5x5x7)/Cube 0: Measurement grid: dx=8mm, dy=8mm, dz=5mm

Reference Value = 7.477 V/m; Power Drift = 0.02 dB

Peak SAR (extrapolated) = 0.0850 W/kg

SAR(1 g) = 0.063 W/kg; SAR(10 g) = 0.047 W/kg

Maximum value of SAR (measured) = 0.0780 W/kg



0 dB = 0.0780 W/kg = -11.08 dBW/kg

Test Plot 175#: CDMA 850(BC0)_Body Left_Middle**DUT: Multi-mode Advanced; Type: PDC760 UxB1; Serial: 17031300820**

Communication System: CDMA EV-DO; Frequency: 836.52 MHz; Duty Cycle: 1:1

Medium parameters used: $f = 836.52$ MHz; $\sigma = 0.982$ S/m; $\epsilon_r = 55.081$; $\rho = 1000$ kg/m³

Phantom section: Right Section

DASY5 Configuration:

- Probe: EX3DV4 - SN7441; ConvF(9.85, 9.85, 9.85); Calibrated: 2016/11/15;
- Sensor-Surface: 1.4mm (Mechanical Surface Detection)
- Electronics: DAE3 Sn379; Calibrated: 2016/10/4
- Phantom: Triple Flat Phantom 5.1C; Type: QD 000 P51 CA; Serial: 1130
- Measurement SW: DASY52, Version 52.8 (8);

Area Scan (121x41x1): Interpolated grid: dx=1.500 mm, dy=1.500 mm

Maximum value of SAR (interpolated) = 0.0812 W/kg


Zoom Scan (5x5x7)/Cube 0: Measurement grid: dx=8mm, dy=8mm, dz=5mm

Reference Value = 8.217 V/m; Power Drift = -0.02 dB

Peak SAR (extrapolated) = 0.0930 W/kg

SAR(1 g) = 0.066 W/kg; SAR(10 g) = 0.046 W/kg

Maximum value of SAR (measured) = 0.0843 W/kg



0 dB = 0.0843 W/kg = -10.74 dBW/kg

Test Plot 176#: CDMA 850(BC0)_Body Right_Middle**DUT: Multi-mode Advanced; Type: PDC760 UxB1; Serial: 17031300820**

Communication System: CDMA EV-DO; Frequency: 836.52 MHz; Duty Cycle: 1:1

Medium parameters used: $f = 836.52$ MHz; $\sigma = 0.982$ S/m; $\epsilon_r = 55.081$; $\rho = 1000$ kg/m³

Phantom section: Right Section

DASY5 Configuration:

- Probe: EX3DV4 - SN7441; ConvF(9.85, 9.85, 9.85); Calibrated: 2016/11/15;
- Sensor-Surface: 1.4mm (Mechanical Surface Detection)
- Electronics: DAE3 Sn379; Calibrated: 2016/10/4
- Phantom: Triple Flat Phantom 5.1C; Type: QD 000 P51 CA; Serial: 1130
- Measurement SW: DASY52, Version 52.8 (8);

Area Scan (121x41x1): Interpolated grid: dx=1.500 mm, dy=1.500 mm

Maximum value of SAR (interpolated) = 0.198 W/kg

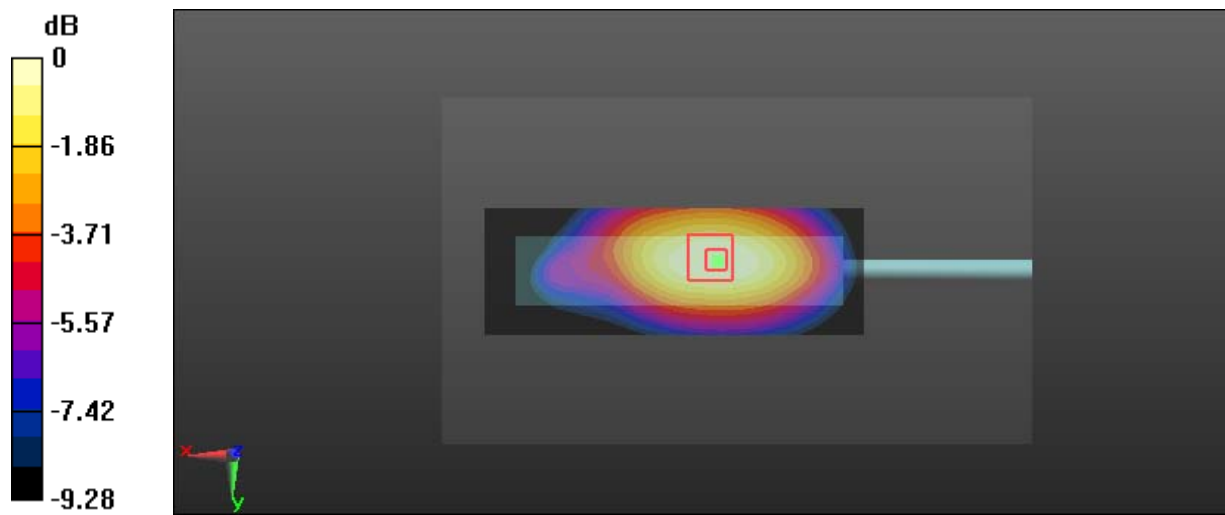
Zoom Scan (5x5x7)/Cube 0: Measurement grid: dx=8mm, dy=8mm, dz=5mm

Reference Value = 12.62 V/m; Power Drift = -0.04 dB

Peak SAR (extrapolated) = 0.216 W/kg

SAR(1 g) = 0.149 W/kg; SAR(10 g) = 0.104 W/kg

Maximum value of SAR (measured) = 0.193 W/kg



0 dB = 0.193 W/kg = -7.14 dBW/kg

Test Plot 177#: CDMA 850(BC0)_Body Bottom_Middle**DUT: Multi-mode Advanced; Type: PDC760 UxB1; Serial: 17031300820**

Communication System: CDMA EV-DO; Frequency: 836.52 MHz; Duty Cycle: 1:1

Medium parameters used: $f = 836.52$ MHz; $\sigma = 0.982$ S/m; $\epsilon_r = 55.081$; $\rho = 1000$ kg/m³

Phantom section: Right Section

DASY5 Configuration:

- Probe: EX3DV4 - SN7441; ConvF(9.85, 9.85, 9.85); Calibrated: 2016/11/15;
- Sensor-Surface: 1.4mm (Mechanical Surface Detection)
- Electronics: DAE3 Sn379; Calibrated: 2016/10/4
- Phantom: Triple Flat Phantom 5.1C; Type: QD 000 P51 CA; Serial: 1130
- Measurement SW: DASY52, Version 52.8 (8);

Area Scan (91x51x1): Interpolated grid: dx=1.500 mm, dy=1.500 mm

Maximum value of SAR (interpolated) = 0.335 W/kg


Zoom Scan (5x5x7)/Cube 0: Measurement grid: dx=8mm, dy=8mm, dz=5mm

Reference Value = 14.96 V/m; Power Drift = 0.04 dB

Peak SAR (extrapolated) = 0.396 W/kg

SAR(1 g) = 0.220 W/kg; SAR(10 g) = 0.124 W/kg

Maximum value of SAR (measured) = 0.333 W/kg



0 dB = 0.333 W/kg = -4.78 dBW/kg

Test Plot 178#: WLAN 2.4G_Head Left Cheek_Middle**DUT: Multi-mode Advanced; Type: PDC760 UxB1; Serial: 17031300820**

Communication System: IEEE 802.11b WiFi 2.4 GHz; Frequency: 2442 MHz; Duty Cycle: 1:1

Medium parameters used: $f = 2442$ MHz; $\sigma = 1.797$ S/m; $\epsilon_r = 40.331$; $\rho = 1000$ kg/m³

Phantom section: Left Section

DASY5 Configuration:

- Probe: EX3DV4 - SN7441; ConvF(7.85, 7.85, 7.85); Calibrated: 2016/11/15;
- Sensor-Surface: 1.4mm (Mechanical Surface Detection)
- Electronics: DAE3 Sn379; Calibrated: 2016/10/4
- Phantom: SAM 1; Type: QD000P40CC; Serial: TP:1412
- Measurement SW: DASY52, Version 52.8 (8);

Area Scan (141x81x1): Interpolated grid: dx=1.200 mm, dy=1.200 mm

Maximum value of SAR (interpolated) = 0.0734 W/kg

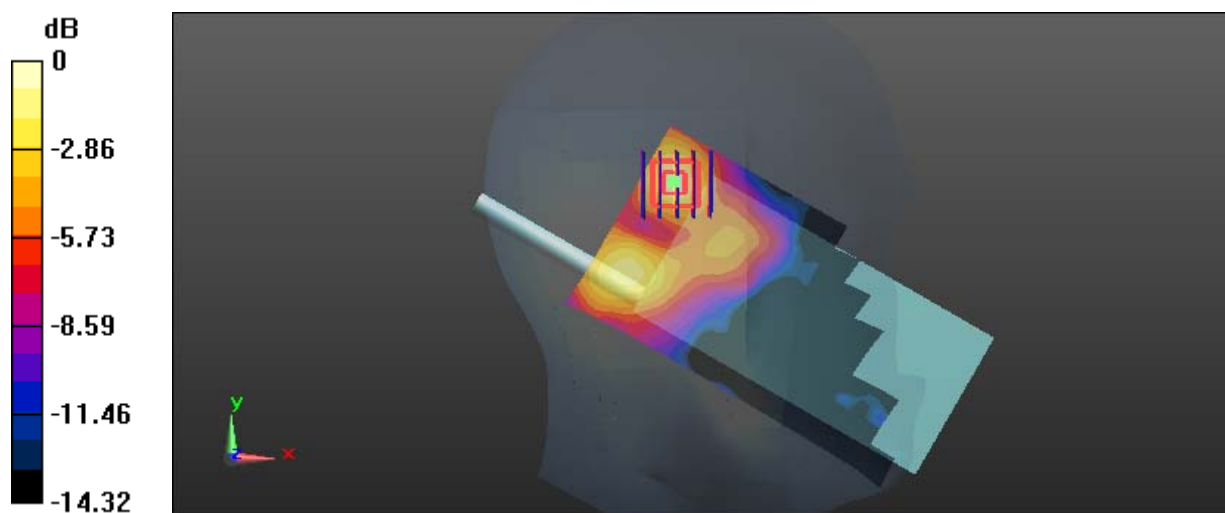
Zoom Scan (5x5x7)/Cube 0: Measurement grid: dx=8mm, dy=8mm, dz=5mm

Reference Value = 2.850 V/m; Power Drift = 0.11 dB

Peak SAR (extrapolated) = 0.0880 W/kg

SAR(1 g) = 0.046 W/kg; SAR(10 g) = 0.023 W/kg

Maximum value of SAR (measured) = 0.0724 W/kg



0 dB = 0.0724 W/kg = -11.40 dBW/kg

Test Plot 179#: WLAN 2.4G_Head Left Tilt_Middle**DUT: Multi-mode Advanced; Type: PDC760 UxB1; Serial: 17031300820**

Communication System: IEEE 802.11b WiFi 2.4 GHz; Frequency: 2442 MHz; Duty Cycle: 1:1

Medium parameters used: $f = 2442$ MHz; $\sigma = 1.797$ S/m; $\epsilon_r = 40.331$; $\rho = 1000$ kg/m³

Phantom section: Left Section

DASY5 Configuration:

- Probe: EX3DV4 - SN7441; ConvF(7.85, 7.85, 7.85); Calibrated: 2016/11/15;
- Sensor-Surface: 1.4mm (Mechanical Surface Detection)
- Electronics: DAE3 Sn379; Calibrated: 2016/10/4
- Phantom: SAM 1; Type: QD000P40CC; Serial: TP:1412
- Measurement SW: DASY52, Version 52.8 (8);

Area Scan (141x81x1): Interpolated grid: dx=1.200 mm, dy=1.200 mm

Maximum value of SAR (interpolated) = 0.127 W/kg

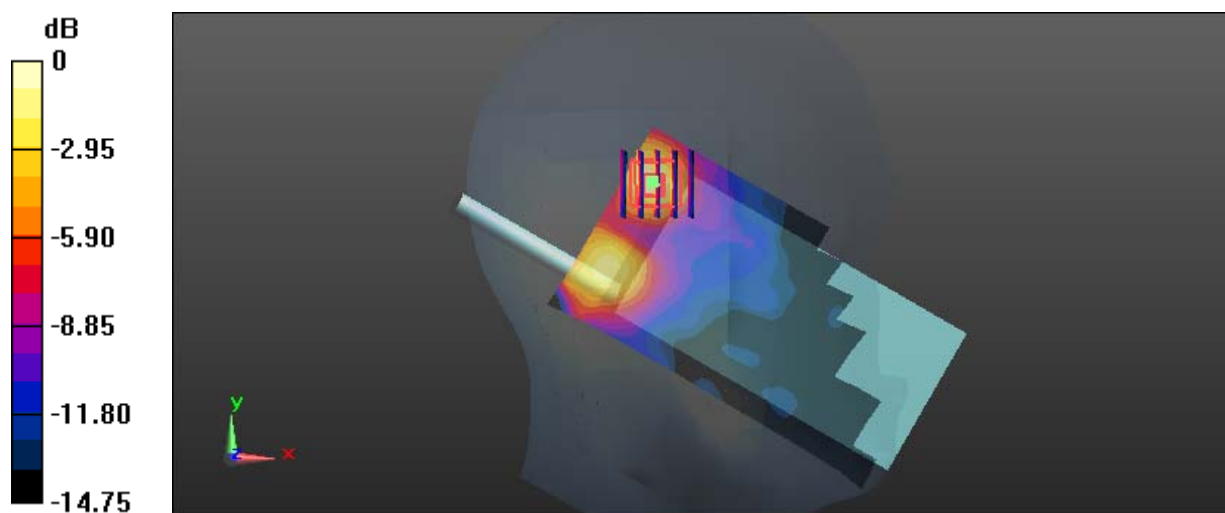
Zoom Scan (5x5x7)/Cube 0: Measurement grid: dx=8mm, dy=8mm, dz=5mm

Reference Value = 2.531 V/m; Power Drift = -0.02 dB

Peak SAR (extrapolated) = 0.149 W/kg

SAR(1 g) = 0.079 W/kg; SAR(10 g) = 0.038 W/kg

Maximum value of SAR (measured) = 0.122 W/kg



0 dB = 0.122 W/kg = -9.14 dBW/kg

Test Plot 180#: WLAN 2.4G_Head Right Cheek_Middle**DUT: Multi-mode Advanced; Type: PDC760 UxB1; Serial: 17031300820**

Communication System: IEEE 802.11b WiFi 2.4 GHz; Frequency: 2442 MHz; Duty Cycle: 1:1

Medium parameters used: $f = 2442$ MHz; $\sigma = 1.797$ S/m; $\epsilon_r = 40.331$; $\rho = 1000$ kg/m³

Phantom section: Right Section

DASY5 Configuration:

- Probe: EX3DV4 - SN7441; ConvF(7.85, 7.85, 7.85); Calibrated: 2016/11/15;
- Sensor-Surface: 1.4mm (Mechanical Surface Detection)
- Electronics: DAE3 Sn379; Calibrated: 2016/10/4
- Phantom: SAM 1; Type: QD000P40CC; Serial: TP:1412
- Measurement SW: DASY52, Version 52.8 (8);

Area Scan (141x81x1): Interpolated grid: dx=1.200 mm, dy=1.200 mm

Maximum value of SAR (interpolated) = 0.118 W/kg


Zoom Scan (5x5x7)/Cube 0: Measurement grid: dx=8mm, dy=8mm, dz=5mm

Reference Value = 4.039 V/m; Power Drift = -0.17 dB

Peak SAR (extrapolated) = 0.143 W/kg

SAR(1 g) = 0.078 W/kg; SAR(10 g) = 0.042 W/kg

Maximum value of SAR (measured) = 0.117 W/kg



0 dB = 0.117 W/kg = -9.32 dBW/kg

Test Plot 181#: WLAN 2.4G_Head Right Tilt_Middle

DUT: Multi-mode Advanced; Type: PDC760 UxB1; Serial: 17031300820

Communication System: IEEE 802.11b WiFi 2.4 GHz; Frequency: 2442 MHz; Duty Cycle: 1:1

Medium parameters used: $f = 2442 \text{ MHz}$; $\sigma = 1.797 \text{ S/m}$; $\epsilon_r = 40.331$; $\rho = 1000 \text{ kg/m}^3$

Phantom section: Right Section

DASY5 Configuration:

- Probe: EX3DV4 - SN7441; ConvF(7.85, 7.85, 7.85); Calibrated: 2016/11/15;
- Sensor-Surface: 1.4mm (Mechanical Surface Detection)
- Electronics: DAE3 Sn379; Calibrated: 2016/10/4
- Phantom: SAM 1; Type: QD000P40CC; Serial: TP:1412
- Measurement SW: DASY52, Version 52.8 (8);

Area Scan (141x81x1): Interpolated grid: $dx=1.200 \text{ mm}$, $dy=1.200 \text{ mm}$

Maximum value of SAR (interpolated) = 0.164 W/kg

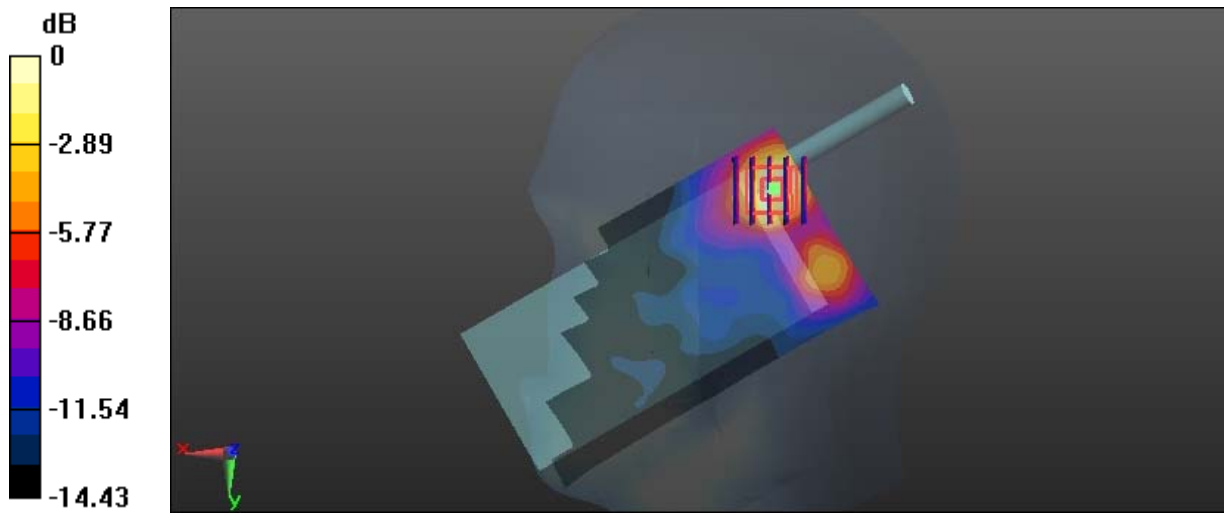
Zoom Scan (5x5x7)/Cube 0: Measurement grid: $dx=8\text{mm}$, $dy=8\text{mm}$, $dz=5\text{mm}$

Reference Value = 2.554 V/m; Power Drift = 0.19 dB

Peak SAR (extrapolated) = 0.196 W/kg

SAR(1 g) = 0.105 W/kg; SAR(10 g) = 0.054 W/kg

Maximum value of SAR (measured) = 0.162 W/kg



0 dB = 0.162 W/kg = -7.90 dBW/kg

Test Plot 182#: WLAN 2.4G_Body Back_Middle**DUT: Multi-mode Advanced; Type: PDC760 UxB1; Serial: 17031300820**

Communication System: IEEE 802.11b WiFi 2.4 GHz; Frequency: 2442 MHz; Duty Cycle: 1:1

Medium parameters used: $f = 2442$ MHz; $\sigma = 1.797$ S/m; $\epsilon_r = 40.331$; $\rho = 1000$ kg/m³

Phantom section: Center Section

DASY5 Configuration:

- Probe: EX3DV4 - SN7441; ConvF(7.67, 7.67, 7.67); Calibrated: 2016/11/15;
- Sensor-Surface: 1.4mm (Mechanical Surface Detection)
- Electronics: DAE3 Sn379; Calibrated: 2016/10/4
- Phantom: Triple Flat Phantom 5.1C; Type: QD 000 P51 CA; Serial: 1130
- Measurement SW: DASY52, Version 52.8 (8);

Area Scan (141x81x1): Interpolated grid: dx=1.200 mm, dy=1.200 mm

Maximum value of SAR (interpolated) = 0.124 W/kg

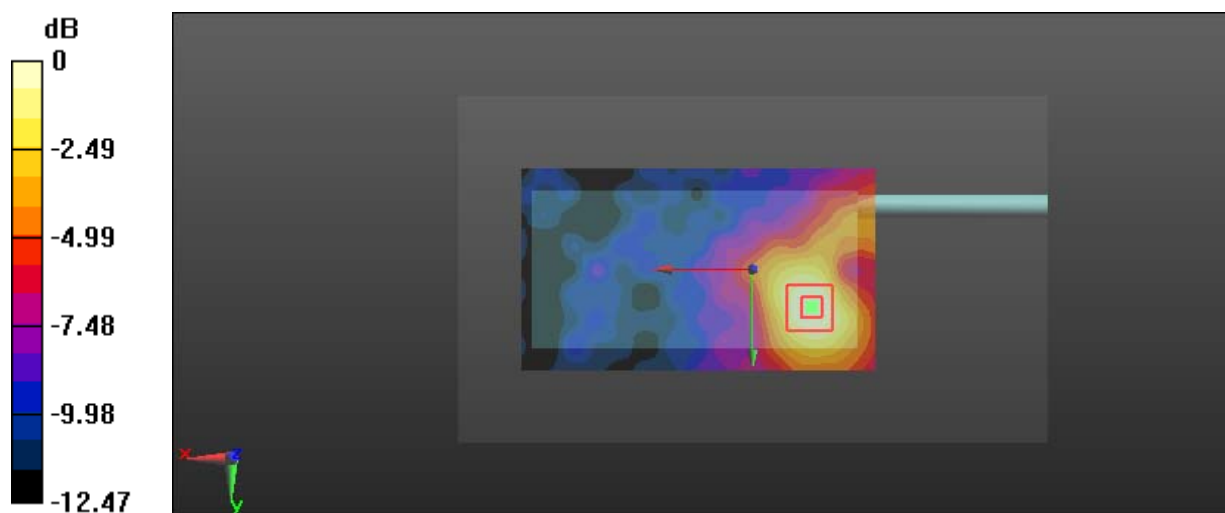
Zoom Scan (5x5x7)/Cube 0: Measurement grid: dx=8mm, dy=8mm, dz=5mm

Reference Value = 3.775 V/m; Power Drift = -0.20 dB

Peak SAR (extrapolated) = 0.144 W/kg

SAR(1 g) = 0.074 W/kg; SAR(10 g) = 0.040 W/kg

Maximum value of SAR (measured) = 0.116 W/kg



0 dB = 0.116 W/kg = -9.36 dBW/kg

Test Plot 183#: WLAN 2.4G_Body Front_Middle**DUT: Multi-mode Advanced; Type: PDC760 UxB1; Serial: 17031300820**

Communication System: IEEE 802.11b WiFi 2.4 GHz; Frequency: 2442 MHz; Duty Cycle: 1:1

Medium parameters used: $f = 2442$ MHz; $\sigma = 1.955$ S/m; $\epsilon_r = 54.401$; $\rho = 1000$ kg/m³

Phantom section: Center Section

DASY5 Configuration:

- Probe: EX3DV4 - SN7441; ConvF(7.67, 7.67, 7.67); Calibrated: 2016/11/15;
- Sensor-Surface: 1.4mm (Mechanical Surface Detection)
- Electronics: DAE3 Sn379; Calibrated: 2016/10/4
- Phantom: Triple Flat Phantom 5.1C; Type: QD 000 P51 CA; Serial: 1130
- Measurement SW: DASY52, Version 52.8 (8);

Area Scan (141x81x1): Interpolated grid: dx=1.200 mm, dy=1.200 mm

Maximum value of SAR (interpolated) = 0.0506 W/kg


Zoom Scan (5x5x7)/Cube 0: Measurement grid: dx=8mm, dy=8mm, dz=5mm

Reference Value = 2.669 V/m; Power Drift = -0.00 dB

Peak SAR (extrapolated) = 0.0650 W/kg

SAR(1 g) = 0.033 W/kg; SAR(10 g) = 0.018 W/kg

Maximum value of SAR (measured) = 0.0522 W/kg



0 dB = 0.0522 W/kg = -12.82 dBW/kg

Test Plot 184#: WLAN 2.4G_Body Left_Middle**DUT: Multi-mode Advanced; Type: PDC760 UxB1; Serial: 17031300820**

Communication System: IEEE 802.11b WiFi 2.4 GHz; Frequency: 2442 MHz; Duty Cycle: 1:1

Medium parameters used: $f = 2442$ MHz; $\sigma = 1.955$ S/m; $\epsilon_r = 54.401$; $\rho = 1000$ kg/m³

Phantom section: Center Section

DASY5 Configuration:

- Probe: EX3DV4 - SN7441; ConvF(7.67, 7.67, 7.67); Calibrated: 2016/11/15;
- Sensor-Surface: 1.4mm (Mechanical Surface Detection)
- Electronics: DAE3 Sn379; Calibrated: 2016/10/4
- Phantom: Triple Flat Phantom 5.1C; Type: QD 000 P51 CA; Serial: 1130
- Measurement SW: DASY52, Version 52.8 (8);

Area Scan (151x61x1): Interpolated grid: dx=1.200 mm, dy=1.200 mm

Maximum value of SAR (interpolated) = 0.0668 W/kg


Zoom Scan (5x5x7)/Cube 0: Measurement grid: dx=8mm, dy=8mm, dz=5mm

Reference Value = 3.588 V/m; Power Drift = -0.17 dB

Peak SAR (extrapolated) = 0.0810 W/kg

SAR(1 g) = 0.043 W/kg; SAR(10 g) = 0.025 W/kg

Maximum value of SAR (measured) = 0.0660 W/kg



0 dB = 0.0660 W/kg = -11.80 dBW/kg

Test Plot 185#: WLAN 2.4G_Body Right_Middle

DUT: Multi-mode Advanced; Type: PDC760 UxB1; Serial: 17031300820

Communication System: IEEE 802.11b WiFi 2.4 GHz; Frequency: 2442 MHz; Duty Cycle: 1:1

Medium parameters used: $f = 2442 \text{ MHz}$; $\sigma = 1.955 \text{ S/m}$; $\epsilon_r = 54.401$; $\rho = 1000 \text{ kg/m}^3$

Phantom section: Center Section

DASY5 Configuration:

- Probe: EX3DV4 - SN7441; ConvF(7.67, 7.67, 7.67); Calibrated: 2016/11/15;
- Sensor-Surface: 1.4mm (Mechanical Surface Detection)
- Electronics: DAE3 Sn379; Calibrated: 2016/10/4
- Phantom: Triple Flat Phantom 5.1C; Type: QD 000 P51 CA; Serial: 1130
- Measurement SW: DASY52, Version 52.8 (8);

Area Scan (151x61x1): Interpolated grid: $dx=1.200 \text{ mm}$, $dy=1.200 \text{ mm}$

Maximum value of SAR (interpolated) = 0.0572 W/kg

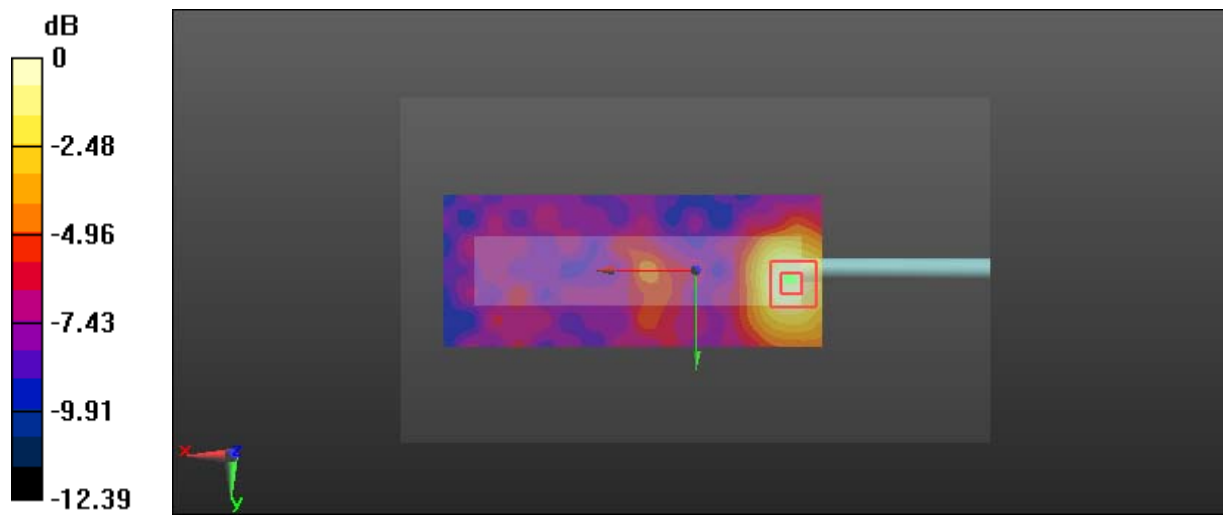
Zoom Scan (5x5x7)/Cube 0: Measurement grid: $dx=8\text{mm}$, $dy=8\text{mm}$, $dz=5\text{mm}$

Reference Value = 2.067 V/m; Power Drift = -0.11 dB

Peak SAR (extrapolated) = 0.0660 W/kg

SAR(1 g) = 0.035 W/kg; SAR(10 g) = 0.020 W/kg

Maximum value of SAR (measured) = 0.0539 W/kg



0 dB = 0.0539 W/kg = -12.68 dBW/kg

Test Plot 186#: BT 8-DPSK _Head Left Cheek_Middle

DUT: Multi-mode Advanced; Type: PDC760 UxB1; Serial: 17031300820

Communication System: Bluetooth(8-DPSK_3DH5); Frequency: 2441 MHz;Duty Cycle: 1:1.28

Medium parameters used: $f = 2441 \text{ MHz}$; $\sigma = 1.812 \text{ S/m}$; $\epsilon_r = 39.106$; $\rho = 1000 \text{ kg/m}^3$

Phantom section: Left Section

DASY5 Configuration:

- Probe: EX3DV4 - SN7441; ConvF(7.85, 7.85, 7.85); Calibrated: 2016/11/15;
- Sensor-Surface: 1.4mm (Mechanical Surface Detection)
- Electronics: DAE3 Sn379; Calibrated: 2016/10/4
- Phantom: SAM 1; Type: QD000P40CC; Serial: TP:1412
- Measurement SW: DASY52, Version 52.8 (8);

Area Scan (71x111x1): Interpolated grid: $dx=1.500 \text{ mm}$, $dy=1.500 \text{ mm}$

Maximum value of SAR (interpolated) = 0.0838 W/kg

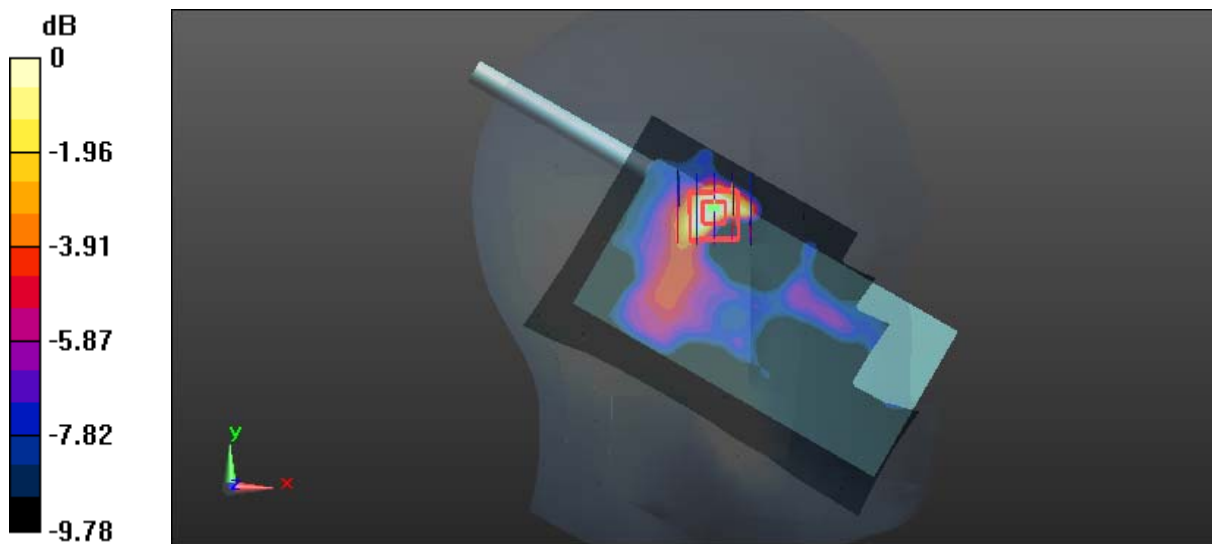
Zoom Scan (5x5x7)/Cube 0: Measurement grid: $dx=8\text{mm}$, $dy=8\text{mm}$, $dz=5\text{mm}$

Reference Value = 3.070 V/m; Power Drift = -0.13 dB

Peak SAR (extrapolated) = 0.0860 W/kg

SAR(1 g) = 0.038 W/kg; SAR(10 g) = 0.022 W/kg

Maximum value of SAR (measured) = 0.0599 W/kg



0 dB = 0.0599 W/kg = -12.23 dBW/kg

Test Plot 187#: BT 8-DPSK _Head Left Tilt_Middle**DUT: Multi-mode Advanced; Type: PDC760 UxB1; Serial: 17031300820**

Communication System: Bluetooth(8-DPSK_3DH5); Frequency: 2441 MHz; Duty Cycle: 1:1.28

Medium parameters used: $f = 2441$ MHz; $\sigma = 1.812$ S/m; $\epsilon_r = 39.106$; $\rho = 1000$ kg/m³

Phantom section: Left Section

DASY5 Configuration:

- Probe: EX3DV4 - SN7441; ConvF(7.85, 7.85, 7.85); Calibrated: 2016/11/15;
- Sensor-Surface: 1.4mm (Mechanical Surface Detection)
- Electronics: DAE3 Sn379; Calibrated: 2016/10/4
- Phantom: SAM 1; Type: QD000P40CC; Serial: TP:1412
- Measurement SW: DASY52, Version 52.8 (8);

Area Scan (71x111x1): Interpolated grid: dx=1.500 mm, dy=1.500 mm

Maximum value of SAR (interpolated) = 0.0348 W/kg


Zoom Scan (5x5x7)/Cube 0: Measurement grid: dx=8mm, dy=8mm, dz=5mm

Reference Value = 2.869 V/m; Power Drift = -0.20 dB

Peak SAR (extrapolated) = 0.0590 W/kg

SAR(1 g) = 0.014 W/kg; SAR(10 g) = 0.00426 W/kg

Maximum value of SAR (measured) = 0.0610 W/kg



0 dB = 0.0610 W/kg = -12.15 dBW/kg

Test Plot 188#: BT 8-DPSK _Head Right Cheek_Middle**DUT: Multi-mode Advanced; Type: PDC760 UxB1; Serial: 17031300820**

Communication System: Bluetooth(8-DPSK_3DH5); Frequency: 2441 MHz; Duty Cycle: 1:1.28

Medium parameters used: $f = 2441$ MHz; $\sigma = 1.812$ S/m; $\epsilon_r = 39.106$; $\rho = 1000$ kg/m³

Phantom section: Right Section

DASY5 Configuration:

- Probe: EX3DV4 - SN7441; ConvF(7.85, 7.85, 7.85); Calibrated: 2016/11/15;
- Sensor-Surface: 1.4mm (Mechanical Surface Detection)
- Electronics: DAE3 Sn379; Calibrated: 2016/10/4
- Phantom: SAM 1; Type: QD000P40CC; Serial: TP:1412
- Measurement SW: DASY52, Version 52.8 (8);

Area Scan (71x111x1): Interpolated grid: dx=1.500 mm, dy=1.500 mm

Maximum value of SAR (interpolated) = 0.0303 W/kg

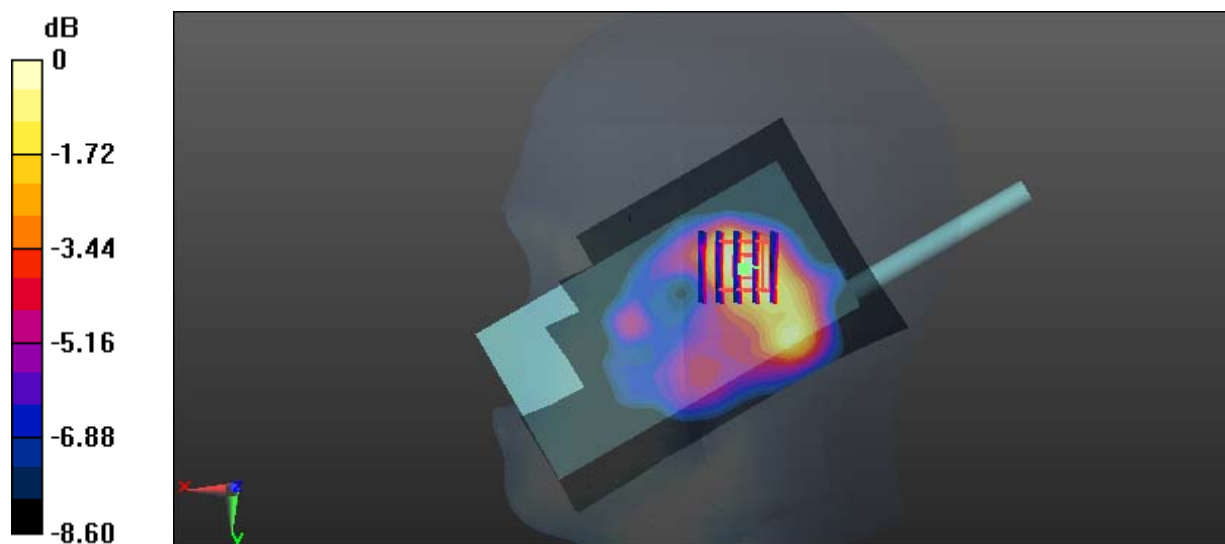
Zoom Scan (5x5x7)/Cube 0: Measurement grid: dx=8mm, dy=8mm, dz=5mm

Reference Value = 3.347 V/m; Power Drift = 0.20 dB

Peak SAR (extrapolated) = 0.0370 W/kg

SAR(1 g) = 0.021 W/kg; SAR(10 g) = 0.014 W/kg

Maximum value of SAR (measured) = 0.0294 W/kg



0 dB = 0.0294 W/kg = -15.32 dBW/kg

Test Plot 189#: BT 8-DPSK _Head Right Tilt _Middle

DUT: Multi-mode Advanced; Type: PDC760 UxB1; Serial: 17031300820

Communication System: Bluetooth(8-DPSK_3DH5); Frequency: 2441 MHz;Duty Cycle: 1:1.28

Medium parameters used: $f = 2441$ MHz; $\sigma = 1.812$ S/m; $\epsilon_r = 39.106$; $\rho = 1000$ kg/m³

Phantom section: Right Section

DASY5 Configuration:

- Probe: EX3DV4 - SN7441; ConvF(7.85, 7.85, 7.85); Calibrated: 2016/11/15;
- Sensor-Surface: 1.4mm (Mechanical Surface Detection)
- Electronics: DAE3 Sn379; Calibrated: 2016/10/4
- Phantom: SAM 1; Type: QD000P40CC; Serial: TP:1412
- Measurement SW: DASY52, Version 52.8 (8);

Area Scan (71x111x1): Interpolated grid: dx=1.500 mm, dy=1.500 mm

Maximum value of SAR (interpolated) = 0.0257 W/kg


Zoom Scan (5x5x7)/Cube 0: Measurement grid: dx=8mm, dy=8mm, dz=5mm

Reference Value = 2.825 V/m; Power Drift = 0.01 dB

Peak SAR (extrapolated) = 0.0430 W/kg

SAR(1 g) = 0.019 W/kg; SAR(10 g) = 0.012 W/kg

Maximum value of SAR (measured) = 0.0258 W/kg



0 dB = 0.0258 W/kg = -15.88 dBW/kg

Test Plot 190#: BT 8-DPSK _Body Worn Back_Middle**DUT: Multi-mode Advanced; Type: PDC760 UxB1; Serial: 17031300820**

Communication System: Bluetooth(8-DPSK_3DH5); Frequency: 2441 MHz; Duty Cycle: 1:1.28

Medium parameters used: $f = 2441$ MHz; $\sigma = 1.949$ S/m; $\epsilon_r = 52.442$; $\rho = 1000$ kg/m³

Phantom section: Center Section

DASY5 Configuration:

- Probe: EX3DV4 - SN7441; ConvF(7.67, 7.67, 7.67); Calibrated: 2016/11/15;
- Sensor-Surface: 1.4mm (Mechanical Surface Detection)
- Electronics: DAE3 Sn379; Calibrated: 2016/10/4
- Phantom: Triple Flat Phantom 5.1C; Type: QD 000 P51 CA; Serial: 1130
- Measurement SW: DASY52, Version 52.8 (8);

Area Scan (141x81x1): Interpolated grid: dx=1.200 mm, dy=1.200 mm

Maximum value of SAR (interpolated) = 0.0852 W/kg

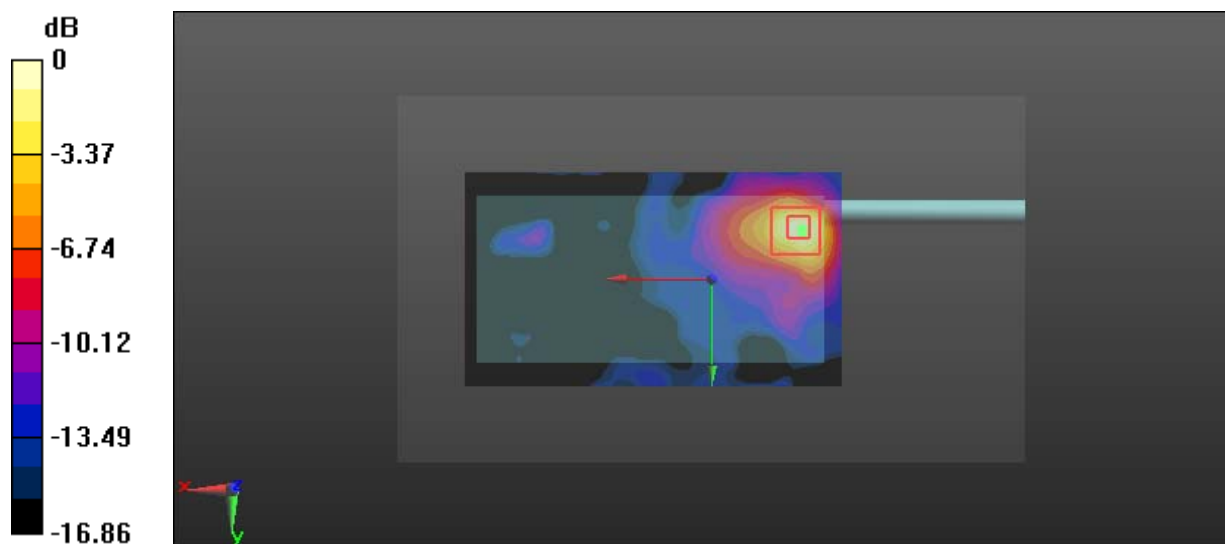
Zoom Scan (5x5x7)/Cube 0: Measurement grid: dx=8mm, dy=8mm, dz=5mm

Reference Value = 0.5430 V/m; Power Drift = 0.06 dB

Peak SAR (extrapolated) = 0.122 W/kg

SAR(1 g) = 0.047 W/kg; SAR(10 g) = 0.020 W/kg

Maximum value of SAR (measured) = 0.0886 W/kg



0 dB = 0.0886 W/kg = -10.53 dBW/kg