

DUT: Digital Portable Radio; Model: BD552 VHF;

Communication System: VHF; Frequency: 143.01 MHz; Duty Cycle: 1:2
Medium parameters used: $f = 143.01$ MHz; $\sigma = 0.78$ S/m; $\epsilon_r = 52.46$; $\rho = 1000$ kg/m³
Phantom section: Flat Section

DASY4 Configuration:

- Probe: EX3DV4 – SN7441; ConvF(13.25, 13.25, 13.25); Calibrated: 15/11/2016
- Sensor-Surface: 4mm (Mechanical Surface Detection)
- Electronics: DAE – SN772; Calibrated: 25/10/2016
- Phantom: ELI v8.0; Type: QDOVA004AA; Serial: TP-2051
- Measurement SW: DASY4, V4.5 Build 19; Postprocessing SW: SEMCAD, V1.8 Build 145

D143.01-face up(2.5cm) /Area Scan (81x121x1): Measurement grid: dx=15mm, dy=15mm

Maximum value of SAR (interpolated) = 0.809 mW/g

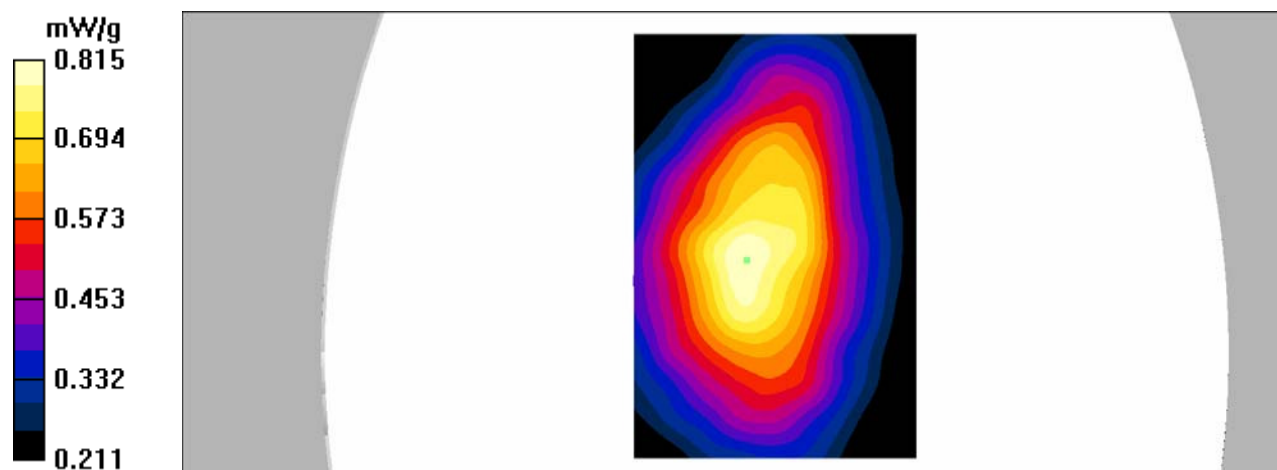
D143.01-face up(2.5cm)/Zoom Scan (7x7x7)/Cube 0: Measurement grid: dx=5mm, dy=5mm, dz=5mm

Reference Value = 27.5 V/m; Power Drift = 0.298 dB

Peak SAR (extrapolated) = 1.04 W/kg

SAR(1 g) = 0.772 mW/g; SAR(10 g) = 0.610 mW/g

Maximum value of SAR (measured) = 0.815 mW/g



DUT: Digital Portable Radio; Model: BD552 VHF;

Communication System: VHF; Frequency: 143.01 MHz; Duty Cycle: 1:2
Medium parameters used: $f = 143.01$ MHz; $\sigma = 0.81$ S/m; $\epsilon_r = 61.84$; $\rho = 1000$ kg/m³
Phantom section: Flat Section

DASY4 Configuration:

- Probe: EX3DV4 – SN7441; ConvF(12.58, 12.58, 12.58); Calibrated: 15/11/2016
- Sensor-Surface: 4mm (Mechanical Surface Detection)
- Electronics: DAE – SN772; Calibrated: 25/10/2016
- Phantom: ELI v8.0; Type: QDOVA004AA; Serial: TP-2051
- Measurement SW: DASY4, V4.5 Build 19; Postprocessing SW: SEMCAD, V1.8 Build 145

D143.01-back/Area Scan (81x121x1): Measurement grid: dx=15mm, dy=15mm
Maximum value of SAR (interpolated) = 1.76 mW/g

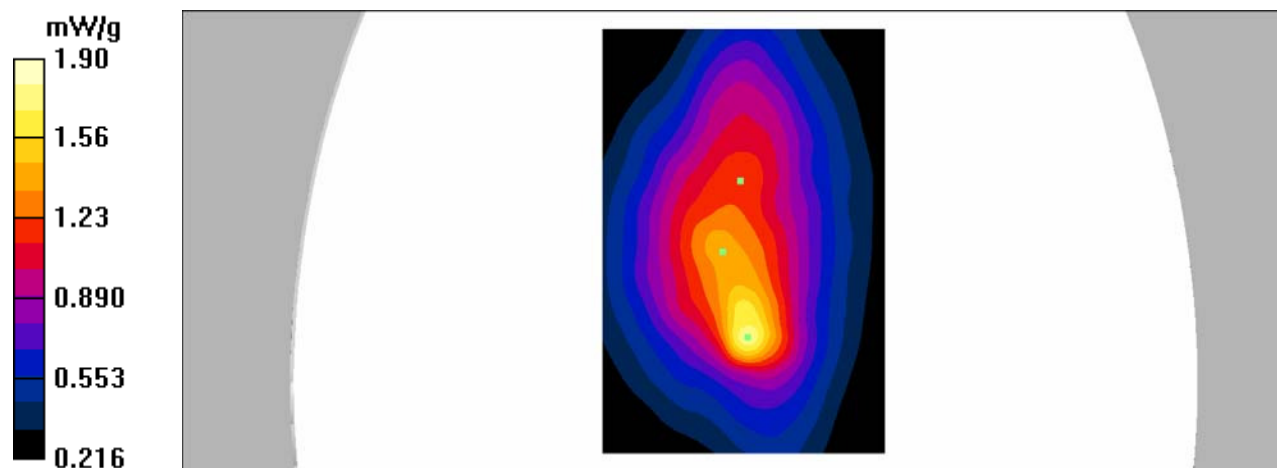
D143.01-back/Zoom Scan (7x7x7)/Cube 0: Measurement grid: dx=5mm, dy=5mm, dz=5mm

Reference Value = 32.9 V/m; Power Drift = -0.213 dB

Peak SAR (extrapolated) = 3.65 W/kg

SAR(1 g) = 1.76 mW/g; SAR(10 g) = 1.1 mW/g

Maximum value of SAR (measured) = 1.90 mW/g



DUT: Digital Portable Radio; Model: BD552 VHF;

Communication System: VHF; Frequency: 166.01 MHz; Duty Cycle: 1:2

Medium parameters used: $f = 166.01$ MHz; $\sigma = 0.78$ S/m; $\epsilon_r = 52.61$; $\rho = 1000$ kg/m³

Phantom section: Flat Section

DASY4 Configuration:

- Probe: EX3DV4 – SN7441; ConvF(13.25, 13.25, 13.25); Calibrated: 15/11/2016
- Sensor-Surface: 4mm (Mechanical Surface Detection)
- Electronics: DAE – SN772; Calibrated: 25/10/2016
- Phantom: ELI v8.0; Type: QDOVA004AA; Serial: TP-2051
- Measurement SW: DASY4, V4.5 Build 19; Postprocessing SW: SEMCAD, V1.8 Build 145

D166.01-face up(2.5cm) /Area Scan (81x121x1): Measurement grid: dx=15mm, dy=15mm

Maximum value of SAR (interpolated) = 1.34 mW/g

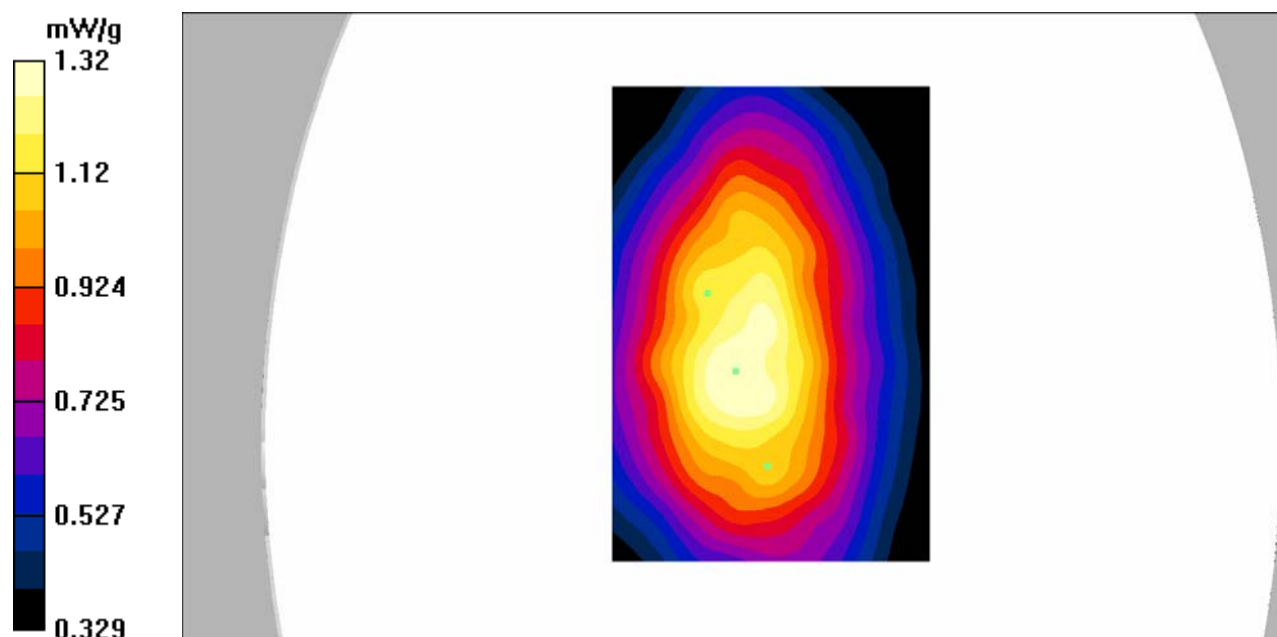
D166.01-face up(2.5cm)/Zoom Scan (7x7x7)/Cube 0: Measurement grid: dx=5mm, dy=5mm, dz=5mm

Reference Value = 39.7 V/m; Power Drift = -0.093 dB

Peak SAR (extrapolated) = 1.66 W/kg

SAR(1 g) = 1.24 mW/g; SAR(10 g) = 0.972 mW/g

Maximum value of SAR (measured) = 1.32 mW/g



DUT: Digital Portable Radio; Model: BD552 VHF;

Communication System: VHF; Frequency: 166.01 MHz; Duty Cycle: 1:2
Medium parameters used: $f = 166.01$ MHz; $\sigma = 0.83$ S/m; $\epsilon_r = 62.16$; $\rho = 1000$ kg/m³
Phantom section: Flat Section

DASY4 Configuration:

- Probe: EX3DV4 – SN7441; ConvF(12.58, 12.58, 12.58); Calibrated: 15/11/2016
- Sensor-Surface: 4mm (Mechanical Surface Detection)
- Electronics: DAE – SN772; Calibrated: 25/10/2016
- Phantom: ELI v8.0; Type: QDOVA004AA; Serial: TP-2051
- Measurement SW: DASY4, V4.5 Build 19; Postprocessing SW: SEMCAD, V1.8 Build 145

D166.01-back/Area Scan (81x121x1): Measurement grid: dx=15mm, dy=15mm
Maximum value of SAR (interpolated) = 2.04 mW/g

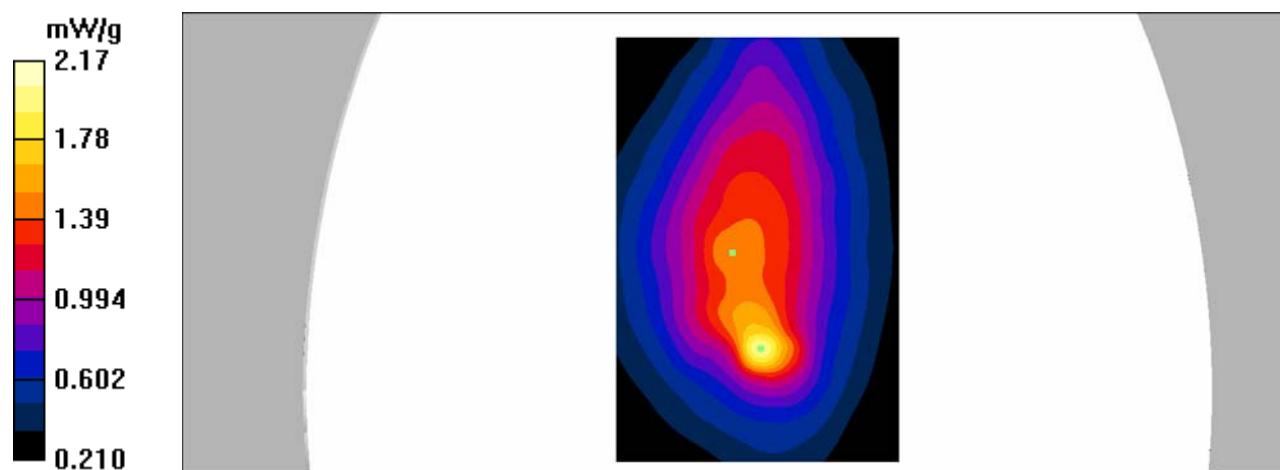
D166.01-back/Zoom Scan (7x7x7)/Cube 0: Measurement grid: dx=5mm, dy=5mm, dz=5mm

Reference Value = 33.9 V/m; Power Drift = -0.017 dB

Peak SAR (extrapolated) = 4.55 W/kg

SAR(1 g) = 1.95 mW/g; SAR(10 g) = 1.19 mW/g

Maximum value of SAR (measured) = 2.17 mW/g



DUT: Digital Portable Radio; Model: BD552 VHF;

Communication System: VHF; Frequency: 143.01 MHz; Duty Cycle: 1:1

Medium parameters used: $f = 143.01$ MHz; $\sigma = 0.78$ S/m; $\epsilon_r = 52.46$; $\rho = 1000$ kg/m³

Phantom section: Flat Section

DASY4 Configuration:

-Probe: EX3DV4 – SN7441; ConvF(13.25, 13.25, 13.25); Calibrated: 15/11/2016

- Sensor-Surface: 4mm (Mechanical Surface Detection)

- Electronics: DAE – SN772; Calibrated: 25/10/2016

- Phantom: ELI v8.0; Type: QDOVA004AA; Serial: TP-2051

- Measurement SW: DASY4, V4.5 Build 19; Postprocessing SW: SEMCAD, V1.8 Build 145

A12.5-143.01-face up(2.5cm)/Area Scan (81x121x1): Measurement grid: dx=15mm, dy=15mm

Maximum value of SAR (interpolated) = 1.50 mW/g

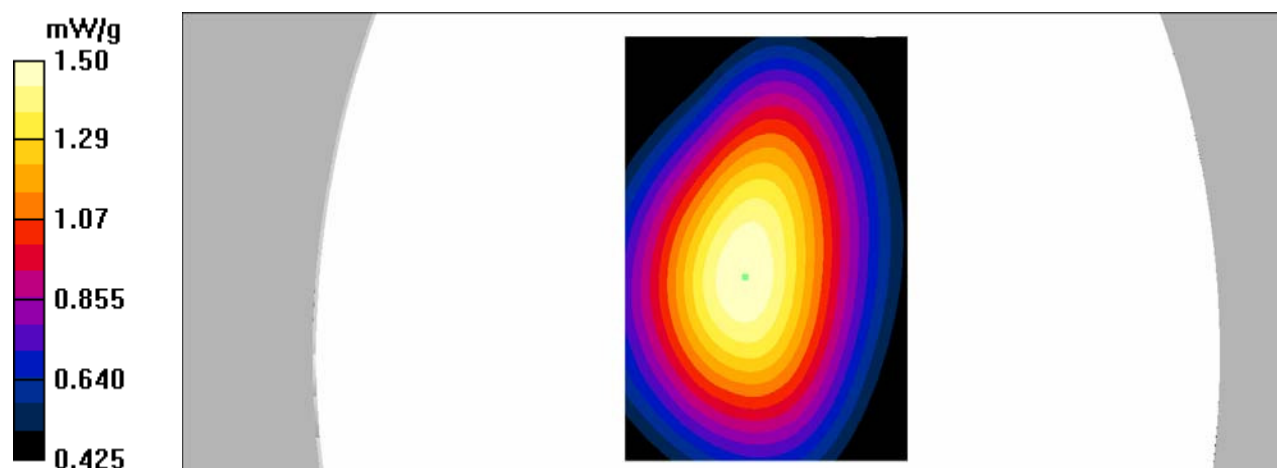
A12.5-A143.01-face up(2.5cm)/Zoom Scan (7x7x7)/Cube 0: Measurement grid: dx=5mm, dy=5mm, dz=5mm

Reference Value = 40.9 V/m; Power Drift = -0.043 dB

Peak SAR (extrapolated) = 1.81 W/kg

SAR(1 g) = 1.45 mW/g; SAR(10 g) = 1.16 mW/g

Maximum value of SAR (measured) = 1.50 mW/g



DUT: Digital Portable Radio; Model: BD552 VHF;

Communication System: VHF; Frequency: 143.01 MHz; Duty Cycle: 1:1
Medium parameters used: $f = 143.01$ MHz; $\sigma = 0.81$ S/m; $\epsilon_r = 61.84$; $\rho = 1000$ kg/m³
Phantom section: Flat Section

DASY4 Configuration:

- Probe: EX3DV4 – SN7441; ConvF(12.58, 12.58, 12.58); Calibrated: 15/11/2016
- Sensor-Surface: 4mm (Mechanical Surface Detection)
- Electronics: DAE – SN772; Calibrated: 25/10/2016
- Phantom: ELI v8.0; Type: QDOVA004AA; Serial: TP-2051
- Measurement SW: DASY4, V4.5 Build 19; Postprocessing SW: SEMCAD, V1.8 Build 145

A12.5-143.01-back/Area Scan (81x121x1): Measurement grid: dx=15mm, dy=15mm
Maximum value of SAR (interpolated) = 3.22 mW/g

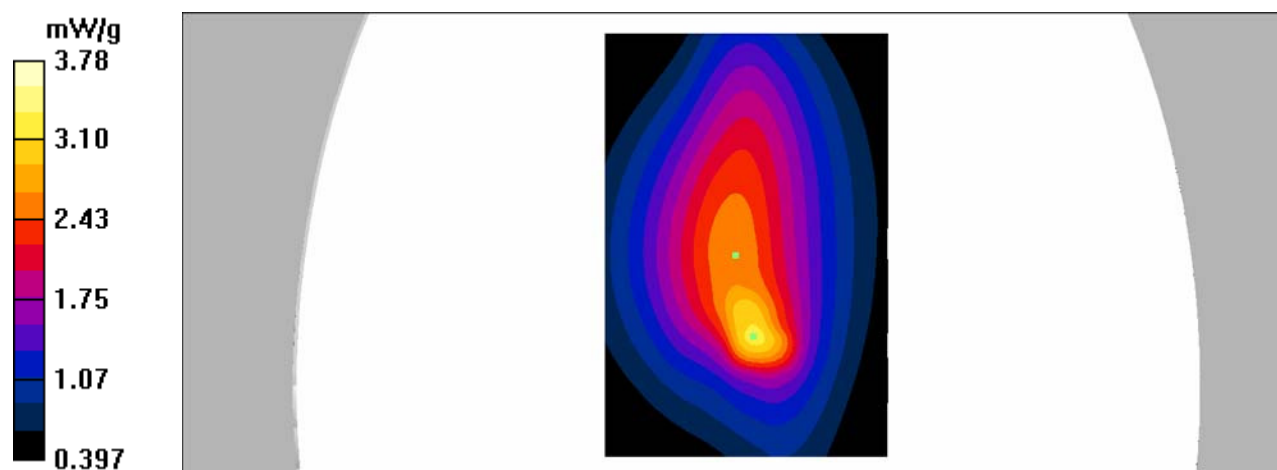
A12.5-143.01-back/Zoom Scan (7x7x7)/Cube 0: Measurement grid: dx=5mm, dy=5mm, dz=5mm

Reference Value = 43.4 V/m; Power Drift = -0.098 dB

Peak SAR (extrapolated) = 7.58 W/kg

SAR(1 g) = 3.49 mW/g; SAR(10 g) = 2.12 mW/g

Maximum value of SAR (measured) = 3.78 mW/g



DUT: Digital Portable Radio; Model: BD552 VHF;

Communication System: VHF; Frequency: 166.01 MHz; Duty Cycle: 1:1

Medium parameters used: $f = 166.01$ MHz; $\sigma = 0.78$ S/m; $\epsilon_r = 52.61$; $\rho = 1000$ kg/m³

Phantom section: Flat Section

DASY4 Configuration:

-Probe: EX3DV4 – SN7441; ConvF(13.25, 13.25, 13.25); Calibrated: 15/11/2016

- Sensor-Surface: 4mm (Mechanical Surface Detection)

- Electronics: DAE – SN772; Calibrated: 25/10/2016

- Phantom: ELI v8.0; Type: QDOVA004AA; Serial: TP-2051

- Measurement SW: DASY4, V4.5 Build 19; Postprocessing SW: SEMCAD, V1.8 Build 145

A12.5-166.01-face up(2.5cm)/Area Scan (81x121x1): Measurement grid: dx=15mm, dy=15mm

Maximum value of SAR (interpolated) = 2.45 mW/g

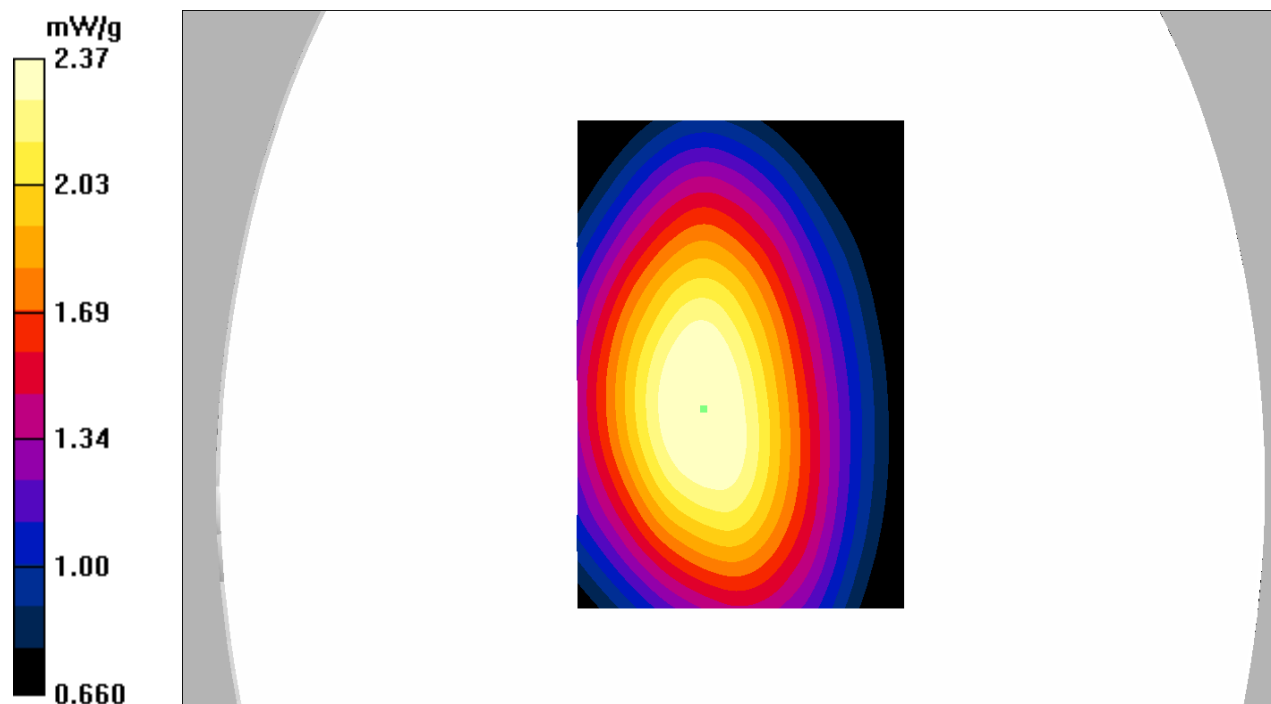
A12.5-166.01-face up(2.5cm)/Zoom Scan (7x7x7)/Cube 0: Measurement grid: dx=5mm, dy=5mm, dz=5mm

Reference Value = 56.9 V/m; Power Drift = -0.140 dB

Peak SAR (extrapolated) = 2.88 W/kg

SAR(1 g) = 2.28 mW/g; SAR(10 g) = 1.81 mW/g

Maximum value of SAR (measured) = 2.37 mW/g



DUT: Digital Portable Radio; Model: BD552 VHF;

Communication System: VHF; Frequency: 166.01 MHz; Duty Cycle: 1:1
Medium parameters used: $f = 166.01$ MHz; $\sigma = 0.83$ S/m; $\epsilon_r = 62.16$; $\rho = 1000$ kg/m³
Phantom section: Flat Section

DASY4 Configuration:

- Probe: EX3DV4 – SN7441; ConvF(12.58, 12.58, 12.58); Calibrated: 15/11/2016
- Sensor-Surface: 4mm (Mechanical Surface Detection)
- Electronics: DAE – SN772; Calibrated: 25/10/2016
- Phantom: ELI v8.0; Type: QDOVA004AA; Serial: TP-2051
- Measurement SW: DASY4, V4.5 Build 19; Postprocessing SW: SEMCAD, V1.8 Build 145

A12.5-166.01-back/Area Scan (81x121x1): Measurement grid: dx=15mm, dy=15mm
Maximum value of SAR (interpolated) = 4.48 mW/g

A12.5-166.01-back/Zoom Scan (7x7x7)/Cube 0: Measurement grid: dx=5mm, dy=5mm, dz=5mm

Reference Value = 64.1 V/m; Power Drift = -0.150 dB

Peak SAR (extrapolated) = 8.41 W/kg

SAR(1 g) = 4.13 mW/g; SAR(10 g) = 2.62 mW/g

Maximum value of SAR (measured) = 4.50 mW/g

