

DUT: Digital Portable Radio; Type: BD512 VHF;

Communication System: VHF; Frequency: 143.01 MHz; Duty Cycle: 1:2
Medium parameters used: $f = 143.01$ MHz; $\sigma = 0.78$ S/m; $\epsilon_r = 52.46$; $\rho = 1000$ kg/m³
Phantom section: Flat Section

DASY4 Configuration:

- Probe: EX3DV4 – SN7441; ConvF(13.25, 13.25, 13.25); Calibrated: 15/11/2016
- Sensor-Surface: 4mm (Mechanical Surface Detection)
- Electronics: DAE – SN772; Calibrated: 25/10/2016
- Phantom: ELI v8.0; Type: QDOVA004AA; Serial: TP-2051
- Measurement SW: DASY4, V4.5 Build 19; Postprocessing SW: SEMCAD, V1.8 Build 145

D143.01-face up(2.5cm) /Area Scan (81x121x1): Measurement grid: dx=15mm, dy=15mm

Maximum value of SAR (interpolated) = 0.688 mW/g

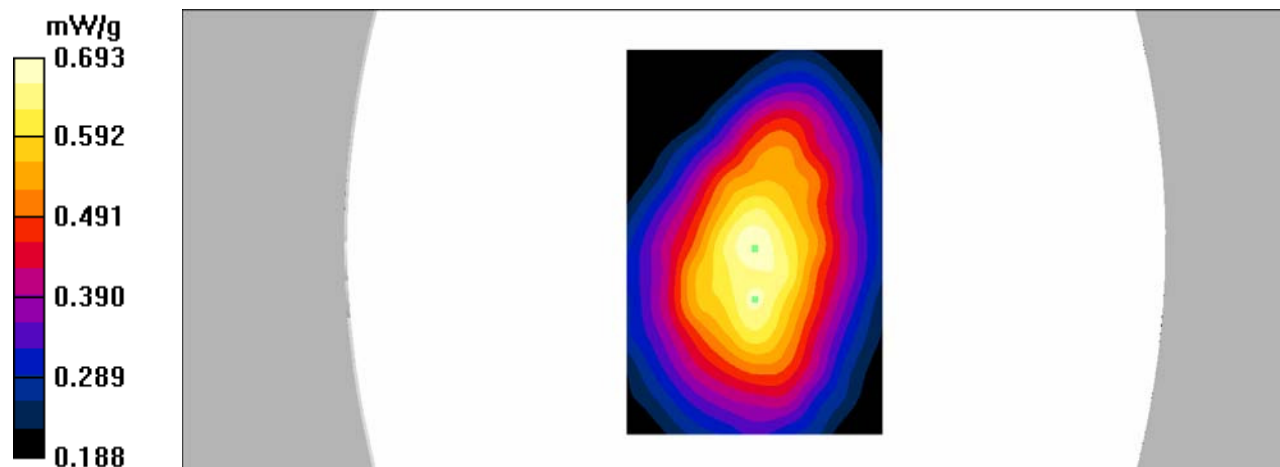
D143.01-face up(2.5cm)/Zoom Scan (7x7x7)/Cube 0: Measurement grid: dx=5mm, dy=5mm, dz=5mm

Reference Value = 29.8 V/m; Power Drift = -0.146 dB

Peak SAR (extrapolated) = 0.926 W/kg

SAR(1 g) = 0.653 mW/g; SAR(10 g) = 0.521 mW/g

Maximum value of SAR (measured) = 0.693 mW/g



DUT: Digital Portable Radio; Type: BD512 VHF;

Communication System: VHF; Frequency: 143.01 MHz; Duty Cycle: 1:2
Medium parameters used: $f = 143.01$ MHz; $\sigma = 0.81$ S/m; $\epsilon_r = 61.84$; $\rho = 1000$ kg/m³
Phantom section: Flat Section

DASY4 Configuration:

- Probe: EX3DV4 – SN7441; ConvF(12.58, 12.58, 12.58); Calibrated: 15/11/2016
- Sensor-Surface: 4mm (Mechanical Surface Detection)
- Electronics: DAE – SN772; Calibrated: 25/10/2016
- Phantom: ELI v8.0; Type: QDOVA004AA; Serial: TP-2051
- Measurement SW: DASY4, V4.5 Build 19; Postprocessing SW: SEMCAD, V1.8 Build 145

D143.01-back/Area Scan (81x121x1): Measurement grid: dx=15mm, dy=15mm
Maximum value of SAR (interpolated) = 1.81 mW/g

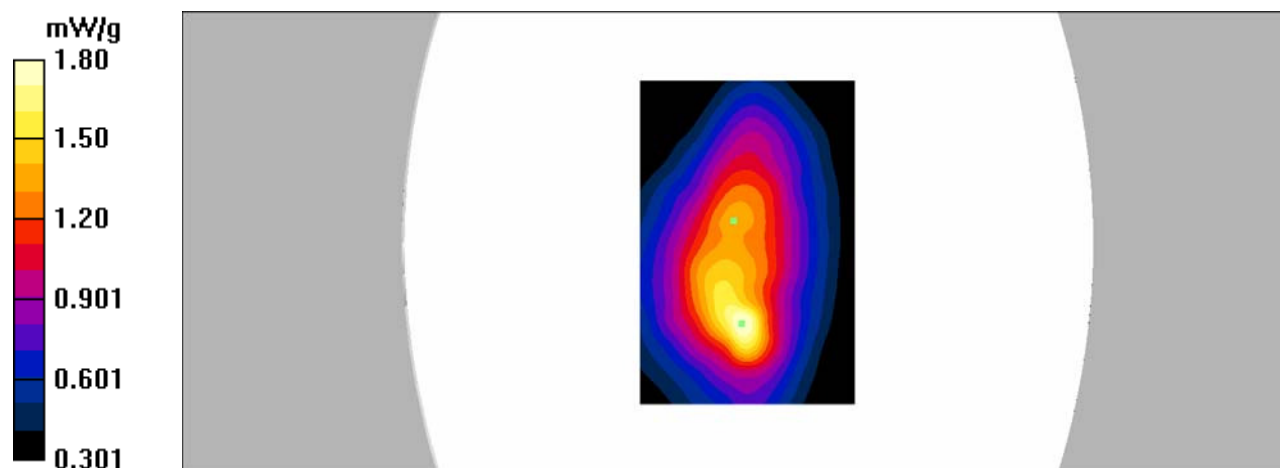
D143.01-back/Zoom Scan (7x7x7)/Cube 0: Measurement grid: dx=5mm, dy=5mm, dz=5mm

Reference Value = 38.9 V/m; Power Drift = 0.191 dB

Peak SAR (extrapolated) = 3.12 W/kg

SAR(1 g) = 1.72 mW/g; SAR(10 g) = 1.18 mW/g

Maximum value of SAR (measured) = 1.80 mW/g



DUT: Digital Portable Radio; Type: BD512 VHF;

Communication System: VHF; Frequency: 166.01 MHz; Duty Cycle: 1:2

Medium parameters used: $f = 166.01$ MHz; $\sigma = 0.78$ S/m; $\epsilon_r = 52.61$; $\rho = 1000$ kg/m³

Phantom section: Flat Section

DASY4 Configuration:

- Probe: EX3DV4 – SN7441; ConvF(13.25, 13.25, 13.25); Calibrated: 15/11/2016
- Sensor-Surface: 4mm (Mechanical Surface Detection)
- Electronics: DAE – SN772; Calibrated: 25/10/2016
- Phantom: ELI v8.0; Type: QDOVA004AA; Serial: TP-2051
- Measurement SW: DASY4, V4.5 Build 19; Postprocessing SW: SEMCAD, V1.8 Build 145

D166.01-face up(2.5cm) /Area Scan (81x121x1): Measurement grid: dx=15mm, dy=15mm

Maximum value of SAR (interpolated) = 0.577 mW/g

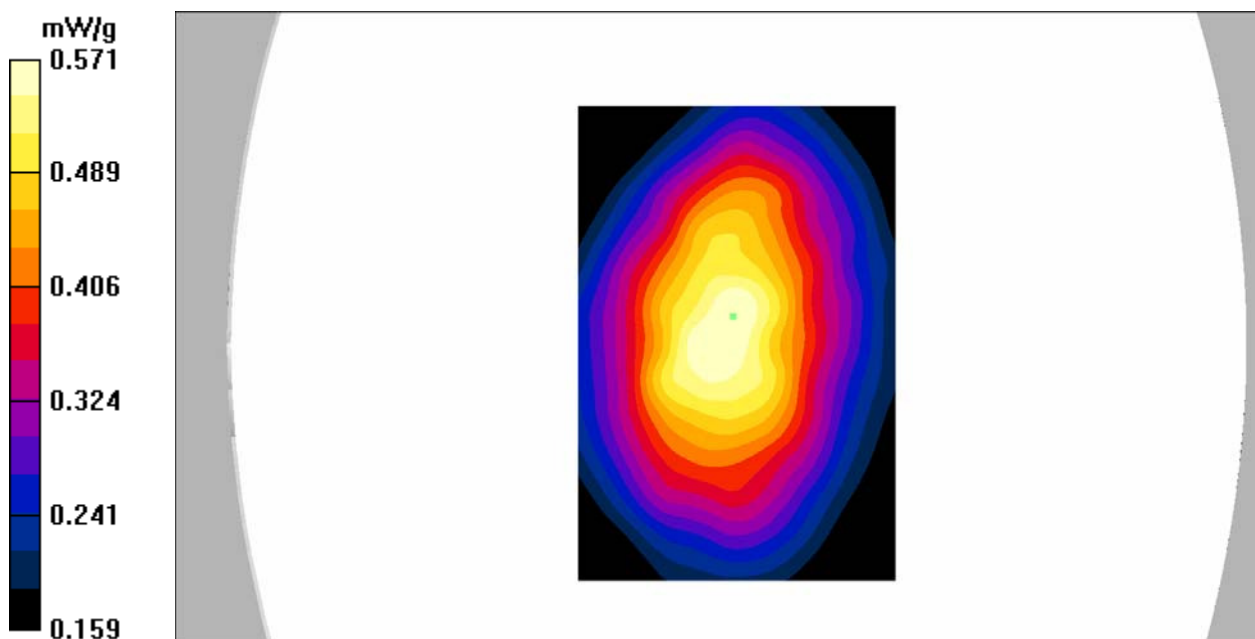
D166.01-face up(2.5cm)/Zoom Scan (7x7x7)/Cube 0: Measurement grid: dx=5mm, dy=5mm, dz=5mm

Reference Value = 28.0 V/m; Power Drift = -0.206 dB

Peak SAR (extrapolated) = 0.702 W/kg

SAR(1 g) = 0.535 mW/g; SAR(10 g) = 0.433 mW/g

Maximum value of SAR (measured) = 0.571 mW/g



DUT: Digital Portable Radio; Type: BD512 VHF;

Communication System: VHF; Frequency: 166.01 MHz; Duty Cycle: 1:2
Medium parameters used: $f = 166.01$ MHz; $\sigma = 0.83$ S/m; $\epsilon_r = 62.16$; $\rho = 1000$ kg/m³
Phantom section: Flat Section

DASY4 Configuration:

- Probe: EX3DV4 – SN7441; ConvF(12.58, 12.58, 12.58); Calibrated: 15/11/2016
- Sensor-Surface: 4mm (Mechanical Surface Detection)
- Electronics: DAE – SN772; Calibrated: 25/10/2016
- Phantom: ELI v8.0; Type: QDOVA004AA; Serial: TP-2051
- Measurement SW: DASY4, V4.5 Build 19; Postprocessing SW: SEMCAD, V1.8 Build 145

D166.01-back/Area Scan (81x121x1): Measurement grid: dx=15mm, dy=15mm
Maximum value of SAR (interpolated) = 1.58 mW/g

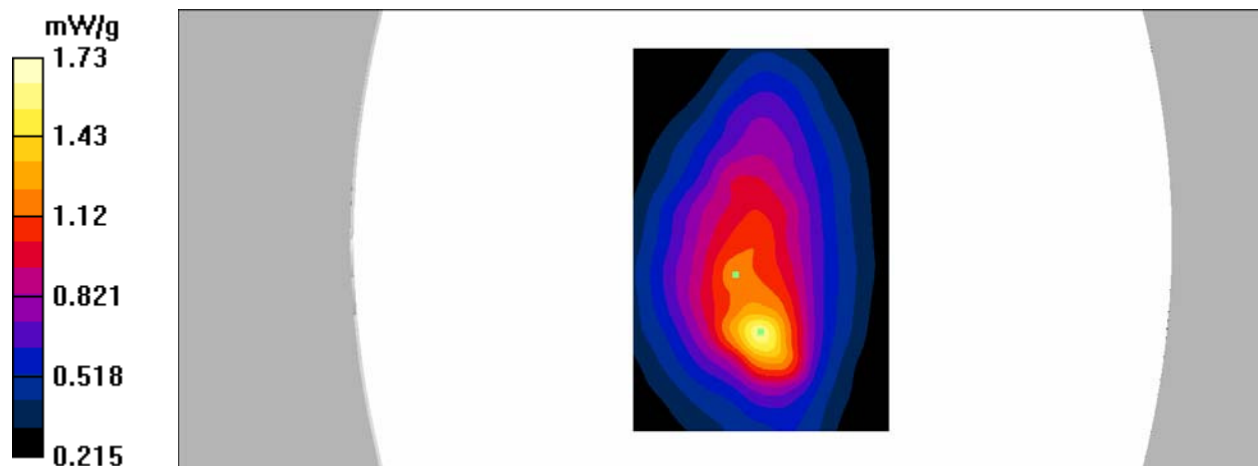
D166.01-back/Zoom Scan (7x7x7)/Cube 0: Measurement grid: dx=5mm, dy=5mm, dz=5mm

Reference Value = 36.0 V/m; Power Drift = 0.109 dB

Peak SAR (extrapolated) = 3.31 W/kg

SAR(1 g) = 1.64 mW/g; SAR(10 g) = 1.03 mW/g

Maximum value of SAR (measured) = 1.73 mW/g



DUT: Digital Portable Radio; Type: BD512 VHF;

Communication System: VHF; Frequency: 143.01 MHz; Duty Cycle: 1:1

Medium parameters used: $f = 143.01$ MHz; $\sigma = 0.78$ S/m; $\epsilon_r = 52.46$; $\rho = 1000$ kg/m³

Phantom section: Flat Section

DASY4 Configuration:

-Probe: EX3DV4 – SN7441; ConvF(13.25, 13.25, 13.25); Calibrated: 15/11/2016

- Sensor-Surface: 4mm (Mechanical Surface Detection)

- Electronics: DAE – SN772; Calibrated: 25/10/2016

- Phantom: ELI v8.0; Type: QDOVA004AA; Serial: TP-2051

- Measurement SW: DASY4, V4.5 Build 19; Postprocessing SW: SEMCAD, V1.8 Build 145

A12.5-143.01-face up(2.5cm)/Area Scan (81x121x1): Measurement grid: dx=15mm, dy=15mm

Maximum value of SAR (interpolated) = 1.44 mW/g

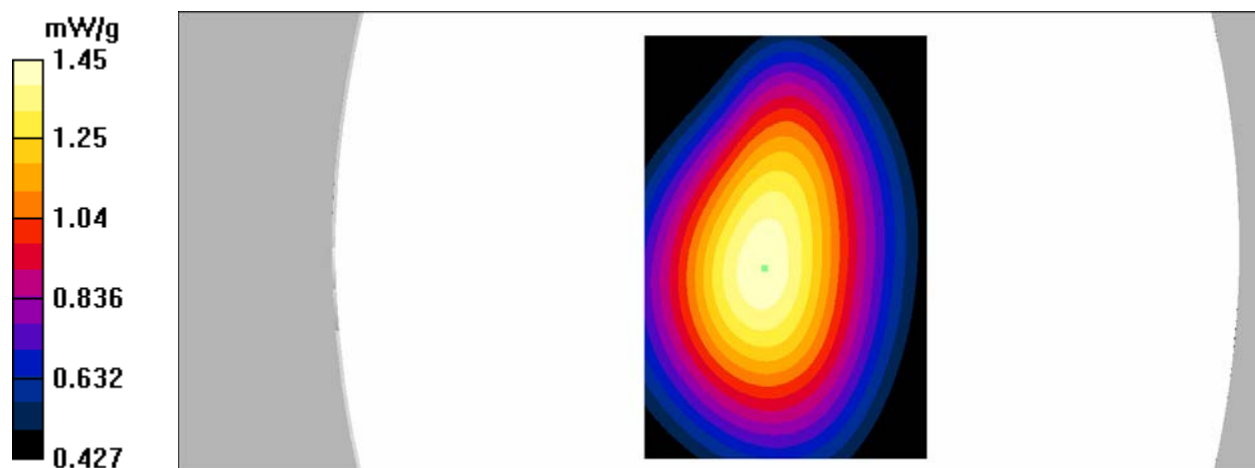
A12.5-A143.01-face up(2.5cm)/Zoom Scan (7x7x7)/Cube 0: Measurement grid: dx=5mm, dy=5mm, dz=5mm

Reference Value = 42.7 V/m; Power Drift = 0.057 dB

Peak SAR (extrapolated) = 1.74 W/kg

SAR(1 g) = 1.4 mW/g; SAR(10 g) = 1.13 mW/g

Maximum value of SAR (measured) = 1.45 mW/g



DUT: Digital Portable Radio; Type: BD512 VHF;

Communication System: VHF; Frequency: 143.01 MHz; Duty Cycle: 1:1
Medium parameters used: $f = 143.01$ MHz; $\sigma = 0.81$ S/m; $\epsilon_r = 61.84$; $\rho = 1000$ kg/m³
Phantom section: Flat Section

DASY4 Configuration:

- Probe: EX3DV4 – SN7441; ConvF(12.58, 12.58, 12.58); Calibrated: 15/11/2016
- Sensor-Surface: 4mm (Mechanical Surface Detection)
- Electronics: DAE – SN772; Calibrated: 25/10/2016
- Phantom: ELI v8.0; Type: QDOVA004AA; Serial: TP-2051
- Measurement SW: DASY4, V4.5 Build 19; Postprocessing SW: SEMCAD, V1.8 Build 145

A12.5-143.01-back/Area Scan (81x121x1): Measurement grid: dx=15mm, dy=15mm
Maximum value of SAR (interpolated) = 3.28 mW/g

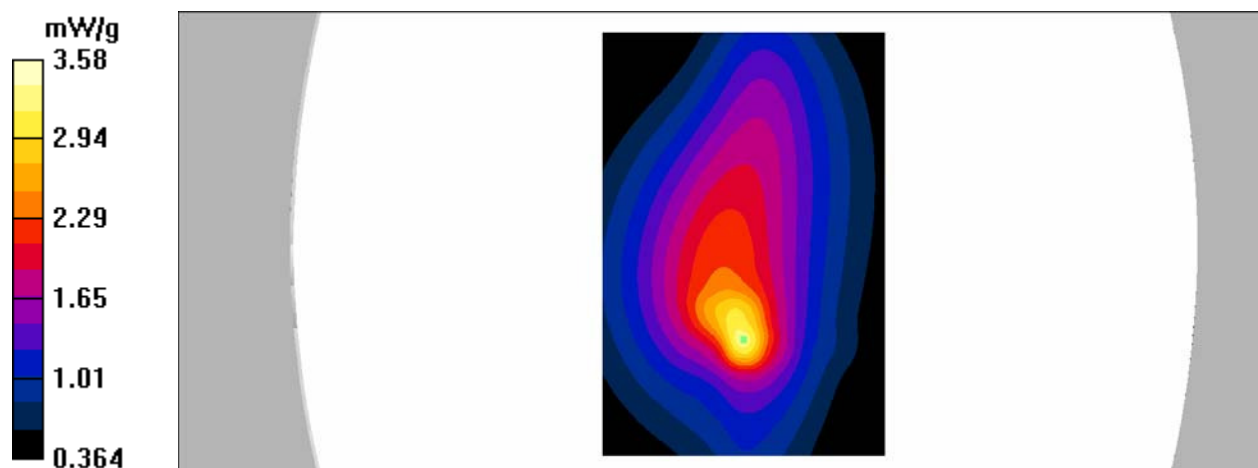
A12.5-143.01-back/Zoom Scan (7x7x7)/Cube 0: Measurement grid: dx=5mm, dy=5mm, dz=5mm

Reference Value = 54.2 V/m; Power Drift = -0.134 dB

Peak SAR (extrapolated) = 6.25 W/kg

SAR(1 g) = 3.23 mW/g; SAR(10 g) = 2.02 mW/g

Maximum value of SAR (measured) = 3.58 mW/g



DUT: Digital Portable Radio; Type: BD512 VHF;

Communication System: VHF; Frequency: 166.01 MHz; Duty Cycle: 1:1

Medium parameters used: $f = 166.01$ MHz; $\sigma = 0.78$ S/m; $\epsilon_r = 52.61$; $\rho = 1000$ kg/m³

Phantom section: Flat Section

DASY4 Configuration:

-Probe: EX3DV4 – SN7441; ConvF(13.25, 13.25, 13.25); Calibrated: 15/11/2016

- Sensor-Surface: 4mm (Mechanical Surface Detection)

- Electronics: DAE – SN772; Calibrated: 25/10/2016

- Phantom: ELI v8.0; Type: QDOVA004AA; Serial: TP-2051

- Measurement SW: DASY4, V4.5 Build 19; Postprocessing SW: SEMCAD, V1.8 Build 145

A12.5-166.01-face up(2.5cm)/Area Scan (81x121x1): Measurement grid: dx=15mm, dy=15mm

Maximum value of SAR (interpolated) = 1.10 mW/g

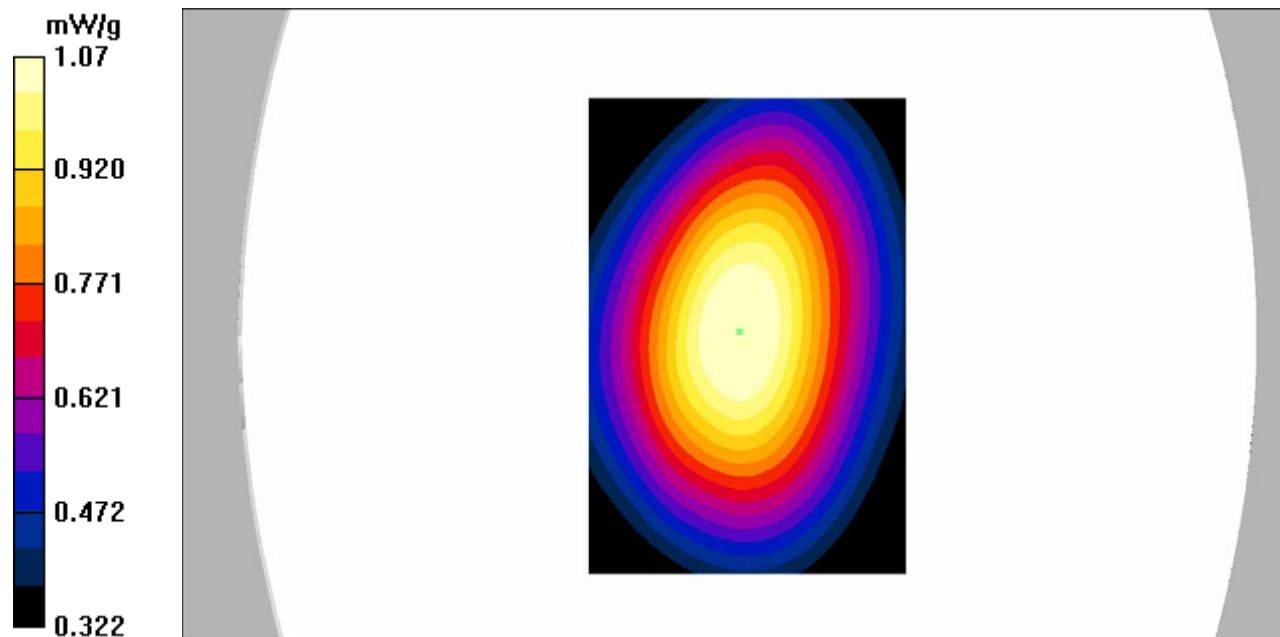
A12.5-166.01-face up(2.5cm)/Zoom Scan (7x7x7)/Cube 0: Measurement grid: dx=5mm, dy=5mm, dz=5mm

Reference Value = 37.9 V/m; Power Drift = -0.214 dB

Peak SAR (extrapolated) = 1.29 W/kg

SAR(1 g) = 1.03 mW/g; SAR(10 g) = 0.835 mW/g

Maximum value of SAR (measured) = 1.07 mW/g



DUT: Digital Portable Radio; Type: BD512 VHF;

Communication System: VHF; Frequency: 166.01 MHz; Duty Cycle: 1:1
Medium parameters used: $f = 166.01$ MHz; $\sigma = 0.83$ S/m; $\epsilon_r = 62.16$; $\rho = 1000$ kg/m³
Phantom section: Flat Section

DASY4 Configuration:

- Probe: EX3DV4 – SN7441; ConvF(12.58, 12.58, 12.58); Calibrated: 15/11/2016
- Sensor-Surface: 4mm (Mechanical Surface Detection)
- Electronics: DAE – SN772; Calibrated: 25/10/2016
- Phantom: ELI v8.0; Type: QDOVA004AA; Serial: TP-2051
- Measurement SW: DASY4, V4.5 Build 19; Postprocessing SW: SEMCAD, V1.8 Build 145

A12.5-166.01-back/Area Scan (81x121x1): Measurement grid: dx=15mm, dy=15mm
Maximum value of SAR (interpolated) = 3.11 mW/g

A12.5-166.01-back/Zoom Scan (7x7x7)/Cube 0: Measurement grid: dx=5mm, dy=5mm, dz=5mm

Reference Value = 55.8 V/m; Power Drift = 0.071 dB

Peak SAR (extrapolated) = 5.37 W/kg

SAR(1 g) = 3.09 mW/g; SAR(10 g) = 2.07 mW/g

Maximum value of SAR (measured) = 3.29 mW/g

