


Appendix B. Setup Photographs

<Radiated Emission>


<X Plane>

DC 12V

LF




HF




DC 24V

LF



HF




<Y Plane>

DC 12V

LF



HF



DC 24V

LF



HF

