

Appendix B. Setup Photographs


<Radiated Emission>

<CDMA2000 BC0 with DC 12V>

LF




HF




<CDMA2000 BC0 with DC 24V>

LF




HF




<CDMA2000 BC1 with DC 12V>

LF




HF



<CDMA2000 BC1 with DC 24V>

LF



HF

