

5 Photo Report



Photo 1: Test setup for radiated measurements (Enclosure, below 30 MHz)




Photo 2: Test setup for radiated measurements (Enclosure, 30 MHz to 1 GHz)





Photo 3: Test setup for radiated measurements (Enclosure, above 1 GHz)



Photo 4: Test setup for conducted measurements (AC Port (power line))

5.2 Additional Information for Report



Test Setup: radiated measurements



Test Setup: conducted measurements