
MPE REPORT

Report No.: SRTC2021-9004(F)-21072002(I)

Product Name: RADIO, 2ND DISPLAY

Product Model: HSCE-AN010

Applicant: Shenzhen Hangsheng Electronics Co.,Ltd.

Manufacturer: Shenzhen Hangsheng Electronics Co.,Ltd.

Specification: FCC Part §2.1091, §2.1093, §1.1307(b), §1.1310 (2019)

FCC ID: Y9THSCE-AN010

The State Radio_monitoring_center Testing Center (SRTC)

15th Building, No.30 Shixing Street, Shijingshan District,

Beijing, P.R.China

Tel: 86-10-57996183 Fax: 86-10-57996388

CONTENTS

1 GENERAL INFORMATION.....	2
1.1 NOTES OF THE TEST REPORT.....	2
1.2 INFORMATION ABOUT THE TESTING LABORATORY.....	2
1.3 APPLICANT’S DETAILS.....	2
1.4 MANUFACTURER’S DETAILS.....	2
2 DESCRIPTION OF THE DEVICE UNDER TEST.....	3
2.1 FINAL EQUIPMENT BUILD STATUS.....	3
3 REFERENCE SPECIFICATION.....	4
4 RESULT SUMMARY.....	5
5 TEST RESULTS.....	6
5.1 AVERAGE POWER OUTPUT TEST RESULT.....	6
5.2 CALCULATION RESULT.....	6

1 GENERAL INFORMATION

1.1 Notes of the test report

The test report may only be reproduced or published in full. Reproduction or publication of extracts from the report requires the prior written permission of The State Radio_monitoring_center Testing Center (SRTC). The test results relate only to individual items of the samples which have been tested. The certification and accreditation identifiers used in this report shall not be applicable to the tested or calibrated samples thereof. The manufacturer shall not mark the tested samples or items (or a separate part of the item) with the identifiers of certification and accreditation to mislead relevant parties about the tested samples or items.

1.2 Information about the testing laboratory

Company:	The State Radio_monitoring_center Testing Center (SRTC)
Address:	15th Building, No.30 Shixing Street, Shijingshan District, P.R.China
City:	Beijing
Country or Region:	P.R.China
Contacted person:	Liu Jia
Tel:	+86 10 57996183
Fax:	+86 10 57996388
Email:	liujiat@srtc.org.cn
Designation Number :	CN1267
Registration number:	239125

1.3 Applicant's details

Company:	SHENZHEN HANGSHENG ELECTRONICS CO.,LTD
Address:	Hangsheng Industrial Park,Fuyuan Yi road, Heping village, Fuyong town, Baoan District,Shenzhen China
City:	Shenzhen
Country or Region:	China
Contacted person:	siyan Wan
Tel:	185 7556 2177
Email:	wansiyan@hangsheng.com.cn

1.4 Manufacturer's details

Company:	SHENZHEN HANGSHENG ELECTRONICS CO.,LTD
Address:	Hangsheng Industrial Park,Fuyuan Yi road, Heping village, Fuyong town, Baoan District,Shenzhen China
City:	Shenzhen
Country or Region:	China
Contacted person:	siyan Wan
Tel:	185 7556 2177
Email:	wansiyan@hangsheng.com.cn

2 DESCRIPTION OF THE DEVICE UNDER TEST

2.1 Final Equipment Build Status




Frequency Bands	BT: 2.402GHz~2.480GHz
Mode	GFSK, $\pi/4$ DQPSK, 8DPSK
Power Supply	DC Adapter
Hardware Version	S02
Software Version	V6.07
IMEI or Sample	#1

3 REFERENCE SPECIFICATION

Specification	Version	Title
2.1091	2019	Radio frequency radiation exposure evaluation: mobile devices.
2.1093	2019	Radio frequency radiation exposure evaluation: portable devices.
1.1307(b)	2019	Actions that may have a significant environmental effect, for which Environmental Assessments (EAs) must be prepared.
1.1310	2019	Radio frequency radiation exposure limits.
KDB447498	October 23, 2015	RF exposure procedures and equipment authorization policies for mobile and portable devices

4 RESULT SUMMARY

No.	Test case	FCC reference
1	MPE Calculation	FCC Part §2.1091, FCC Part §2.1093, FCC Part §1.1307(b) FCC Part §1.1310 KDB 447498

This Test Report Is Issued by: Mr. Peng Zhen 	Checked by: Mr. Li Bin 
Tested by: Mr. Du Wei 	Issued date: 20210802

5 TEST RESULTS

5.1 Average Power Output Test Result

Bluetooth

Mode	Frequency(MHz)	Maximum Average power(dBm)
GFSK	2441	1.0
π4DQPSK	2402	-2.5
8DPSK	2402	-2.5

5.2 Calculation result

According to the KDB447498 4.3.1(a)

For 100 MHz to 6 GHz and test separation distances ≤ 50 mm, the 1-g and 10-g SAR test exclusion thresholds are determined by the following:

$[(\text{max. power of channel, including tune-up tolerance, mW}) / (\text{min. test separation distance, mm})] \cdot [\sqrt{f(\text{GHz})}] \leq 3.0$ for 1-g SAR, where

- f(GHz) is the RF channel transmit frequency in GHz
- Power and distance are rounded to the nearest mW and mm before calculation
- The result is rounded to one decimal place for comparison

The test exclusions are applicable only when the minimum test separation distance is ≤ 50 mm, and for transmission frequencies between 100 MHz and 6 GHz. When the minimum test separation distance is < 5 mm, a distance of 5 mm according to 4.1 f) is applied to determine SAR test exclusion.

Summary of Transmitters

Mode/Band	Freq (GHz)	Max. power of channel, including tune-up tolerance, (dBm)	Max. power of channel, including tune-up tolerance, (mW)	Min. test separation distance, (mm)	The calculation results (1g)	SAR test exclusion Threshold (1g)	SAR Required
Bluetooth	2.441	1.00	1.26	5	0.40	≤ 3.0	No

---End of Test Report---