

APPENDIX 3: Photographs of test setup

Radiated Emission
(Below 1GHz)




Photo 1




Photo 2

Radiated Emission
(Above 1GHz)




Photo 1




Photo 2

Worst Case Position (Horizontal: X-axis / Vertical: X-axis)

X-axis



Y-axis



Z-axis



End of Report