

Appendix for the SAR Test Report

Dosimetric Assessment of the Portable Device SC14S from Dialog (FCC ID: Y82-SC14S)

According to the FCC Requirements SAR Distribution Plots

November 10, 2014

IMST GmbH
Carl-Friedrich-Gauß-Str. 2
D-47475 Kamp-Lintfort

Customer
Dialog Semiconductors B.V.
Het Zuiderkruis 53
5215 MC 's-Hertogenbosch
The Netherlands

The test results only relate to the items tested.

This report shall not be reproduced except in full without the written approval of the testing laboratory.

1 SAR Distribution Plots, Head Configuration

Test Laboratory: Imst GmbH, DASY Yellow (II); File Name: [SC14_yDECTm_1_Head.da4](#)

DUT: DECT Module;

Program Name: Body

Communication System: DECT US; Frequency: 1924.99 MHz; Duty Cycle: 1:24

Medium parameters used: $f = 1924.99$ MHz; $\sigma = 1.39$ mho/m; $\epsilon_r = 40.7$; $\rho = 1000$ kg/m³

Phantom section: Flat Section

DASY4 Configuration:

- Probe: ET3DV6R - SN1579; ConvF(5, 5, 5); Calibrated: 28.01.2014

- Sensor-Surface: 4mm (Mechanical Surface Detection)

- Electronics: DAE4 Sn631; Calibrated: 23.07.2014

- Phantom: SAM Glycol 1340; Type: QD 000 P40 CB; Serial: TP-1340

- Measurement SW: DASY4, V4.7 Build 80; Postprocessing SW: SEMCAD, V1.8 Build 186

Body/Area Scan (10x10x1): Measurement grid: dx=10mm, dy=10mm

Maximum value of SAR (measured) = 0.306 mW/g

Body/Zoom Scan (7x7x7)/Cube 0: Measurement grid: dx=5mm, dy=5mm, dz=5mm

Reference Value = 10.8 V/m; Power Drift = -0.062 dB

Peak SAR (extrapolated) = 1.39 W/kg

SAR(1 g) = 0.374 mW/g; SAR(10 g) = 0.151 mW/g

Maximum value of SAR (measured) = 0.461 mW/g

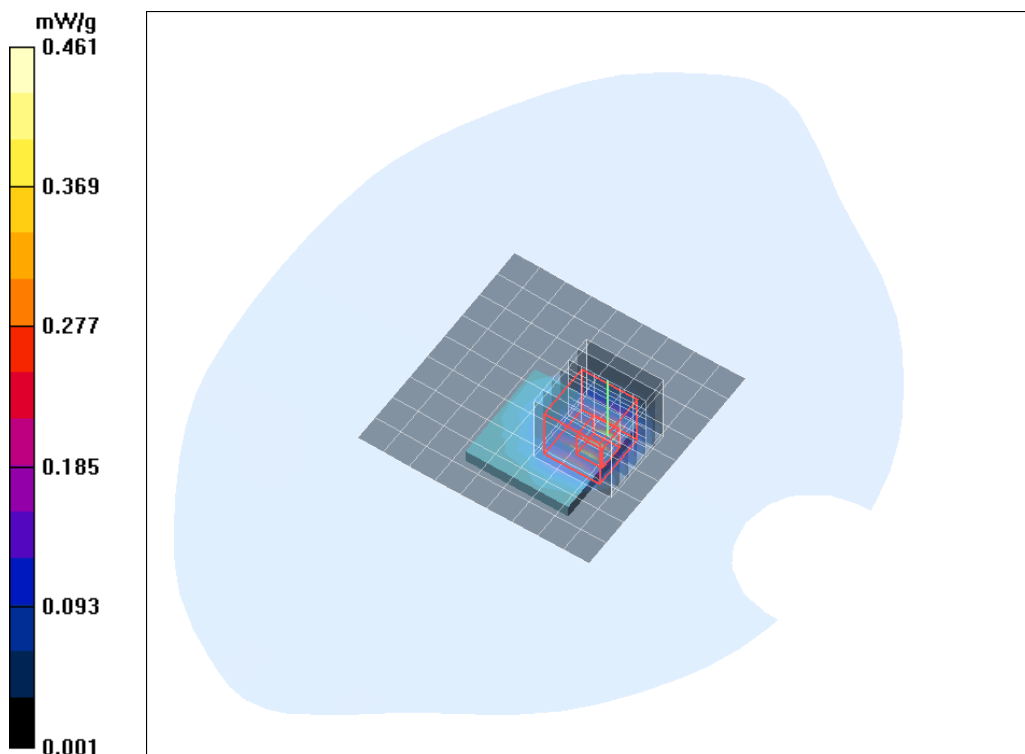


Fig. 1: SAR distribution for Dialog SC14S, head configuration below the flat part of SAM phantom, mid channel, position 1.

2 SAR Distribution Plots, Body Worn Configuration

Test Laboratory: Imst GmbH, DASY Yellow (II); File Name: [SC14_yDECThm_1.da4](#)

DUT: DECT Module;

Program Name: Body

Communication System: DECT US; Frequency: 1924.99 MHz; Duty Cycle: 1:24

Medium parameters used: $f = 1925$ MHz; $\sigma = 1.58$ mho/m; $\epsilon_r = 52.7$; $\rho = 1000$ kg/m³

Phantom section: Flat Section

DASY4 Configuration:

- Probe: ET3DV6R - SN1579; ConvF(4.57, 4.57, 4.57); Calibrated: 28.01.2014
- Sensor-Surface: 4mm (Mechanical Surface Detection)
- Electronics: DAE4 Sn631; Calibrated: 23.07.2014
- Phantom: SAM Glycol 1340; Type: QD 000 P40 CB; Serial: TP-1340
- Measurement SW: DASY4, V4.7 Build 80; Postprocessing SW: SEMCAD, V1.8 Build 186

Body/Area Scan (10x10x1): Measurement grid: dx=10mm, dy=10mm

Maximum value of SAR (measured) = 0.294 mW/g

Body/Zoom Scan (7x7x7)/Cube 0: Measurement grid: dx=5mm, dy=5mm, dz=5mm

Reference Value = 9.67 V/m; Power Drift = -0.049 dB

Peak SAR (extrapolated) = 1.05 W/kg

SAR(1 g) = 0.332 mW/g; SAR(10 g) = 0.144 mW/g

Maximum value of SAR (measured) = 0.396 mW/g

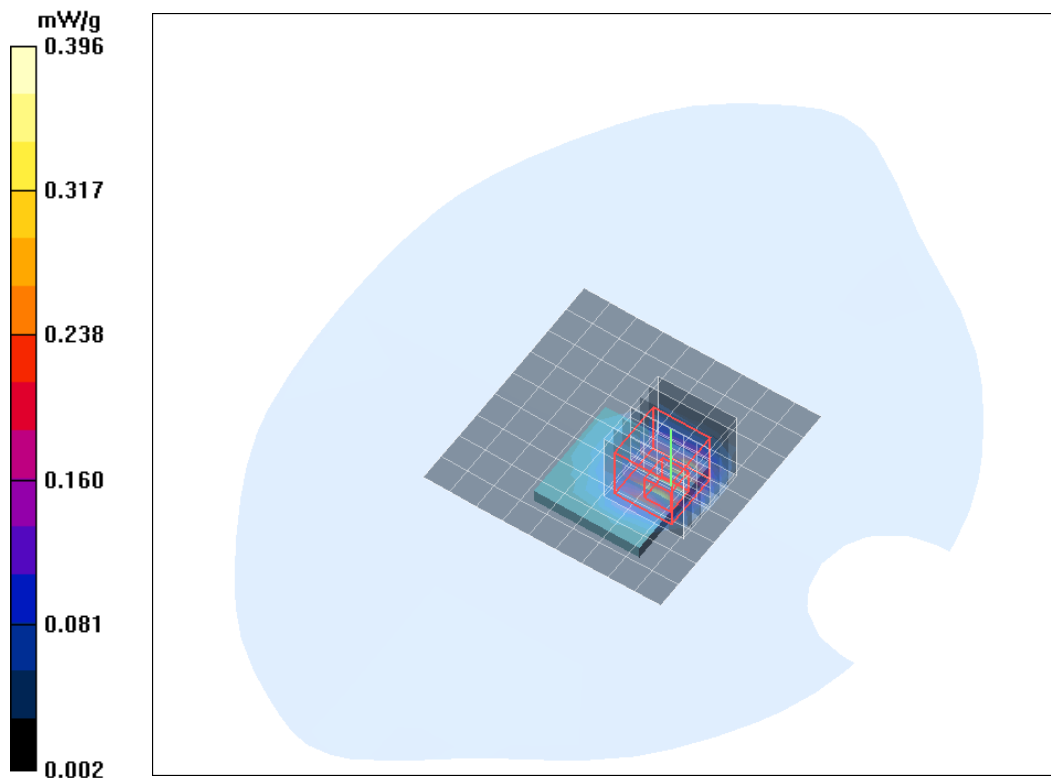


Fig. 2: SAR distribution for Dialog SC14S, body worn configuration, mid channel, position 1

Test Laboratory: Imst GmbH, DASY Yellow (II); **File Name:** [SC14_yDECThm 2.da4](#)

DUT: DECT Module;

Program Name: Body

Communication System: DECT US; Frequency: 1928.45 MHz; Duty Cycle: 1:24

Medium parameters used (extrapolated): $f = 1928.45$ MHz; $\sigma = 1.58$ mho/m; $\epsilon_r = 52.7$; $\rho = 1000$ kg/m³

Phantom section: Flat Section

DASY4 Configuration:

- Probe: ET3DV6R - SN1579; ConvF(4.57, 4.57, 4.57); Calibrated: 28.01.2014
- Sensor-Surface: 4mm (Mechanical Surface Detection)
- Electronics: DAE4 Sn631; Calibrated: 23.07.2014
- Phantom: SAM Glycol 1340; Type: QD 000 P40 CB; Serial: TP-1340
- Measurement SW: DASY4, V4.7 Build 80; Postprocessing SW: SEMCAD, V1.8 Build 186

Body/Area Scan (10x10x1): Measurement grid: dx=10mm, dy=10mm

Maximum value of SAR (measured) = 0.088 mW/g

Body/Zoom Scan (7x7x7)/Cube 0: Measurement grid: dx=5mm, dy=5mm, dz=5mm

Reference Value = 12.0 V/m; Power Drift = 0.058 dB

Peak SAR (extrapolated) = 0.504 W/kg

SAR(1 g) = 0.126 mW/g; SAR(10 g) = 0.040 mW/g

Maximum value of SAR (measured) = 0.189 mW/g

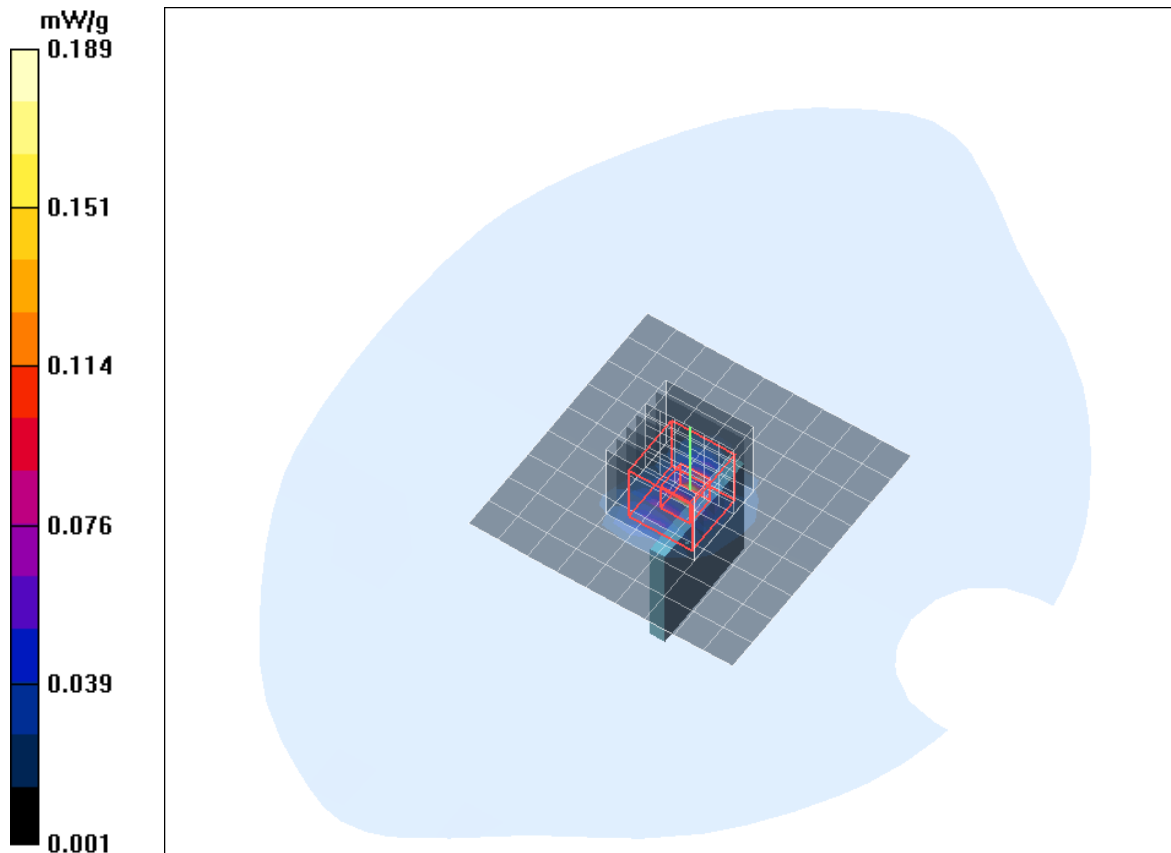


Fig. 3: SAR distribution for Dialog SC14S, body worn configuration, mid channel, position 2