



<b>GSM 850-Right Head Cheek Middle CH190</b> .....	3
<b>GSM 850-Right Head Tilted Middle CH190</b> .....	5
<b>GSM 850-Left Head Cheek Middle CH190</b> .....	7
<b>GSM 850-Left Head Tilted Middle CH190</b> .....	9
<b>PCS-1900-Right Head Cheek Middle CH661</b> .....	11
<b>PCS-1900-Right Head Tilted Middle CH661</b> .....	13
<b>PCS 1900-Left Head Cheek Middle CH661</b> .....	15
<b>PCS 1900-Left Head Tilted Middle CH661</b> .....	17
<b>GSM 850-Body Worn Up Middle CH190</b> .....	19
<b>GSM 850- Body Worn Down Middle CH190</b> .....	21
<b>GPRS 850- Body Worn Up Middle CH190</b> .....	23
<b>GPRS 850- Body Worn Down Middle CH190</b> .....	25
<b>EDGE 850- Body Worn Up Middle CH190</b> .....	27
<b>EDGE 850- Body Worn Down Middle CH190</b> .....	29
<b>PCS1900- Body Worn Up Middle CH661</b> .....	31
<b>PCS1900- Body Worn Down Middle CH661</b> .....	33
<b>GPRS1900- Body Worn Up Middle CH661</b> .....	35
<b>GPRS1900- Body Worn Down Middle CH661</b> .....	37
<b>EDGE1900- Body Worn Up Middle CH661</b> .....	39
<b>EDGE1900- Body Worn Down Middle CH661</b> .....	41
<b>WCDMA Band II-Right Head Cheek Middle CH9400</b> .....	43
<b>WCDMA Band II-Right Head Tilted Middle CH9400</b> .....	45
<b>WCDMA Band II-Left Head Cheek Middle CH9400</b> .....	47
<b>WCDMA Band II-Left Head Tilted Middle CH9400</b> .....	49
<b>WCDMA Band V-Right Head Cheek High CH4233</b> .....	51
<b>WCDMA Band V-Right Head Tilted High CH4233</b> .....	53
<b>WCDMA Band V-Left Head Cheek High CH4233</b> .....	55
<b>WCDMA Band V-Left Head Tilted High CH4233</b> .....	57
<b>WCDMA Band II-Body Worn Up Middle CH9400</b> .....	59
<b>WCDMA Band II- Body Worn Down Middle CH9400</b> .....	61
<b>WCDMA Band V- Body Worn Up High CH4233</b> .....	63
<b>WCDMA Band V- Body Worn Down High CH4233</b> .....	65
<b>IEEE 802.11b-Right Head Cheek Middle CH6</b> .....	67
<b>IEEE 802.11b-Right Head Tilted Middle CH6</b> .....	69
<b>IEEE 802.11b-Left Head Cheek Middle CH6</b> .....	71
<b>IEEE 802.11b-Left Head Tilted Middle CH6</b> .....	73
<b>IEEE 802.11b- Body Worn Up Middle CH6</b> .....	75
<b>IEEE 802.11b- Body Worn Down Middle CH6</b> .....	77
<b>GSM 850-Body-Hotspot Up Middle CH190</b> .....	79
<b>GSM 850-Body-Hotspot Down Middle CH190</b> .....	81
<b>GSM 850-Body-Hotspot Bottom Middle CH190</b> .....	83
<b>GSM 850-Body-Hotspot Right Middle CH190</b> .....	85



<b>GSM 850-Body-Hotspot Left Middle CH190</b> .....	87
<b>GPRS850-Body-Hotspot Up Middle CH190</b> .....	89
<b>GPRS850-Body-Hotspot Down Middle CH190</b> .....	91
<b>GPRS850-Body-Hotspot Bottom Middle CH190</b> .....	93
<b>GPRS850-Body-Hotspot Right Middle CH190</b> .....	95
<b>GPRS850-Body-Hotspot Left Middle CH190</b> .....	97
<b>EDGE850-Body-Hotspot Up Middle CH190</b> .....	99
<b>EDGE850-Body-Hotspot Down Middle CH190</b> .....	101
<b>EDGE850-Body-Hotspot Bottom Middle CH190</b> .....	103
<b>EDGE850-Body-Hotspot Right Middle CH190</b> .....	105
<b>EDGE850-Body-Hotspot Left Middle CH190</b> .....	107
<b>PCS-1900-Body-Hotspot Up Middle CH661</b> .....	109
<b>PCS-1900-Body-Hotspot Down Middle CH661</b> .....	111
<b>PCS-1900-Body-Hotspot Bottom Middle CH661</b> .....	113
<b>PCS-1900-Body-Hotspot Right Middle CH661</b> .....	115
<b>PCS 1900-Body-Hotspot Left Middle CH661</b> .....	117
<b>GPRS-1900-Body-Hotspot Up Middle CH661</b> .....	119
<b>GPRS-1900-Body-Hotspot Down Middle CH661</b> .....	121
<b>GPRS-1900-Body-Hotspot Bottom Middle CH661</b> .....	123
<b>GPRS-1900-Body-Hotspot Right Middle CH661</b> .....	125
<b>GPRS 1900-Body-Hotspot Left Middle CH661</b> .....	127
<b>EDGE-1900-Body-Hotspot Up Middle CH661</b> .....	129
<b>EDGE-1900-Body-Hotspot Down Middle CH661</b> .....	131
<b>EDGE-1900-Body-Hotspot Bottom Middle CH661</b> .....	133
<b>EDGE-1900-Body-Hotspot Right Middle CH661</b> .....	135
<b>EDGE 1900-Body-Hotspot Left Middle CH661</b> .....	137
<b>WCDMA Band II Body-Hotspot Up Middle CH9400</b> .....	139
<b>WCDMA Band II Body-Hotspot Down Middle CH9400</b> .....	141
<b>WCDMA Band II Body-Hotspot Bottom Middle CH9400</b> .....	143
<b>WCDMA Band II Body-Hotspot Right Middle CH9400</b> .....	145
<b>WCDMA Band II Body-Hotspot Left Middle CH9400</b> .....	147
<b>WCDMA Band V Body-Hotspot Up High CH4233</b> .....	149
<b>WCDMA Band V Body-Hotspot Down High CH4233</b> .....	151
<b>WCDMA Band V Body-Hotspot Bottom High CH4233</b> .....	153
<b>WCDMA Band V Body-Hotspot Right High CH4233</b> .....	155
<b>WCDMA Band V Body-Hotspot Left High CH4233</b> .....	157
<b>IEEE 802.11b Body-Hotspot UP Middle CH6</b> .....	159
<b>IEEE 802.11b Body-Hotspot Down Middle CH6</b> .....	161
<b>IEEE 802.11b Body-Hotspot Top Middle CH6</b> .....	163
<b>IEEE 802.11b Body-Hotspot Right Middle CH6</b> .....	165



Test Laboratory: Compliance Certification Services Inc.

July 16, 2012

**GSM 850-Right Head Cheek Middle CH190**

**DUT: GSM Mobile Phone; Type: Wicked; Serial: 358800020155249**

Communication System: Generic GSM; Communication System Band: GSM 850 (824.0 - 849.0 MHz);  
Frequency: 836.6 MHz; Communication System PAR: 9.03 dB

Ambient: Temperature: 21 °C Relative humidity: 58% Liquid : Temperature: 20 °C

Medium parameters used (interpolated):  $f = 836.6$  MHz;  $\sigma = 0.899$  mho/m;  $\epsilon_r = 41.327$ ;  $\rho = 1000$  kg/m<sup>3</sup>

Phantom section: Right Section

Measurement Standard: DASYS (IEEE/IEC/ANSI C63.19-2007)

DASY Configuration:

- Probe: EX3DV4 - SN3755; ConvF(8.99, 8.99, 8.99); Calibrated: 1/20/2012
- Sensor-Surface: 2.5mm (Mechanical Surface Detection)
- Electronics: DAE4 Sn1245; Calibrated: 1/11/2012
- Phantom: Twin SAM Phantom; Type: QD 000 P40 CD; Serial: 1609
- DASYS 52.8.0(692); SEMCAD X 14.6.4(4989)

**GSM850/Right Head Cheek Middle CH190/Area Scan (51x81x1):**

Measurement grid: dx=15mm, dy=15mm

Maximum value of SAR (measured) = 0.835 mW/g

**GSM850/Right Head Cheek Middle CH190/Zoom Scan (7x7x7)/Cube 0:**

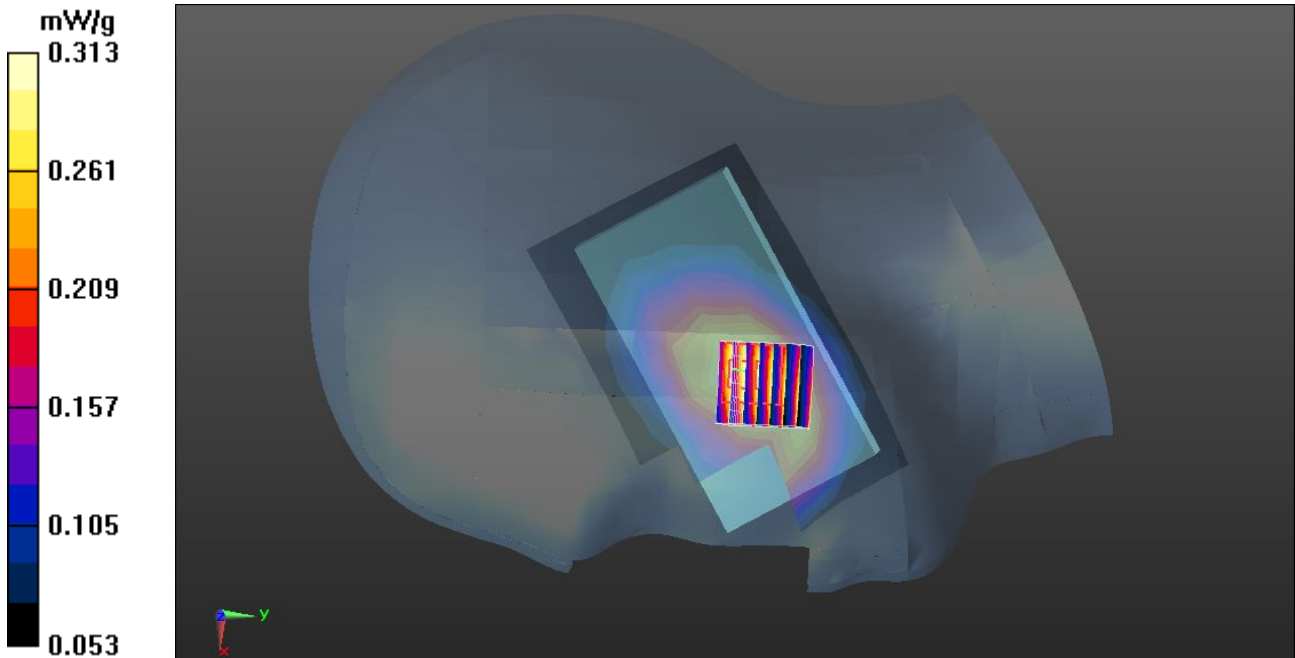
Measurement grid: dx=5mm, dy=5mm, dz=5mm

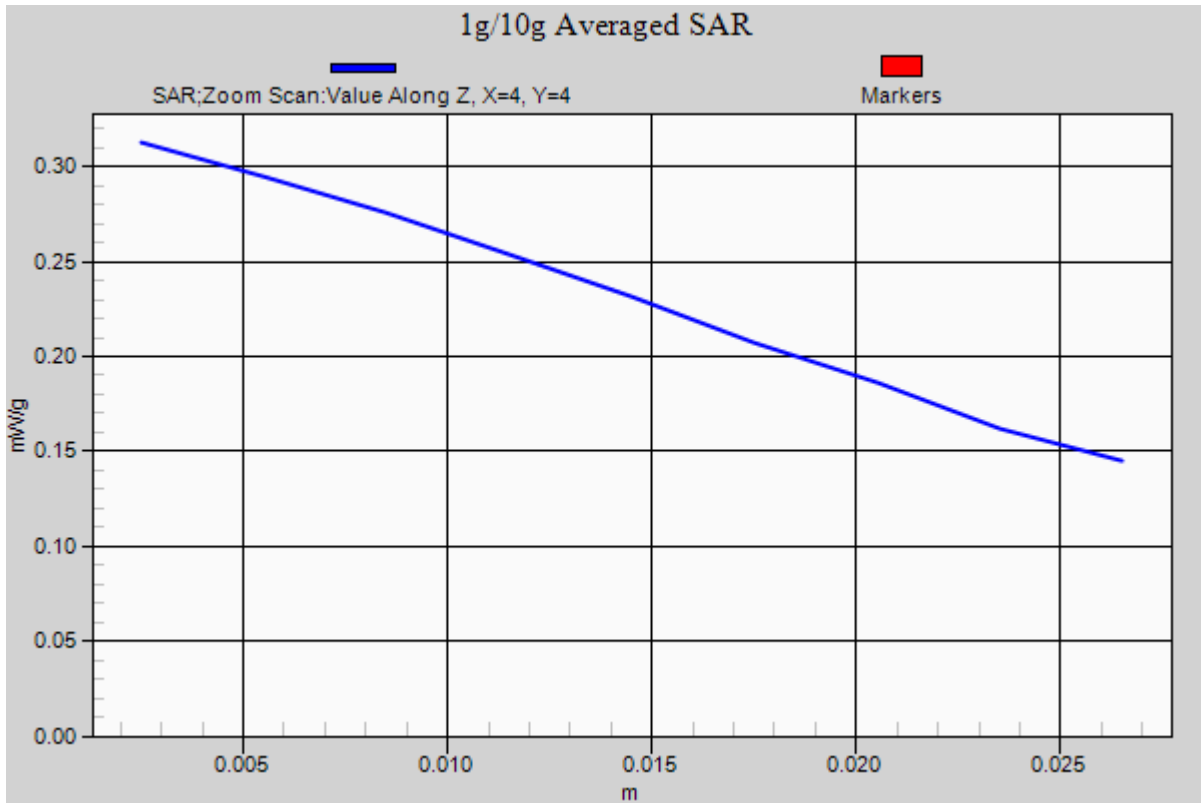
Reference Value = 7.633 V/m; Power Drift = -0.09 dB

Peak SAR (extrapolated) = 0.327 mW/g

**SAR(1 g) = 0.293 mW/g; SAR(10 g) = 0.241 mW/g**

Maximum value of SAR (measured) = 0.313 mW/g







Test Laboratory: Compliance Certification Services Inc.

July 16, 2012

**GSM 850-Right Head Tilted Middle CH190**

**DUT: GSM Mobile Phone; Type: Wicked; Serial: 358800020155249**

Communication System: Generic GSM; Communication System Band: GSM 850 (824.0 - 849.0 MHz);

Frequency: 836.6 MHz; Communication System PAR: 9.03 dB

Ambient: Temperature: 21 °C Relative humidity: 58% Liquid : Temperature: 20 °C

Medium parameters used (interpolated):  $f = 836.6$  MHz;  $\sigma = 0.899$  mho/m;  $\epsilon_r = 41.327$ ;  $\rho = 1000$  kg/m<sup>3</sup>

Phantom section: Right Section

Measurement Standard: DASYS (IEEE/IEC/ANSI C63.19-2007)

DASY Configuration:

- Probe: EX3DV4 - SN3755; ConvF(8.99, 8.99, 8.99); Calibrated: 1/20/2012
- Sensor-Surface: 2.5mm (Mechanical Surface Detection)
- Electronics: DAE4 Sn1245; Calibrated: 1/11/2012
- Phantom: Twin SAM Phantom; Type: QD 000 P40 CD; Serial: 1609
- DASYS 52.8.0(692); SEMCAD X 14.6.4(4989)

**GSM850/Right Head Tilted Middle CH190/Area Scan (51x81x1):**

Measurement grid: dx=15mm, dy=15mm

Maximum value of SAR (measured) = 0.454 mW/g

**GSM850/Right Head Tilted Middle CH190/Zoom Scan (7x7x7)/Cube 0:**


Measurement grid: dx=5mm, dy=5mm, dz=5mm

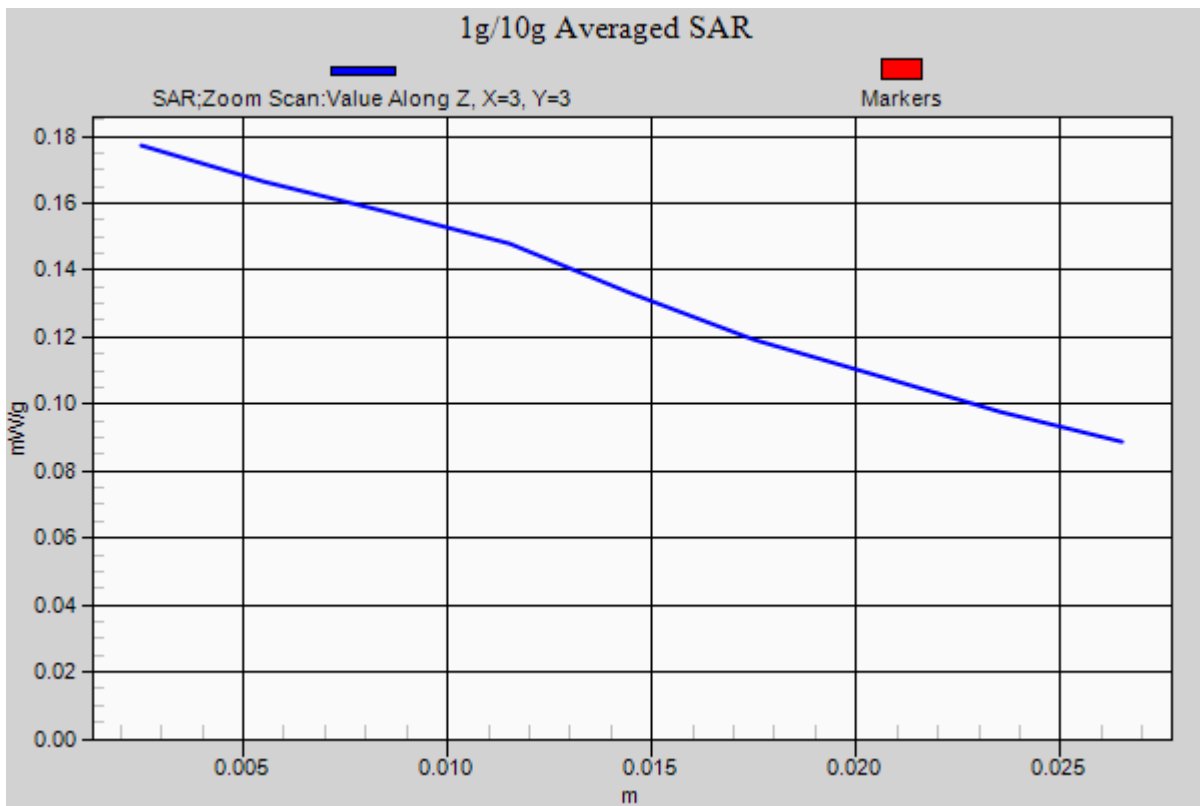
Reference Value = 7.422 V/m; Power Drift = -0.17 dB

Peak SAR (extrapolated) = 0.196 mW/g

**SAR(1 g) = 0.166 mW/g; SAR(10 g) = 0.139 mW/g**

Maximum value of SAR (measured) = 0.177 mW/g







Test Laboratory: Compliance Certification Services Inc.

July 16, 2012

**GSM 850-Left Head Cheek Middle CH190**

**DUT: GSM Mobile Phone; Type: Wicked; Serial: 358800020155249**

Communication System: Generic GSM; Communication System Band: GSM 850 (824.0 - 849.0 MHz);

Frequency: 836.6 MHz; Communication System PAR: 9.03 dB

Ambient: Temperature: 21 °C Relative humidity: 58% Liquid : Temperature: 20 °C

Medium parameters used (interpolated):  $f = 836.6$  MHz;  $\sigma = 0.899$  mho/m;  $\epsilon_r = 41.327$ ;  $\rho = 1000$  kg/m<sup>3</sup>

Phantom section: Left Section

Measurement Standard: DASYS (IEEE/IEC/ANSI C63.19-2007)

DASY Configuration:

- Probe: EX3DV4 - SN3755; ConvF(8.99, 8.99, 8.99); Calibrated: 1/20/2012
- Sensor-Surface: 2.5mm (Mechanical Surface Detection)
- Electronics: DAE4 Sn1245; Calibrated: 1/11/2012
- Phantom: Twin SAM Phantom; Type: QD 000 P40 CD; Serial: 1609
- DASYS 52.8.0(692); SEMCAD X 14.6.4(4989)

**GSM850/Left Head Cheek Middle CH190/Area Scan (51x81x1):**

Measurement grid: dx=15mm, dy=15mm

Maximum value of SAR (measured) = 0.810 mW/g

**GSM850/Left Head Cheek Middle CH190/Zoom Scan (7x7x7)/Cube 0:**


Measurement grid: dx=5mm, dy=5mm, dz=5mm

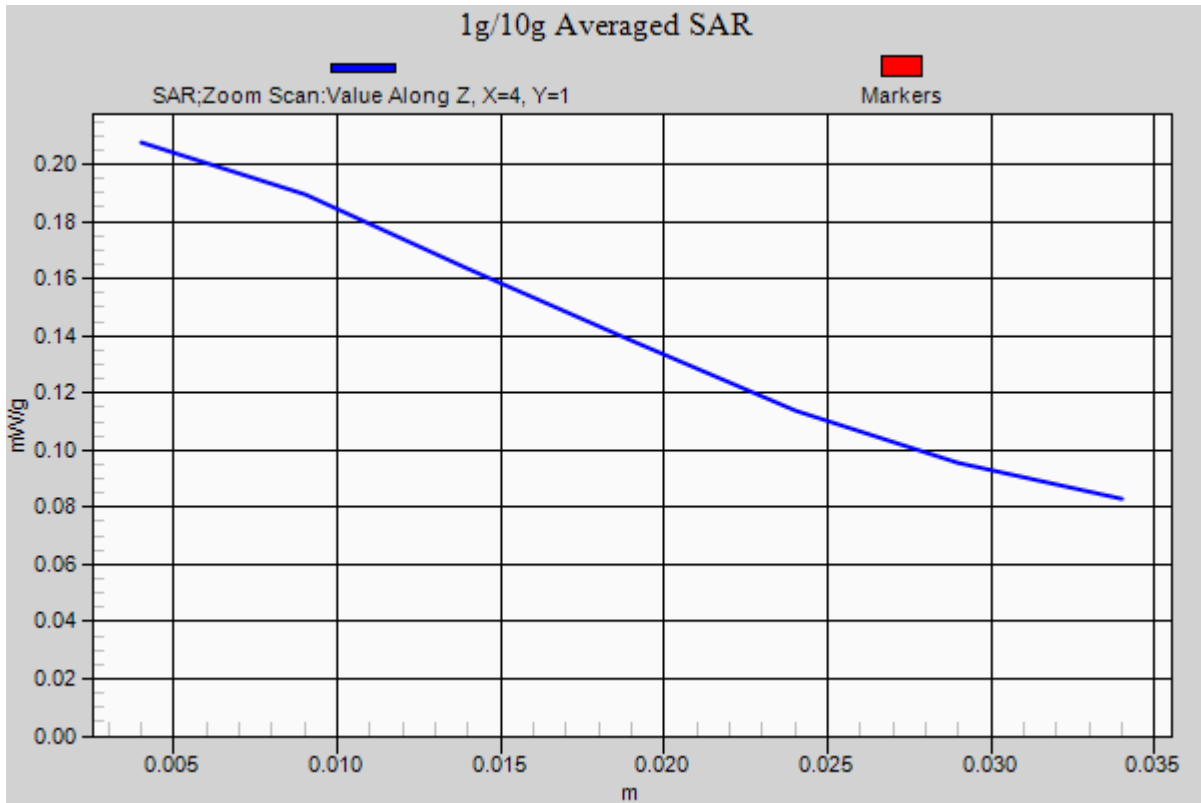
Reference Value = 7.754 V/m; Power Drift = 0.11 dB

Peak SAR (extrapolated) = 0.234 mW/g

**SAR(1 g) = 0.199 mW/g; SAR(10 g) = 0.158 mW/g**

Maximum value of SAR (measured) = 0.208 mW/g









Test Laboratory: Compliance Certification Services Inc.

July 16, 2012

**GSM 850-Left Head Tilted Middle CH190**

**DUT: GSM Mobile Phone; Type: Wicked; Serial: 358800020155249**

Communication System: Generic GSM; Communication System Band: GSM 850 (824.0 - 849.0 MHz);

Frequency: 836.6 MHz; Communication System PAR: 9.03 dB

Ambient: Temperature: 21 °C Relative humidity: 58% Liquid : Temperature: 20 °C

Medium parameters used (interpolated):  $f = 836.6$  MHz;  $\sigma = 0.899$  mho/m;  $\epsilon_r = 41.327$ ;  $\rho = 1000$  kg/m<sup>3</sup>

Phantom section: Left Section

Measurement Standard: DASYS (IEEE/IEC/ANSI C63.19-2007)

DASY Configuration:

- Probe: EX3DV4 - SN3755; ConvF(8.99, 8.99, 8.99); Calibrated: 1/20/2012
- Sensor-Surface: 2.5mm (Mechanical Surface Detection),  $z = 1.0, 25.0$
- Electronics: DAE4 Sn1245; Calibrated: 1/11/2012
- Phantom: Twin SAM Phantom; Type: QD 000 P40 CD; Serial: 1609
- DASYS 52.8.0(692); SEMCAD X 14.6.4(4989)

**GSM850/Left Head Tilted Middle CH190/Area Scan (51x81x1):**

Measurement grid:  $dx=15$ mm,  $dy=15$ mm

Maximum value of SAR (measured) = 0.428 mW/g

**GSM850/Left Head Tilted Middle CH190/Zoom Scan (7x7x7)/Cube 0:**


Measurement grid:  $dx=5$ mm,  $dy=5$ mm,  $dz=5$ mm

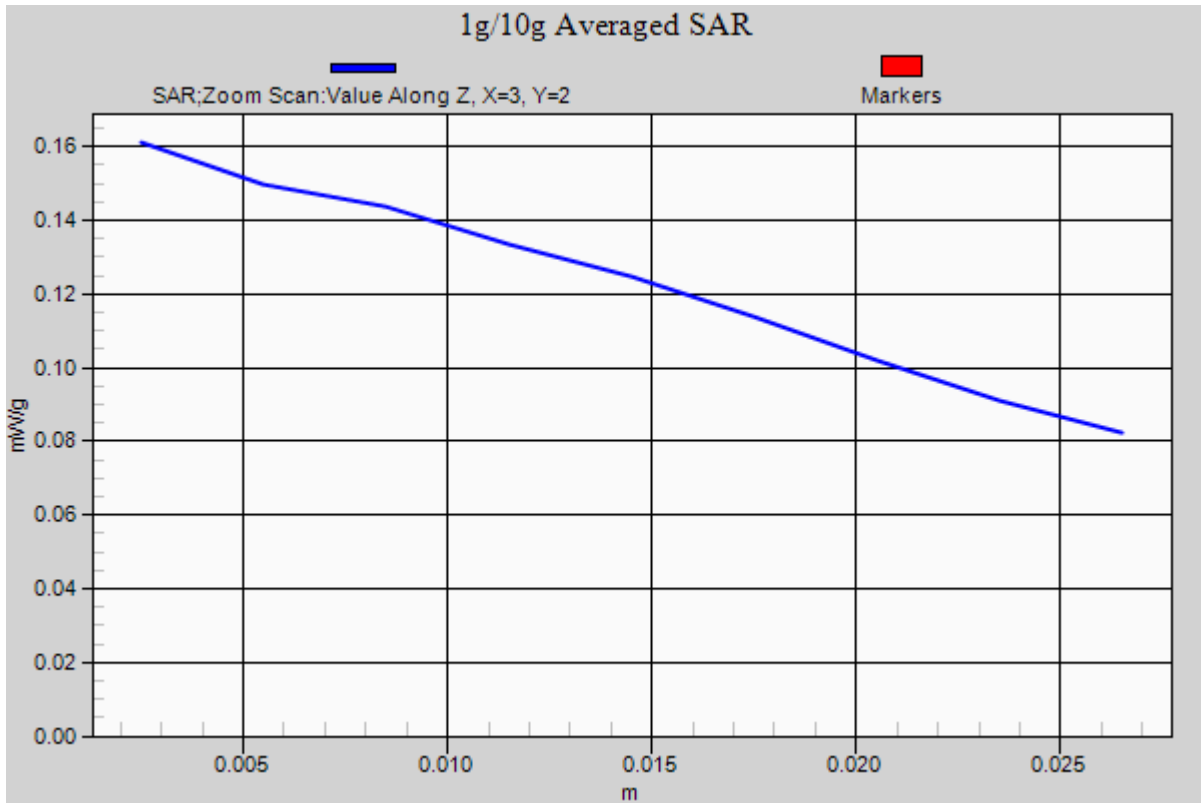
Reference Value = 6.512 V/m; Power Drift = 0.10 dB

Peak SAR (extrapolated) = 0.171 mW/g

**SAR(1 g) = 0.150 mW/g; SAR(10 g) = 0.127 mW/g**

Maximum value of SAR (measured) = 0.161 mW/g







Test Laboratory: Compliance Certification Services Inc.

July 17, 2012

**PCS-1900-Right Head Cheek Middle CH661**

**DUT: GSM Mobile Phone; Type: Wicked; Serial: 358800020155249**

Communication System: Generic GSM; Communication System Band: PCS 1900 (1850.0 - 1910.0 MHz);

Frequency: 1880 MHz; Communication System PAR: 9.03 dB

Ambient: Temperature: 21 °C Relative humidity: 58% Liquid : Temperature: 20 °C

Medium parameters used:  $f = 1880$  MHz;  $\sigma = 1.45$  mho/m;  $\epsilon_r = 39.74$ ;  $\rho = 1000$  kg/m<sup>3</sup>

Phantom section: Right Section

Measurement Standard: DASYS5 (IEEE/IEC/ANSI C63.19-2007)

DASY5 Configuration:

- Probe: EX3DV4 - SN3755; ConvF(7.84, 7.84, 7.84); Calibrated: 1/20/2012
- Sensor-Surface: 2.5mm (Mechanical Surface Detection)
- Electronics: DAE4 Sn1245; Calibrated: 1/11/2012
- Phantom: Twin SAM Phantom; Type: QD 000 P40 CD; Serial: 1609
- Measurement SW: DASYS52, Version 52.6 (1); SEMCAD X Version 14.4.2 (2595)

**PCS1900/Right Head Cheek Middle CH661/Area Scan (51x81x1):**

Measurement grid:  $dx=15$ mm,  $dy=15$ mm

Maximum value of SAR (measured) = 0.627 mW/g

**PCS1900/Right Head Cheek Middle CH661/Zoom Scan (7x7x7)/Cube 0:**


Measurement grid:  $dx=5$ mm,  $dy=5$ mm,  $dz=5$ mm

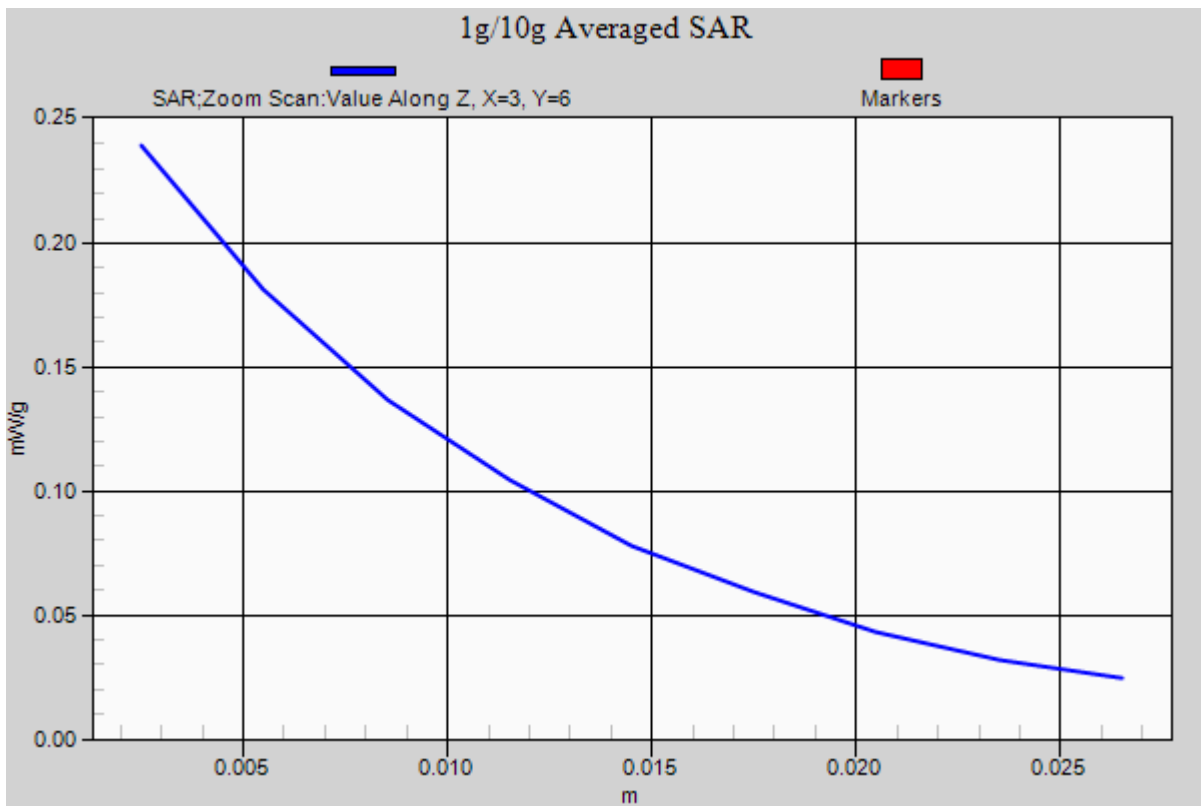
Reference Value = 6.320 V/m; Power Drift = 0.17 dB

Peak SAR (extrapolated) = 0.221 mW/g

**SAR(1 g) = 0.195 mW/g; SAR(10 g) = 0.124 mW/g**

Maximum value of SAR (measured) = 0.239 mW/g







Test Laboratory: Compliance Certification Services Inc.

July 17, 2012

**PCS-1900-Right Head Tilted Middle CH661**

**DUT: GSM Mobile Phone; Type: Wicked; Serial: 358800020155249**

Communication System: Generic GSM; Communication System Band: PCS 1900 (1850.0 - 1910.0 MHz);  
Frequency: 1880MHz; Communication System PAR: 9.03 dB

Ambient: Temperature: 21 °C Relative humidity: 58% Liquid : Temperature: 20 °C

Medium parameters used:  $f = 1880\text{MHz}$ ;  $\sigma = 1.45\text{mho/m}$ ;  $\epsilon_r = 39.74$ ;  $\rho = 1000\text{ kg/m}^3$

Phantom section: Right Section

Measurement Standard: DASYS (IEEE/IEC/ANSI C63.19-2007)

DASY5 Configuration:

- Probe: EX3DV4 - SN3755; ConvF(7.84, 7.84, 7.84); Calibrated: 1/20/2012
- Sensor-Surface: 2.5mm (Mechanical Surface Detection)
- Electronics: DAE4 Sn1245; Calibrated: 1/11/2012
- Phantom: Twin SAM Phantom; Type: QD 000 P40 CD; Serial: 1609
- Measurement SW: DASYS2, Version 52.6 (1); SEMCAD X Version 14.4.2 (2595)

**PCS1900/Right Head Tilted Middle CH661/Area Scan (51x81x1):**

Measurement grid:  $dx=15\text{mm}$ ,  $dy=15\text{mm}$

Maximum value of SAR (measured) = 0.703 mW/g

**PCS1900/Right Head Tilted Middle CH661/Zoom Scan (7x7x7)/Cube 0:**


Measurement grid:  $dx=5\text{mm}$ ,  $dy=5\text{mm}$ ,  $dz=5\text{mm}$

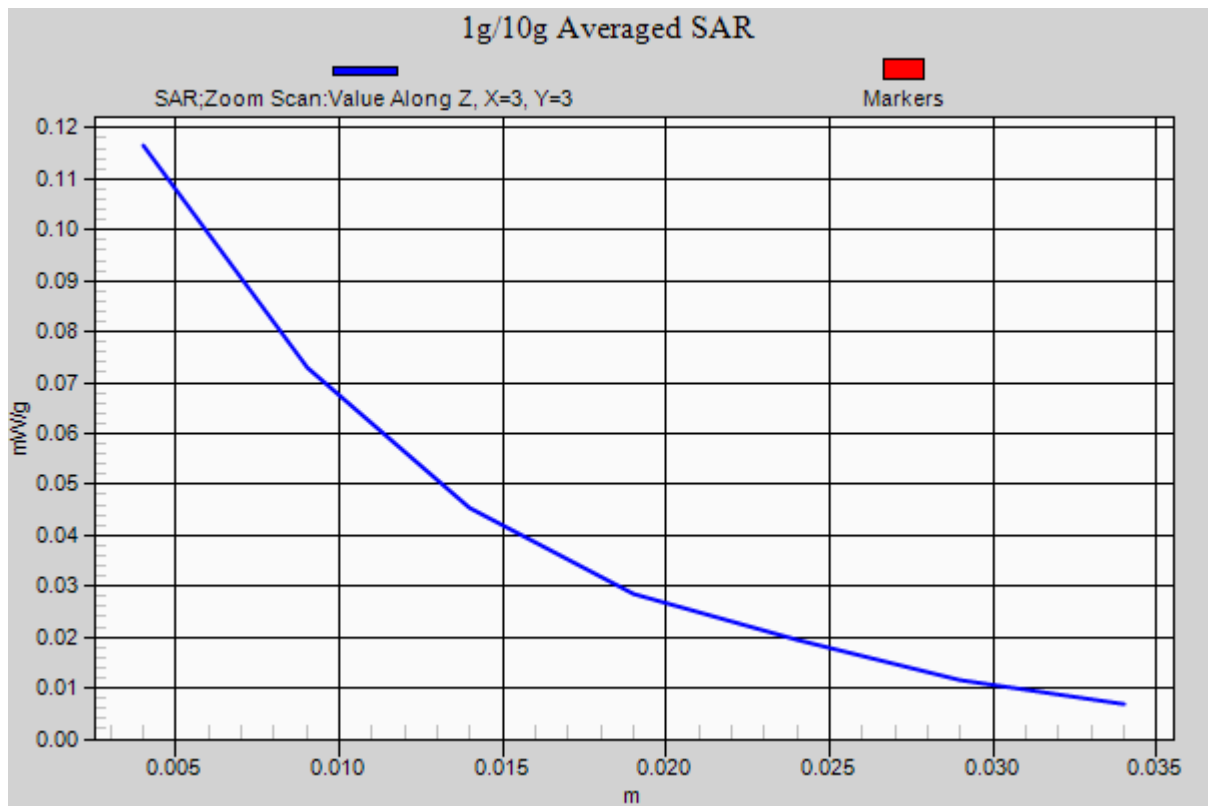
Reference Value = 8.208 V/m; Power Drift = 0.13 dB

Peak SAR (extrapolated) = 0.109 mW/g

**SAR(1 g) = 0.103 mW/g; SAR(10 g) = 0.056 mW/g**

Maximum value of SAR (measured) = 0.116 mW/g







Test Laboratory: Compliance Certification Services Inc.

July 17, 2012

**PCS 1900-Left Head Cheek Middle CH661**

**DUT: GSM Mobile Phone; Type: Wicked; Serial: 358800020155249**

Communication System: Generic GSM; Communication System Band: PCS 1900 (1850.0 - 1910.0 MHz);  
Frequency: 1880MHz; Communication System PAR: 9.03 dB

Ambient: Temperature: 21 °C Relative humidity: 58% Liquid : Temperature: 20 °C

Medium parameters used:  $f = 1880\text{MHz}$ ;  $\sigma = 1.45\text{mho/m}$ ;  $\epsilon_r = 39.74$ ;  $\rho = 1000\text{ kg/m}^3$

Phantom section: Left Section

Measurement Standard: DASYS (IEEE/IEC/ANSI C63.19-2007)

DASY5 Configuration:

- Probe: EX3DV4 - SN3755; ConvF(7.84, 7.84, 7.84); Calibrated: 1/20/2012
- Sensor-Surface: 2.5mm (Mechanical Surface Detection)
- Electronics: DAE4 Sn1245; Calibrated: 1/11/2012
- Phantom: Twin SAM Phantom; Type: QD 000 P40 CD; Serial: 1609
- Measurement SW: DASYS2, Version 52.6 (1); SEMCAD X Version 14.4.2 (2595)

**PCS1900/Left Head Cheek Middle CH661/Area Scan (51x81x1):**

Measurement grid:  $dx=15\text{mm}$ ,  $dy=15\text{mm}$

Maximum value of SAR (measured) = 0.533 mW/g

**PCS1900/Left Head Cheek Middle CH661/Zoom Scan (7x7x7)/Cube 0:**


Measurement grid:  $dx=5\text{mm}$ ,  $dy=5\text{mm}$ ,  $dz=5\text{mm}$

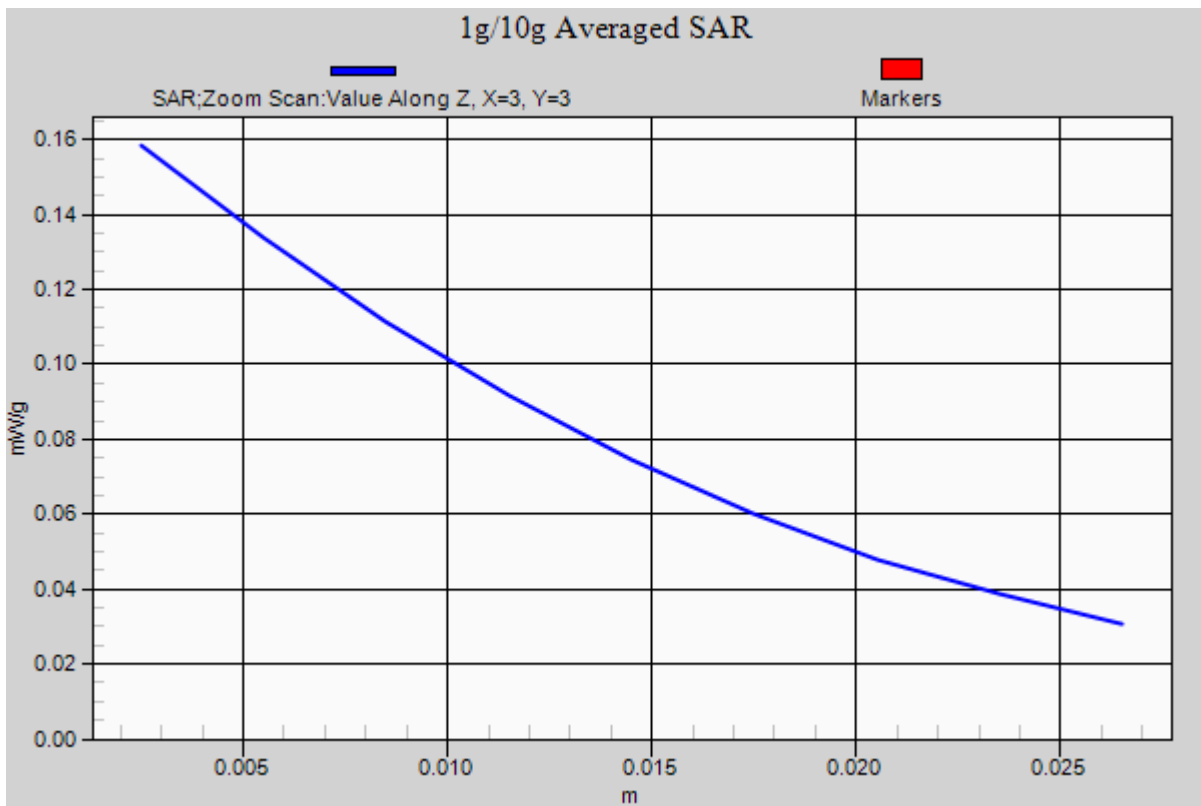
Reference Value = 6.465 V/m; Power Drift = 0.11 dB

Peak SAR (extrapolated) = 0.148 mW/g

**SAR(1 g) = 0.135 mW/g; SAR(10 g) = 0.088 mW/g**

Maximum value of SAR (measured) = 0.158 mW/g









Test Laboratory: Compliance Certification Services Inc.

July 17, 2012

**PCS 1900-Left Head Tilted Middle CH661**

**DUT: GSM Mobile Phone; Type: Wicked; Serial: 358800020155249**

Communication System: Generic GSM; Communication System Band: PCS 1900 (1850.0 - 1910.0 MHz);  
Frequency: 1880MHz; Communication System PAR: 9.03 dB

Ambient: Temperature: 21 °C Relative humidity: 58% Liquid : Temperature: 20 °C

Medium parameters used:  $f = 1880\text{MHz}$ ;  $\sigma = 1.45\text{mho/m}$ ;  $\epsilon_r = 39.74$  ;  $\rho = 1000\text{ kg/m}^3$

Phantom section: Left Section

Measurement Standard: DASYS (IEEE/IEC/ANSI C63.19-2007)

DASY5 Configuration:

- Probe: EX3DV4 - SN3755; ConvF(7.84, 7.84, 7.84); Calibrated: 1/20/2012
- Sensor-Surface: 2.5mm (Mechanical Surface Detection)
- Electronics: DAE4 Sn1245; Calibrated: 1/11/2012
- Phantom: Twin SAM Phantom; Type: QD 000 P40 CD; Serial: 1609
- Measurement SW: DASYS2, Version 52.6 (1); SEMCAD X Version 14.4.2 (2595)

**PCS1900/Left Head Tilted Middle CH661/Area Scan (51x81x1):**

Measurement grid:  $dx=15\text{mm}$ ,  $dy=15\text{mm}$

Maximum value of SAR (measured) = 0.334 mW/g

**PCS1900/Left Head Tilted Middle CH661/Zoom Scan (7x7x7)/Cube 0:**

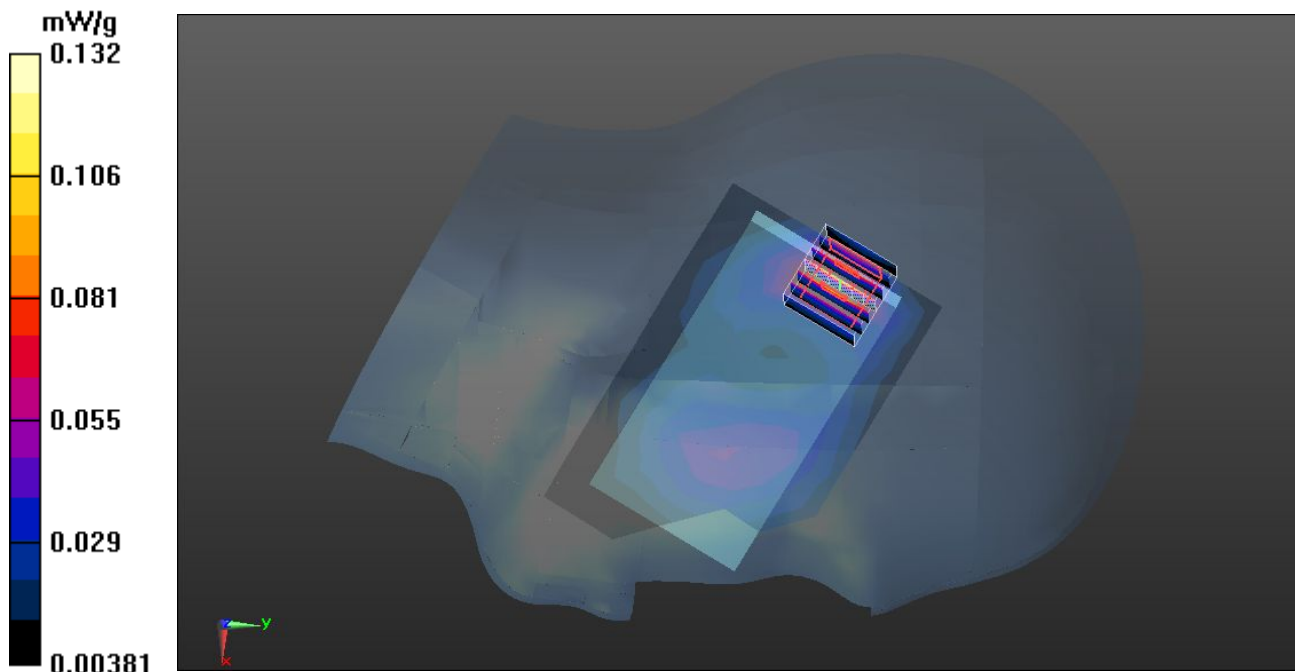
Measurement grid:  $dx=5\text{mm}$ ,  $dy=5\text{mm}$ ,  $dz=5\text{mm}$

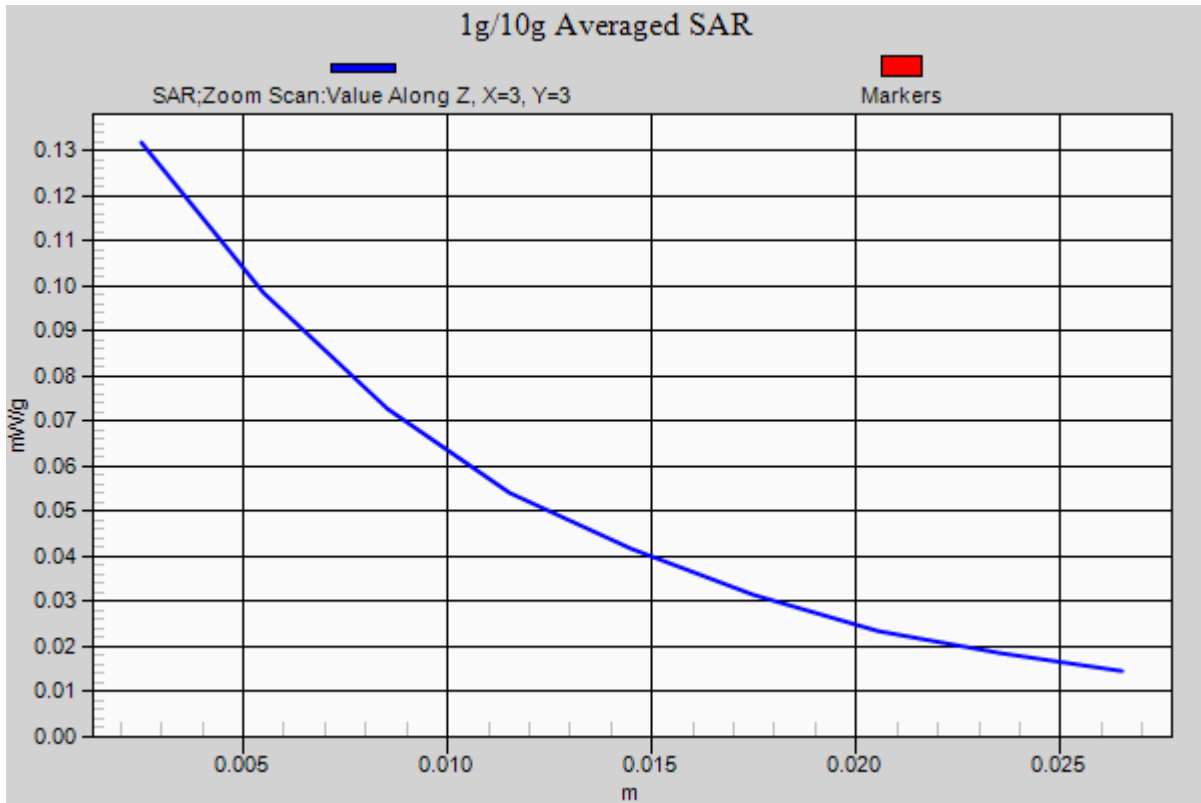
Reference Value = 6.779 V/m; Power Drift = 0.14 dB

Peak SAR (extrapolated) = 0.127 mW/g

**SAR(1 g) = 0.102 mW/g; SAR(10 g) = 0.062 mW/g**

Maximum value of SAR (measured) = 0.132 mW/g







Test Laboratory: Compliance Certification Services Inc.

July 16, 2012

**GSM 850-Body Worn Up Middle CH190**

**DUT: GSM Mobile Phone; Type: Wicked; Serial: 358800020155249**

Communication System: Generic GSM; Communication System Band: GSM 850 (824.0 - 849.0 MHz);

Frequency: 836.6 MHz; Communication System PAR: 9.03 dB

Ambient: Temperature: 21 °C Relative humidity: 58% Liquid : Temperature: 20 °C

Medium parameters used (interpolated):  $f = 836.6$  MHz;  $\sigma = 0.969$  mho/m;  $\epsilon_r = 55.752$ ;  $\rho = 1000$  kg/m<sup>3</sup>

Phantom section: Flat Section

Measurement Standard: DASYS (IEEE/IEC/ANSI C63.19-2007)

DASY Configuration:

- Probe: EX3DV4 - SN3755; ConvF(9.07, 9.07, 9.07); Calibrated: 1/20/2012
- Sensor-Surface: 2.5mm (Mechanical Surface Detection)
- Electronics: DAE4 Sn1245; Calibrated: 1/11/2012
- Phantom: Twin SAM Phantom; Type: QD 000 P40 CD; Serial: 1609
- DASYS 52.8.0(692); SEMCAD X 14.6.4(4989)

**GSM 850/GSM850 Body Up Middle CH190/Area Scan (51x81x1):**

Measurement grid: dx=15mm, dy=15mm

Maximum value of SAR (measured) = 0.746 mW/g

**GSM 850/GSM850 Body Up Middle CH190/Zoom Scan (7x7x7)/Cube 0:**

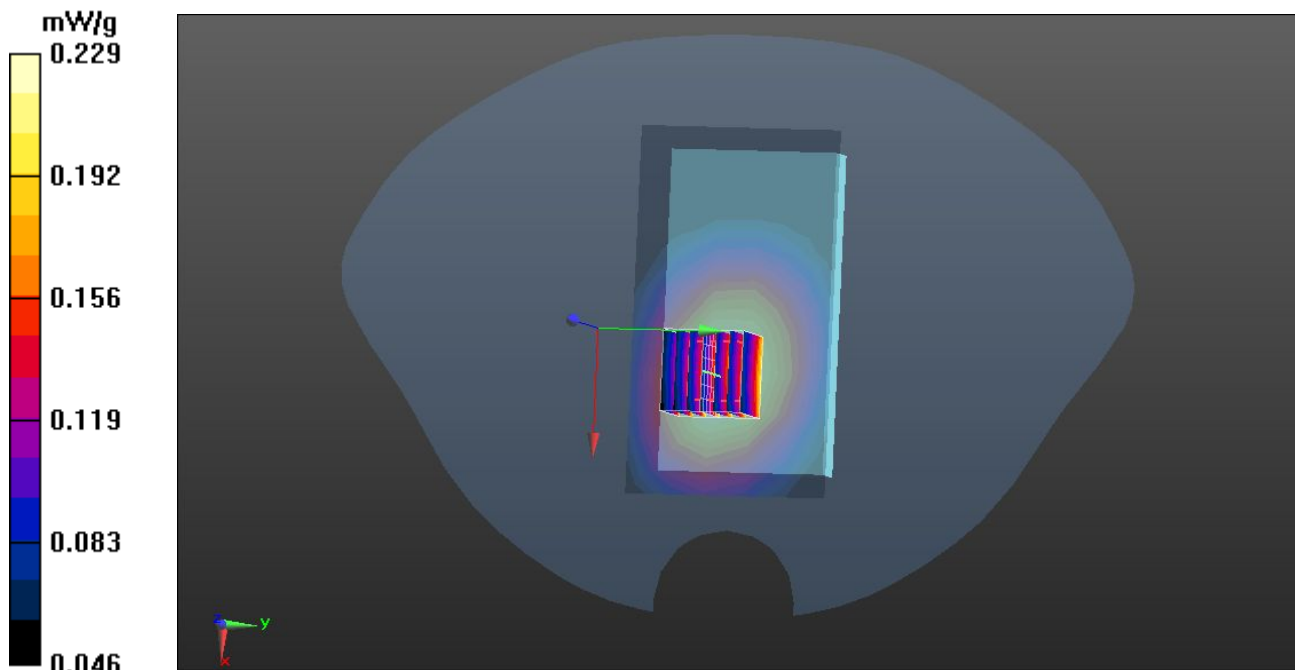
Measurement grid: dx=5mm, dy=5mm, dz=5mm

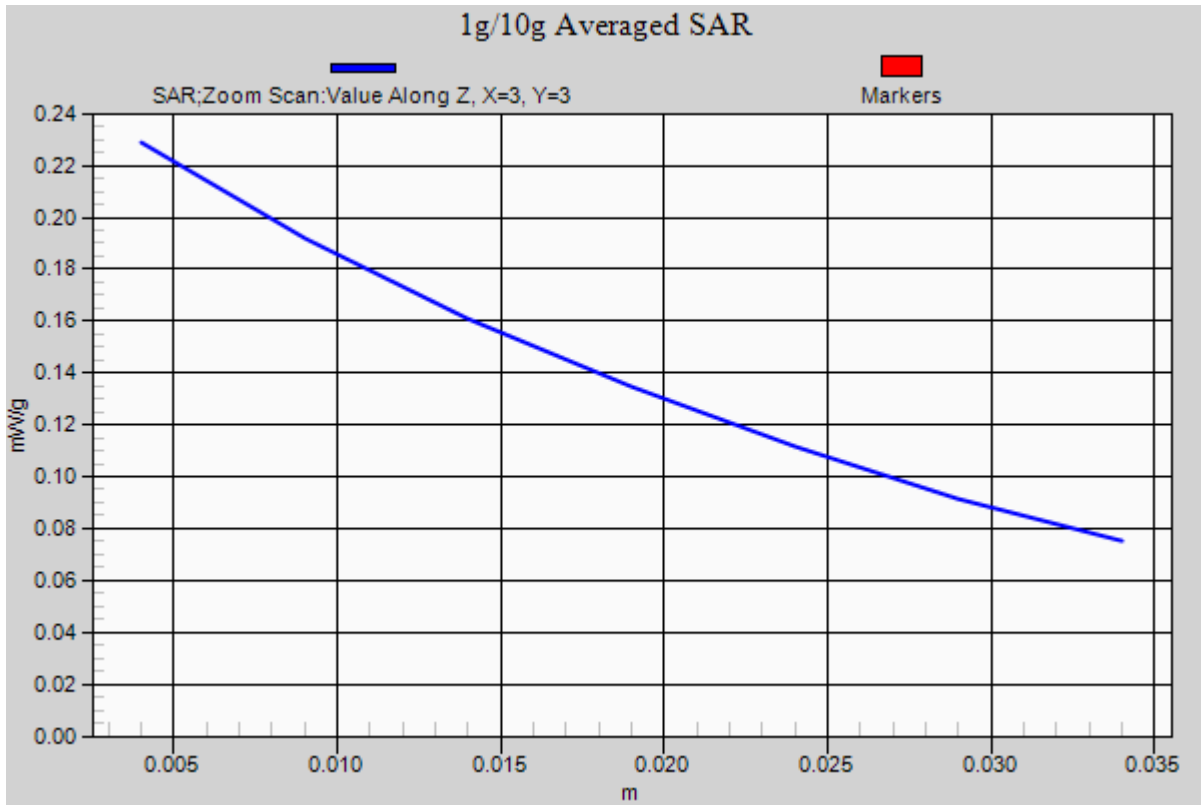
Reference Value = 7.739 V/m; Power Drift = -0.02 dB

Peak SAR (extrapolated) = 0.214 mW/g

**SAR(1 g) = 0.206 mW/g; SAR(10 g) = 0.176 mW/g**

Maximum value of SAR (measured) = 0.229 mW/g







Test Laboratory: Compliance Certification Services Inc.

July 16, 2012

**GSM 850- Body Worn Down Middle CH190**

**DUT: GSM Mobile Phone; Type: Wicked; Serial: 358800020155249**

Communication System: Generic GSM; Communication System Band: GSM 850 (824.0 - 849.0 MHz);

Frequency: 836.6 MHz; Communication System PAR: 9.03 dB

Ambient: Temperature: 21 °C Relative humidity: 58% Liquid : Temperature: 20 °C

Medium parameters used (interpolated):  $f = 836.6$  MHz;  $\sigma = 0.969$  mho/m;  $\epsilon_r = 55.572$ ;  $\rho = 1000$  kg/m<sup>3</sup>

Phantom section: Flat Section

Measurement Standard: DASYS (IEEE/IEC/ANSI C63.19-2007)

DASY Configuration:

- Probe: EX3DV4 - SN3755; ConvF(9.07, 9.07, 9.07); Calibrated: 1/20/2012
- Sensor-Surface: 2.5mm (Mechanical Surface Detection)
- Electronics: DAE4 Sn1245; Calibrated: 1/11/2012
- Phantom: Twin SAM Phantom; Type: QD 000 P40 CD; Serial: 1609
- DASYS 52.8.0(692); SEMCAD X 14.6.4(4989)

**GSM 850/GSM850 Body Down Middle CH190/Area Scan (51x81x1):**

Measurement grid: dx=15mm, dy=15mm

Maximum value of SAR (measured) = 0.671 mW/g

**GSM 850/GSM850 Body Down Middle CH190/Zoom Scan (7x7x7)/Cube 0:**

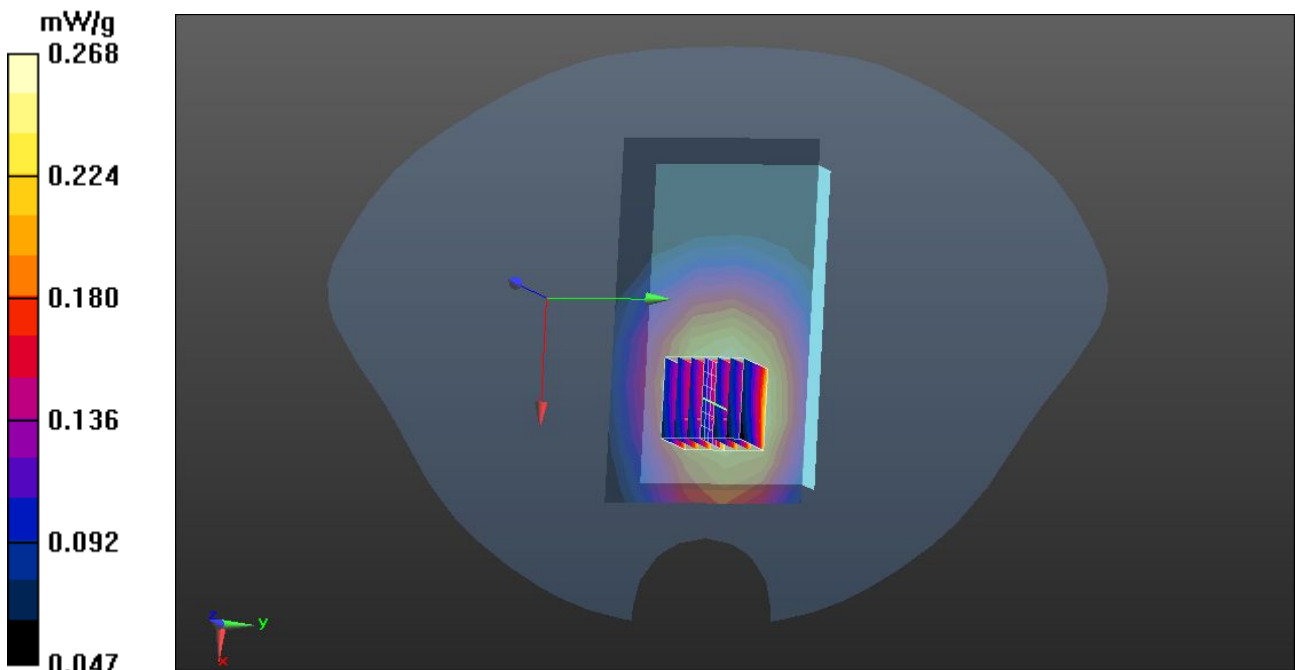
Measurement grid: dx=5mm, dy=5mm, dz=5mm

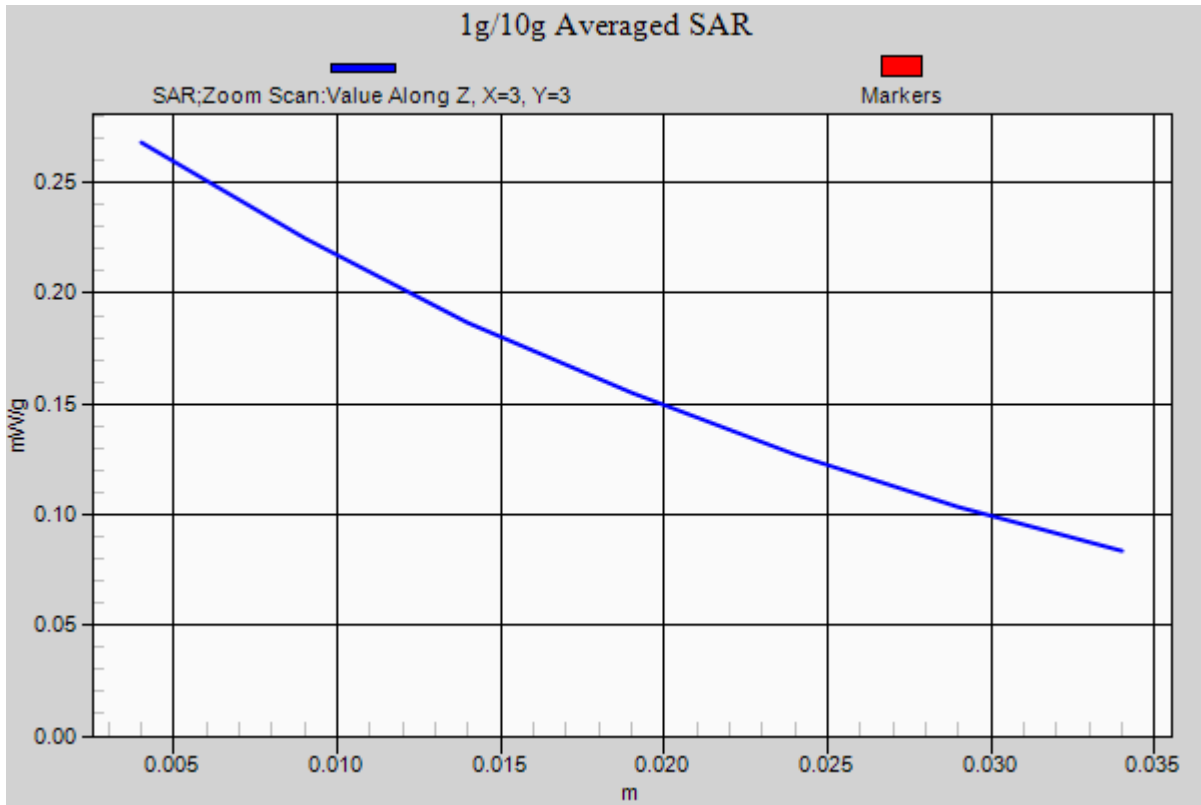
Reference Value = 7.420 V/m; Power Drift = -0.16 dB

Peak SAR (extrapolated) = 0.265 mW/g

**SAR(1 g) = 0.258 mW/g; SAR(10 g) = 0.208 mW/g**

Maximum value of SAR (measured) = 0.268 mW/g







Test Laboratory: Compliance Certification Services Inc.

July 16, 2012

**GPRS 850- Body Worn Up Middle CH190**

**DUT: GSM Mobile Phone; Type: Wicked; Serial: 358800020155249**

Communication System: Generic GPRS; Communication System Band: GPRS 850 (824.0 - 849.0 MHz);  
Frequency: 836.6 MHz; Communication System PAR: 3.01 dB

Ambient: Temperature: 21 °C Relative humidity: 58% Liquid : Temperature: 20 °C

Medium parameters used (interpolated):  $f = 836.6$  MHz;  $\sigma = 0.969$  mho/m;  $\epsilon_r = 55.572$ ;  $\rho = 1000$  kg/m<sup>3</sup>

Phantom section: Flat Section

Measurement Standard: DASYS (IEEE/IEC/ANSI C63.19-2007)

DASY5 Configuration:

- Probe: EX3DV4 - SN3755; ConvF(9.07, 9.07, 9.07); Calibrated: 1/20/2012
- Sensor-Surface: 2.5mm (Mechanical Surface Detection)
- Electronics: DAE4 Sn1245; Calibrated: 1/11/2012
- Phantom: Twin SAM Phantom; Type: QD 000 P40 CD; Serial: 1609
- Measurement SW: DASYS2, Version 52.6 (1); SEMCAD X Version 14.4.2 (2595)

**GPRS 850/GPRS850 Body Up Middle CH190/Area Scan (51x81x1):**

Measurement grid: dx=15mm, dy=15mm

Maximum value of SAR (measured) = 0.527 mW/g

**GPRS 850/GPRS850 Body Up Middle CH190/Zoom Scan (7x7x7)/Cube 0:**

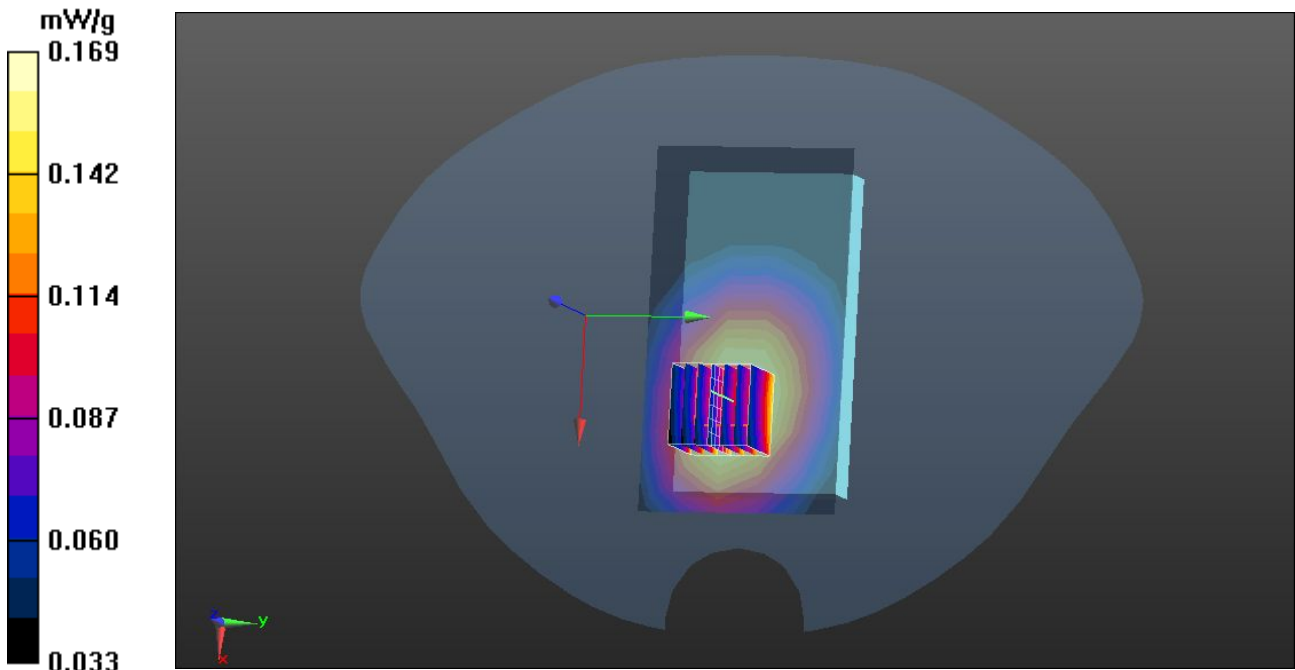
Measurement grid: dx=5mm, dy=5mm, dz=5mm

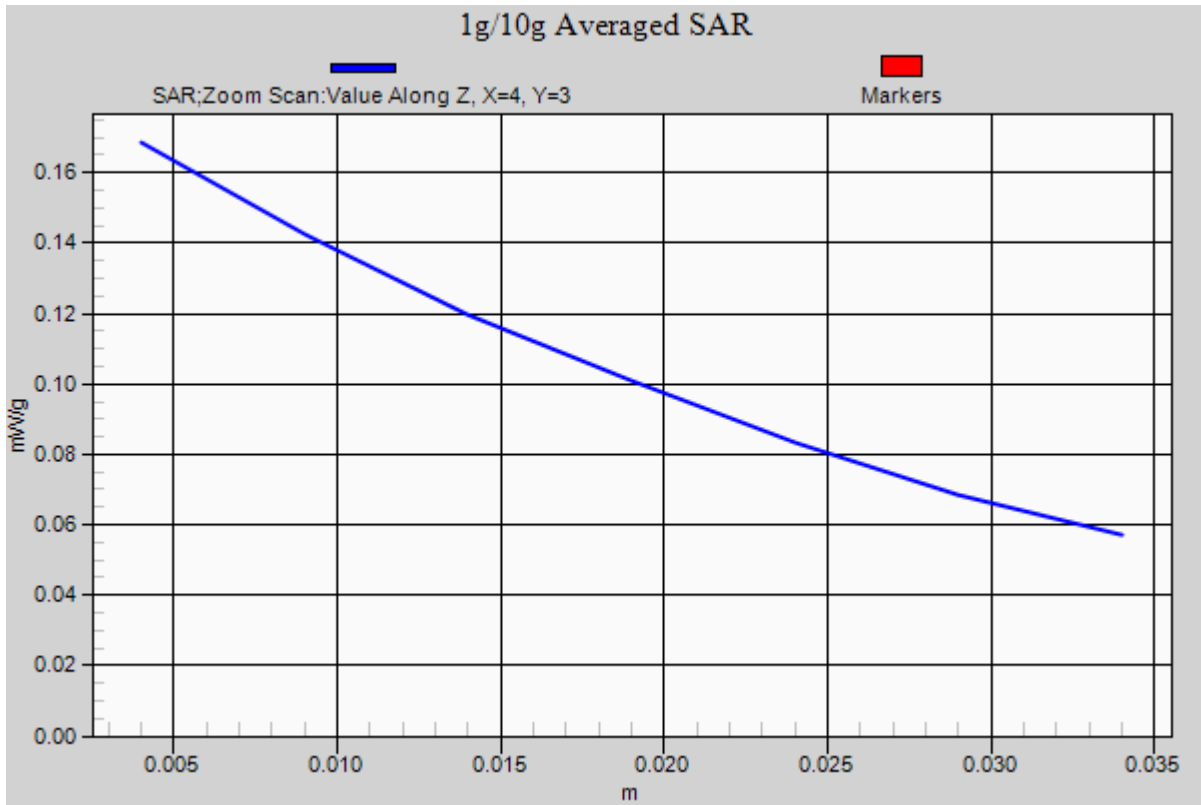
Reference Value = 6.183 V/m; Power Drift = 0.06 dB

Peak SAR (extrapolated) = 0.155 mW/g

**SAR(1 g) = 0.152 mW/g; SAR(10 g) = 0.130 mW/g**

Maximum value of SAR (measured) = 0.169 mW/g









Test Laboratory: Compliance Certification Services Inc.

July 16, 2012

**GPRS 850- Body Worn Down Middle CH190**

**DUT: GSM Mobile Phone; Type: Wicked; Serial: 358800020155249**

Communication System: Generic GPRS; Communication System Band: GPRS 850 (824.0 - 849.0 MHz);

Frequency: 836.6 MHz; Communication System PAR: 3.01 dB

Ambient: Temperature: 21 °C Relative humidity: 58% Liquid : Temperature: 20 °C

Medium parameters used (interpolated):  $f = 836.6$  MHz;  $\sigma = 0.969$  mho/m;  $\epsilon_r = 55.572$ ;  $\rho = 1000$  kg/m<sup>3</sup>

Phantom section: Flat Section

Measurement Standard: DASYS5 (IEEE/IEC/ANSI C63.19-2007)

DASY5 Configuration:

- Probe: EX3DV4 - SN3755; ConvF(9.07, 9.07, 9.07); Calibrated: 1/20/2012
- Sensor-Surface: 2.5mm (Mechanical Surface Detection)
- Electronics: DAE4 Sn1245; Calibrated: 1/11/2012
- Phantom: Twin SAM Phantom; Type: QD 000 P40 CD; Serial: 1609
- Measurement SW: DASYS52, Version 52.6 (1); SEMCAD X Version 14.4.2 (2595)

**GPRS 850/GPRS850 Body Down Middle CH190/Area Scan (51x81x1):**

Measurement grid: dx=15mm, dy=15mm

Maximum value of SAR (measured) = 0.808 mW/g

**GPRS 850/GPRS850 Body Down Middle CH190/Zoom Scan (7x7x7)/Cube 0:**

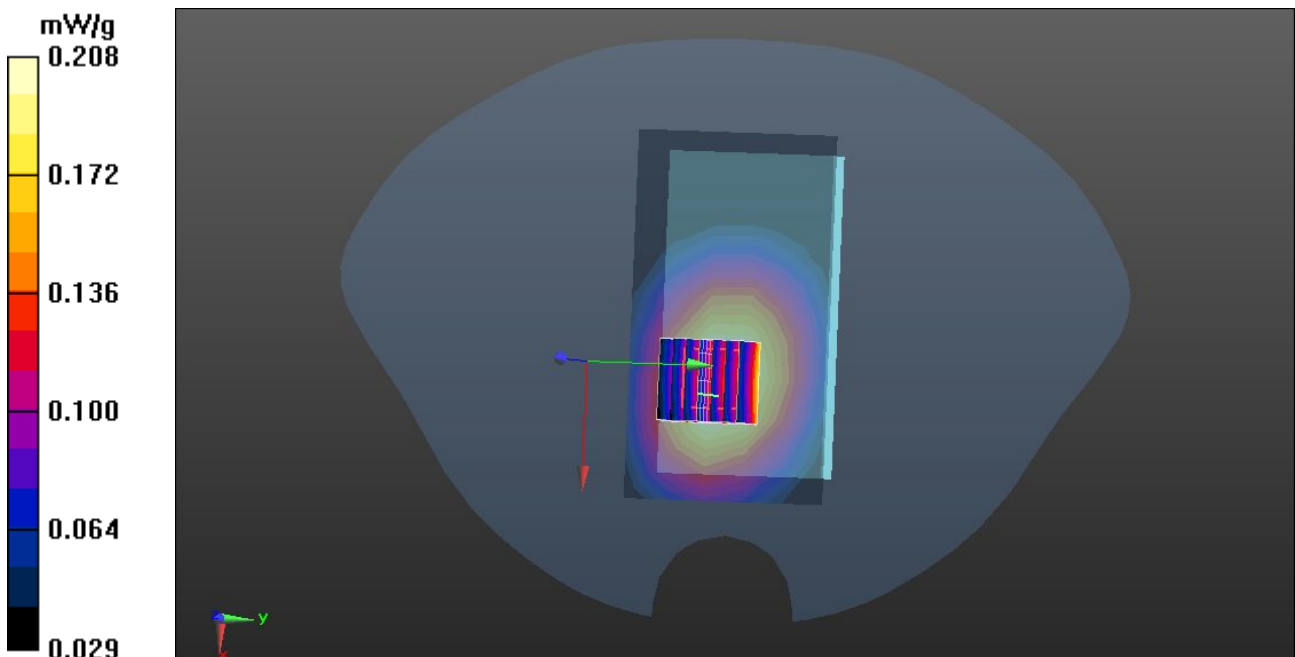
Measurement grid: dx=5mm, dy=5mm, dz=5mm

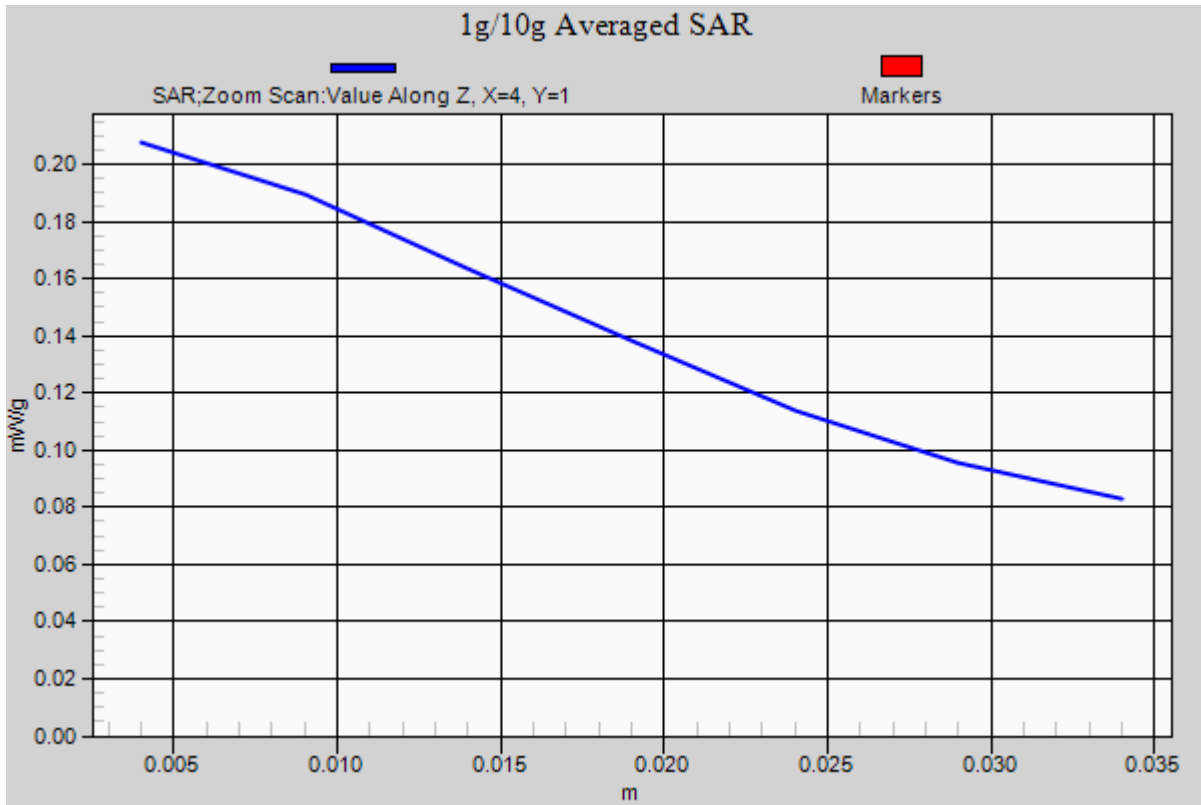
Reference Value = 6.754 V/m; Power Drift = 0.11 dB

Peak SAR (extrapolated) = 0.234 mW/g

**SAR(1 g) = 0.199 mW/g; SAR(10 g) = 0.158 mW/g**

Maximum value of SAR (measured) = 0.208 mW/g







Test Laboratory: Compliance Certification Services Inc.

July 16, 2012

**EDGE 850- Body Worn Up Middle CH190**

**DUT: GSM Mobile Phone; Type: Wicked; Serial: 358800020155249**

Communication System: Generic EDGE; Communication System Band: EDGE 850 (824.0 - 849.0 MHz);  
Frequency: 848.8 MHz; Communication System PAR: 3.01 dB

Ambient: Temperature: 21 °C Relative humidity: 58% Liquid : Temperature: 20 °C

Medium parameters used (interpolated):  $f = 848.8$  MHz;  $\sigma = 0.969$  mho/m;  $\epsilon_r = 55.572$ ;  $\rho = 1000$  kg/m<sup>3</sup>

Phantom section: Flat Section

Measurement Standard: DASYS5 (IEEE/IEC/ANSI C63.19-2007)

DASY5 Configuration:

- Probe: EX3DV4 - SN3755; ConvF(9.07, 9.07, 9.07); Calibrated: 1/20/2012
- Sensor-Surface: 2.5mm (Mechanical Surface Detection)
- Electronics: DAE4 Sn1245; Calibrated: 1/11/2012
- Phantom: Twin SAM Phantom; Type: QD 000 P40 CD; Serial: 1609
- DASY52 52.8.0(692); SEMCAD X 14.6.4(4989)

**EDGE 850/EDGE850 Body Up Middle CH190/Area Scan (51x81x1):**

Measurement grid: dx=15mm, dy=15mm

Maximum value of SAR (measured) = 0.327 mW/g

**EDGE 850/EDGE850 Body Up Middle CH190/Zoom Scan (7x7x7)/Cube 0:**

Measurement grid: dx=5mm, dy=5mm, dz=5mm

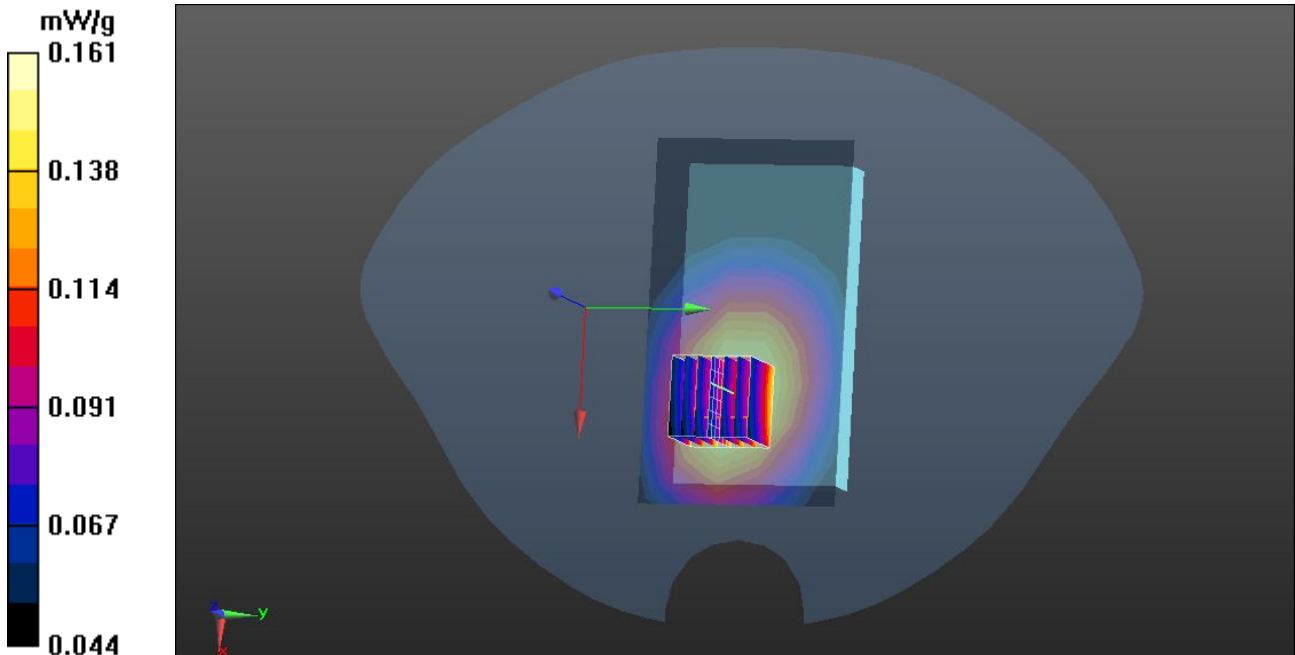
Measurement grid: dx=5mm, dy=5mm, dz=3mm

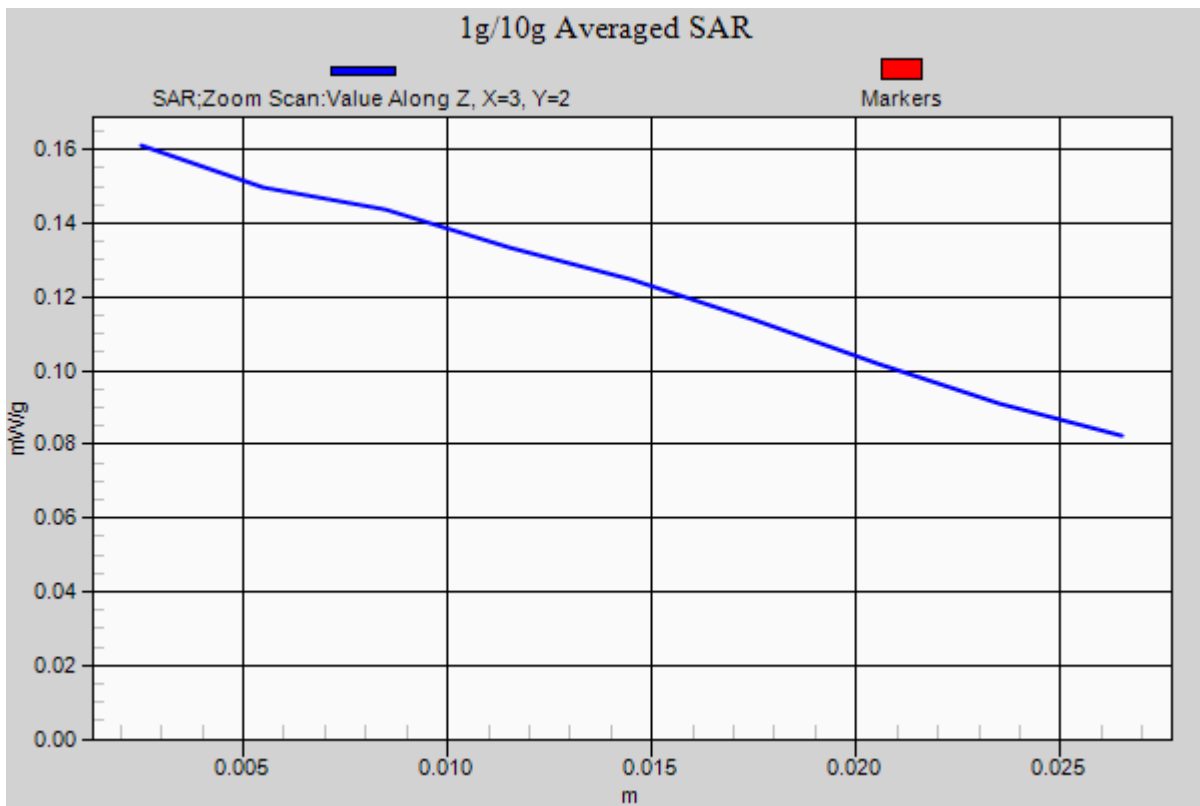
Reference Value = 6.512 V/m; Power Drift = 0.10 dB

Peak SAR (extrapolated) = 0.171 mW/g

**SAR(1 g) = 0.150 mW/g; SAR(10 g) = 0.127 mW/g**

Maximum value of SAR (measured) = 0.161 mW/g







Test Laboratory: Compliance Certification Services Inc.

July 16, 2012

**EDGE 850- Body Worn Down Middle CH190**

**DUT: GSM Mobile Phone; Type: Wicked; Serial: 358800020155249**

Communication System: Generic EDGE; Communication System Band: EDGE 850 (824.0 - 849.0 MHz);

Frequency: 848.8 MHz; Communication System PAR: 3.01 dB

Ambient: Temperature: 21 °C Relative humidity: 58% Liquid : Temperature: 20 °C

Medium parameters used (interpolated):  $f = 848.8$  MHz;  $\sigma = 0.969$  mho/m;  $\epsilon_r = 55.572$ ;  $\rho = 1000$  kg/m<sup>3</sup>

Phantom section: Flat Section

Measurement Standard: DASYS (IEEE/IEC/ANSI C63.19-2007)

DASY5 Configuration:

- Probe: EX3DV4 - SN3755; ConvF(9.07, 9.07, 9.07); Calibrated: 1/20/2012
- Sensor-Surface: 2.5mm (Mechanical Surface Detection)
- Electronics: DAE4 Sn1245; Calibrated: 1/11/2012
- Phantom: Twin SAM Phantom; Type: QD 000 P40 CD; Serial: 1609
- DASY52 52.8.0(692); SEMCAD X 14.6.4(4989)

**EDGE 850/EDGE850 Body Down Middle CH190/Area Scan (51x81x1):**

Measurement grid: dx=15mm, dy=15mm

Maximum value of SAR (measured) = 0.428 mW/g

**EDGE 850/EDGE850 Body Down Middle CH190/Zoom Scan (7x7x7)/Cube 0:**

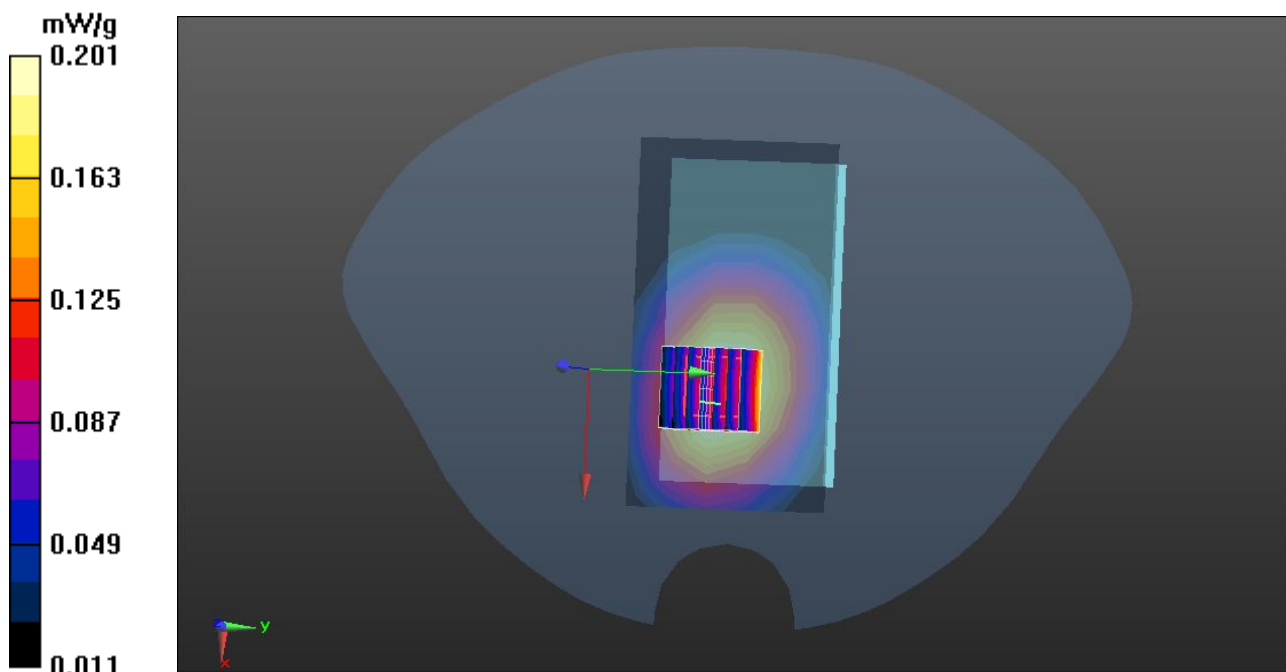
Measurement grid: dx=5mm, dy=5mm, dz=5mm

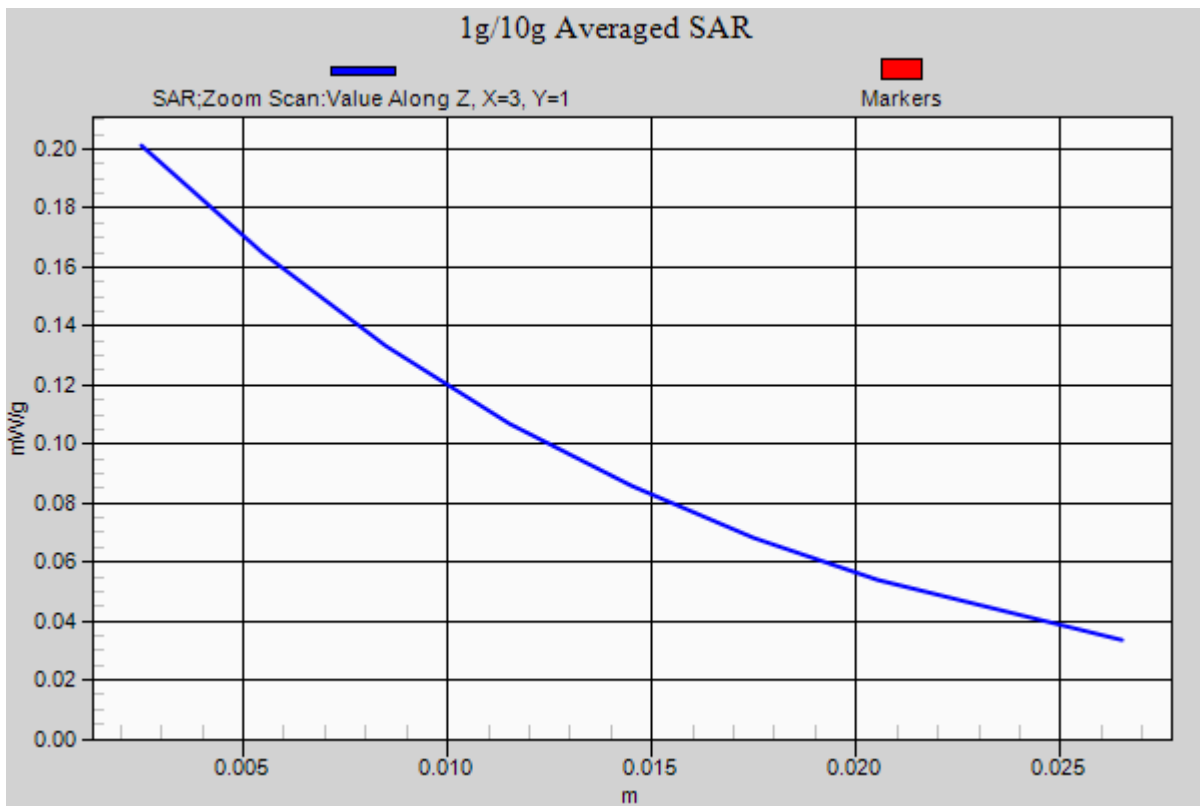
Reference Value = 6.872 V/m; Power Drift = 0.12 dB

Peak SAR (extrapolated) = 0.196 mW/g

**SAR(1 g) = 0.168 mW/g; SAR(10 g) = 0.110 mW/g**

Maximum value of SAR (measured) = 0.201 mW/g







Test Laboratory: Compliance Certification Services Inc.

July 17, 2012

**PCS1900- Body Worn Up Middle CH661**

**DUT: GSM Mobile Phone; Type: Wicked; Serial: 358800020155249**

Communication System: Generic GSM; Communication System Band: PCS 1900 (1850.0 - 1910.0 MHz);

Frequency: 1910MHz; Communication System PAR: 9.03 dB

Ambient: Temperature: 21 °C Relative humidity: 58% Liquid : Temperature: 20 °C

Medium parameters used:  $f = 1880\text{MHz}$ ;  $\sigma = 1.52\text{mho/m}$ ;  $\epsilon_r = 53.258$ ;  $\rho = 1000\text{ kg/m}^3$

Phantom section: Flat Section

Measurement Standard: DASYS (IEEE/IEC/ANSI C63.19-2007)

DASY5 Configuration:

- Probe: EX3DV4 - SN3755; ConvF(7.23, 7.23, 7.23); Calibrated: 1/20/2012
- Sensor-Surface: 2.5mm (Mechanical Surface Detection)
- Electronics: DAE4 Sn1245; Calibrated: 1/11/2012
- Phantom: Twin SAM Phantom; Type: QD 000 P40 CD; Serial: 1609
- Measurement SW: DASYS2, Version 52.6 (1); SEMCAD X Version 14.4.2 (2595)

**PCS1900/ PCS1900 Body Up Middle CH661/Area Scan (51x81x1):**

Measurement grid:  $dx=15\text{mm}$ ,  $dy=15\text{mm}$

Maximum value of SAR (measured) = 0.380 mW/g

**PCS1900/ PCS1900 Body Up Middle CH661/Zoom Scan (7x7x7)/Cube 0:**


Measurement grid:  $dx=5\text{mm}$ ,  $dy=5\text{mm}$ ,  $dz=5\text{mm}$

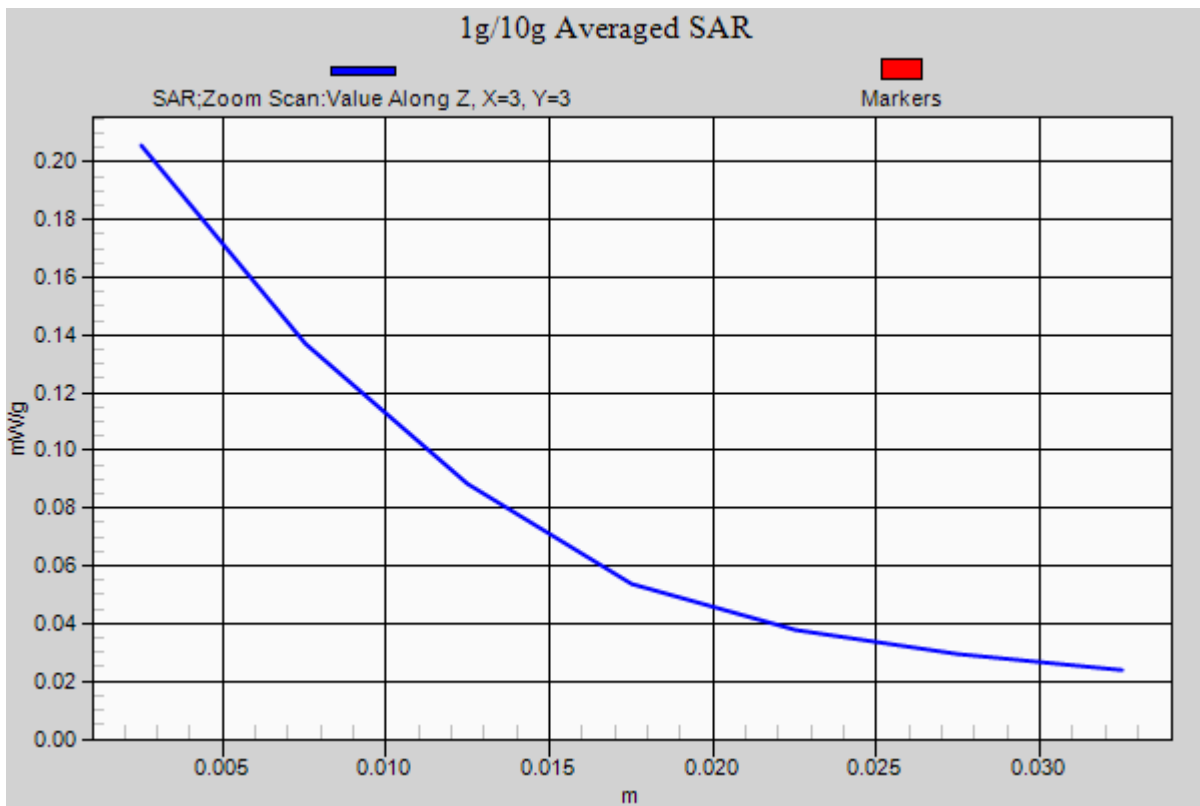
Reference Value = 9.696 V/m; Power Drift = -0.05 dB

Peak SAR (extrapolated) = 0.305 mW/g

**SAR(1 g) = 0.169 mW/g; SAR(10 g) = 0.101 mW/g**

Maximum value of SAR (measured) = 0.206 mW/g









Test Laboratory: Compliance Certification Services Inc.

July 17, 2012

**PCS1900- Body Worn Down Middle CH661**

**DUT: GSM Mobile Phone; Type: Wicked; Serial: 358800020155249**

Communication System: Generic GSM; Communication System Band: PCS 1900 (1850.0 - 1910.0 MHz);  
Frequency: 1910MHz; Communication System PAR: 9.03 dB

Ambient: Temperature: 21 °C Relative humidity: 58% Liquid : Temperature: 20 °C

Medium parameters used:  $f = 1880\text{MHz}$ ;  $\sigma = 1.52\text{mho/m}$ ;  $\epsilon_r = 53.258$ ;  $\rho = 1000\text{ kg/m}^3$

Phantom section: Flat Section

Measurement Standard: DASYS (IEEE/IEC/ANSI C63.19-2007)

DASY5 Configuration:

- Probe: EX3DV4 - SN3755; ConvF(7.23, 7.23, 7.23); Calibrated: 1/20/2012
- Sensor-Surface: 2.5mm (Mechanical Surface Detection)
- Electronics: DAE4 Sn1245; Calibrated: 1/11/2012
- Phantom: Twin SAM Phantom; Type: QD 000 P40 CD; Serial: 1609
- Measurement SW: DASYS2, Version 52.6 (1); SEMCAD X Version 14.4.2 (2595)

**PCS1900/ PCS1900 Body Down Middle CH661/Area Scan (51x81x1):**

Measurement grid:  $dx=15\text{mm}$ ,  $dy=15\text{mm}$

Maximum value of SAR (measured) = 0.423 mW/g

**PCS1900/ PCS1900 Body Down Middle CH661/Zoom Scan (7x7x7)/Cube 0:**

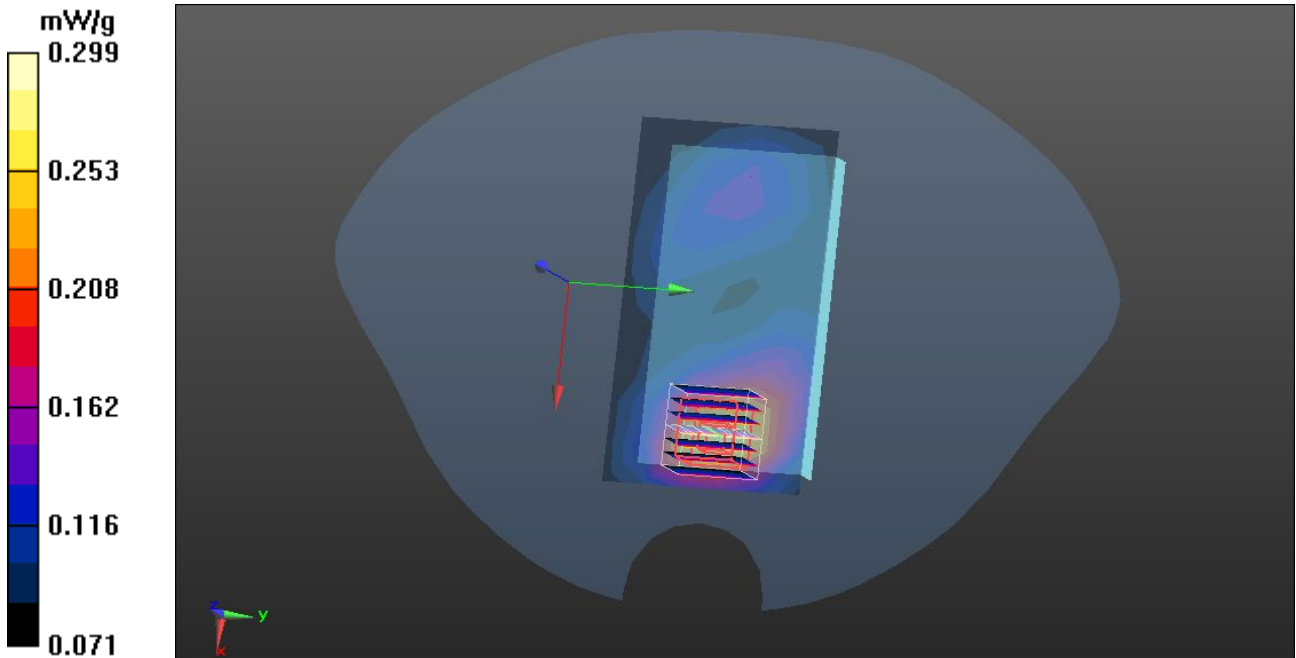
Measurement grid:  $dx=5\text{mm}$ ,  $dy=5\text{mm}$ ,  $dz=5\text{mm}$

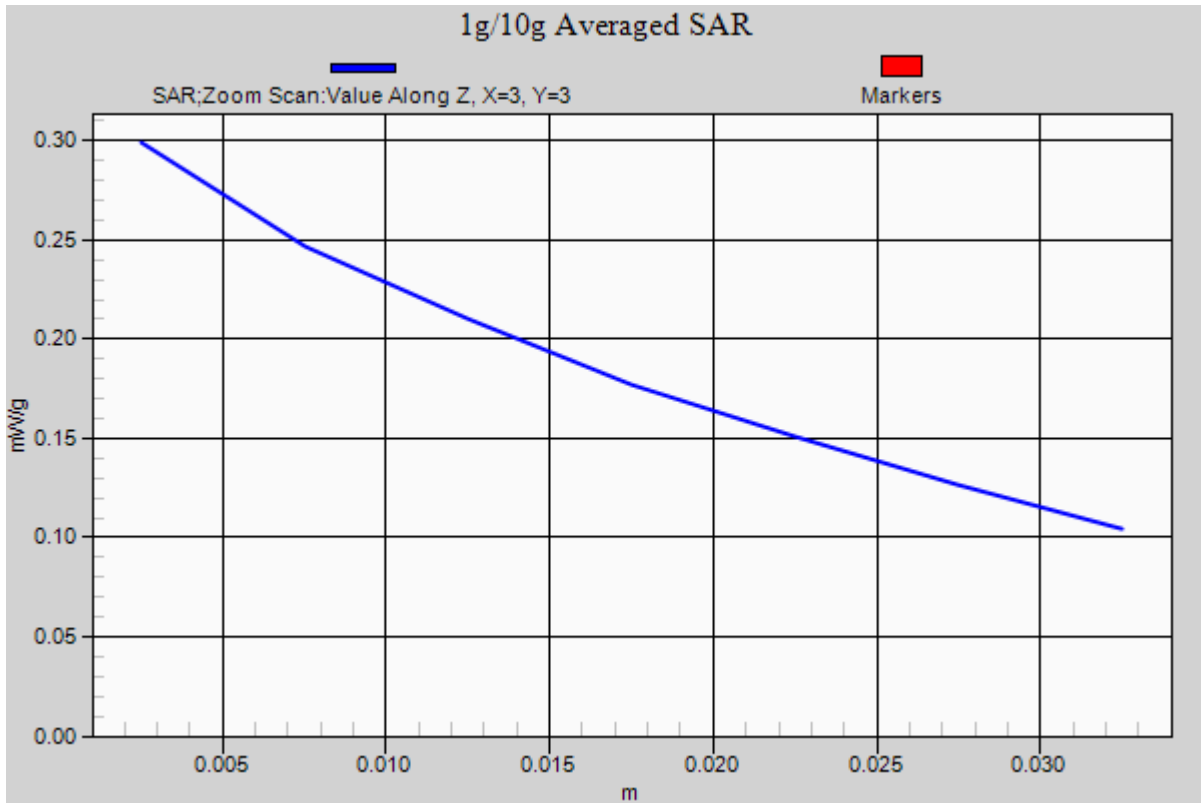
Reference Value = 8.534 V/m; Power Drift = -0.08 dB

Peak SAR (extrapolated) = 0.301 mW/g

**SAR(1 g) = 0.221 mW/g; SAR(10 g) = 0.176 mW/g**

Maximum value of SAR (measured) = 0.299 mW/g







Test Laboratory: Compliance Certification Services Inc.

July 17, 2012

**GPRS1900- Body Worn Up Middle CH661**

**DUT: GSM Mobile Phone; Type: Wicked; Serial: 358800020155249**

Communication System: Generic GSM; Communication System Band: GPRS 1900 (1850.0 - 1910.0 MHz); Frequency: 1910MHz; Communication System PAR: 9.03 dB

Ambient: Temperature: 21 °C Relative humidity: 58% Liquid : Temperature: 20 °C

Medium parameters used:  $f = 1880\text{MHz}$ ;  $\sigma = 1.52\text{mho/m}$ ;  $\epsilon_r = 53.258$ ;  $\rho = 1000\text{ kg/m}^3$

Phantom section: Flat Section

Measurement Standard: DASYS (IEEE/IEC/ANSI C63.19-2007)

DASY5 Configuration:

- Probe: EX3DV4 - SN3755; ConvF(7.23, 7.23, 7.23); Calibrated: 1/20/2012
- Sensor-Surface: 2.5mm (Mechanical Surface Detection)
- Electronics: DAE4 Sn1245; Calibrated: 1/11/2012
- Phantom: Twin SAM Phantom; Type: QD 000 P40 CD; Serial: 1609
- Measurement SW: DASYS2, Version 52.6 (1); SEMCAD X Version 14.4.2 (2595)

**GPRS1900/GPRS1900 Body Up Middle CH661/Area Scan (51x81x1):**

Measurement grid:  $dx=15\text{mm}$ ,  $dy=15\text{mm}$

Maximum value of SAR (measured) = 0.290 mW/g

**GPRS1900/GPRS1900 Body Up Middle CH661/Zoom Scan (7x7x7)/Cube 0:**

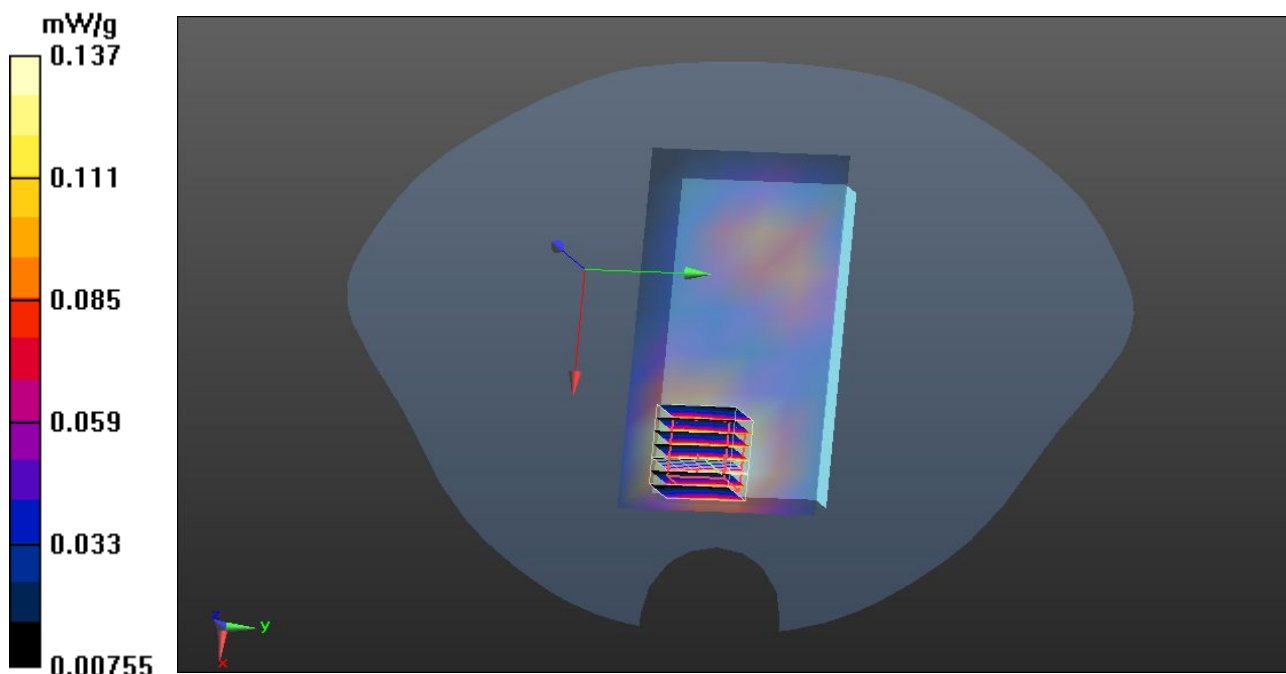
Measurement grid:  $dx=5\text{mm}$ ,  $dy=5\text{mm}$ ,  $dz=5\text{mm}$

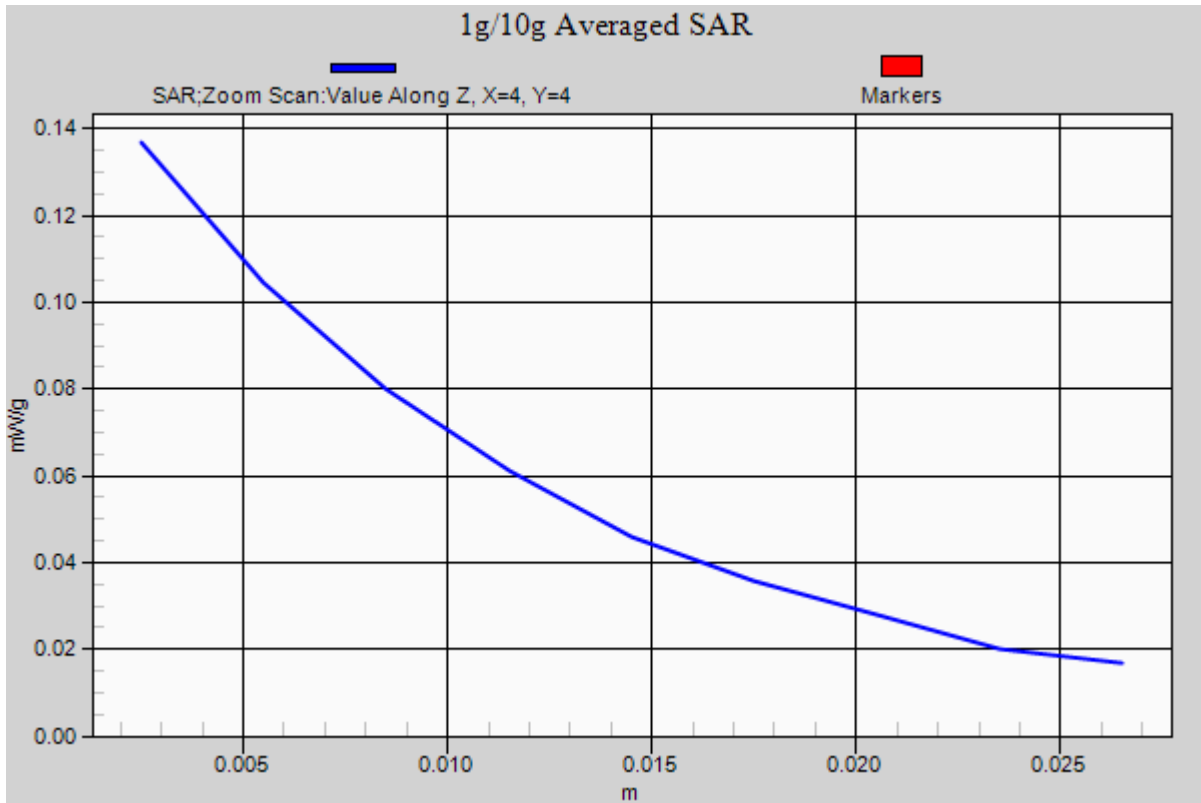
Reference Value = 5.099 V/m; Power Drift = 0.05 dB

Peak SAR (extrapolated) = 0.152 mW/g

**SAR(1 g) = 0.110 mW/g; SAR(10 g) = 0.070 mW/g**

Maximum value of SAR (measured) = 0.137 mW/g







Test Laboratory: Compliance Certification Services Inc.

July 17, 2012

**GPRS1900- Body Worn Down Middle CH661**

**DUT: GSM Mobile Phone; Type: Wicked; Serial: 358800020155249**

Communication System: Generic GSM; Communication System Band: GPRS 1900 (1850.0 - 1910.0 MHz); Frequency: 1910MHz; Communication System PAR: 9.03 dB

Ambient: Temperature: 21 °C Relative humidity: 58% Liquid : Temperature: 20 °C

Medium parameters used:  $f = 1880\text{MHz}$ ;  $\sigma = 1.52\text{mho/m}$ ;  $\epsilon_r = 53.258$ ;  $\rho = 1000\text{ kg/m}^3$

Phantom section: Flat Section

Measurement Standard: DASYS (IEEE/IEC/ANSI C63.19-2007)

DASY5 Configuration:

- Probe: EX3DV4 - SN3755; ConvF(7.23, 7.23, 7.23); Calibrated: 1/20/2012
- Sensor-Surface: 2.5mm (Mechanical Surface Detection)
- Electronics: DAE4 Sn1245; Calibrated: 1/11/2012
- Phantom: Twin SAM Phantom; Type: QD 000 P40 CD; Serial: 1609
- Measurement SW: DASYS2, Version 52.6 (1); SEMCAD X Version 14.4.2 (2595)

**GPRS1900/GPRS1900 Body Down Middle CH661/Area Scan (51x81x1):**

Measurement grid:  $dx=15\text{mm}$ ,  $dy=15\text{mm}$

Maximum value of SAR (measured) = 0.461 mW/g

**GPRS1900/GPRS1900 Body Down Middle CH661/Zoom Scan (7x7x7)/Cube 0:**

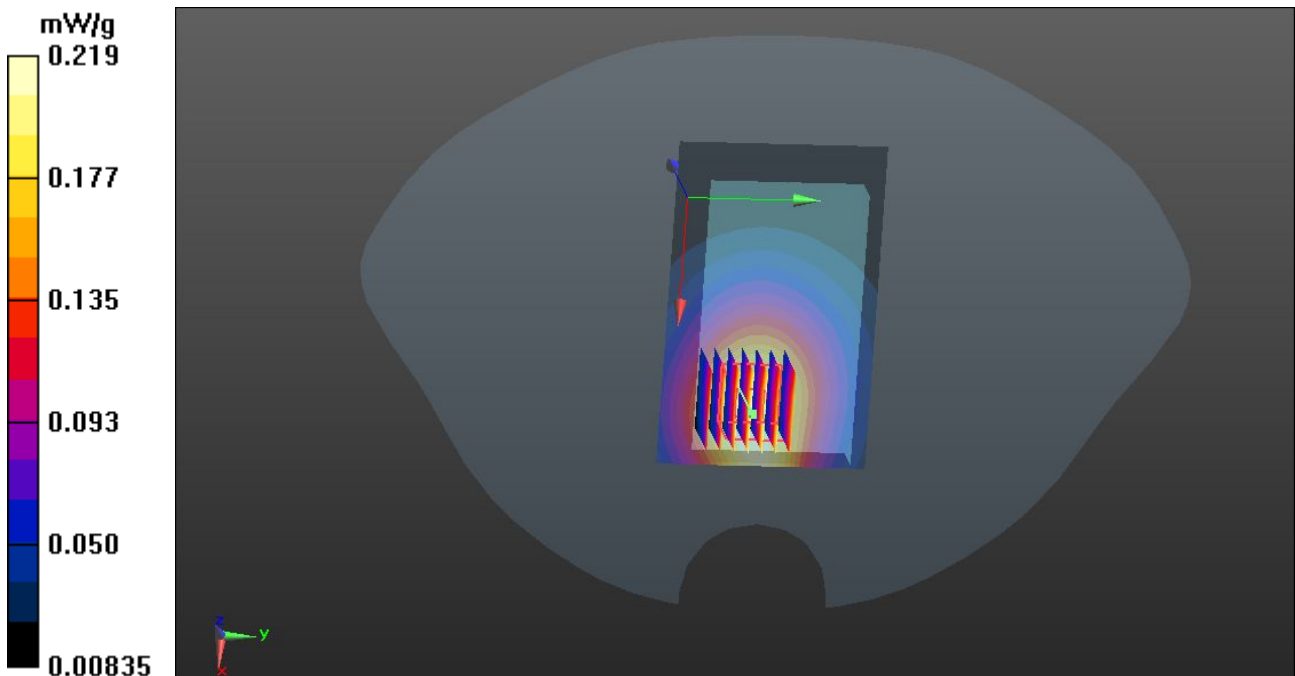
Measurement grid:  $dx=5\text{mm}$ ,  $dy=5\text{mm}$ ,  $dz=5\text{mm}$

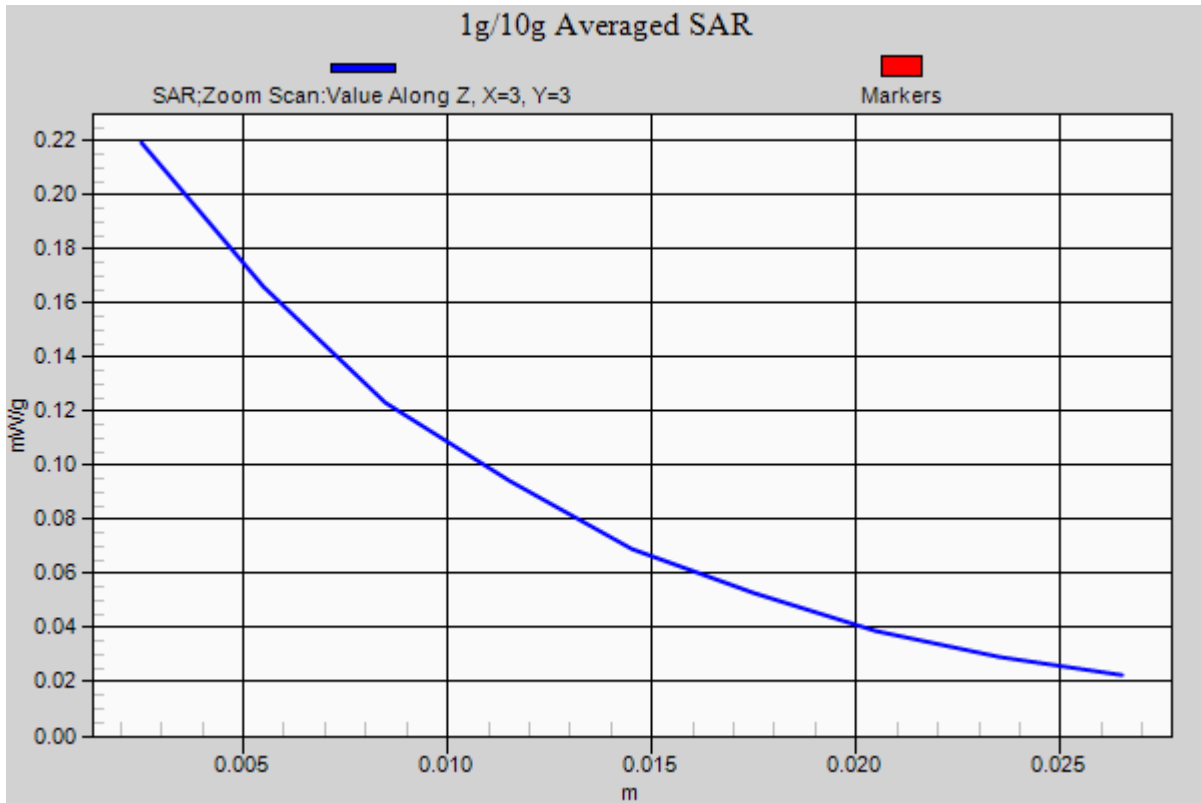
Reference Value = 8.361 V/m; Power Drift = 0.08 dB

Peak SAR (extrapolated) = 0.212 mW/g

**SAR(1 g) = 0.181 mW/g; SAR(10 g) = 0.112 mW/g**

Maximum value of SAR (measured) = 0.219 mW/g







Test Laboratory: Compliance Certification Services Inc.

July 17, 2012

**EDGE1900- Body Worn Up Middle CH661**

**DUT: GSM Mobile Phone; Type: Wicked; Serial: 358800020155249**

Communication System: Generic GSM; Communication System Band: EDGE 1900 (1850.0 - 1910.0 MHz); Frequency: 1880MHz; Communication System PAR: 3.01 dB

Ambient: Temperature: 21 °C Relative humidity: 58% Liquid : Temperature: 20 °C

Medium parameters used:  $f = 1880\text{MHz}$ ;  $\sigma = 1.52\text{ mho/m}$ ;  $\epsilon_r = 53.258$ ;  $\rho = 1000\text{ kg/m}^3$

Phantom section: Flat Section

Measurement Standard: DASYS (IEEE/IEC/ANSI C63.19-2007)

DASY5 Configuration:

- Probe: EX3DV4 - SN3755; ConvF(7.23, 7.23, 7.23); Calibrated: 1/20/2012
- Sensor-Surface: 2.5mm (Mechanical Surface Detection)
- Electronics: DAE4 Sn1245; Calibrated: 1/11/2012
- Phantom: Twin SAM Phantom; Type: QD 000 P40 CD; Serial: 1609
- DASY52 52.8.0(692); SEMCAD X 14.6.4(4989)

**EDGE1900/EDGE1900 Body Up Middle CH661/Area Scan (51x81x1):**

Measurement grid:  $dx=15\text{mm}$ ,  $dy=15\text{mm}$

Maximum value of SAR (measured) = 0.290 mW/g

**EDGE1900/EDGE1900 Body Up Middle CH661/Zoom Scan (7x7x7)/Cube 0:**

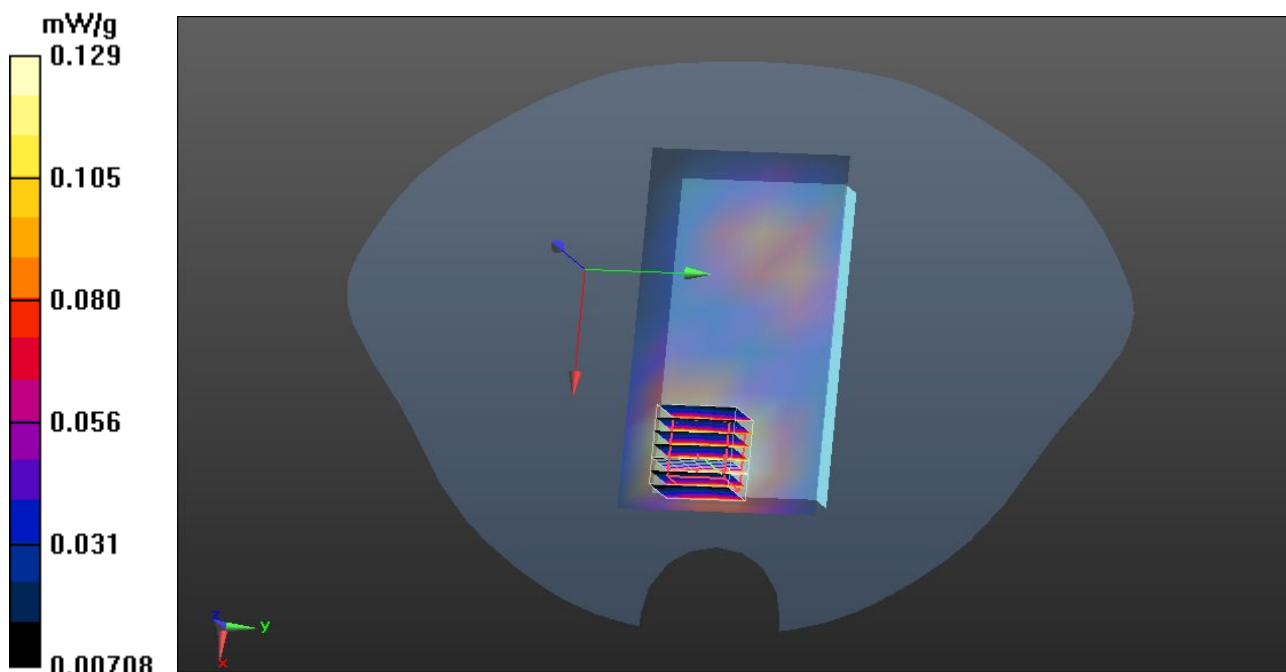
Measurement grid:  $dx=5\text{mm}$ ,  $dy=5\text{mm}$ ,  $dz=5\text{mm}$

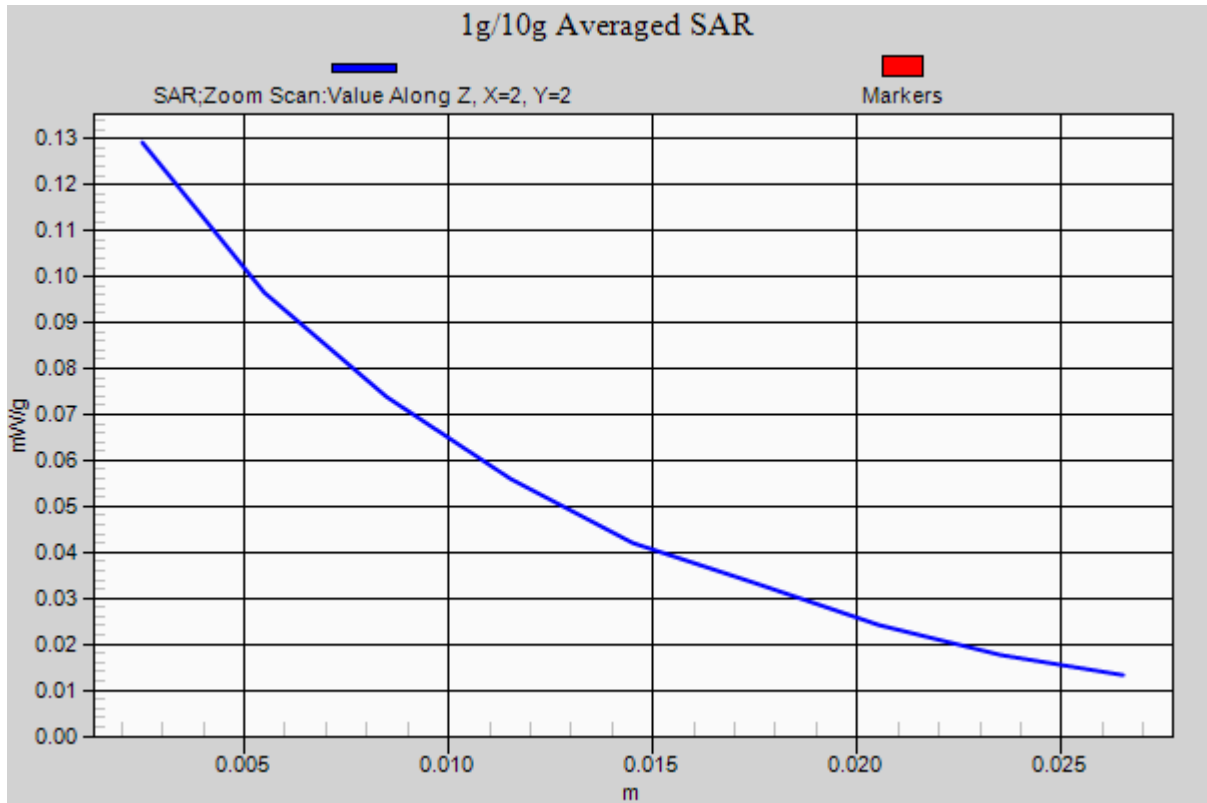
Reference Value = 4.624 V/m; Power Drift = 0.13 dB

Peak SAR (extrapolated) = 0.123 mW/g

**SAR(1 g) = 0.104 mW/g; SAR(10 g) = 0.066 mW/g**

Maximum value of SAR (measured) = 0.129 mW/g









Test Laboratory: Compliance Certification Services Inc.

July 17, 2012

**EDGE1900- Body Worn Down Middle CH661**

**DUT: GSM Mobile Phone; Type: Wicked; Serial: 358800020155249**

Communication System: Generic GSM; Communication System Band: EDGE 1900 (1850.0 - 1910.0 MHz); Frequency: 1880MHz; Communication System PAR: 3.01 dB

Ambient: Temperature: 21 °C Relative humidity: 58% Liquid : Temperature: 20 °C

Medium parameters used:  $f = 1880\text{MHz}$ ;  $\sigma = 1.52\text{ mho/m}$ ;  $\epsilon_r = 53.258$ ;  $\rho = 1000\text{ kg/m}^3$

Phantom section: Flat Section

Measurement Standard: DASYS (IEEE/IEC/ANSI C63.19-2007)

DASY5 Configuration:

- Probe: EX3DV4 - SN3755; ConvF(7.23, 7.23, 7.23); Calibrated: 1/20/2012
- Sensor-Surface: 2.5mm (Mechanical Surface Detection)
- Electronics: DAE4 Sn1245; Calibrated: 1/11/2012
- Phantom: Twin SAM Phantom; Type: QD 000 P40 CD; Serial: 1609
- DASY52 52.8.0(692); SEMCAD X 14.6.4(4989)

**EDGE1900/EDGE1900 Body Down Middle CH661/Area Scan (51x81x1):**

Measurement grid:  $dx=15\text{mm}$ ,  $dy=15\text{mm}$

Maximum value of SAR (measured) = 0.701 mW/g

**EDGE1900/EDGE1900 Body Down Middle CH661/Zoom Scan (7x7x7)/Cube 0:**

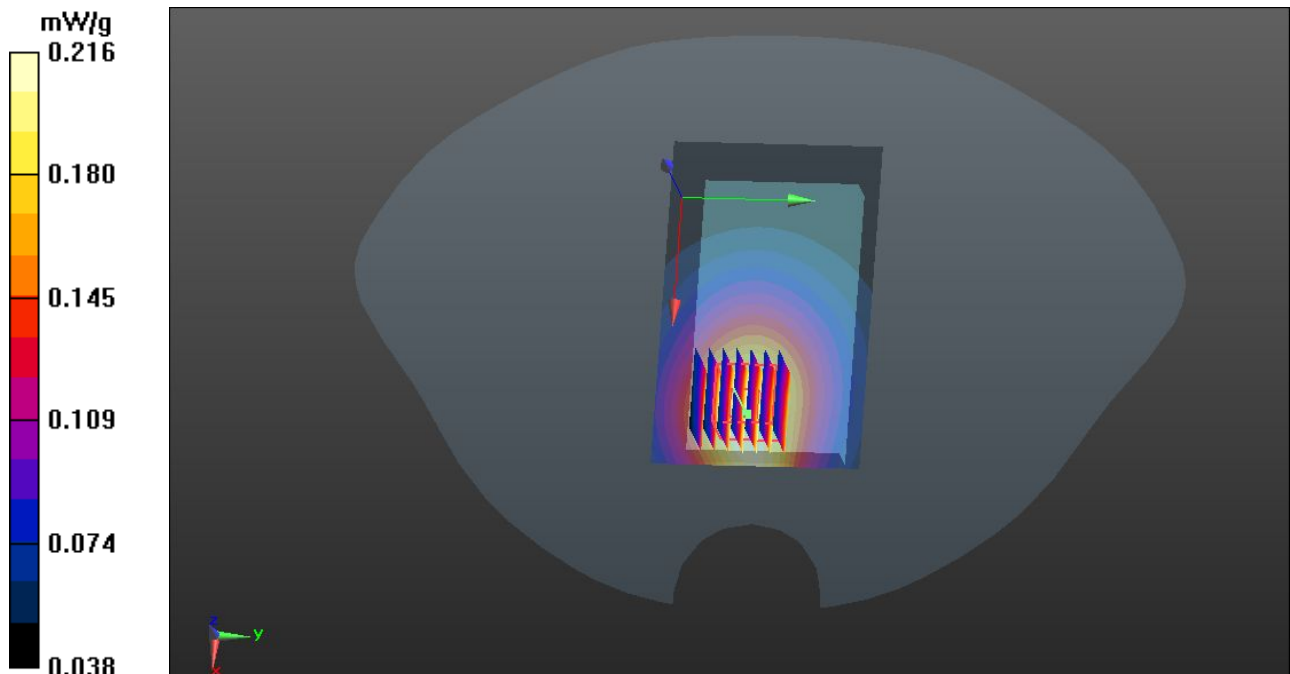
Measurement grid:  $dx=5\text{mm}$ ,  $dy=5\text{mm}$ ,  $dz=5\text{mm}$

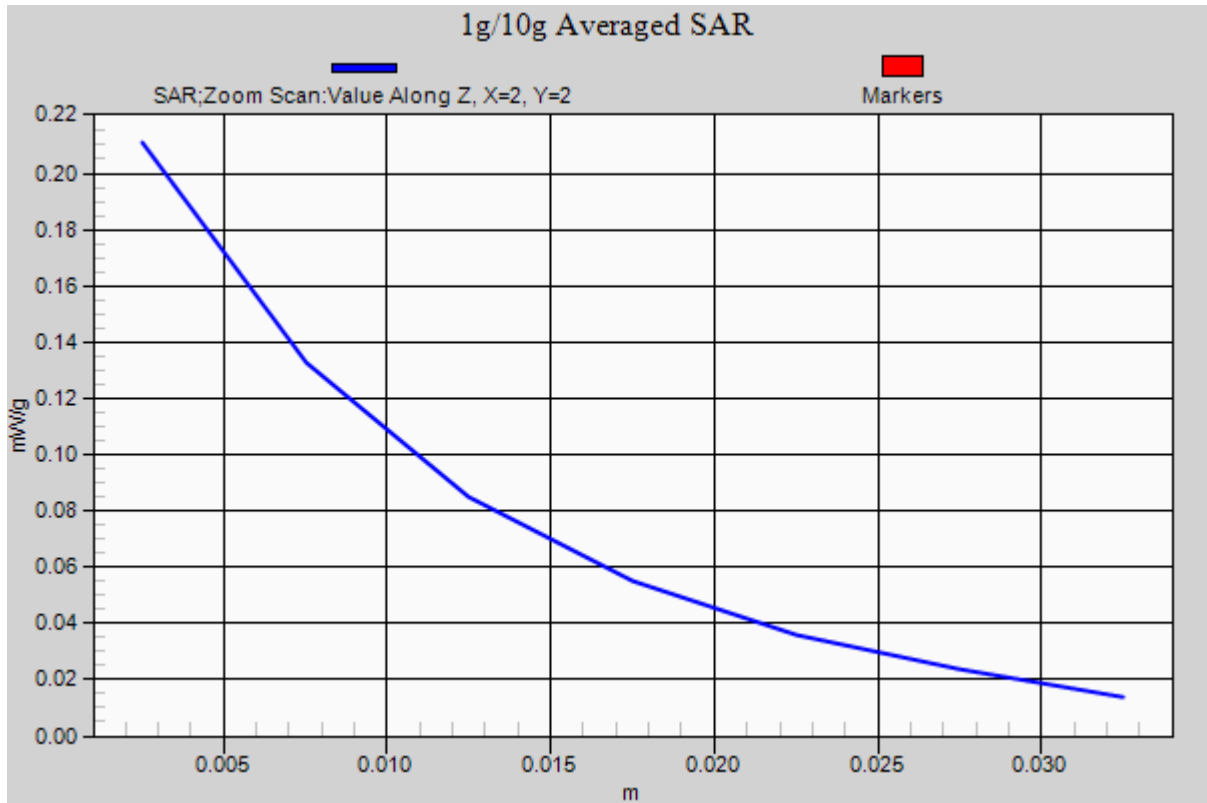
Reference Value = 6.771 V/m; Power Drift = -0.12 dB

Peak SAR (extrapolated) = 0.188 W/kg

**SAR(1 g) = 0.166 mW/g; SAR(10 g) = 0.137 mW/g**

Maximum value of SAR (measured) = 0.216 mW/g







Test Laboratory: Compliance Certification Services Inc.

July 17, 2012

**WCDMA Band II-Right Head Cheek Middle CH9400**

**DUT: GSM Mobile Phone; Type: Wicked; Serial: 358800020155249**

Communication System: FDD WCDMA; Communication System Band: Band II; Frequency: 1880 MHz; Communication System PAR: 0 dB

Ambient: Temperature: 21 °C Relative humidity: 58% Liquid : Temperature: 20 °C

Medium parameters used:  $f = 1880$  MHz;  $\sigma = 1.403$  mho/m;  $\epsilon_r = 40$ ;  $\rho = 1000$  kg/m<sup>3</sup>

Phantom section: Right Section

Measurement Standard: DASY5 (IEEE/IEC/ANSI C63.19-2007)

DASY Configuration:

- Probe: EX3DV4 - SN3755; ConvF(7.84, 7.84, 7.84); Calibrated: 1/20/2012
- Sensor-Surface: 2.5mm (Mechanical Surface Detection)
- Electronics: DAE4 Sn1245; Calibrated: 1/11/2012
- Phantom: Twin SAM Phantom; Type: QD 000 P40 CD; Serial: 1609
- DASY52 52.8.0(692); SEMCAD X 14.6.4(4989)

**WCDMA/Right Head Cheek Middle CH9400/Area Scan (51x81x1):**

Measurement grid: dx=15mm, dy=15mm

Maximum value of SAR (measured) = 0.779 mW/g

**WCDMA/Right Head Cheek Middle CH9400/Zoom Scan (7x7x7)/Cube 0:**

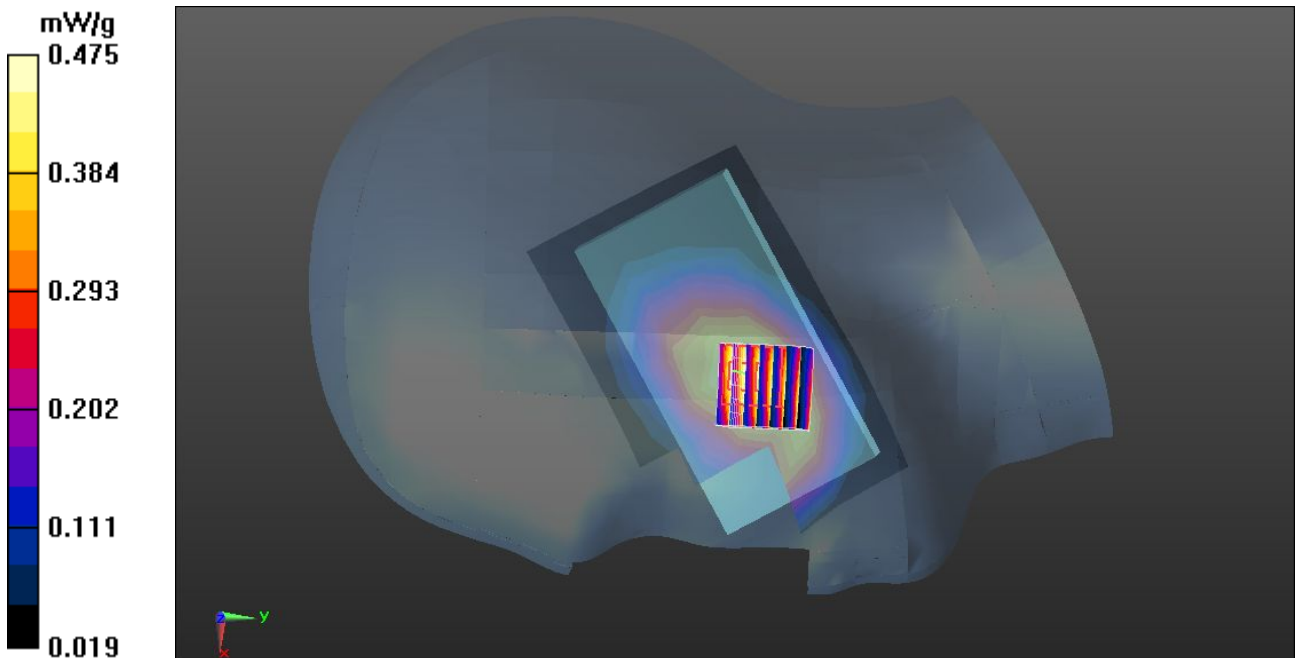
Measurement grid: dx=5mm, dy=5mm, dz=5mm

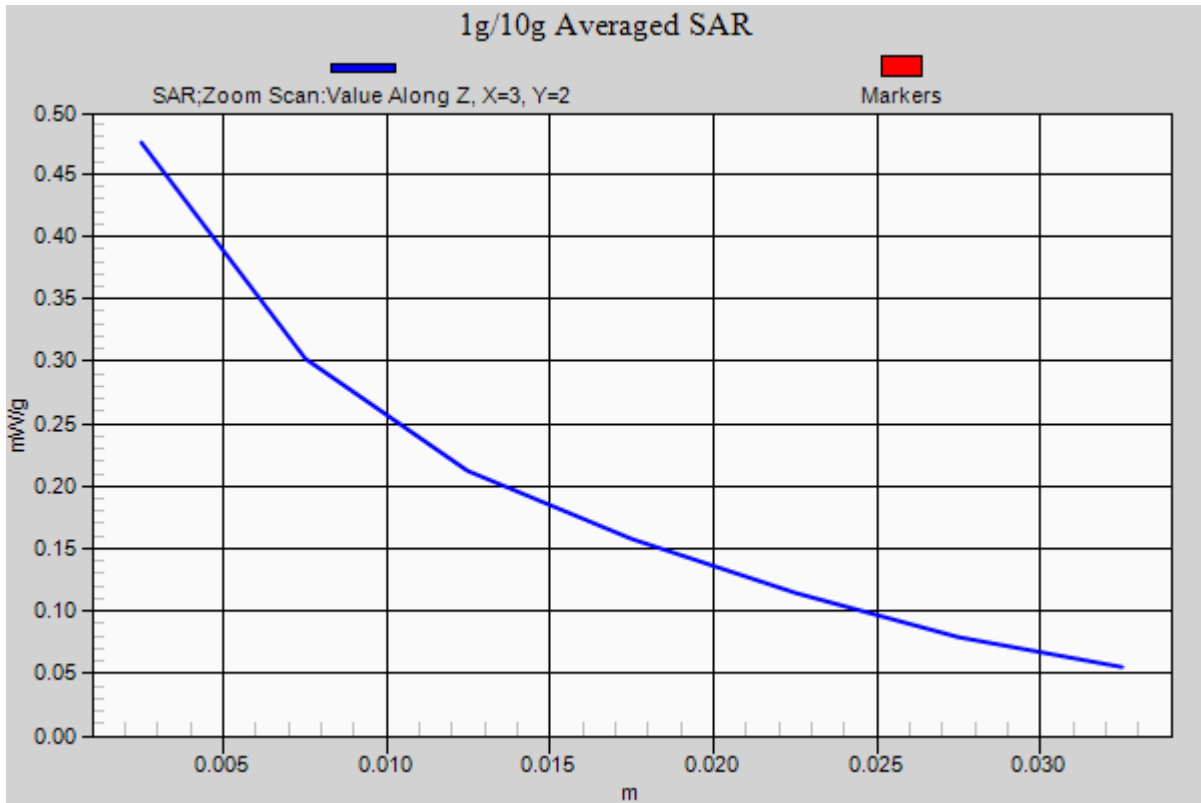
Reference Value = 7.864 V/m; Power Drift = -0.03 dB

Peak SAR (extrapolated) = 0.655 mW/g

**SAR(1 g) = 0.382 mW/g; SAR(10 g) = 0.235 mW/g**

Maximum value of SAR (measured) = 0.475 mW/g







Test Laboratory: Compliance Certification Services Inc.

July 17, 2012

**WCDMA Band II-Right Head Tilted Middle CH9400**

**DUT: GSM Mobile Phone; Type: Wicked; Serial: 358800020155249**

Communication System: FDD WCDMA; Communication System Band: Band II; Frequency: 1880 MHz; Communication System PAR: 0 dB

Ambient: Temperature: 21 °C Relative humidity: 58% Liquid : Temperature: 20 °C

Medium parameters used (interpolated):  $f = 1880$  MHz;  $\sigma = 1.403$  mho/m;  $\epsilon_r = 38.955$ ;  $\rho = 1000$  kg/m<sup>3</sup>

Phantom section: Right Section

Measurement Standard: DASY5 (IEEE/IEC/ANSI C63.19-2007)

DASY Configuration:

- Probe: EX3DV4 - SN3755; ConvF(7.84, 7.84, 7.84); Calibrated: 1/20/2012
- Sensor-Surface: 2.5mm (Mechanical Surface Detection)
- Electronics: DAE4 Sn1245; Calibrated: 1/11/2012
- Phantom: Twin SAM Phantom; Type: QD 000 P40 CD; Serial: 1609
- DASY52 52.8.0(692); SEMCAD X 14.6.4(4989)

**WCDMA/Right Head Tilted Middle CH9400/Area Scan (51x81x1):**

Measurement grid: dx=15mm, dy=15mm

Maximum value of SAR (measured) = 0.562 mW/g

**WCDMA/Right Head Tilted Middle CH9400/Zoom Scan (7x7x7)/Cube 0:**


Measurement grid: dx=5mm, dy=5mm, dz=5mm

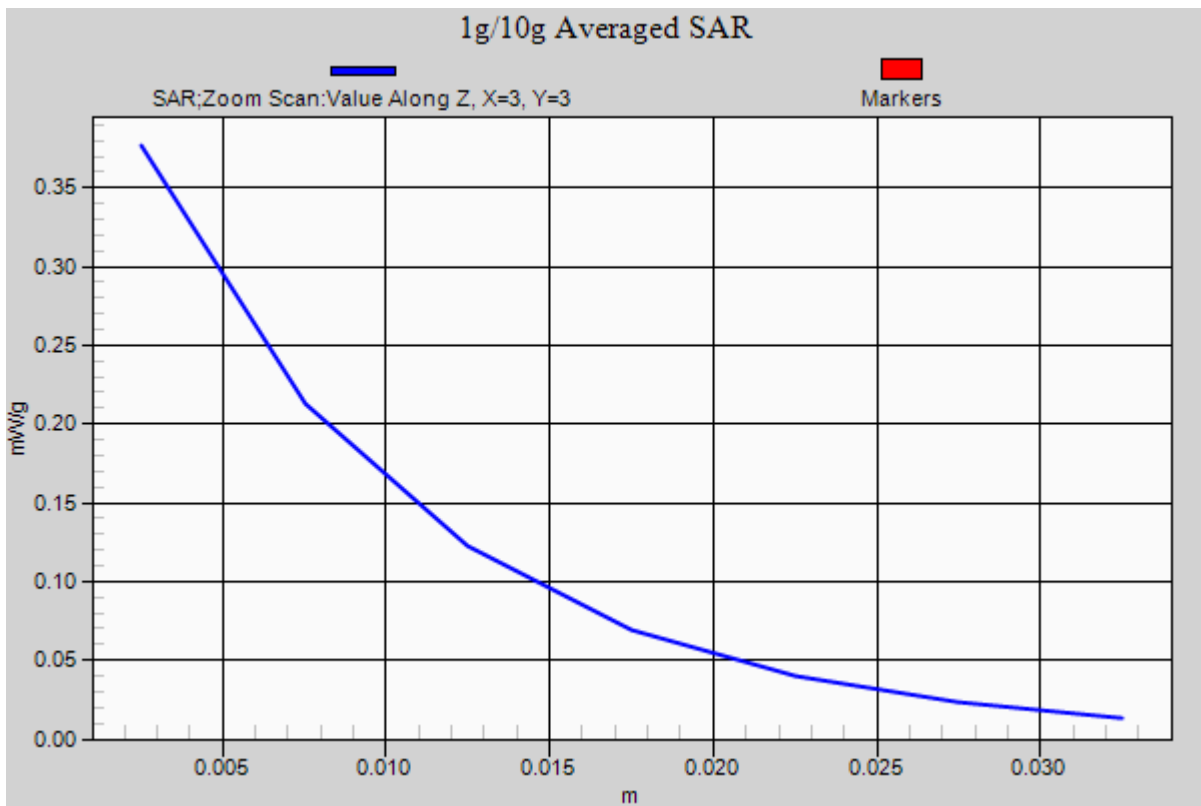
Reference Value = 8.398 V/m; Power Drift = 0.09 dB

Peak SAR (extrapolated) = 0.516 mW/g

**SAR(1 g) = 0.291 mW/g; SAR(10 g) = 0.173 mW/g**

Maximum value of SAR (measured) = 0.377 mW/g







Test Laboratory: Compliance Certification Services Inc.

July 17, 2012

**WCDMA Band II-Left Head Cheek Middle CH9400**

**DUT: GSM Mobile Phone; Type: Wicked; Serial: 358800020155249**

Communication System: FDD WCDMA; Communication System Band: Band II; Frequency: 1880

MHz; Communication System PAR: 0 dB

Ambient: Temperature: 21 °C Relative humidity: 58% Liquid : Temperature: 20 °C

Medium parameters used:  $f = 1880$  MHz;  $\sigma = 1.403$  mho/m;  $\epsilon_r = 40$ ;  $\rho = 1000$  kg/m<sup>3</sup>

Phantom section: Left Section

Measurement Standard: DASY5 (IEEE/IEC/ANSI C63.19-2007)

DASY Configuration:

- Probe: EX3DV4 - SN3755; ConvF(7.84, 7.84, 7.84); Calibrated: 1/20/2012
- Sensor-Surface: 2.5mm (Mechanical Surface Detection)
- Electronics: DAE4 Sn1245; Calibrated: 1/11/2012
- Phantom: Twin SAM Phantom; Type: QD 000 P40 CD; Serial: 1609
- DASY52 52.8.0(692); SEMCAD X 14.6.4(4989)

**WCDMA/Left Head Cheek Middle CH9400/Area Scan (51x81x1):**

Measurement grid: dx=15mm, dy=15mm

Maximum value of SAR (measured) = 0.840 mW/g

**WCDMA/Left Head Cheek Middle CH9400/Zoom Scan (7x7x7)/Cube 0:**


Measurement grid: dx=5mm, dy=5mm, dz=5mm

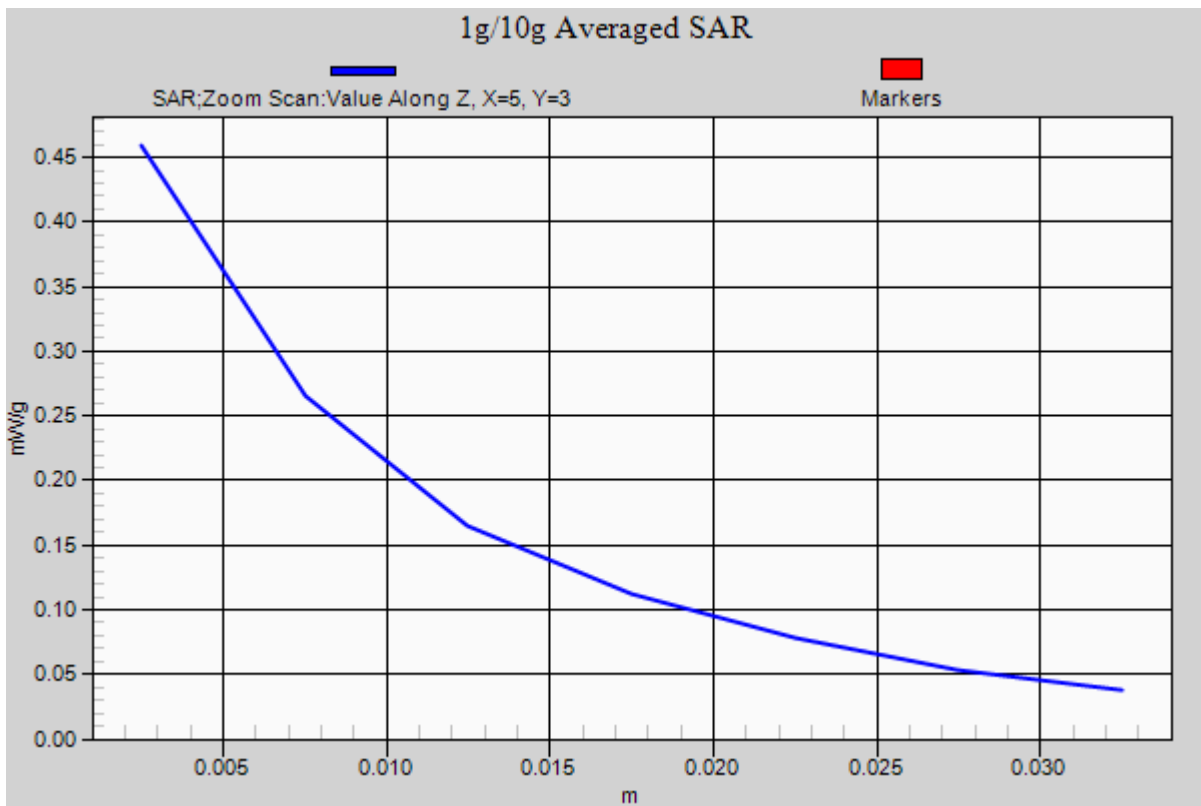
Reference Value = 8.905 V/m; Power Drift = -0.12 dB

Peak SAR (extrapolated) = 0.493 mW/g

**SAR(1 g) = 0.363 mW/g; SAR(10 g) = 0.223 mW/g**

Maximum value of SAR (measured) = 0.459 mW/g









Test Laboratory: Compliance Certification Services Inc.

July 17, 2012

**WCDMA Band II-Left Head Tilted Middle CH9400**

**DUT: GSM Mobile Phone; Type: Wicked; Serial: 358800020155249**

Communication System: FDD WCDMA; Communication System Band: Band II; Frequency: 1880 MHz; Communication System PAR: 0 dB

Ambient: Temperature: 21 °C Relative humidity: 58% Liquid : Temperature: 20 °C

Medium parameters used (interpolated): f = 1880 MHz; 1.403 mho/m;  $\epsilon_r = 40$ ;  $\rho = 1000 \text{ kg/m}^3$

Phantom section: Left Section

Measurement Standard: DASYS (IEEE/IEC/ANSI C63.19-2007)

DASY Configuration:

- Probe: EX3DV4 - SN3755; ConvF(7.84, 7.84, 7.84); Calibrated: 1/20/2012
- Sensor-Surface: 2.5mm (Mechanical Surface Detection)
- Electronics: DAE4 Sn1245; Calibrated: 1/11/2012
- Phantom: Twin SAM Phantom; Type: QD 000 P40 CD; Serial: 1609
- DASYS 52.8.0(692); SEMCAD X 14.6.4(4989)

**WCDMA/Left Head Tilted Middle CH9400/Area Scan (51x81x1):**

Measurement grid: dx=15mm, dy=15mm

Maximum value of SAR (measured) = 0.429 mW/g

**WCDMA/Left Head Tilted Middle CH9400/Zoom Scan (7x7x7)/Cube 0:**


Measurement grid: dx=5mm, dy=5mm, dz=5mm

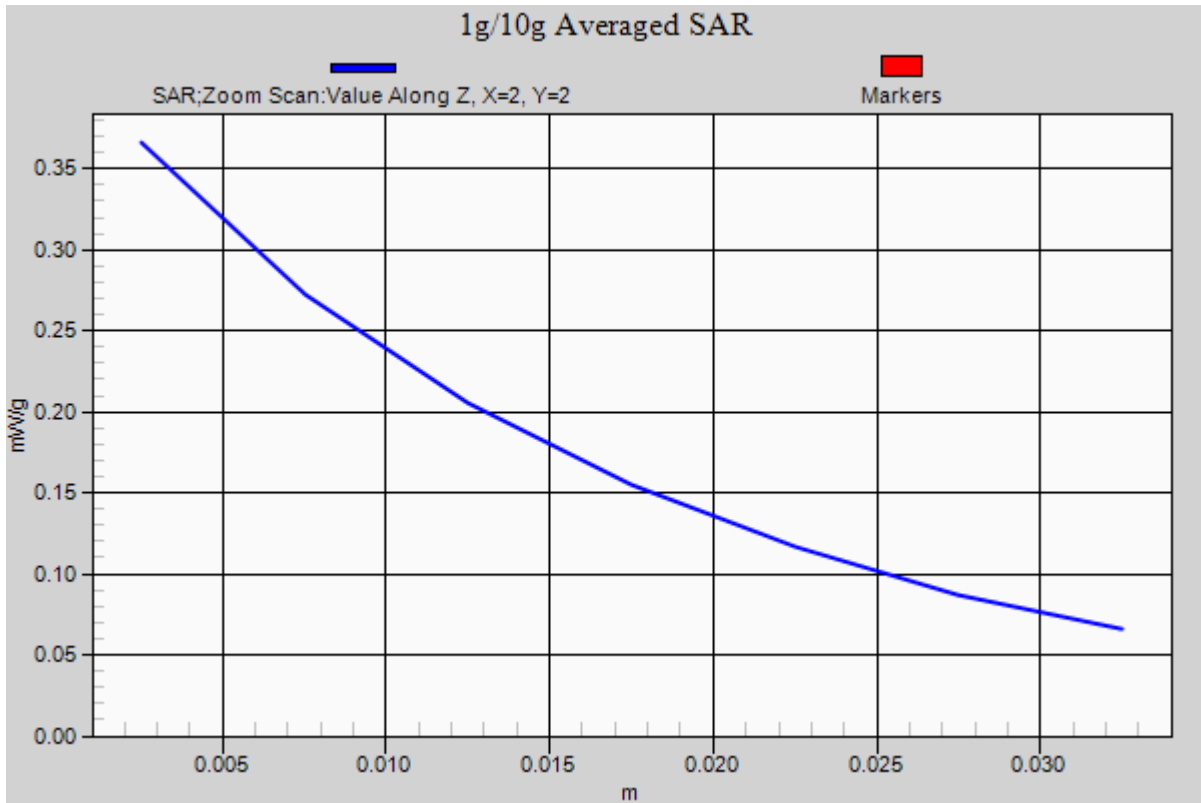
Reference Value = 10.984 V/m; Power Drift = -0.03 dB

Peak SAR (extrapolated) = 0.429 mW/g

**SAR(1 g) = 0.280 mW/g; SAR(10 g) = 0.169 mW/g**

Maximum value of SAR (measured) = 0.366 mW/g







Test Laboratory: Compliance Certification Services Inc.

July 16, 2012

**WCDMA Band V-Right Head Cheek High CH4233**

**DUT: GSM Mobile Phone; Type: Wicked; Serial: 358800020155249**

Communication System: FDD WCDMA; Communication System Band: Band V; Frequency: 846.6

MHz; Communication System PAR: 0 dB;

Ambient: Temperature: 21 °C Relative humidity: 58% Liquid : Temperature: 20 °C

Medium parameters used:  $f = 846.6$  MHz;  $\sigma = 0.897$  mho/m;  $\epsilon_r = 41.78$ ;  $\rho = 1000$  kg/m<sup>3</sup>

Phantom section: Right Section

Measurement Standard: DASY5 (IEEE/IEC/ANSI C63.19-2007)

DASY Configuration:

- Probe: EX3DV4 - SN3755; ConvF(8.99, 8.99, 8.99); Calibrated: 1/20/2012 :
- Sensor-Surface: 2.5mm (Mechanical Surface Detection)
- Electronics: DAE4 Sn1245; Calibrated: 1/11/2012
- Phantom: Twin SAM Phantom; Type: QD 000 P40 CD; Serial: 1609
- DASY52 52.8.0(692); SEMCAD X 14.6.4(4989)

**Band V/Right Cheek High CH4233/Area Scan (51x81x1):**

Measurement grid: dx=15mm, dy=15mm

Maximum value of SAR (measured) = 0.801 mW/g

**Band V/Right Cheek High CH4233/Zoom Scan (7x7x7)/Cube 0:**


Measurement grid: dx=5mm, dy=5mm, dz=5mm

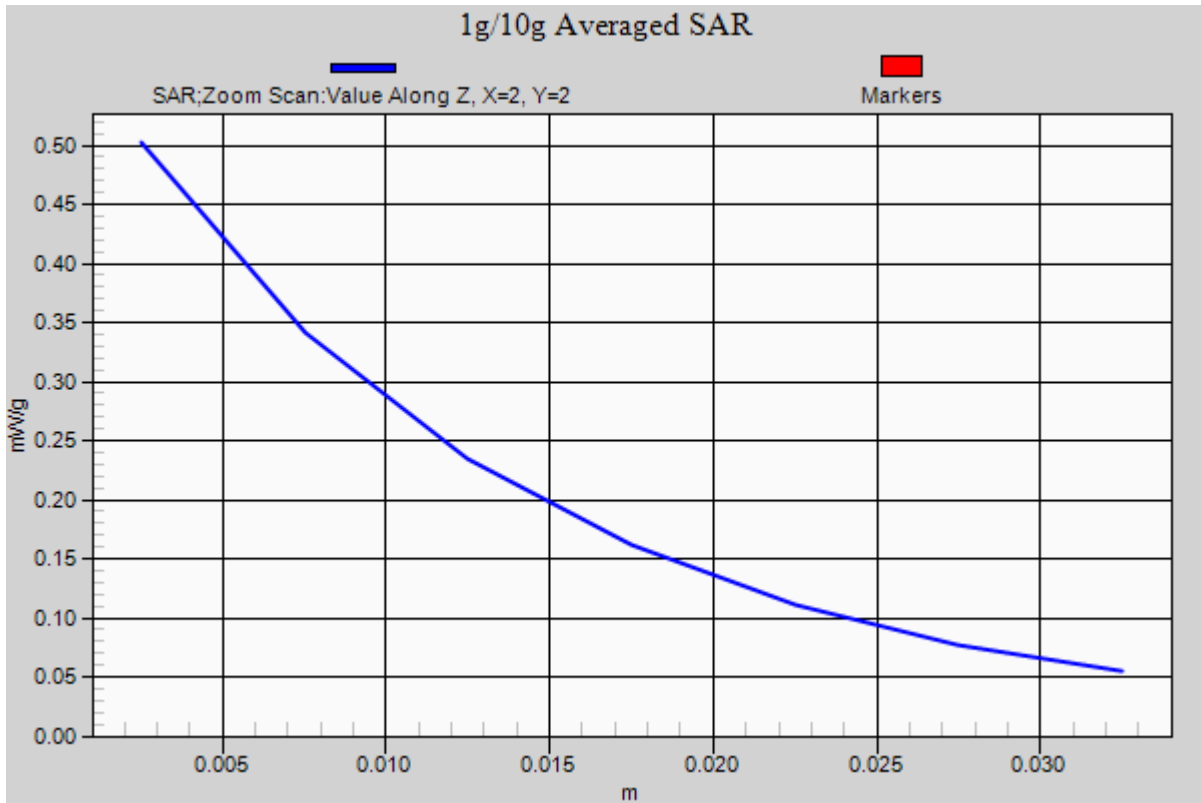
Reference Value = 13.288 V/m; Power Drift = -0.10 dB

Peak SAR (extrapolated) = 0.673 mW/g

**SAR(1 g) = 0.419 mW/g; SAR(10 g) = 0.281 mW/g**

Maximum value of SAR (measured) = 0.502 mW/g







Test Laboratory: Compliance Certification Services Inc.

July 16, 2012

**WCDMA Band V-Right Head Tilted High CH4233**

**DUT: GSM Mobile Phone; Type: Wicked; Serial: 358800020155249**

Communication System: FDD WCDMA; Communication System Band: Band V; Frequency: 846.6 MHz; Communication System PAR: 0 dB

Ambient: Temperature: 21 °C Relative humidity: 58% Liquid : Temperature: 20 °C

Medium parameters used:  $f = 846.6$  MHz;  $\sigma = 0.897$  mho/m;  $\epsilon_r = 41.78$ ;  $\rho = 1000$  kg/m<sup>3</sup>

Phantom section: Right Section

Measurement Standard: DASYS (IEEE/IEC/ANSI C63.19-2007)

DASY Configuration:

- Probe: EX3DV4 - SN3755; ConvF(8.99, 8.99, 8.99); Calibrated: 1/20/2012
- Sensor-Surface: 2.5mm (Mechanical Surface Detection)
- Electronics: DAE4 Sn1245; Calibrated: 1/11/2012
- Phantom: Twin SAM Phantom; Type: QD 000 P40 CD; Serial: 1609
- DASYS 52.8.0(692); SEMCAD X 14.6.4(4989)

**Band V/Right Tilted High CH4233/Area Scan (51x81x1):**

Measurement grid: dx=15mm, dy=15mm

Maximum value of SAR (measured) = 0.242 mW/g

**Band V/Right Tilted High CH4233/Zoom Scan (7x7x7)/Cube 0:**

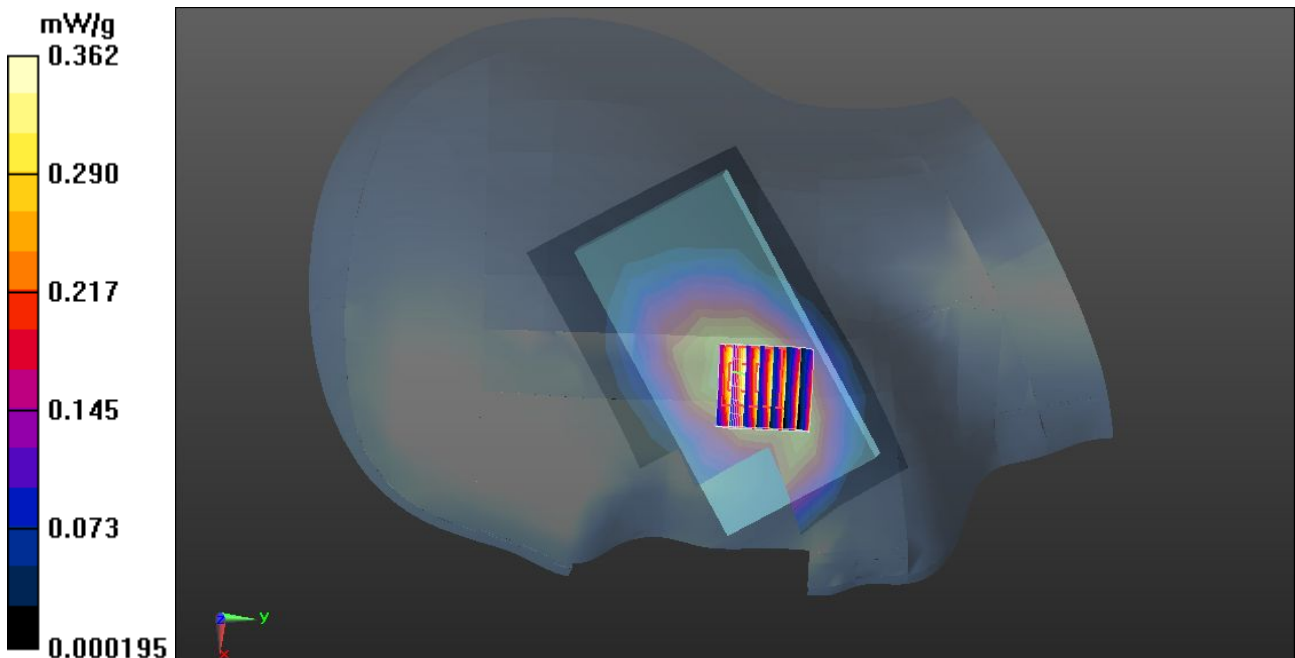
Measurement grid: dx=5mm, dy=5mm, dz=5mm

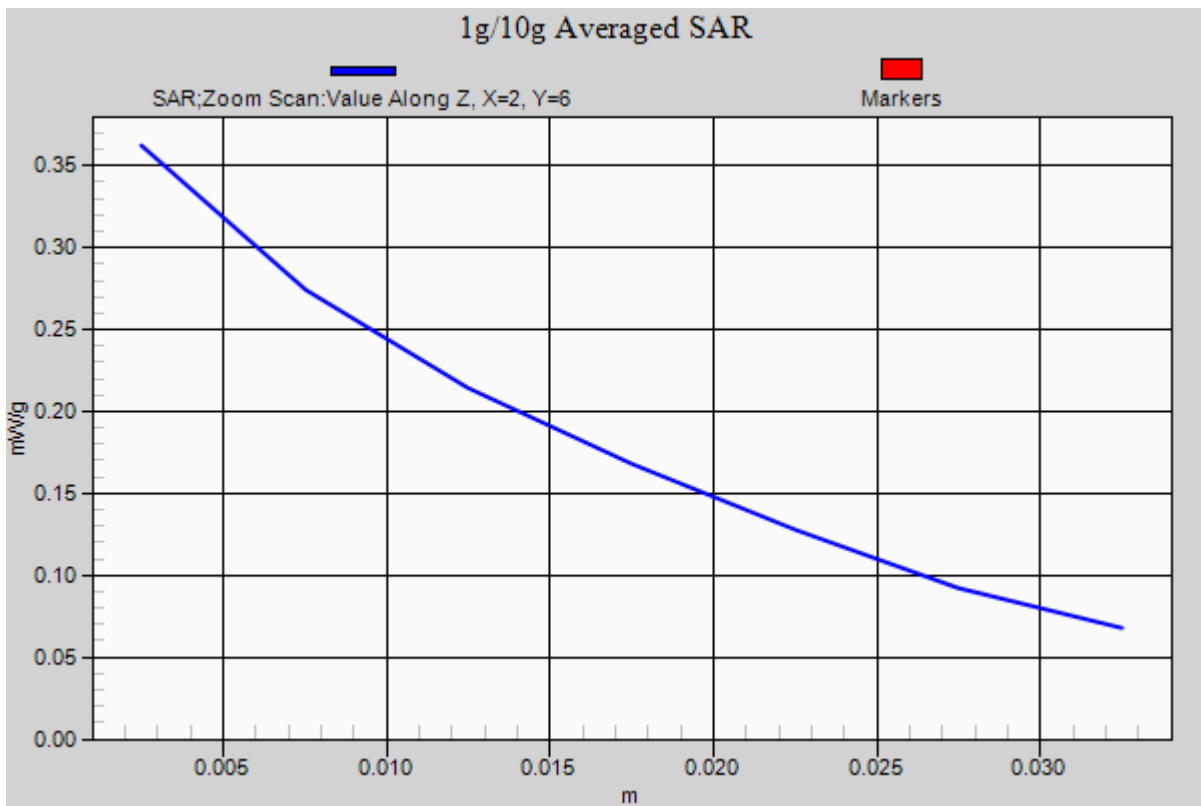
Reference Value = 11.815 V/m; Power Drift = 0.07 dB

Peak SAR (extrapolated) = 0.607 mW/g

**SAR(1 g) = 0.281 mW/g; SAR(10 g) = 0.166 mW/g**

Maximum value of SAR (measured) = 0.362 mW/g







Test Laboratory: Compliance Certification Services Inc.

July 16, 2012

**WCDMA Band V-Left Head Cheek High CH4233**

**DUT: GSM Mobile Phone; Type: Wicked; Serial: 358800020155249**

Communication System: FDD WCDMA; Communication System Band: Band V; Frequency: 846.6 MHz; Communication System PAR: 0 dB;

Ambient: Temperature: 21 °C Relative humidity: 58% Liquid : Temperature: 20 °C  
Medium parameters used:  $f = 846.6$  MHz;  $\sigma = 0.897$  mho/m;  $\epsilon_r = 41.78$ ;  $\rho = 1000$  kg/m<sup>3</sup>

Phantom section: Left Section

Measurement Standard: DASYS (IEEE/IEC/ANSI C63.19-2007)

DASY Configuration:

- Probe: EX3DV4 - SN3755; ConvF(8.99, 8.99, 8.99); Calibrated: 1/20/2012
- Sensor-Surface: 2.5mm (Mechanical Surface Detection)
- Electronics: DAE4 Sn1245; Calibrated: 1/11/2012
- Phantom: Twin SAM Phantom; Type: QD 000 P40 CD; Serial: 1609
- DASYS 52.8.0(692); SEMCAD X 14.6.4(4989)

**Band V/Left Cheek High CH4233/Area Scan (51x81x1):**

Measurement grid: dx=15mm, dy=15mm

Maximum value of SAR (measured) = 0.854 mW/g

**Band V/Left Cheek High CH4233/Zoom Scan (7x7x7)/Cube 0:**


Measurement grid: dx=5mm, dy=5mm, dz=5mm

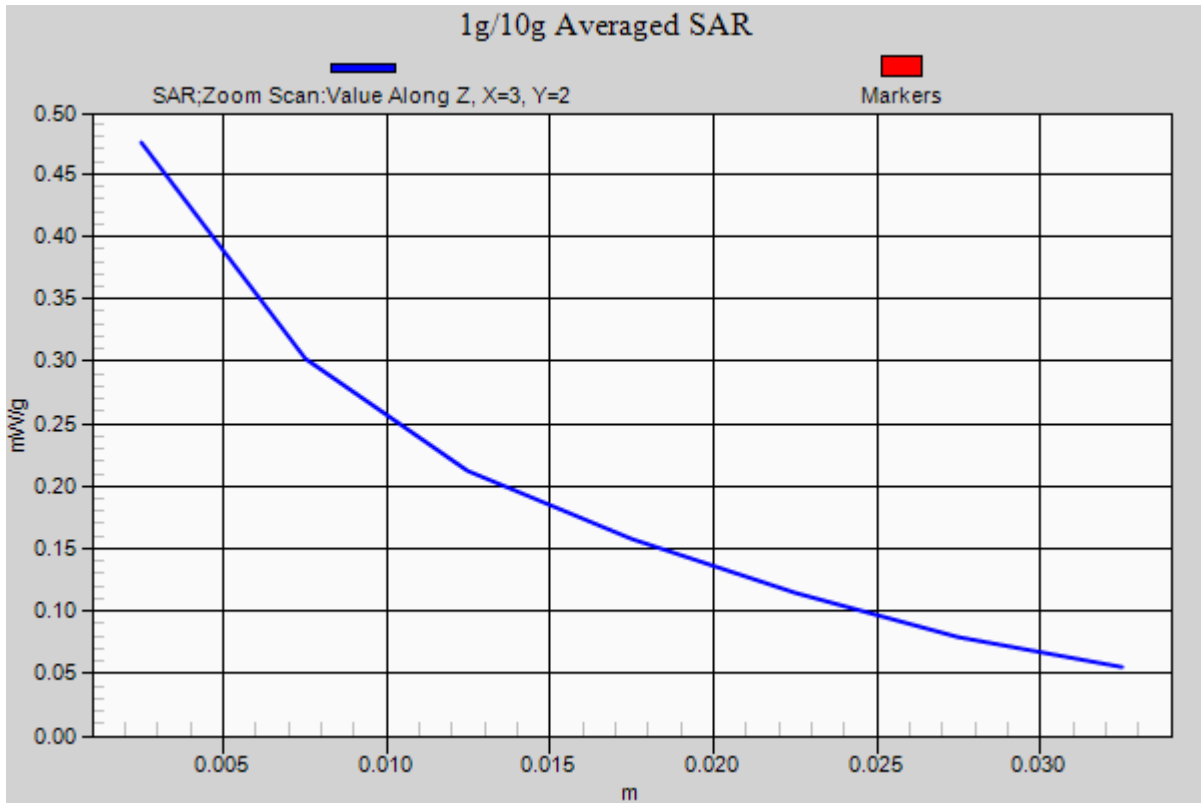
Reference Value = 11.621 V/m; Power Drift = 0.17 dB

Peak SAR (extrapolated) = 0.580 mW/g

**SAR(1 g) = 0.334 mW/g; SAR(10 g) = 0.221 mW/g**

Maximum value of SAR (measured) = 0.475 mW/g









Test Laboratory: Compliance Certification Services Inc.

July 16, 2012

**WCDMA Band V-Left Head Tilted High CH4233**

**DUT: GSM Mobile Phone; Type: Wicked; Serial: 358800020155249**

Communication System: FDD WCDMA; Communication System Band: Band V; Frequency: 846.6 MHz; Communication System PAR: 0 dB;

Ambient: Temperature: 21 °C Relative humidity: 58% Liquid : Temperature: 20 °C

Medium parameters used:  $f = 846.6$  MHz;  $\sigma = 0.897$  mho/m;  $\epsilon_r = 41.78$ ;  $\rho = 1000$  kg/m<sup>3</sup>

Phantom section: Left Section

Measurement Standard: DASYS (IEEE/IEC/ANSI C63.19-2007)

DASY Configuration:

- Probe: EX3DV4 - SN3755; ConvF(8.99, 8.99, 8.99); Calibrated: 1/20/2012
- Sensor-Surface: 2.5mm (Mechanical Surface Detection)
- Electronics: DAE4 Sn1245; Calibrated: 1/11/2012
- Phantom: Twin SAM Phantom; Type: QD 000 P40 CD; Serial: 1609
- DASYS 52.8.0(692); SEMCAD X 14.6.4(4989)

**Band V/Left Tilted High CH4233/Area Scan (51x81x1):**

Measurement grid: dx=15mm, dy=15mm

Maximum value of SAR (measured) = 0.251 mW/g

**Band V/Left Tilted High CH4233/Zoom Scan (7x7x7)/Cube 0:**


Measurement grid: dx=5mm, dy=5mm, dz=5mm

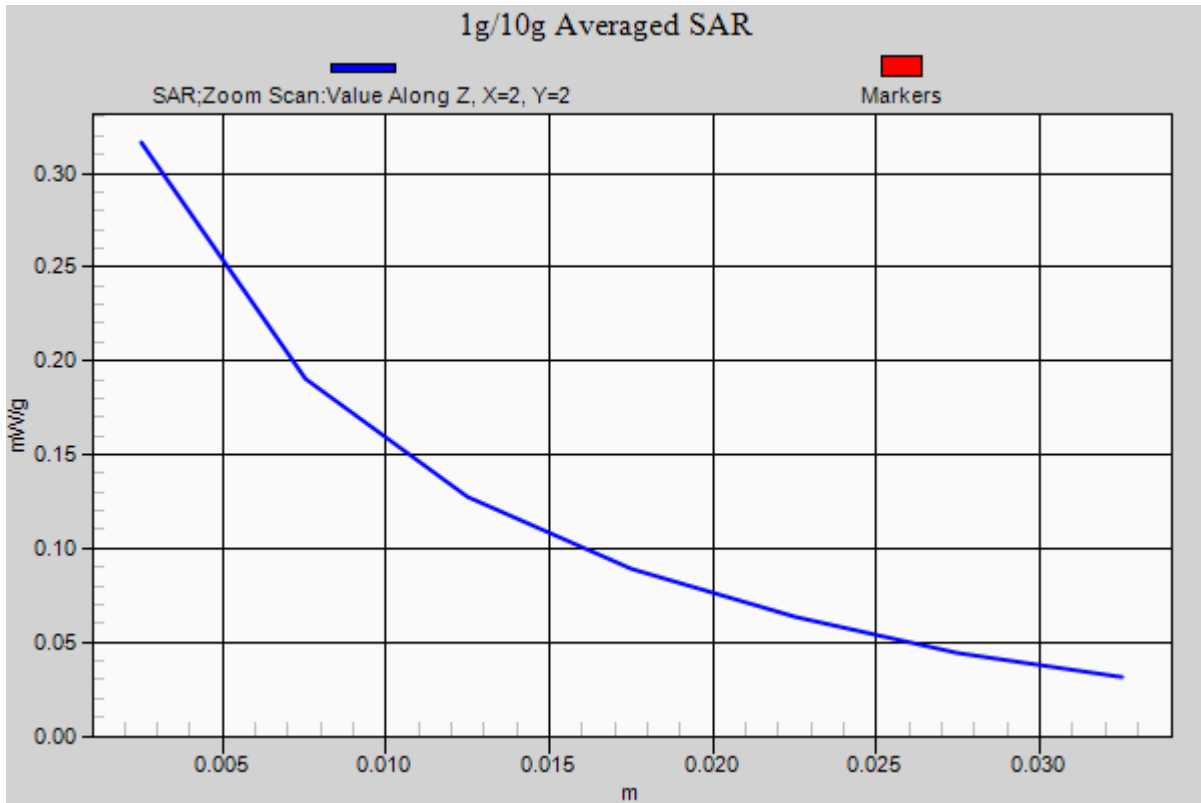
Reference Value = 11.376 V/m; Power Drift = -0.09 dB

Peak SAR (extrapolated) = 0.433 mW/g

**SAR(1 g) = 0.248 mW/g; SAR(10 g) = 0.157 mW/g**

Maximum value of SAR (measured) = 0.316 mW/g







Test Laboratory: Compliance Certification Services Inc.

July 17, 2012

**WCDMA Band II-Body Worn Up Middle CH9400**

**DUT: GSM Mobile Phone; Type: Wicked; Serial: 358800020155249**

Communication System: FDD WCDMA; Communication System Band: Band II; Frequency: 1880 MHz; Communication System PAR: 0 dB

Ambient: Temperature: 21 °C Relative humidity: 58% Liquid : Temperature: 20 °C

Medium parameters used (interpolated):  $f = 1880$  MHz;  $\sigma = 1.527$  mho/m;  $\epsilon_r = 52.807$ ;  $\rho = 1000$  kg/m<sup>3</sup>

Phantom section: Flat Section

Measurement Standard: DASYS (IEEE/IEC/ANSI C63.19-2007)

DASY Configuration:

- Probe: EX3DV4 - SN3755; ConvF(7.23, 7.23, 7.23); Calibrated: 1/20/2012
- Sensor-Surface: 2.5mm (Mechanical Surface Detection)
- Electronics: DAE4 Sn1245; Calibrated: 1/11/2012
- Phantom: Twin SAM Phantom; Type: QD 000 P40 CD; Serial: 1609
- DASYS 52.8.0(692); SEMCAD X 14.6.4(4989)

**WCDMA/Body Up Middle CH9400/Area Scan (51x81x1):**

Measurement grid: dx=15mm, dy=15mm

Maximum value of SAR (measured) = 0.723 mW/g

**WCDMA/Body Up Middle CH9400/Zoom Scan (7x7x7)/Cube 0:**

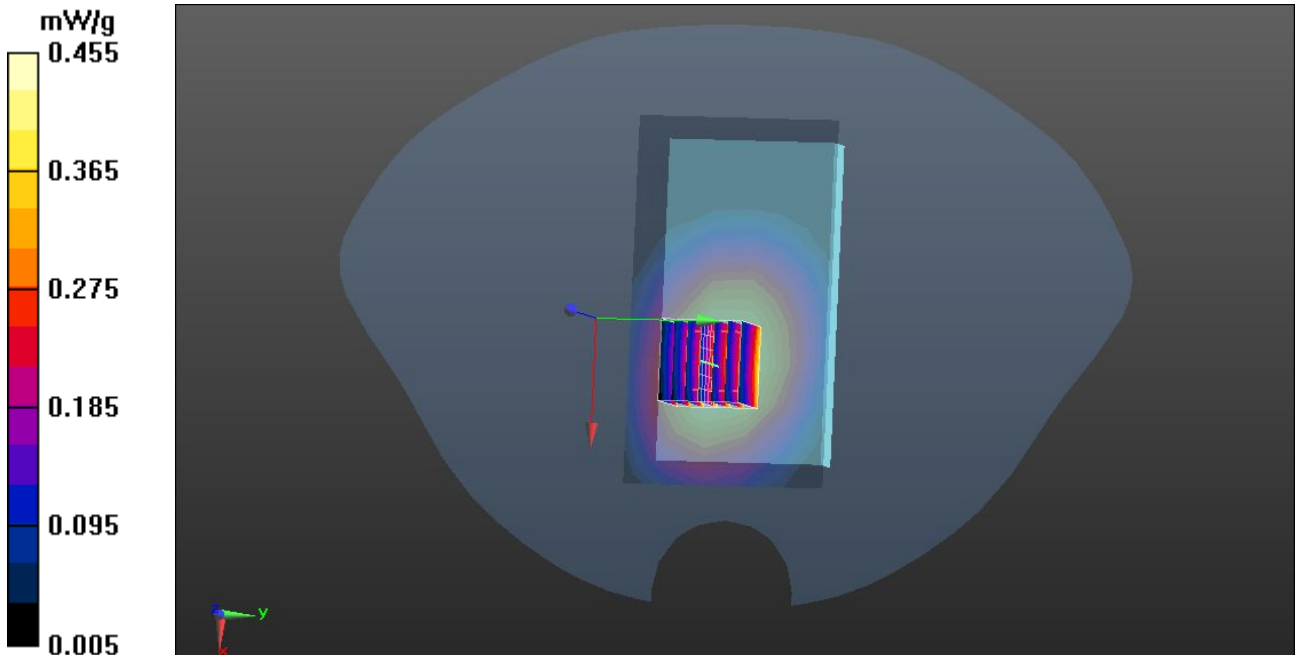
Measurement grid: dx=5mm, dy=5mm, dz=5mm

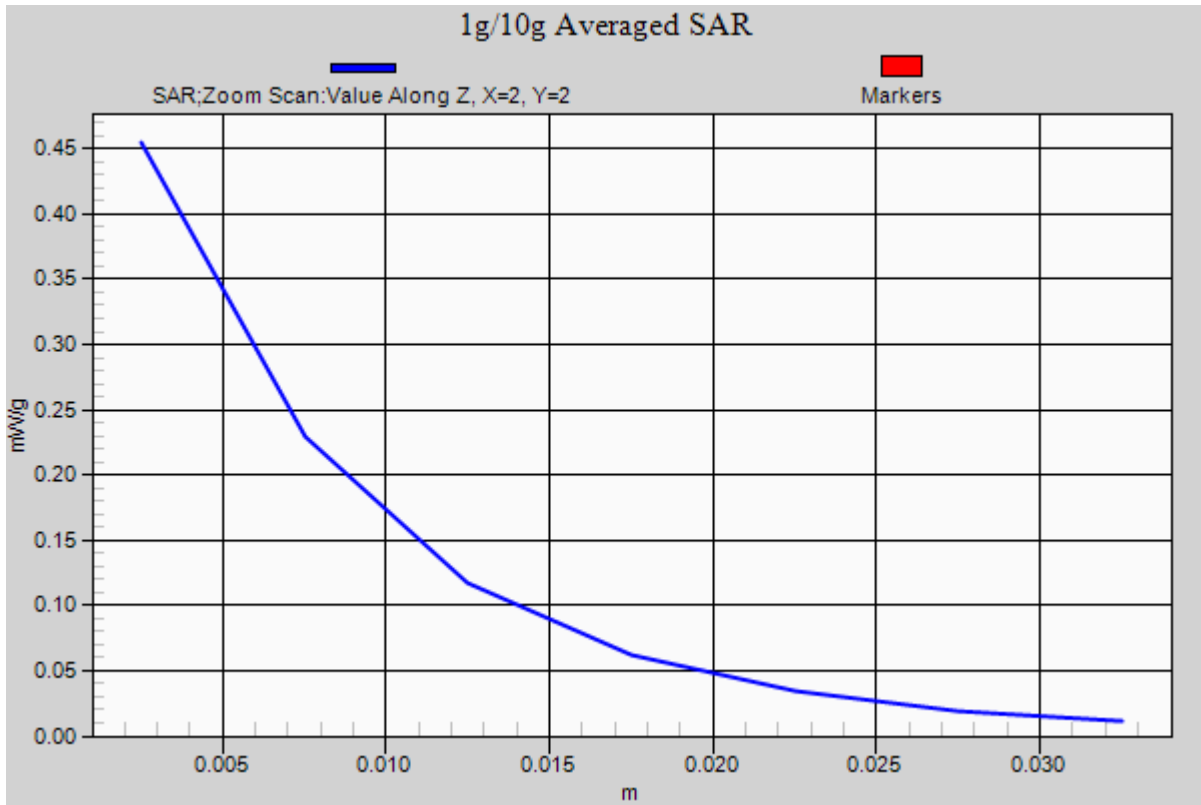
Reference Value = 12.979 V/m; Power Drift = 0.06 dB

Peak SAR (extrapolated) = 0.666 mW/g

**SAR(1 g) = 0.342 mW/g; SAR(10 g) = 0.183 mW/g**

Maximum value of SAR (measured) = 0.455 mW/g







Test Laboratory: Compliance Certification Services Inc.

July 17, 2012

**WCDMA Band II- Body Worn Down Middle CH9400**

**DUT: GSM Mobile Phone; Type: Wicked; Serial: 358800020155249**

Communication System: FDD WCDMA; Communication System Band: Band II; Frequency: 1880

MHz; Communication System PAR: 0 dB

Ambient: Temperature: 21 °C Relative humidity: 58% Liquid : Temperature: 20 °C

Medium parameters used:  $f = 1880$  MHz;  $\sigma = 1.522$  mho/m;  $\epsilon_r = 53.3$ ;  $\rho = 1000$  kg/m<sup>3</sup>

Phantom section: Flat Section

Measurement Standard: DASYS (IEEE/IEC/ANSI C63.19-2007)

DASY Configuration:

- Probe: EX3DV4 - SN3755; ConvF(7.23, 7.23, 7.23); Calibrated: 1/20/2012
- Sensor-Surface: 2.5mm (Mechanical Surface Detection)
- Electronics: DAE4 Sn1245; Calibrated: 1/11/2012
- Phantom: Twin SAM Phantom; Type: QD 000 P40 CD; Serial: 1609
- DASYS 52.8.0(692); SEMCAD X 14.6.4(4989)

**WCDMA/Body Down Middle CH9400/Area Scan (51x81x1):**

Measurement grid: dx=15mm, dy=15mm

Maximum value of SAR (measured) = 0.880 mW/g

**WCDMA/Body Down Middle CH9400/Zoom Scan (7x7x7)/Cube 0:**

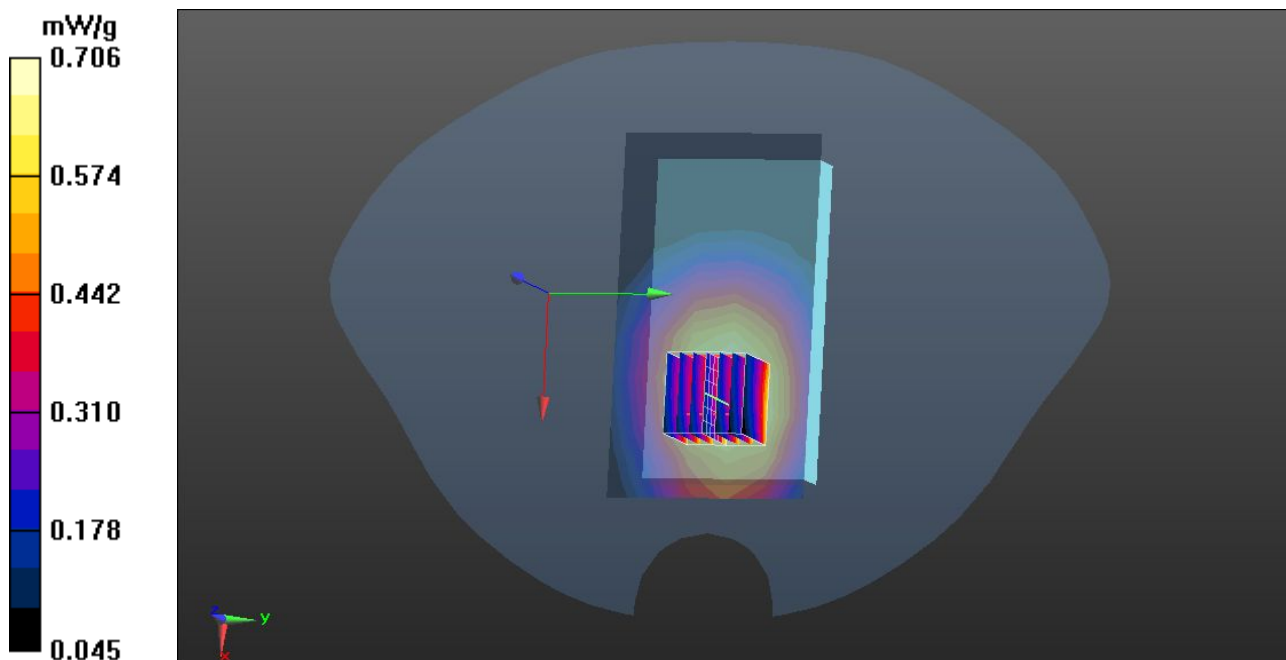
Measurement grid: dx=5mm, dy=5mm, dz=5mm

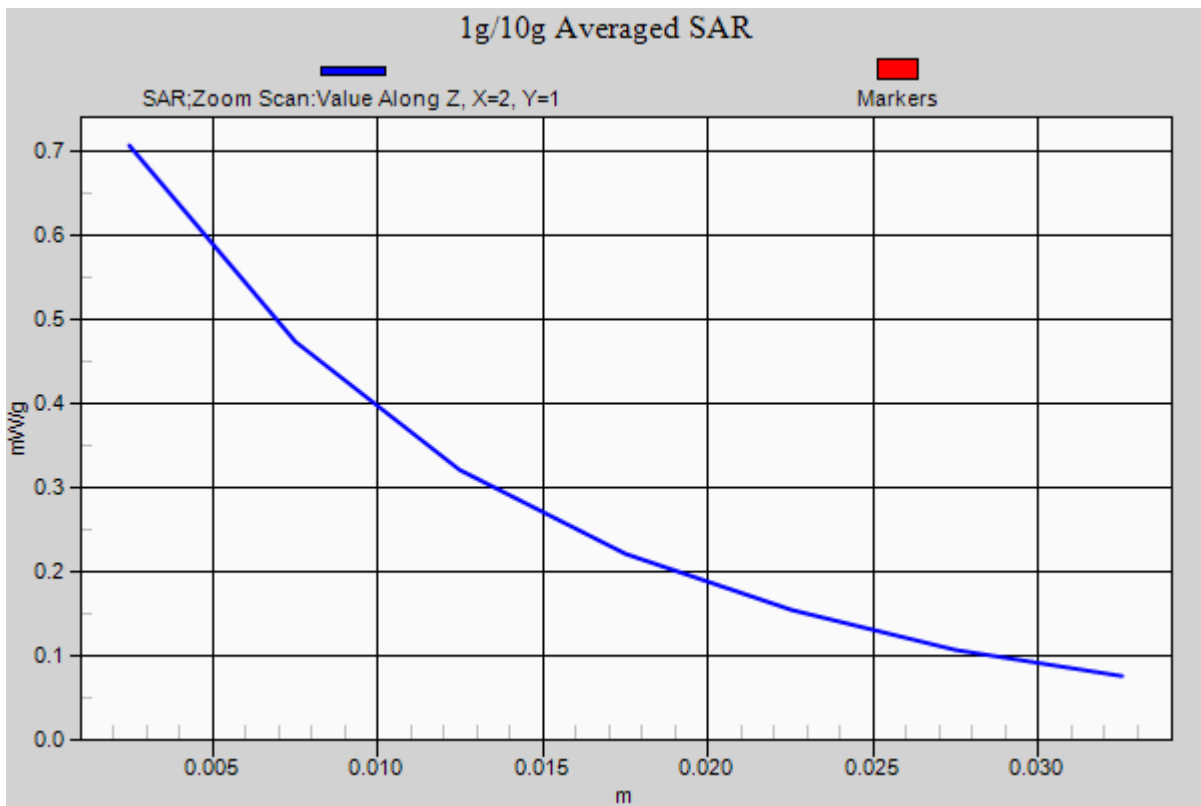
Reference Value = 14.383 V/m; Power Drift = 0.07 dB

Peak SAR (extrapolated) = 0.891 mW/g

**SAR(1 g) = 0.579 mW/g; SAR(10 g) = 0.402 mW/g**

Maximum value of SAR (measured) = 0.706 mW/g







Test Laboratory: Compliance Certification Services Inc.

July 16, 2012

**WCDMA Band V- Body Worn Up High CH4233**

**DUT: GSM Mobile Phone; Type: Wicked; Serial: 358800020155249**

Communication System: FDD WCDMA; Communication System Band: Band V; Frequency: 846.6

MHz; Communication System PAR: 0 dB;

Ambient: Temperature: 21 °C Relative humidity: 58% Liquid : Temperature: 20 °C

Medium parameters used:  $f = 846.6$  MHz;  $\sigma = 0.897$  mho/m;  $\epsilon_r = 41.78$ ;  $\rho = 1000$  kg/m<sup>3</sup>

Phantom section: Flat Section

Measurement Standard: DASY5 (IEEE/IEC/ANSI C63.19-2007)

DASY Configuration:

- Probe: EX3DV4 - SN3755; ConvF(9.07, 9.07, 9.07); Calibrated: 1/20/2012
- Sensor-Surface: 3mm (Mechanical Surface Detection)
- Electronics: DAE4 Sn1245; Calibrated: 1/11/2012
- Phantom: Twin SAM Phantom; Type: QD 000 P40 CD; Serial: 1609
- DASY52 52.8.0(692); SEMCAD X 14.6.4(4989)

**Band V/Body Up High CH4233/Area Scan (51x81x1):**

Measurement grid: dx=15mm, dy=15mm

Maximum value of SAR (measured) = 0.378 mW/g

**Band V/Body Up High CH4233/Zoom Scan (7x7x7)/Cube 0:**

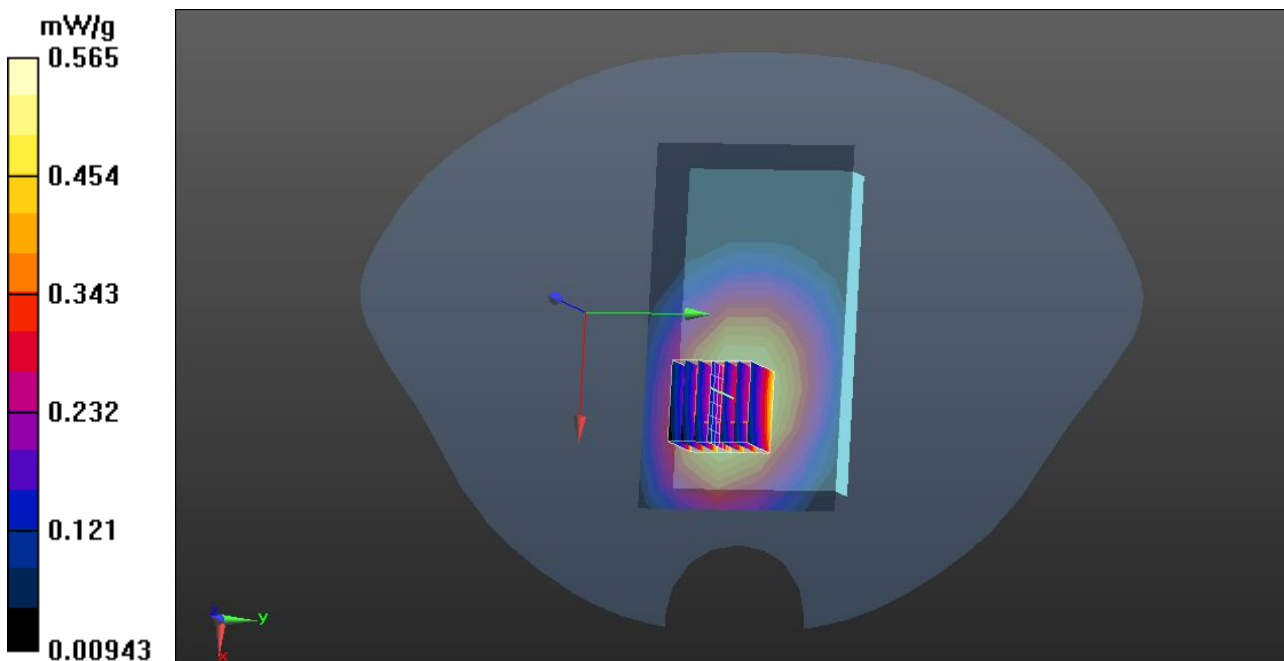
Measurement grid: dx=5mm, dy=5mm, dz=5mm

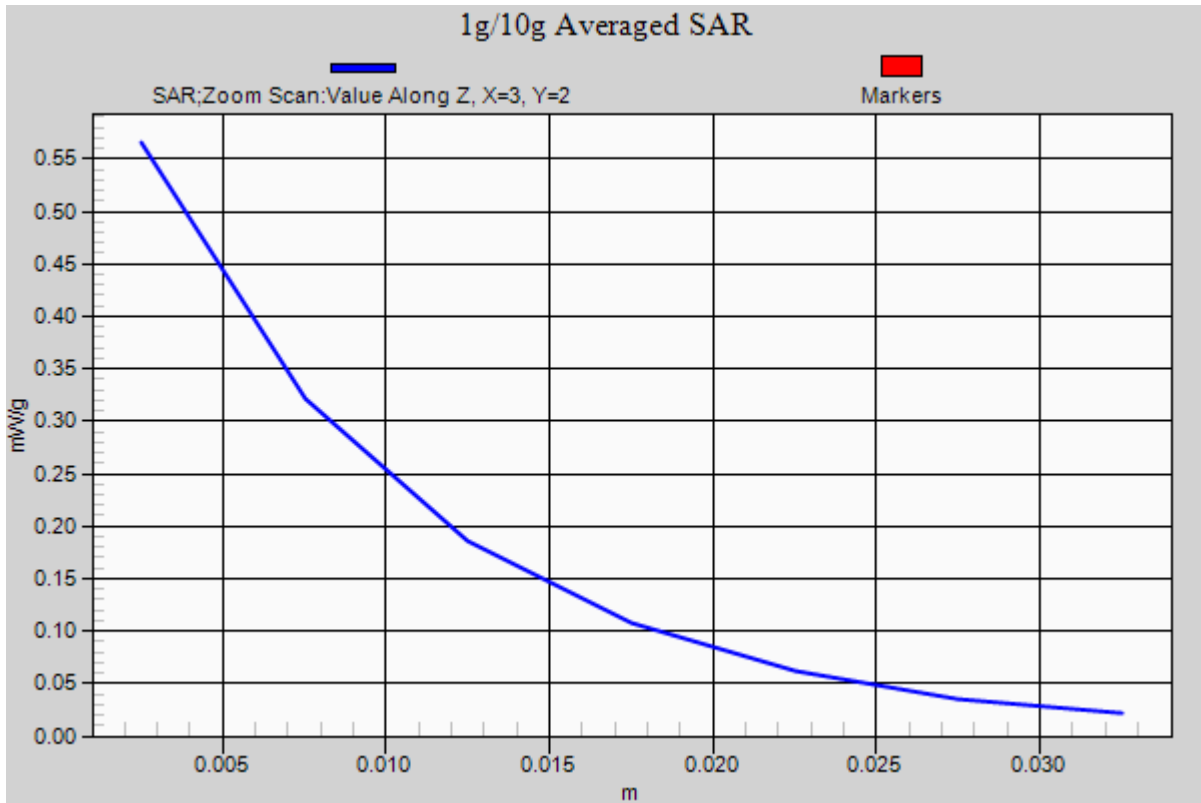
Reference Value = 12.621 V/m; Power Drift = -0.04 dB

Peak SAR (extrapolated) = 0.415 mW/g

**SAR(1 g) = 0.403 mW/g; SAR(10 g) = 0.288 mW/g**

Maximum value of SAR (measured) = 0.565 mW/g









Test Laboratory: Compliance Certification Services Inc.

July 16, 2012

**WCDMA Band V- Body Worn Down High CH4233**

**DUT: GSM Mobile Phone; Type: Wicked; Serial: 358800020155249**

Communication System: FDD WCDMA; Communication System Band: Band V; Frequency: 846.6 MHz; Communication System PAR: 0 dB

Ambient: Temperature: 21 °C Relative humidity: 58% Liquid : Temperature: 20 °C

Medium parameters used:  $f = 846.6$  MHz;  $\sigma = 0.897$  mho/m;  $\epsilon_r = 41.78$ ;  $\rho = 1000$  kg/m<sup>3</sup>

Phantom section: Flat Section

Measurement Standard: DASY5 (IEEE/IEC/ANSI C63.19-2007)

DASY Configuration:

- Probe: EX3DV4 - SN3755; ConvF(9.07, 9.07, 9.07); Calibrated: 1/20/2012
- Sensor-Surface: 2.5mm (Mechanical Surface Detection)
- Electronics: DAE4 Sn1245; Calibrated: 1/11/2012
- Phantom: Twin SAM Phantom; Type: QD 000 P40 CD; Serial: 1609
- DASY52 52.8.0(692); SEMCAD X 14.6.4(4989)

**Band V/Body Down High CH4233/Area Scan (51x81x1):**

Measurement grid: dx=15mm, dy=15mm

Maximum value of SAR (measured) = 0.431 mW/g

**Band V/Body Down High CH4233/Zoom Scan (7x7x7)/Cube 0:**

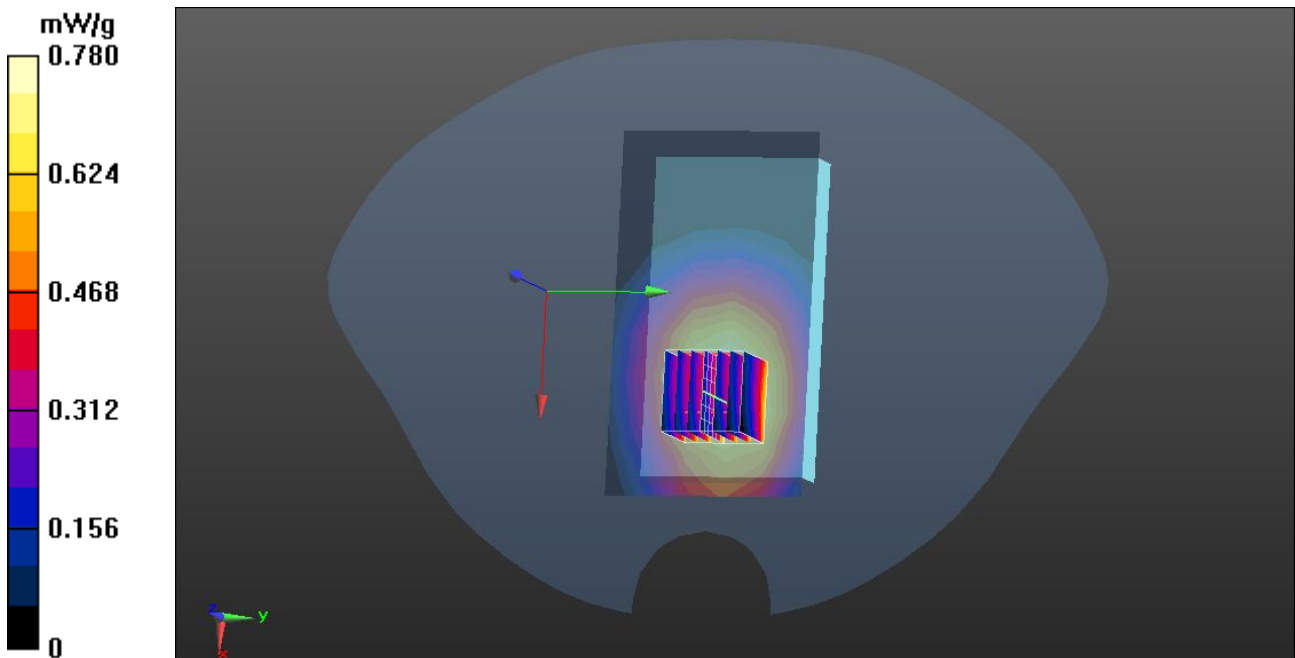
Measurement grid: dx=5mm, dy=5mm, dz=5mm

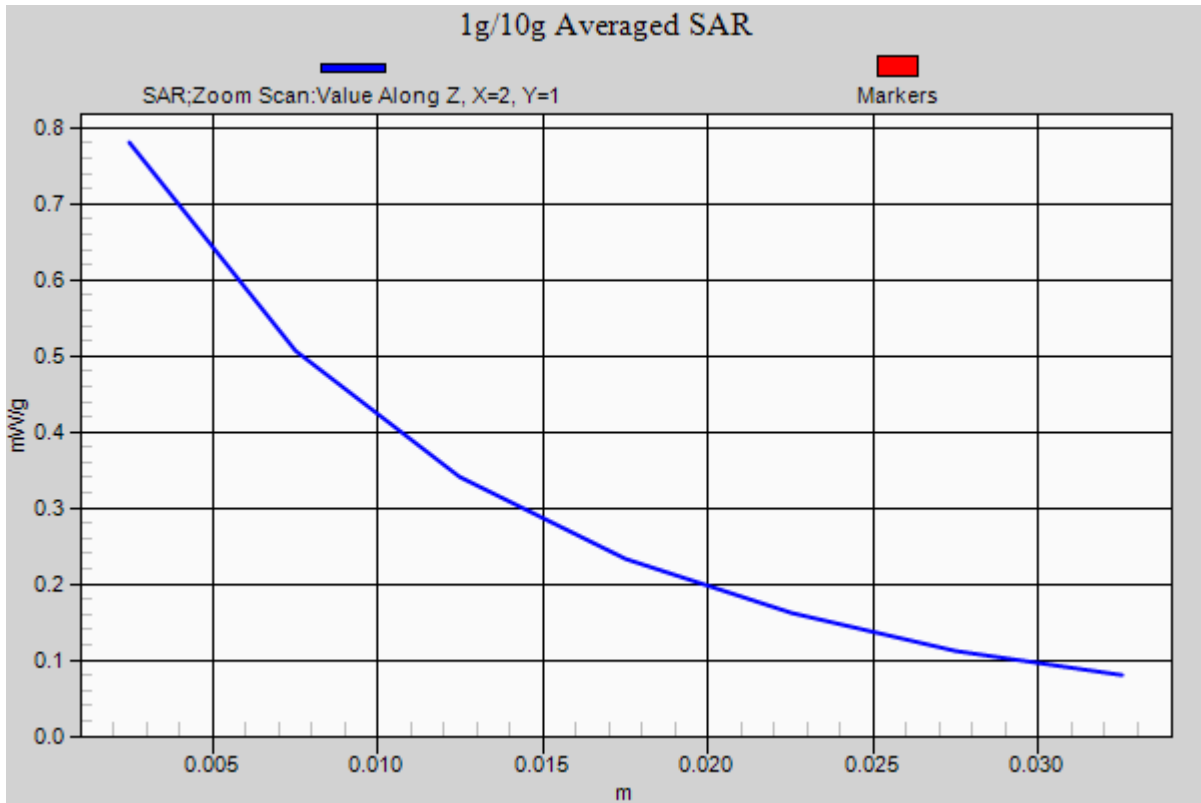
Reference Value = 26.157 V/m; Power Drift = -0.02 dB

Peak SAR (extrapolated) = 15.215 mW/g

**SAR(1 g) = 0.691 mW/g; SAR(10 g) = 0.578 mW/g**

Maximum value of SAR (measured) = 0.780 mW/g







Test Laboratory: Compliance Certification Services Inc.

July 18, 2012

**IEEE 802.11b-Right Head Cheek Middle CH6**

**DUT: GSM Mobile Phone; Type: Wicked; Serial: 358800020155249**

Communication System: IEEE 802.11b; Communication System Band: ISM 2.4GHz Band; Frequency: 2437 MHz; Communication System PAR: 0 dB

Ambient: Temperature: 21 °C Relative humidity: 58% Liquid : Temperature: 20 °C

Medium parameters used (interpolated):  $f = 2437$  MHz;  $\sigma = 1.818$  mho/m;  $\epsilon_r = 37.997$ ;  $\rho = 1000$  kg/m<sup>3</sup>

Phantom section: Right Section

Measurement Standard: DASYS (IEEE/IEC/ANSI C63.19-2007)

DASY5 Configuration:

- Probe: EX3DV4 - SN3755; ConvF(7.07, 7.07, 7.07); Calibrated: 1/20/2012
- Sensor-Surface: 2.5mm (Mechanical Surface Detection)
- Electronics: DAE4 Sn1245; Calibrated: 1/11/2012
- Phantom: Twin SAM Phantom; Type: QD 000 P40 CD; Serial: 1609
- Measurement SW: DASYS2, Version 52.6 (1); SEMCAD X Version 14.4.2 (2595)

**IEEE 802.11b/Right Cheek Middle CH6/Area Scan (51x81x1):**

Measurement grid: dx=15mm, dy=15mm

Maximum value of SAR (measured) = 0.247 mW/g

**IEEE 802.11b/Right Cheek Middle CH6/Zoom Scan (7x7x7)/Cube 0:**

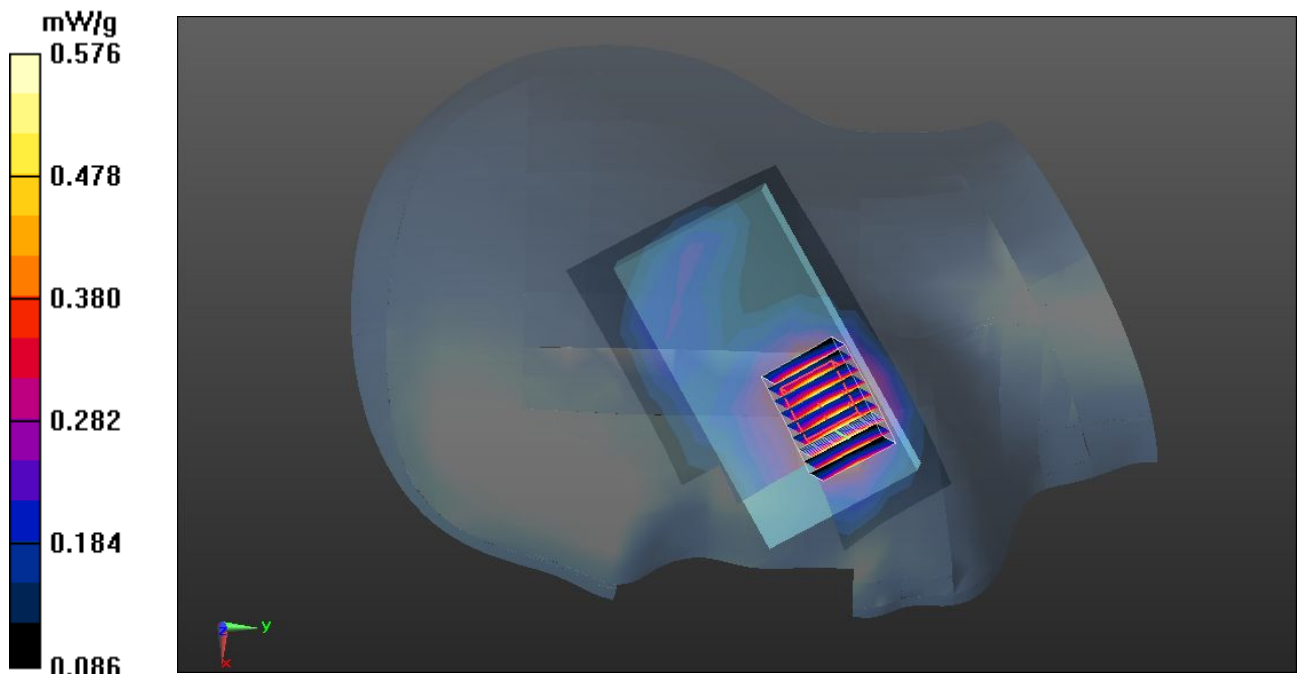
Measurement grid: dx=5mm, dy=5mm, dz=5mm

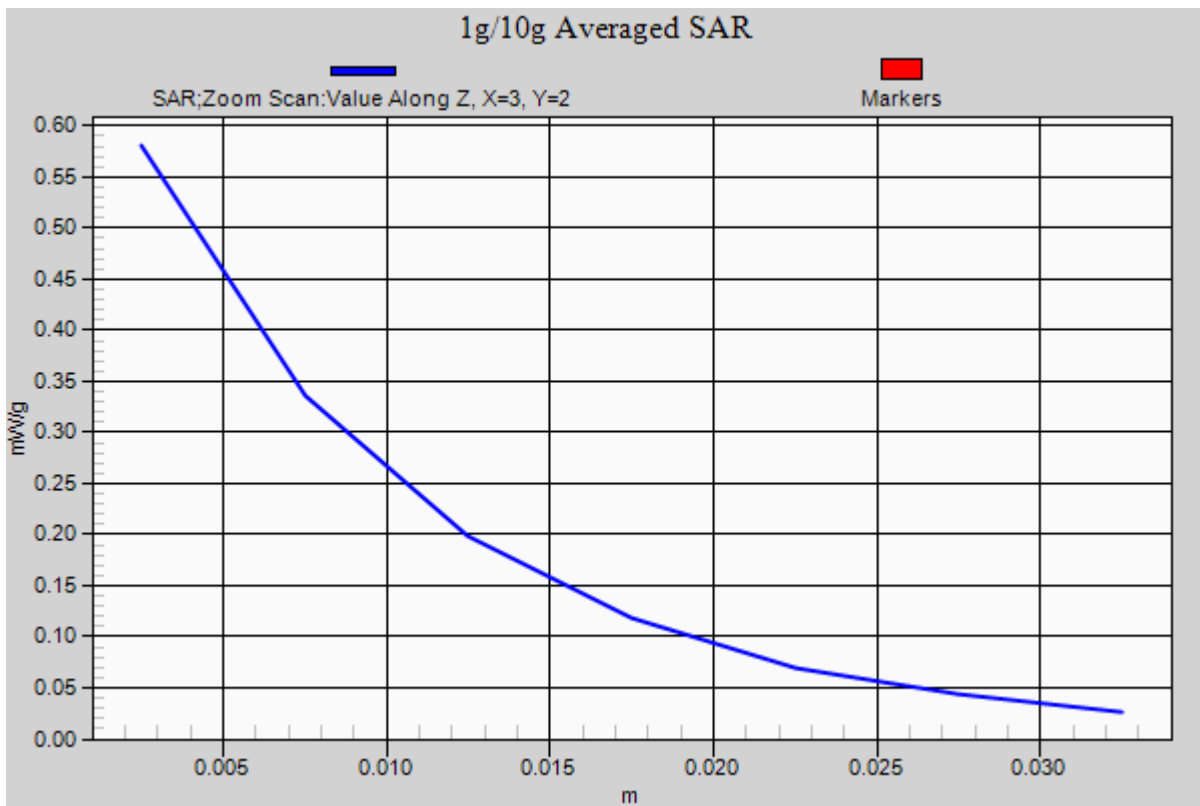
Reference Value = 13.992 V/m; Power Drift = 0.01 dB

Peak SAR (extrapolated) = 0.552 W/kg

**SAR(1 g) = 0.441 mW/g; SAR(10 g) = 0.302 mW/g**

Maximum value of SAR (measured) = 0.576 mW/g







Test Laboratory: Compliance Certification Services Inc.

July 18, 2012

**IEEE 802.11b-Right Head Tilted Middle CH6**

**DUT: GSM Mobile Phone; Type: Wicked; Serial: 358800020155249**

Communication System: IEEE 802.11b; Communication System Band: ISM 2.4GHz Band; Frequency: 2437 MHz; Communication System PAR: 0 dB

Ambient: Temperature: 21 °C Relative humidity: 58% Liquid : Temperature: 20 °C

Medium parameters used (interpolated):  $f = 2437$  MHz;  $\sigma = 1.817$  mho/m;  $\epsilon_r = 38.149$ ;  $\rho = 1000$  kg/m<sup>3</sup>

Phantom section: Right Section

Measurement Standard: DASYS (IEEE/IEC/ANSI C63.19-2007)

DASY5 Configuration:

- Probe: EX3DV4 - SN3755; ConvF(7.07, 7.07, 7.07); Calibrated: 1/20/2012
- Sensor-Surface: 2.5mm (Mechanical Surface Detection)
- Electronics: DAE4 Sn1245; Calibrated: 1/11/2012
- Phantom: Twin SAM Phantom; Type: QD 000 P40 CD; Serial: 1609
- Measurement SW: DASYS2, Version 52.6 (1); SEMCAD X Version 14.4.2 (2595)

**IEEE 802.11b/Right Tilted Middle CH6/Area Scan (51x81x1):**

Measurement grid: dx=15mm, dy=15mm

Maximum value of SAR (measured) = 0.462 mW/g

**IEEE 802.11b/Right Tilted Middle CH6/Zoom Scan (7x7x7)/Cube 0:**

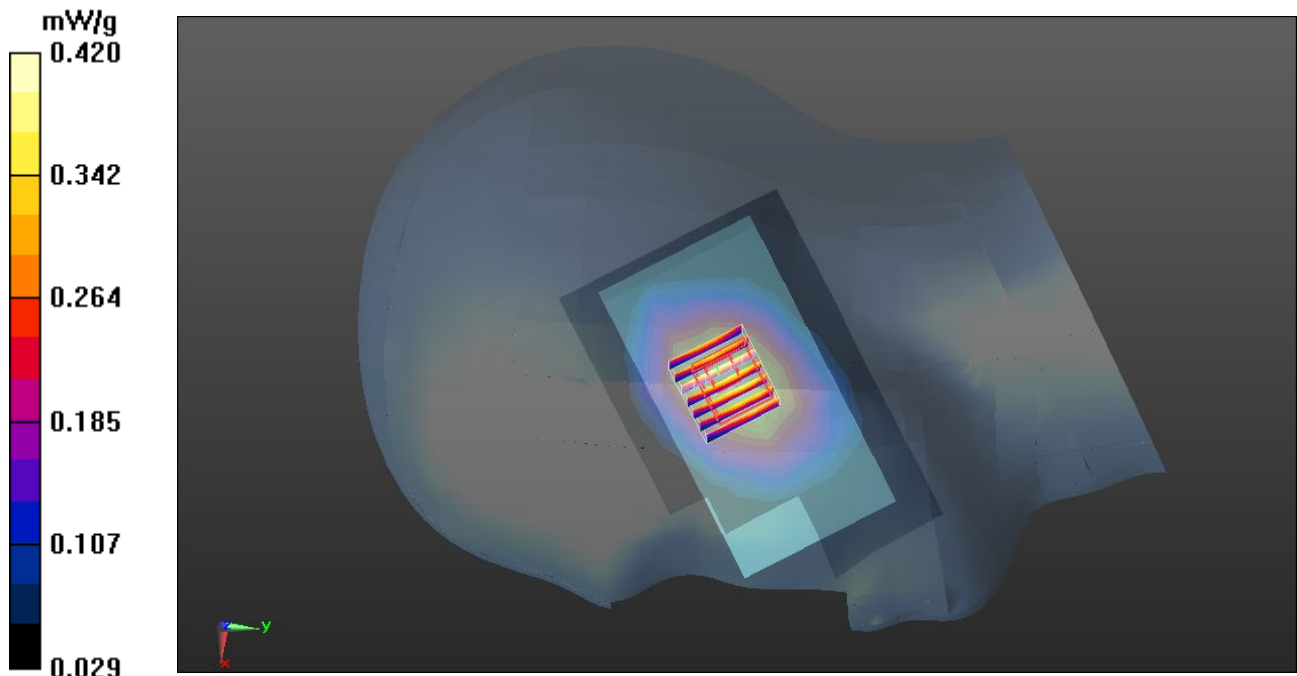
Measurement grid: dx=5mm, dy=5mm, dz=5mm

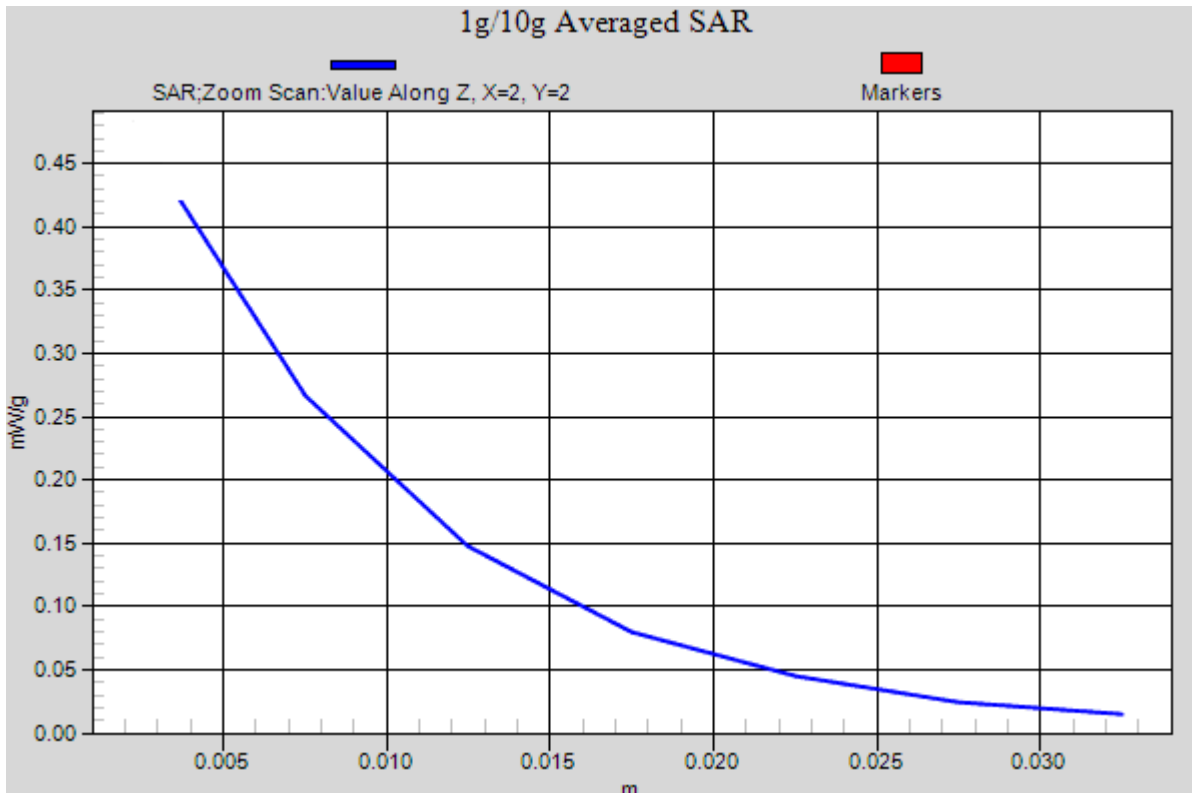
Reference Value = 9.375 V/m; Power Drift = 0.02 dB

Peak SAR (extrapolated) = 0.334 W/kg

**SAR(1 g) = 0.309 mW/g; SAR(10 g) = 0.257 mW/g**

Maximum value of SAR (measured) = 0.420 mW/g







Test Laboratory: Compliance Certification Services Inc.

July 18, 2012

**IEEE 802.11b-Left Head Cheek Middle CH6**

**DUT: GSM Mobile Phone; Type: Wicked; Serial: 358800020155249**

Communication System: IEEE 802.11b; Communication System Band: ISM 2.4GHz Band; Frequency: 2437 MHz; Communication System PAR: 0 dB

Ambient: Temperature: 21 °C Relative humidity: 58% Liquid : Temperature: 20 °C

Medium parameters used (interpolated):  $f = 2437$  MHz;  $\sigma = 1.823$  mho/m;  $\epsilon_r = 38.149$ ;  $\rho = 1000$  kg/m<sup>3</sup>

Phantom section: Left Section

Measurement Standard: DASYS (IEEE/IEC/ANSI C63.19-2007)

DASY5 Configuration:

- Probe: EX3DV4 - SN3755; ConvF(7.07, 7.07, 7.07); Calibrated: 1/20/2012
- Sensor-Surface: 2.5mm (Mechanical Surface Detection)
- Electronics: DAE4 Sn1245; Calibrated: 1/11/2012
- Phantom: Twin SAM Phantom; Type: QD 000 P40 CD; Serial: 1609
- Measurement SW: DASYS2, Version 52.6 (1); SEMCAD X Version 14.4.2 (2595)

**IEEE 802.11b /Left Cheek Middle CH6/Area Scan (51x81x1):**

Measurement grid: dx=15mm, dy=15mm

Maximum value of SAR (measured) = 0.307 mW/g

**IEEE 802.11b /Left Cheek Middle CH6/Zoom Scan (7x7x7)/Cube 0:**


Measurement grid: dx=5mm, dy=5mm, dz=5mm

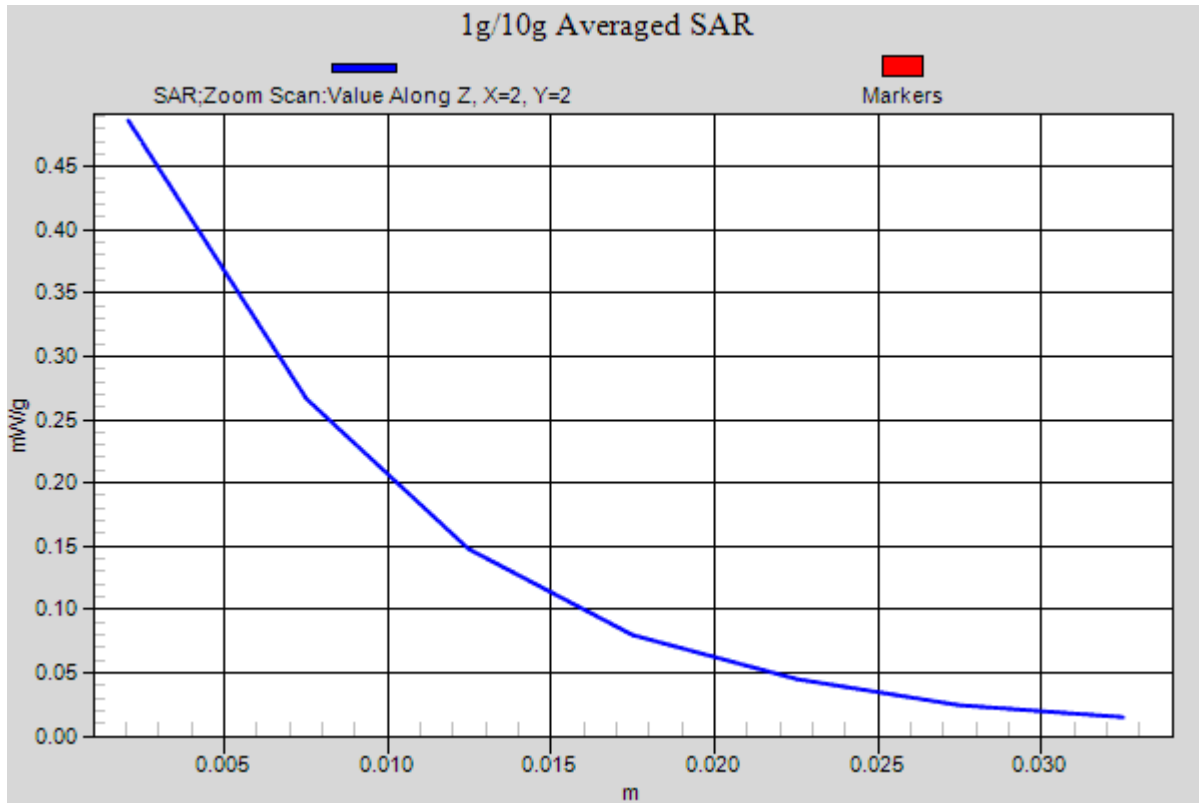
Reference Value = 10.727 V/m; Power Drift = -0.11 dB

Peak SAR (extrapolated) = 0.401 W/kg

**SAR(1 g) = 0.363 mW/g; SAR(10 g) = 0.275 mW/g**

Maximum value of SAR (measured) = 0.493 mW/g









Test Laboratory: Compliance Certification Services Inc.

July 18, 2012

**IEEE 802.11b-Left Head Tilted Middle CH6**

**DUT: GSM Mobile Phone; Type: Wicked; Serial: 358800020155249**

Communication System: IEEE 802.11b; Communication System Band: ISM 2.4GHz Band; Frequency: 2437 MHz; Communication System PAR: 0 dB

Ambient: Temperature: 21 °C Relative humidity: 58% Liquid : Temperature: 20 °C

Medium parameters used (interpolated):  $f = 2437$  MHz;  $\sigma = 1.823$  mho/m;  $\epsilon_r = 38.149$ ;  $\rho = 1000$  kg/m<sup>3</sup>

Phantom section: Left Section

Measurement Standard: DASYS (IEEE/IEC/ANSI C63.19-2007)

DASY5 Configuration:

- Probe: EX3DV4 - SN3755; ConvF(7.07, 7.07, 7.07); Calibrated: 1/20/2012
- Sensor-Surface: 2.5mm (Mechanical Surface Detection)
- Electronics: DAE4 Sn1245; Calibrated: 1/11/2012
- Phantom: Twin SAM Phantom; Type: QD 000 P40 CD; Serial: 1609
- Measurement SW: DASYS2, Version 52.6 (1); SEMCAD X Version 14.4.2 (2595)

**IEEE 802.11b /Left Tilted Middle CH6/Area Scan (51x81x1):**

Measurement grid: dx=15mm, dy=15mm

Maximum value of SAR (measured) = 0.312 mW/g

**IEEE 802.11b /Left Tilted Middle CH6/Zoom Scan (7x7x7)/Cube 0:**


Measurement grid: dx=5mm, dy=5mm, dz=5mm

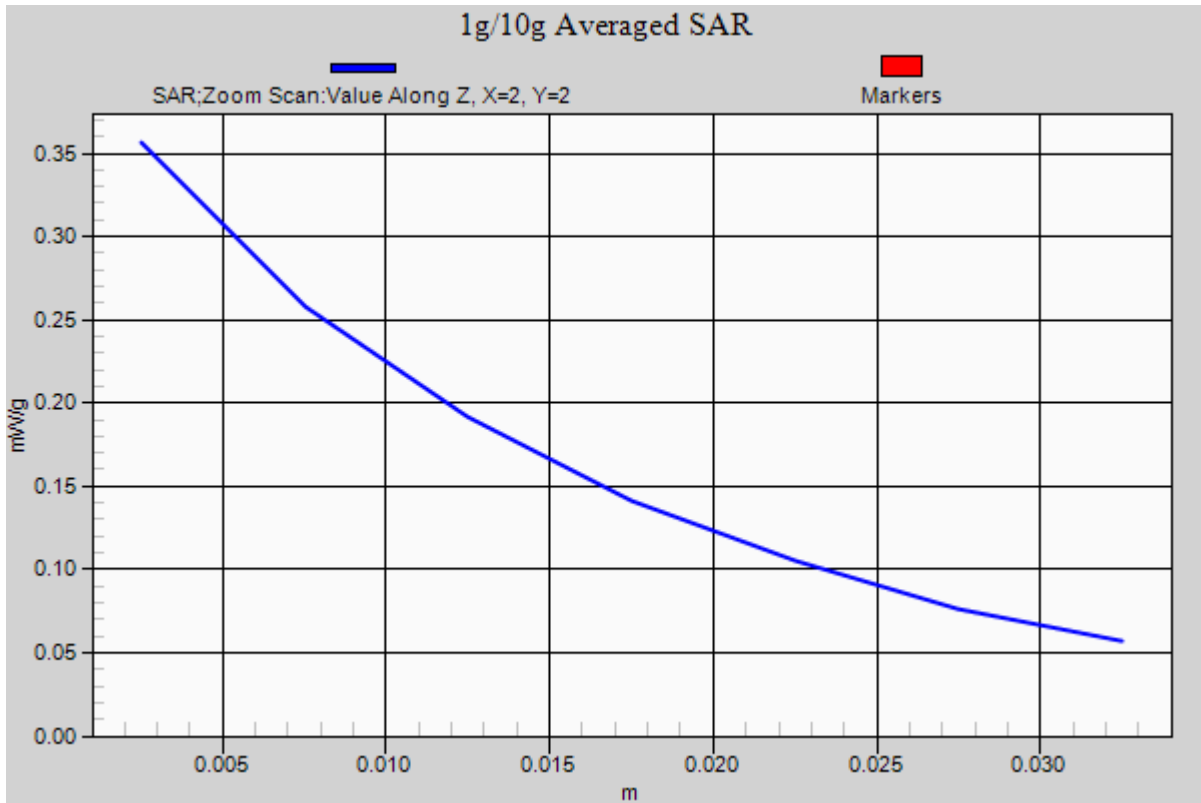
Reference Value = 8.100 V/m; Power Drift = -0.09 dB

Peak SAR (extrapolated) = 0.366 W/kg

**SAR(1 g) = 0.312 mW/g; SAR(10 g) = 0.237 mW/g**

Maximum value of SAR (measured) = 0.381 mW/g







Test Laboratory: Compliance Certification Services Inc.

July 18, 2012

**IEEE 802.11b- Body Worn Up Middle CH6**

**DUT: GSM Mobile Phone; Type: Wicked; Serial: 358800020155249**

Communication System: IEEE 802.11b; Communication System Band: ISM 2.4GHz Band; Frequency: 2437 MHz; Communication System PAR: 0 dB

Ambient: Temperature: 21 °C Relative humidity: 58% Liquid : Temperature: 20 °C

Medium parameters used (interpolated):  $f = 2437$  MHz;  $\sigma = 1.948$  mho/m;  $\epsilon_r = 52.68$ ;  $\rho = 1000$  kg/m<sup>3</sup>

Phantom section: Flat Section

Measurement Standard: DASYS (IEEE/IEC/ANSI C63.19-2007)

DASY5 Configuration:

- Probe: EX3DV4 - SN3755; ConvF(7.06, 7.06, 7.06); Calibrated: 1/20/2012
- Sensor-Surface: 2.5mm (Mechanical Surface Detection)
- Electronics: DAE4 Sn1245; Calibrated: 1/11/2012
- Phantom: Twin SAM Phantom; Type: QD 000 P40 CD; Serial: 1609
- Measurement SW: DASYS2, Version 52.6 (1); SEMCAD X Version 14.4.2 (2595)

**IEEE 802.11b /802.11b Body Up Middle CH6/Area Scan (51x81x1):**

Measurement grid: dx=15mm, dy=15mm

Maximum value of SAR (measured) = 0.125 mW/g

**IEEE 802.11b /802.11b Body Up Middle CH6/Zoom Scan (7x7x7)/Cube 0:**

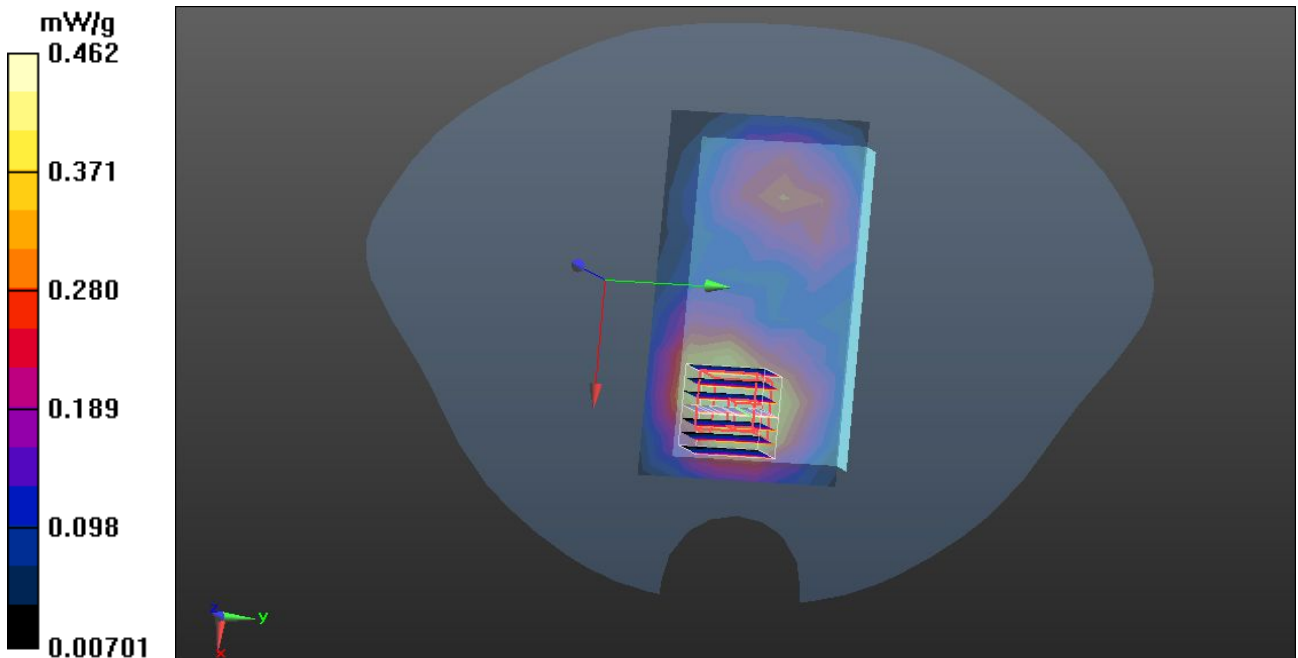
Measurement grid: dx=5mm, dy=5mm, dz=5mm

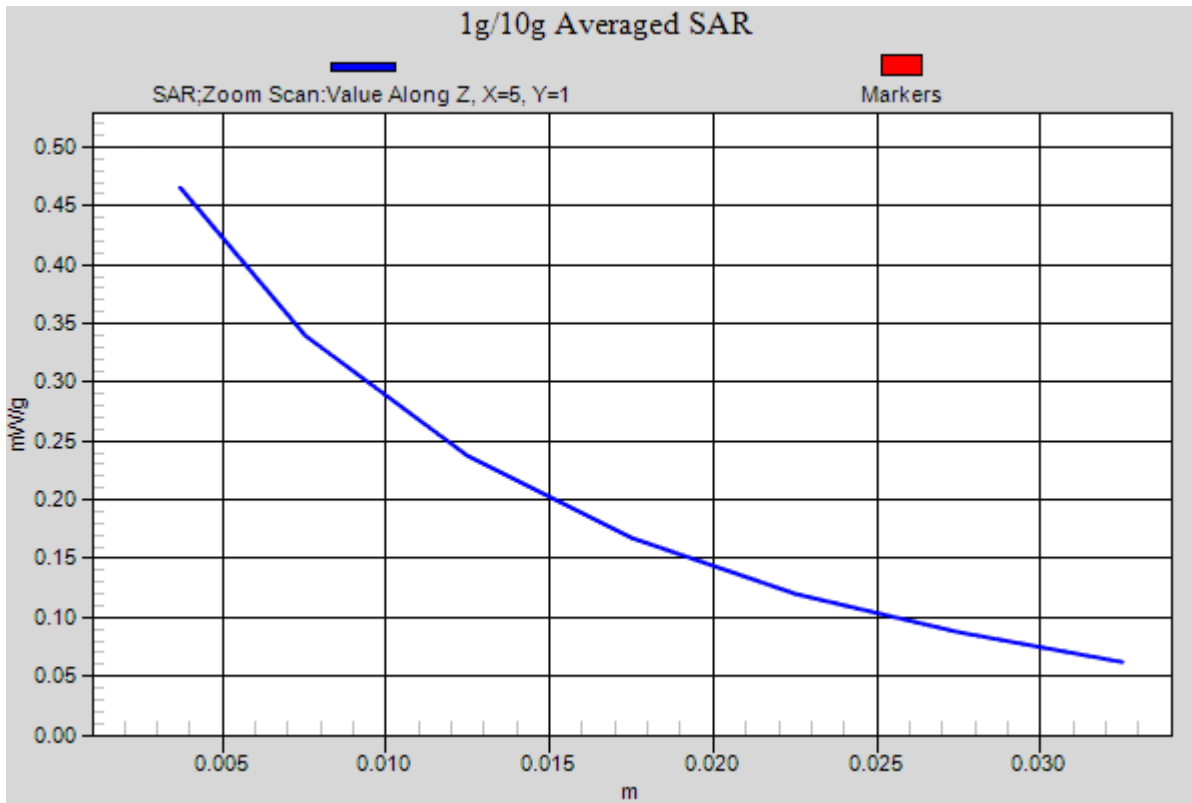
Reference Value = 10.593 V/m; Power Drift = -0.14 dB

Peak SAR (extrapolated) = 0.469 mW/g

**SAR(1 g) = 0.315 mW/g; SAR(10 g) = 0.207mW/g**

Maximum value of SAR (measured) = 0.462 mW/g







Test Laboratory: Compliance Certification Services Inc.

July 18, 2012

**IEEE 802.11b- Body Worn Down Middle CH6**

**DUT: GSM Mobile Phone; Type: Wicked; Serial: 358800020155249**

Communication System: IEEE 802.11b; Communication System Band: ISM 2.4GHz Band; Frequency: 2437 MHz; Communication System PAR: 0 dB

Ambient: Temperature: 21 °C Relative humidity: 58% Liquid : Temperature: 20 °C

Medium parameters used (interpolated):  $f = 2437$  MHz;  $\sigma = 1.948$  mho/m;  $\epsilon_r = 52.68$ ;  $\rho = 1000$  kg/m<sup>3</sup>

Phantom section: Flat Section

Measurement Standard: DASYS (IEEE/IEC/ANSI C63.19-2007)

DASY5 Configuration:

- Probe: EX3DV4 - SN3755; ConvF(7.06, 7.06, 7.06); Calibrated: 1/20/2012
- Sensor-Surface: 2.5mm (Mechanical Surface Detection)
- Electronics: DAE4 Sn1245; Calibrated: 1/11/2012
- Phantom: Twin SAM Phantom; Type: QD 000 P40 CD; Serial: 1609
- Measurement SW: DASYS2, Version 52.6 (1); SEMCAD X Version 14.4.2 (2595)

**IEEE 802.11b /802.11b Body Down Middle CH6/Area Scan (51x81x1):**

Measurement grid: dx=15mm, dy=15mm

Maximum value of SAR (measured) = 0.544 mW/g

**IEEE 802.11b /802.11b Body Down Middle CH6/Zoom Scan (7x7x7)/Cube 0:**

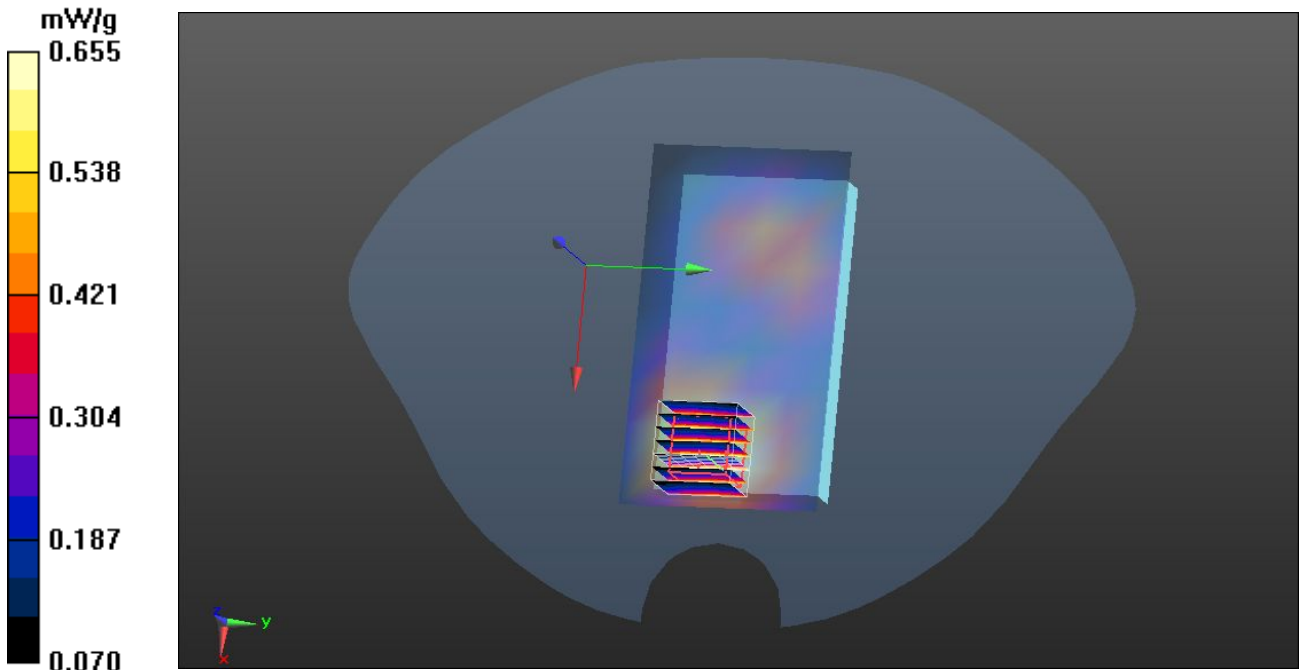
Measurement grid: dx=5mm, dy=5mm, dz=5mm

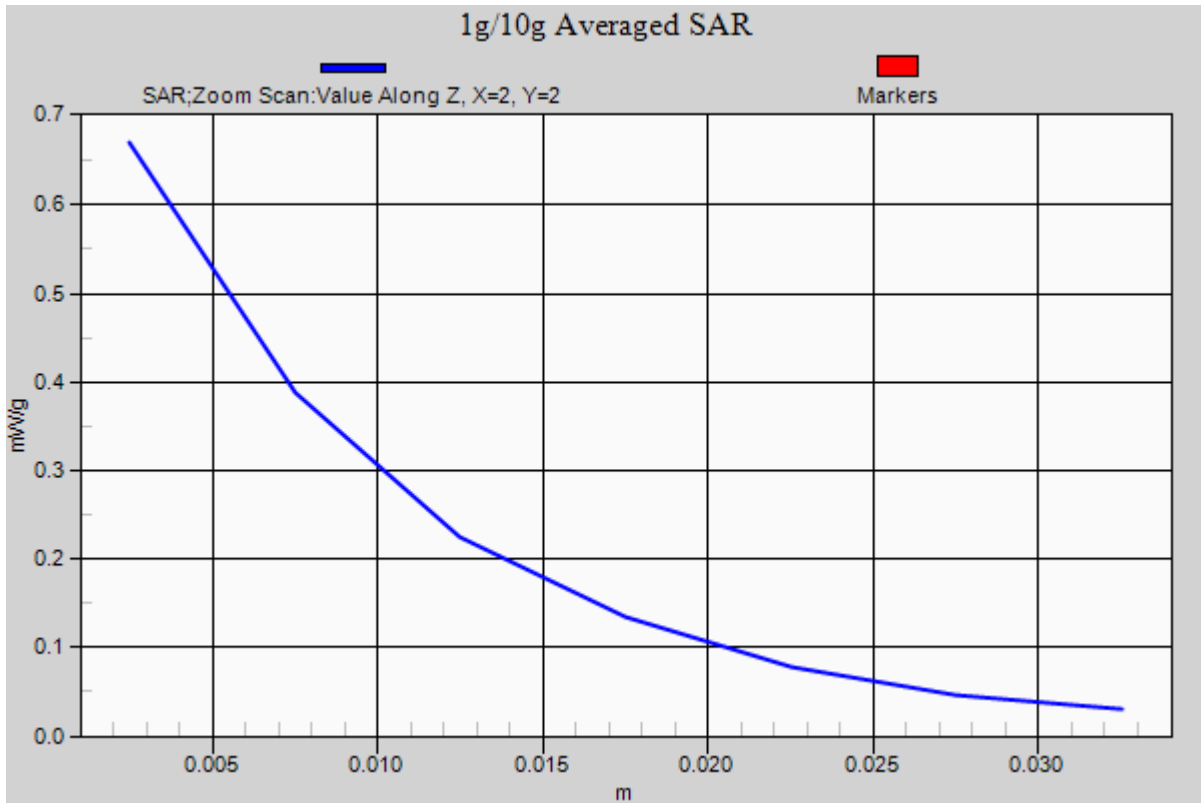
Reference Value = 12.621 V/m; Power Drift = 0.17 dB

Peak SAR (extrapolated) = 0.580 mW/g

**SAR(1 g) = 0.394 mW/g; SAR(10 g) = 0.272 mW/g**

Maximum value of SAR (measured) = 0.655 mW/g







Test Laboratory: Compliance Certification Services Inc.

July 16, 2012

**GSM 850-Body-Hotspot Up Middle CH190**

**DUT: GSM Mobile Phone; Type: Wicked; Serial: 358800020155249**

Communication System: Generic GSM; Communication System Band: GSM 850 (824.2 - 848.8 MHz);

Frequency: 824.2 MHz; Communication System PAR: 9.03 dB

Ambient: Temperature: 21 °C Relative humidity: 58% Liquid : Temperature: 20 °C

Medium parameters used (interpolated):  $f = 836.6$  MHz;  $\sigma = 0.969$  mho/m;  $\epsilon_r = 55.572$ ;  $\rho = 1000$  kg/m<sup>3</sup>

Phantom section: Flat Section

Measurement Standard: DASYS (IEEE/IEC/ANSI C63.19-2007)

DASY Configuration:

- Probe: EX3DV4 - SN3755; ConvF(9.07, 9.07, 9.07); Calibrated: 1/20/2012
- Sensor-Surface: 2.5mm (Mechanical Surface Detection)
- Electronics: DAE4 Sn1245; Calibrated: 1/11/2012
- Phantom: Twin SAM Phantom; Type: QD 000 P40 CD; Serial: 1609
- DASYS 52.8.0(692); SEMCAD X 14.6.4(4989)

**GSM850/ Up Middle CH190/Area Scan (51x81x1):**

Measurement grid: dx=15mm, dy=15mm

Maximum value of SAR (measured) = 0.402 mW/g

**GSM850/ Up Middle CH190/Zoom Scan (7x7x7)/Cube 0:**

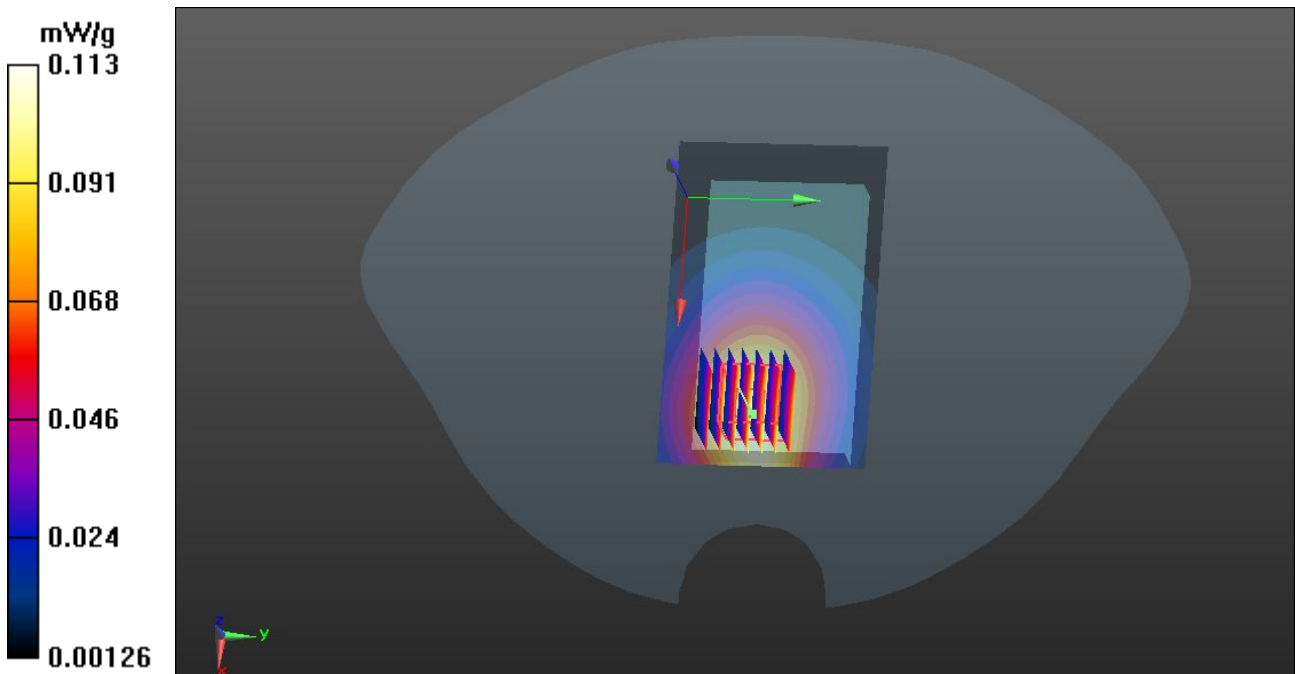
Measurement grid: dx=5mm, dy=5mm, dz=5mm

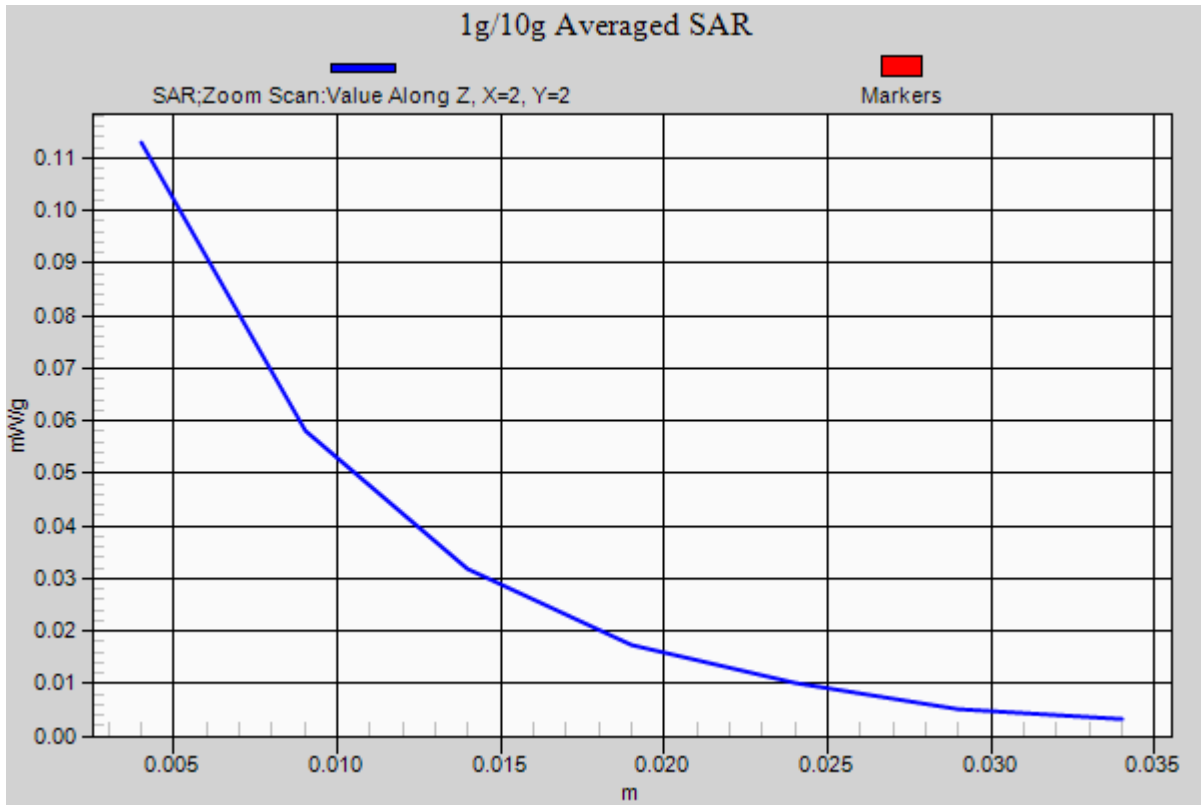
Reference Value = 4.921 V/m; Power Drift = 0.19 dB

Peak SAR (extrapolated) = 0.207 mW/g

**SAR(1 g) = 0.101 mW/g; SAR(10 g) = 0.053 mW/g**

Maximum value of SAR (measured) = 0.113 mW/g









Test Laboratory: Compliance Certification Services Inc.

July 16, 2012

**GSM 850-Body-Hotspot Down Middle CH190**

**DUT: GSM Mobile Phone; Type: Wicked; Serial: 358800020155249**

Communication System: Generic GSM; Communication System Band: GSM 850 (824.2 - 848.8 MHz);

Frequency: 836.6 MHz; Communication System PAR: 9.03 dB

Ambient: Temperature: 21 °C Relative humidity: 58% Liquid : Temperature: 20 °C

Medium parameters used (interpolated):  $f = 836.6$  MHz;  $\sigma = 0.969$  mho/m;  $\epsilon_r = 55.572$ ;  $\rho = 1000$  kg/m<sup>3</sup>

Phantom section: Flat Section

Measurement Standard: DASYS (IEEE/IEC/ANSI C63.19-2007)

DASY Configuration:

- Probe: EX3DV4 - SN3755; ConvF(9.07, 9.07, 9.07); Calibrated: 1/20/2012
- Sensor-Surface: 2.5mm (Mechanical Surface Detection)
- Electronics: DAE4 Sn1245; Calibrated: 1/11/2012
- Phantom: Twin SAM Phantom; Type: QD 000 P40 CD; Serial: 1609
- DASYS 52.8.0(692); SEMCAD X 14.6.4(4989)

**GSM850/ Down Middle CH190/Area Scan (51x81x1):**

Measurement grid: dx=15mm, dy=15mm

Maximum value of SAR (measured) = 0.568 mW/g

**GSM850/ Down Middle CH190/Zoom Scan (7x7x7)/Cube 0:**

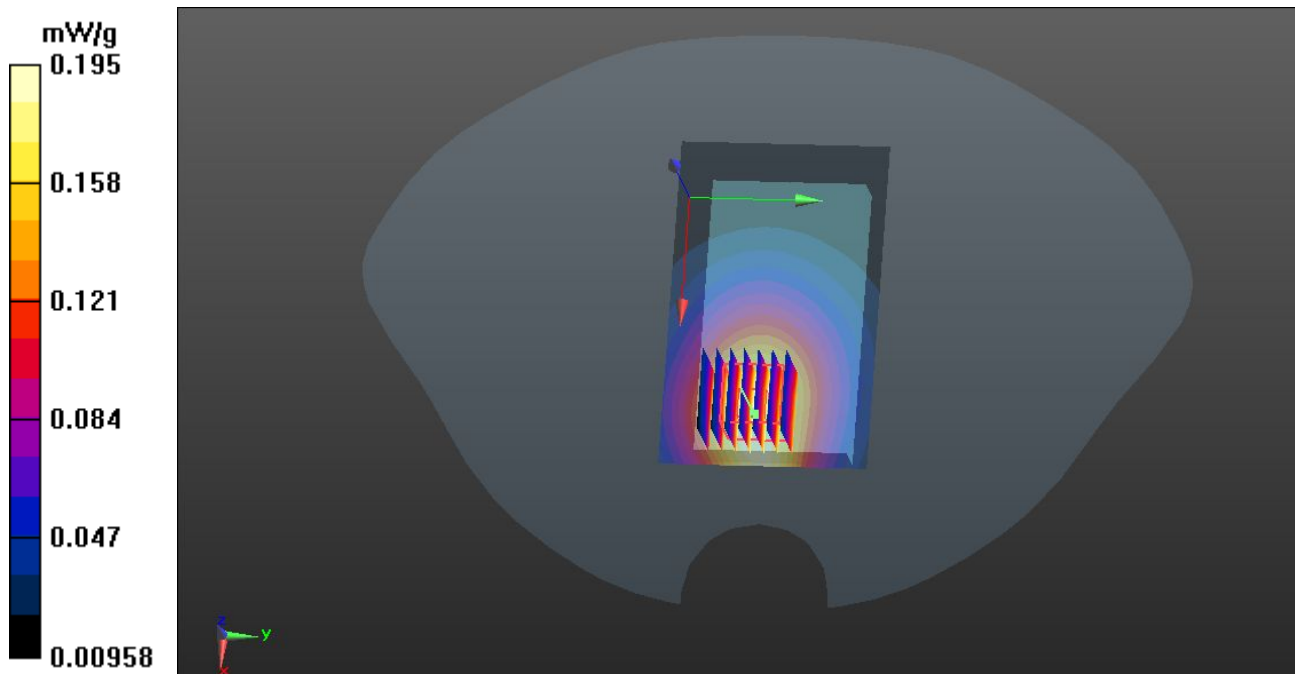
Measurement grid: dx=5mm, dy=5mm, dz=5mm

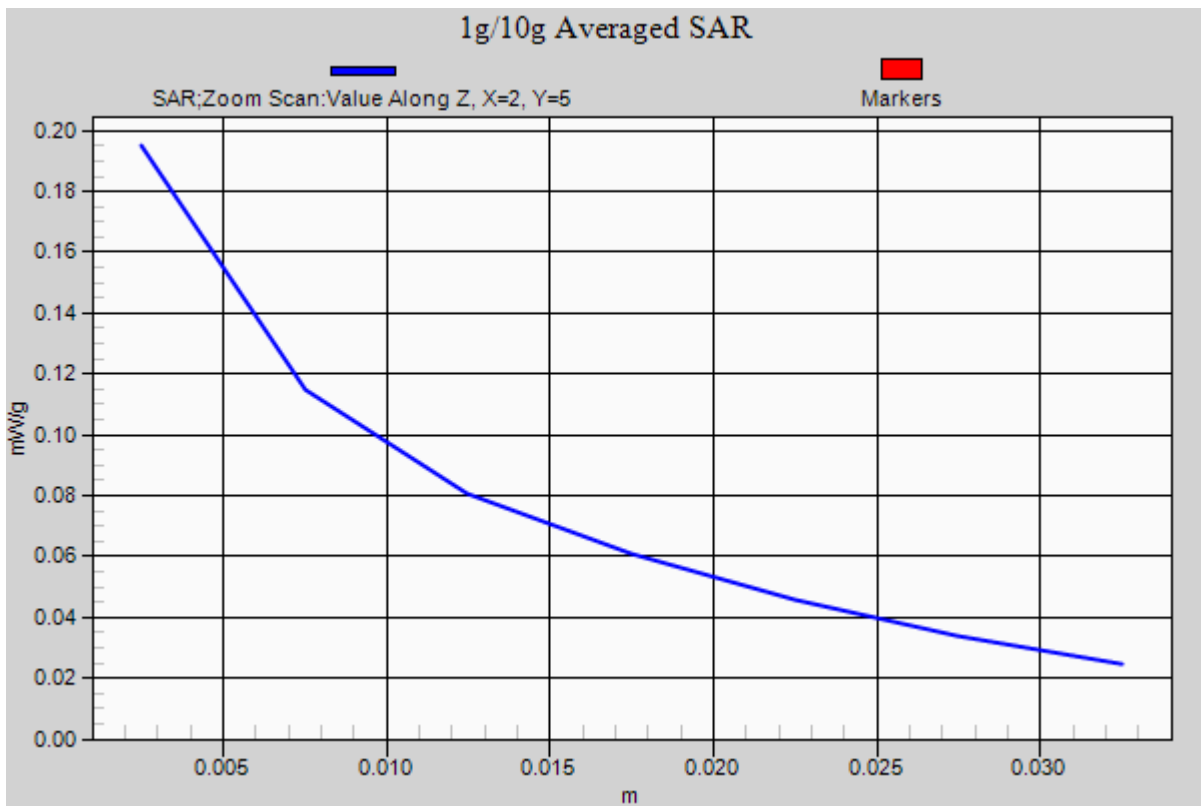
Reference Value = 5.414 V/m; Power Drift = -0.14 dB

Peak SAR (extrapolated) = 0.266 mW/g

**SAR(1 g) = 0.153 mW/g; SAR(10 g) = 0.102 mW/g**

Maximum value of SAR (measured) = 0.195 mW/g







Test Laboratory: Compliance Certification Services Inc.

July 16, 2012

**GSM 850-Body-Hotspot Bottom Middle CH190**

**DUT: GSM Mobile Phone; Type: Wicked; Serial: 358800020155249**

Communication System: Generic GSM; Communication System Band: GSM 850 (824.2 - 848.8 MHz);

Frequency: 848.6 MHz; Communication System PAR: 9.03 dB

Ambient: Temperature: 21 °C Relative humidity: 58% Liquid : Temperature: 20 °C

Medium parameters used (interpolated):  $f = 836.6$  MHz;  $\sigma = 0.969$  mho/m;  $\epsilon_r = 55.572$ ;  $\rho = 1000$  kg/m<sup>3</sup>

Phantom section: Flat Section

Measurement Standard: DASY5 (IEEE/IEC/ANSI C63.19-2007)

DASY Configuration:

- Probe: EX3DV4 - SN3755; ConvF(9.07, 9.07, 9.07); Calibrated: 1/20/2012
- Sensor-Surface: 2.5mm (Mechanical Surface Detection)
- Electronics: DAE4 Sn1245; Calibrated: 1/11/2012
- Phantom: Twin SAM Phantom; Type: QD 000 P40 CD; Serial: 1609
- DASY52 52.8.0(692); SEMCAD X 14.6.4(4989)

**GSM850/ Bottom Middle CH190/Area Scan (51x31x1):**

Measurement grid: dx=15mm, dy=15mm

Maximum value of SAR (measured) = 0.459 mW/g

**GSM850/ Bottom Middle CH190/Zoom Scan (7x7x7)/Cube 0:**

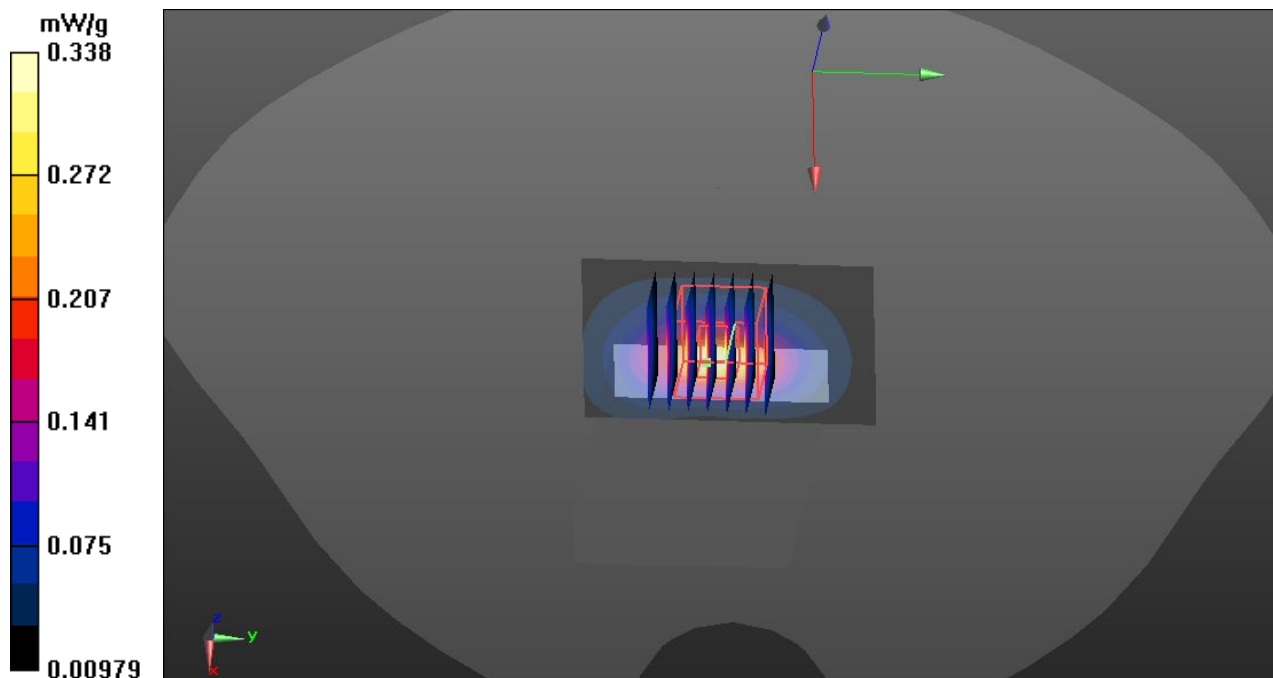
Measurement grid: dx=5mm, dy=5mm, dz=5mm

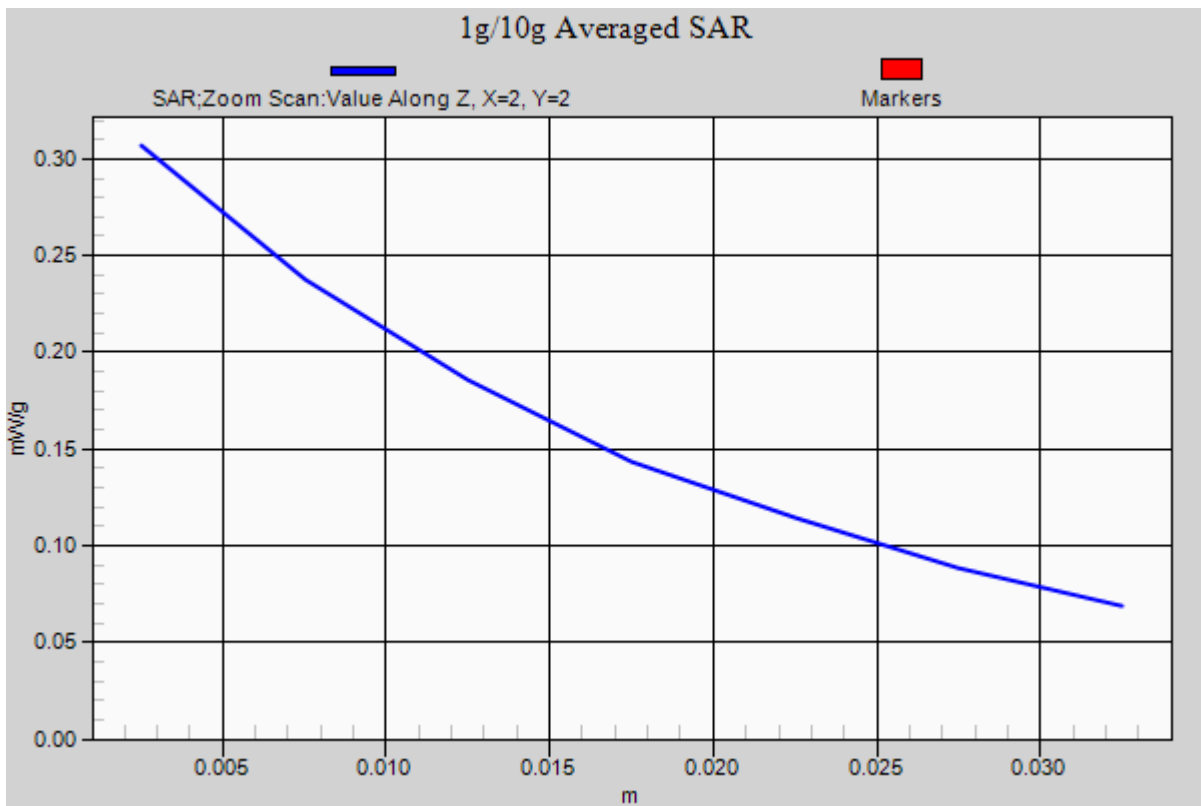
Reference Value = 6.903 V/m; Power Drift = 0.12 dB

Peak SAR (extrapolated) = 0.304 W/kg

**SAR(1 g) = 0.191 mW/g; SAR(10 g) = 0.102 mW/g**

Maximum value of SAR (measured) = 0.338 mW/g







Test Laboratory: Compliance Certification Services Inc.

July 16, 2012

**GSM 850-Body-Hotspot Right Middle CH190**

**DUT: GSM Mobile Phone; Type: Wicked; Serial: 358800020155249**

Communication System: Generic GSM; Communication System Band: GSM 850 (824.2 - 848.8 MHz);

Frequency: 848.6 MHz; Communication System PAR: 9.03 dB

Ambient: Temperature: 21 °C Relative humidity: 58% Liquid : Temperature: 20 °C

Medium parameters used (interpolated):  $f = 836.6$  MHz;  $\sigma = 0.969$  mho/m;  $\epsilon_r = 55.572$ ;  $\rho = 1000$  kg/m<sup>3</sup>

Phantom section: Flat Section

Measurement Standard: DASYS (IEEE/IEC/ANSI C63.19-2007)

DASY Configuration:

- Probe: EX3DV4 - SN3755; ConvF(9.07, 9.07, 9.07); Calibrated: 1/20/2012
- Sensor-Surface: 2.5mm (Mechanical Surface Detection)
- Electronics: DAE4 Sn1245; Calibrated: 1/11/2012
- Phantom: Twin SAM Phantom; Type: QD 000 P40 CD; Serial: 1609
- DASYS 52.8.0(692); SEMCAD X 14.6.4(4989)

**GSM850/ Right Middle CH190/Area Scan (81x31x1):**

Measurement grid: dx=15mm, dy=15mm

Maximum value of SAR (measured) = 0.214 mW/g

**GSM850/ Right Middle CH190/Zoom Scan (7x7x7)/Cube 0:**

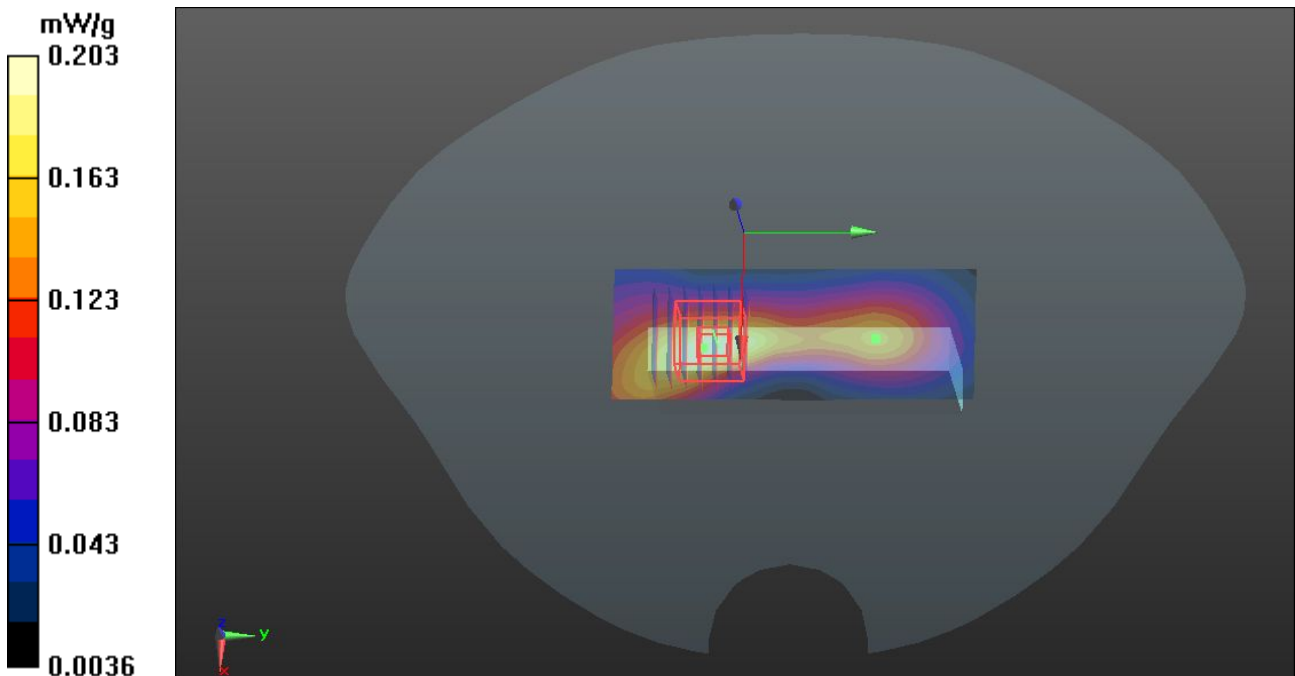
Measurement grid: dx=5mm, dy=5mm, dz=5mm

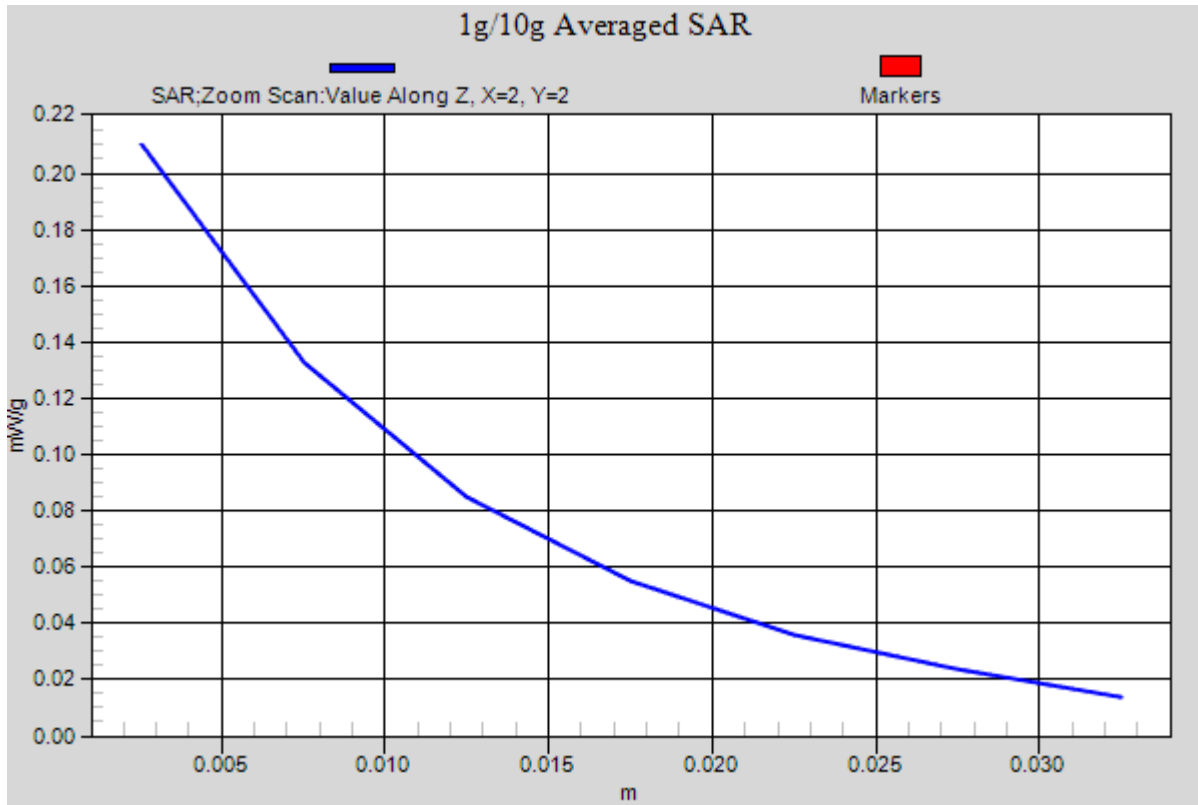
Reference Value = 6.414 V/m; Power Drift = -0.14 dB

Peak SAR (extrapolated) = 0.166 mW/g

**SAR(1 g) = 0.142 mW/g; SAR(10 g) = 0.097 mW/g**

Maximum value of SAR (measured) = 0.203 mW/g







Test Laboratory: Compliance Certification Services Inc.

July 16, 2012

**GSM 850-Body-Hotspot Left Middle CH190**

**DUT: GSM Mobile Phone; Type: Wicked; Serial: 358800020155249**

Communication System: Generic GSM; Communication System Band: GSM 850 (824.2 - 848.8 MHz);

Frequency: 848.6 MHz; Communication System PAR: 9.03 dB

Ambient: Temperature: 21 °C Relative humidity: 58% Liquid : Temperature: 20 °C

Medium parameters used (interpolated):  $f = 836.6$  MHz;  $\sigma = 0.969$  mho/m;  $\epsilon_r = 55.572$ ;  $\rho = 1000$  kg/m<sup>3</sup>

Phantom section: Flat Section

Measurement Standard: DASYS (IEEE/IEC/ANSI C63.19-2007)

DASY Configuration:

- Probe: EX3DV4 - SN3755; ConvF(9.07, 9.07, 9.07); Calibrated: 1/20/2012
- Sensor-Surface: 2.5mm (Mechanical Surface Detection)
- Electronics: DAE4 Sn1245; Calibrated: 1/11/2012
- Phantom: Twin SAM Phantom; Type: QD 000 P40 CD; Serial: 1609
- DASYS 52.8.0(692); SEMCAD X 14.6.4(4989)

**GSM850/ Left Middle CH190/Area Scan (81x31x1):**

Measurement grid: dx=15mm, dy=15mm

Maximum value of SAR (measured) = 0.200 mW/g

**GSM850/ Left Middle CH190/Zoom Scan (7x7x7)/Cube 0:**

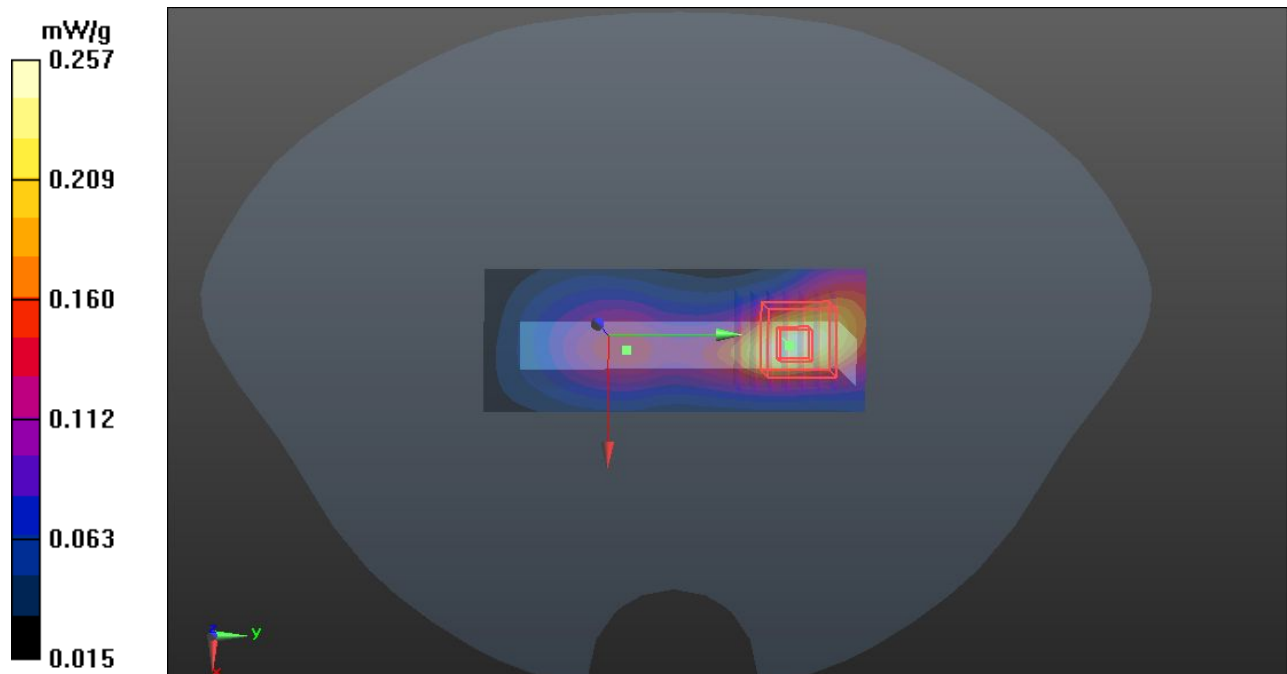
Measurement grid: dx=5mm, dy=5mm, dz=5mm

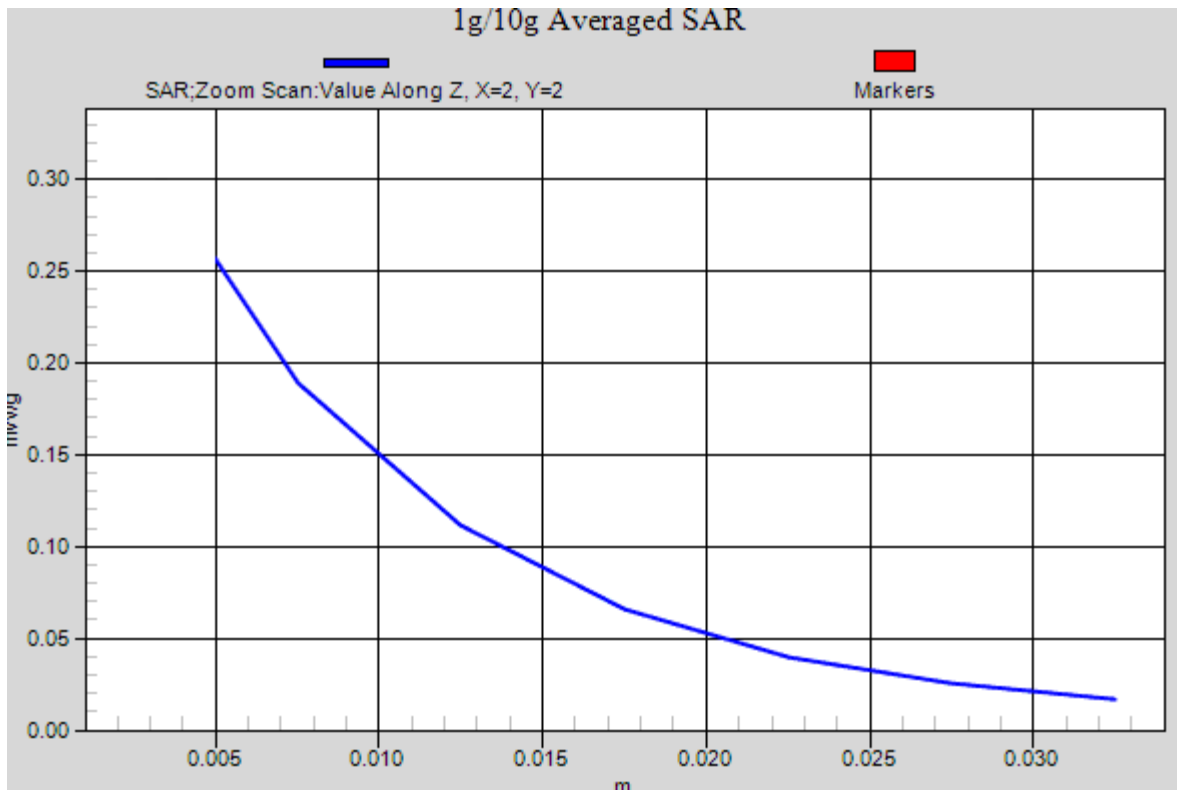
Reference Value = 6.376 V/m; Power Drift = -0.09 dB

Peak SAR (extrapolated) = 0.263 mW/g

**SAR(1 g) = 0.192 mW/g; SAR(10 g) = 0.125 mW/g**

Maximum value of SAR (measured) = 0.257 mW/g









Test Laboratory: Compliance Certification Services Inc.

July 16, 2012

**GPRS850-Body-Hotspot Up Middle CH190**

**DUT: GSM Mobile Phone; Type: Wicked; Serial: 358800020155249**

Communication System: GPRS; Communication System Band: GPRS850 (824.2 - 848.8 MHz);

Frequency: 824.2 MHz; Communication System PAR: 3.01 dB

Ambient: Temperature: 21 °C Relative humidity: 58% Liquid : Temperature: 20 °C

Medium parameters used (interpolated):  $f = 836.6$  MHz;  $\sigma = 0.969$  mho/m;  $\epsilon_r = 55.572$ ;  $\rho = 1000$  kg/m<sup>3</sup>

Phantom section: Flat Section

Measurement Standard: DASYS (IEEE/IEC/ANSI C63.19-2007)

DASY Configuration:

- Probe: EX3DV4 - SN3755; ConvF(9.07, 9.07, 9.07); Calibrated: 1/20/2012
- Sensor-Surface: 2.5mm (Mechanical Surface Detection)
- Electronics: DAE4 Sn1245; Calibrated: 1/11/2012
- Phantom: Twin SAM Phantom; Type: QD 000 P40 CD; Serial: 1609
- DASY52 52.8.0(692); SEMCAD X 14.6.4(4989)

**GPRS850/ Up Middle CH190/Area Scan (51x81x1):**

Measurement grid: dx=15mm, dy=15mm

Maximum value of SAR (measured) = 0.402 mW/g

**GPRS850/ Up Middle CH190/Zoom Scan (7x7x7)/Cube 0:**


Measurement grid: dx=5mm, dy=5mm, dz=5mm

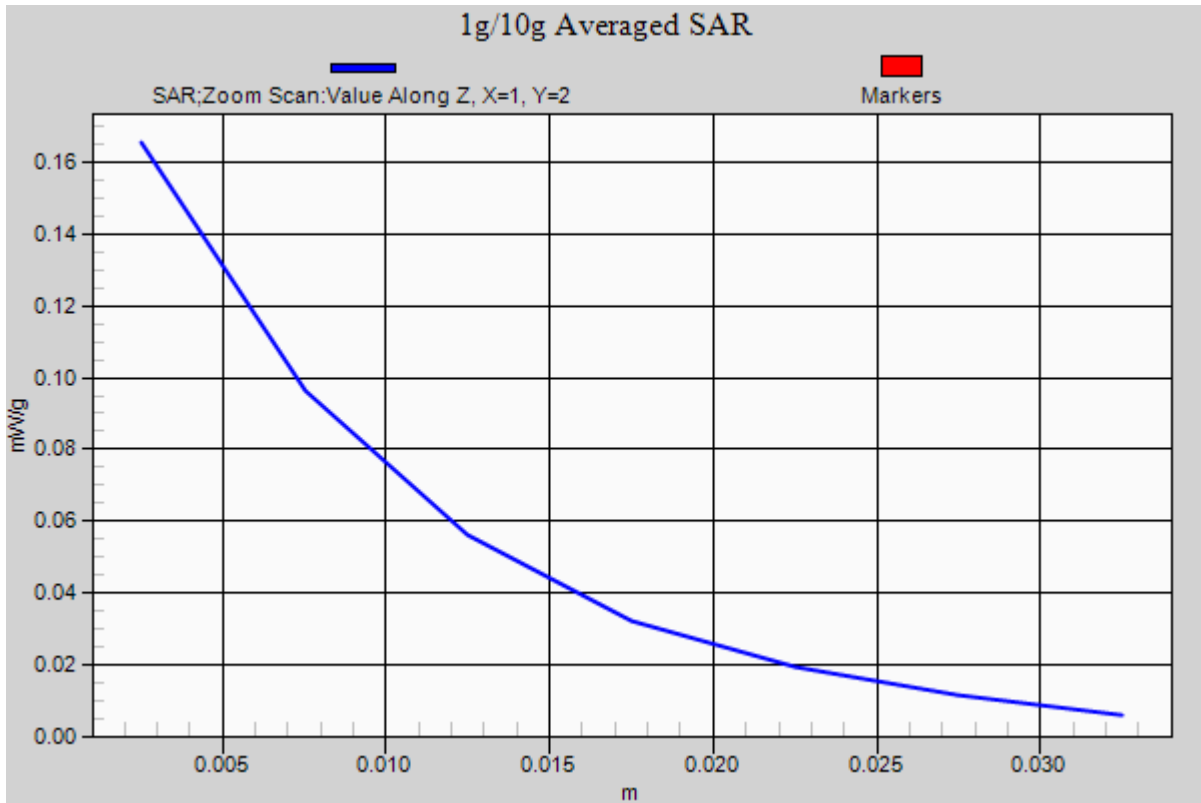
Reference Value = 4.378 V/m; Power Drift = 0.08 dB

Peak SAR (extrapolated) = 0.224 mW/g

**SAR(1 g) = 0.130 mW/g; SAR(10 g) = 0.076 mW/g**

Maximum value of SAR (measured) = 0.166 mW/g







Test Laboratory: Compliance Certification Services Inc.

July 16, 2012

**GPRS850-Body-Hotspot Down Middle CH190**

**DUT: GSM Mobile Phone; Type: Wicked; Serial: 358800020155249**

Communication System: GPRS; Communication System Band: GPRS850 (824.2 - 848.8 MHz);

Frequency: 836.6 MHz; Communication System PAR: 3.01 dB

Ambient: Temperature: 21 °C Relative humidity: 58% Liquid : Temperature: 20 °C

Medium parameters used (interpolated):  $f = 836.6$  MHz;  $\sigma = 0.969$  mho/m;  $\epsilon_r = 55.572$ ;  $\rho = 1000$  kg/m<sup>3</sup>

Phantom section: Flat Section

Measurement Standard: DASY5 (IEEE/IEC/ANSI C63.19-2007)

DASY Configuration:

- Probe: EX3DV4 - SN3755; ConvF(9.07, 9.07, 9.07); Calibrated: 1/20/2012
- Sensor-Surface: 2.5mm (Mechanical Surface Detection)
- Electronics: DAE4 Sn1245; Calibrated: 1/11/2012
- Phantom: Twin SAM Phantom; Type: QD 000 P40 CD; Serial: 1609
- DASY52 52.8.0(692); SEMCAD X 14.6.4(4989)

**GPRS850/ Down Middle CH190/Area Scan (51x81x1):**

Measurement grid: dx=15mm, dy=15mm

Maximum value of SAR (measured) = 0.498 mW/g

**GPRS850/ Down Middle CH190/Zoom Scan (7x7x7)/Cube 0:**

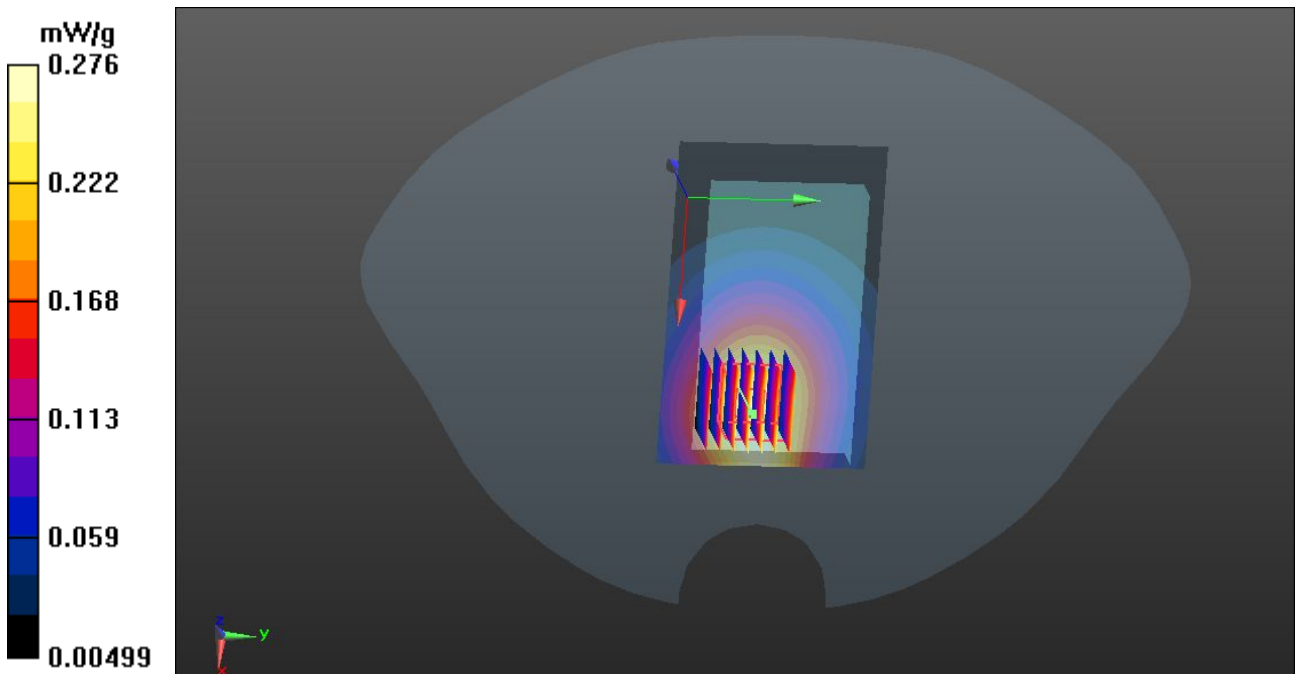
Measurement grid: dx=5mm, dy=5mm, dz=5mm

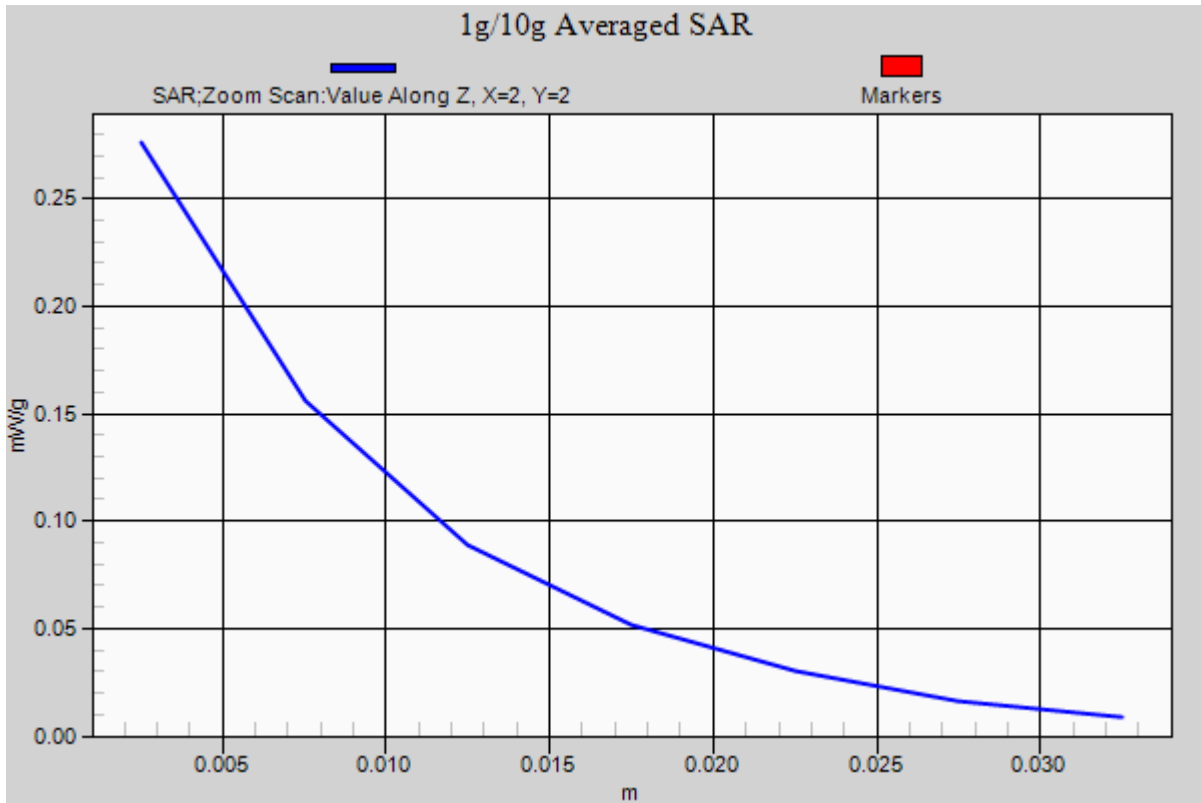
Reference Value = 7.079 V/m; Power Drift = 0.10 dB

Peak SAR (extrapolated) = 0.378 mW/g

**SAR(1 g) = 0.217 mW/g; SAR(10 g) = 0.124 mW/g**

Maximum value of SAR (measured) = 0.276 mW/g







Test Laboratory: Compliance Certification Services Inc.

July 16, 2012

**GPRS850-Body-Hotspot Bottom Middle CH190**

**DUT: GSM Mobile Phone; Type: Wicked; Serial: 358800020155249**

Communication System: GPRS; Communication System Band: GPRS850 (824.2 - 848.8 MHz);

Frequency: 848.6 MHz; Communication System PAR: 3.01 dB

Ambient: Temperature: 21 °C Relative humidity: 58% Liquid : Temperature: 20 °C

Medium parameters used (interpolated):  $f = 836.6$  MHz;  $\sigma = 0.969$  mho/m;  $\epsilon_r = 55.572$ ;  $\rho = 1000$  kg/m<sup>3</sup>

Phantom section: Flat Section

Measurement Standard: DASYS (IEEE/IEC/ANSI C63.19-2007)

DASY Configuration:

- Probe: EX3DV4 - SN3755; ConvF(9.07, 9.07, 9.07); Calibrated: 1/20/2012
- Sensor-Surface: 2.5mm (Mechanical Surface Detection)
- Electronics: DAE4 Sn1245; Calibrated: 1/11/2012
- Phantom: Twin SAM Phantom; Type: QD 000 P40 CD; Serial: 1609
- DASYS 52.8.0(692); SEMCAD X 14.6.4(4989)

**GPRS850/ Bottom Middle CH190/Area Scan (51x31x1):**

Measurement grid: dx=15mm, dy=15mm

Maximum value of SAR (measured) = 0.471 mW/g

**GPRS850/ Bottom Middle CH190/Zoom Scan (7x7x7)/Cube 0:**

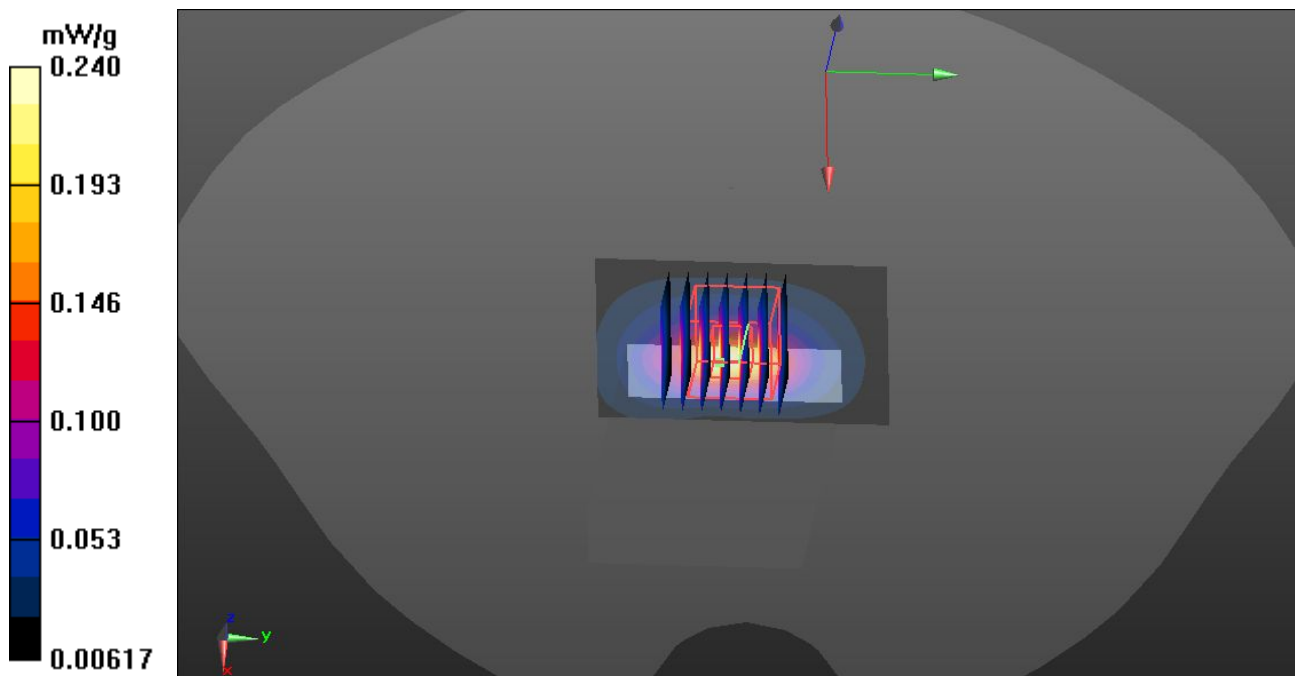
Measurement grid: dx=5mm, dy=5mm, dz=5mm

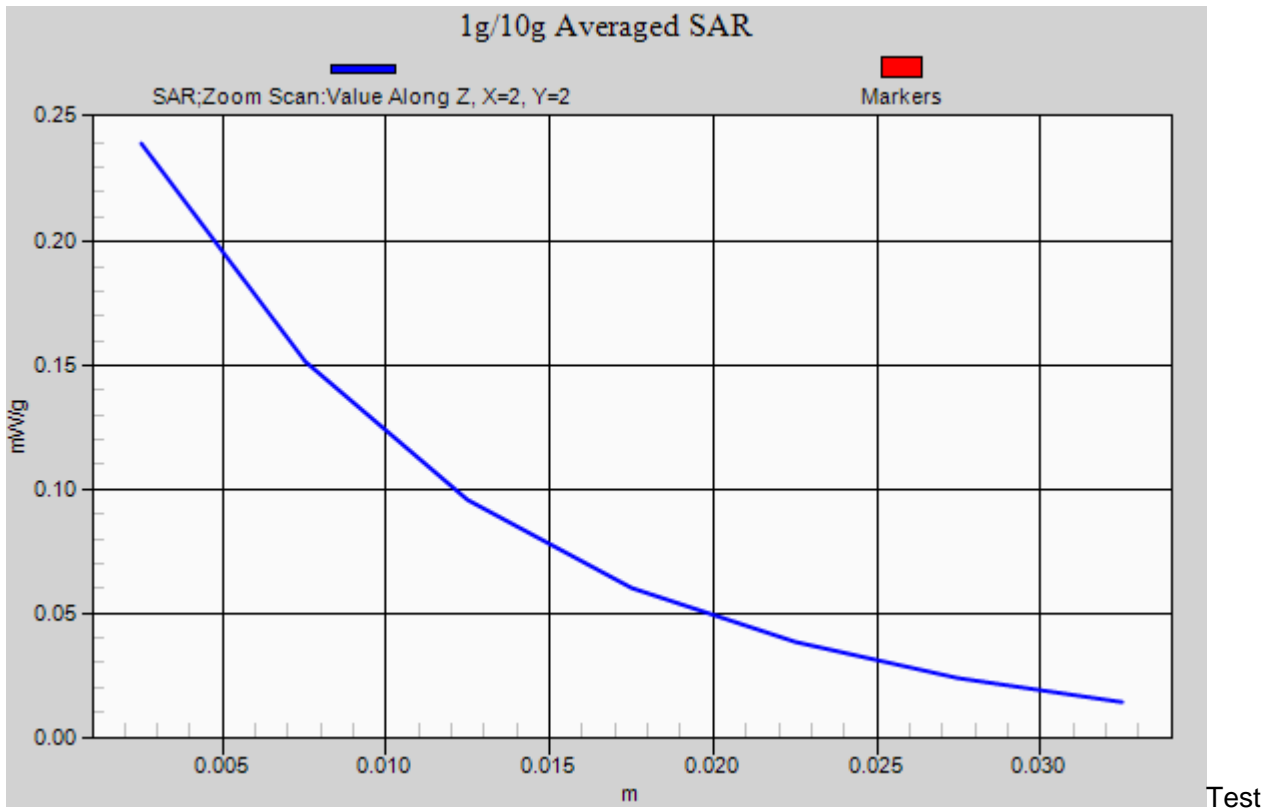
Reference Value = 7.644 V/m; Power Drift = -0.17 dB

Peak SAR (extrapolated) = 0.301 mW/g

**SAR(1 g) = 0.193 mW/g; SAR(10 g) = 0.120 mW/g**

Maximum value of SAR (measured) = 0.240 mW/g







Laboratory: Compliance Certification Services Inc.

July 16, 2012

**GPRS850-Body-Hotspot Right Middle CH190**

**DUT: GSM Mobile Phone; Type: Wicked; Serial: 358800020155249**

Communication System: GPRS; Communication System Band: GPRS850 (824.2 - 848.8 MHz);

Frequency: 848.6 MHz; Communication System PAR: 3.01 dB

Ambient: Temperature: 21 °C Relative humidity: 58% Liquid : Temperature: 20 °C

Medium parameters used (interpolated):  $f = 836.6$  MHz;  $\sigma = 0.969$  mho/m;  $\epsilon_r = 55.572$ ;  $\rho = 1000$  kg/m<sup>3</sup>

Phantom section: Flat Section

Measurement Standard: DASYS (IEEE/IEC/ANSI C63.19-2007)

DASY Configuration:

- Probe: EX3DV4 - SN3755; ConvF(9.07, 9.07, 9.07); Calibrated: 1/20/2012
- Sensor-Surface: 2.5mm (Mechanical Surface Detection)
- Electronics: DAE4 Sn1245; Calibrated: 1/11/2012
- Phantom: Twin SAM Phantom; Type: QD 000 P40 CD; Serial: 1609
- DASYS 52.8.0(692); SEMCAD X 14.6.4(4989)

**GPRS850/ Right Middle CH190/Area Scan (81x31x1):**

Measurement grid: dx=15mm, dy=15mm

Maximum value of SAR (measured) = 0.221 mW/g

**GPRS850/ Right Middle CH190/Zoom Scan (7x7x7)/Cube 0:**

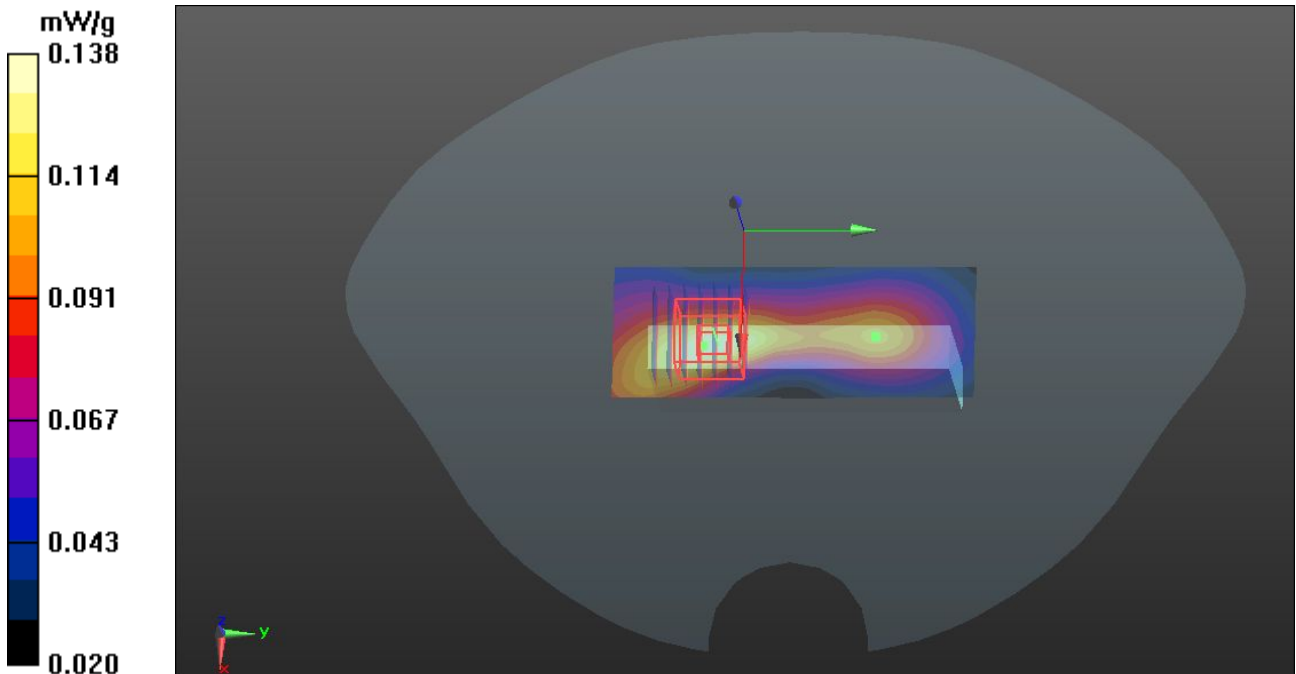
Measurement grid: dx=5mm, dy=5mm, dz=5mm

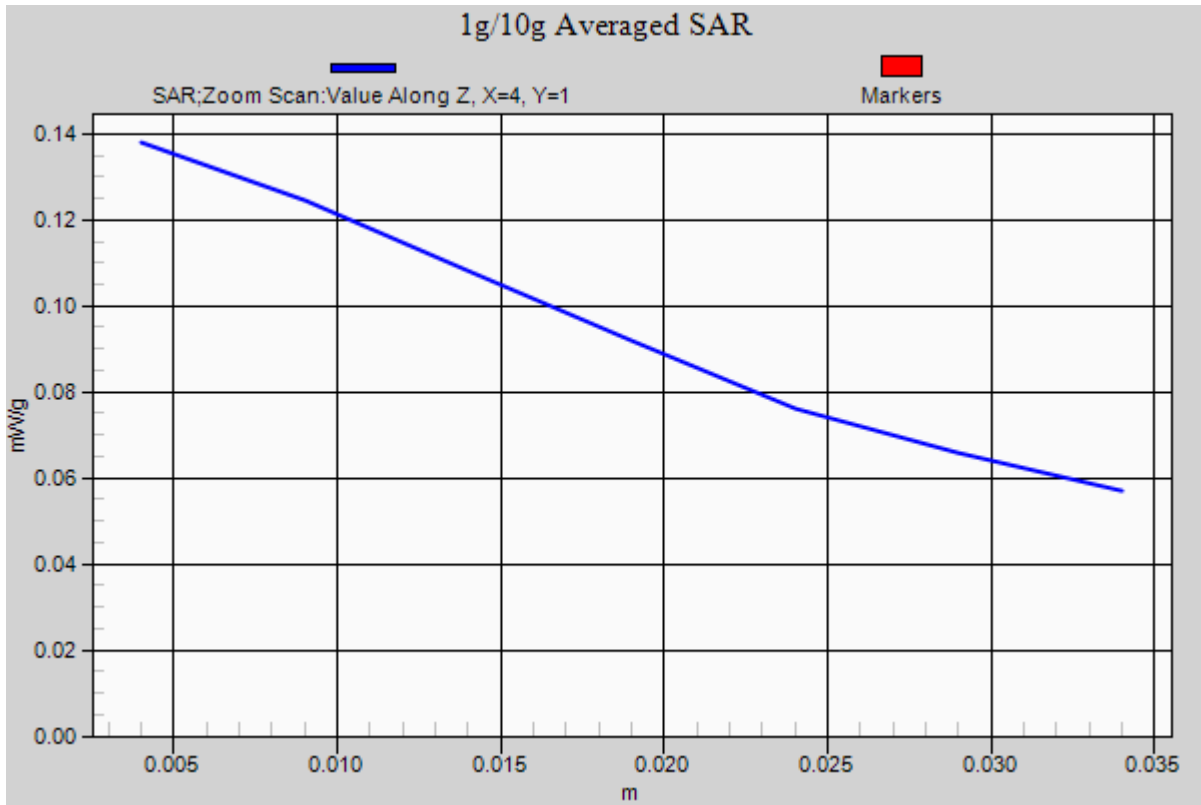
Reference Value = 5.005 V/m; Power Drift = -0.09 dB

Peak SAR (extrapolated) = 0.130 mW/g

**SAR(1 g) = 0.122 mW/g; SAR(10 g) = 0.106 mW/g**

Maximum value of SAR (measured) = 0.138 mW/g









Test Laboratory: Compliance Certification Services Inc.

July 16, 2012

**GPRS850-Body-Hotspot Left Middle CH190**

**DUT: GSM Mobile Phone; Type: Wicked; Serial: 358800020155249**

Communication System: GPRS; Communication System Band: GPRS850 (824.2 - 848.8 MHz);

Frequency: 848.6 MHz; Communication System PAR: 3.01 dB

Ambient: Temperature: 21 °C Relative humidity: 58% Liquid : Temperature: 20 °C

Medium parameters used (interpolated):  $f = 836.6$  MHz;  $\sigma = 0.969$  mho/m;  $\epsilon_r = 55.572$ ;  $\rho = 1000$  kg/m<sup>3</sup>

Phantom section: Flat Section

Measurement Standard: DASYS (IEEE/IEC/ANSI C63.19-2007)

DASY Configuration:

- Probe: EX3DV4 - SN3755; ConvF(9.07, 9.07, 9.07); Calibrated: 1/20/2012
- Sensor-Surface: 2.5mm (Mechanical Surface Detection)
- Electronics: DAE4 Sn1245; Calibrated: 1/11/2012
- Phantom: Twin SAM Phantom; Type: QD 000 P40 CD; Serial: 1609
- DASYS 52.8.0(692); SEMCAD X 14.6.4(4989)

**GPRS850/ Left Middle CH190/Area Scan (81x31x1):**

Measurement grid: dx=15mm, dy=15mm

Maximum value of SAR (measured) = 0.322 mW/g

**GPRS850/ Left Middle CH190/Zoom Scan (7x7x7)/Cube 0:**

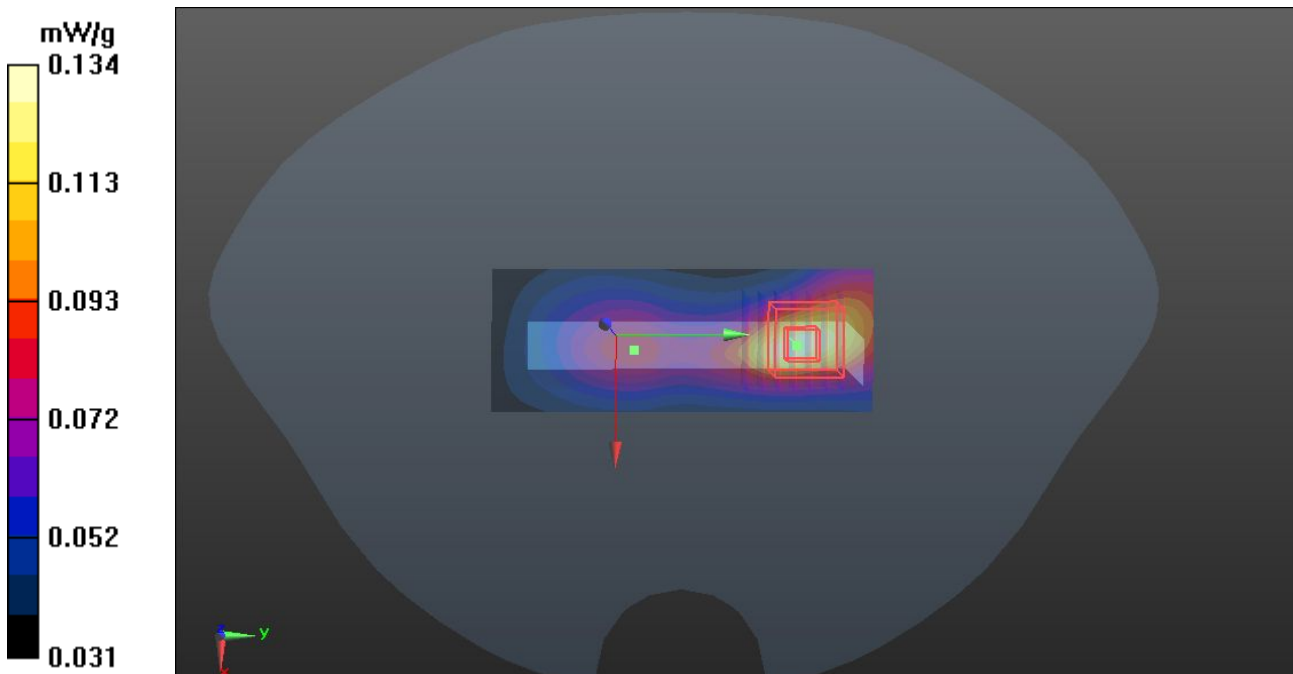
Measurement grid: dx=5mm, dy=5mm, dz=5mm

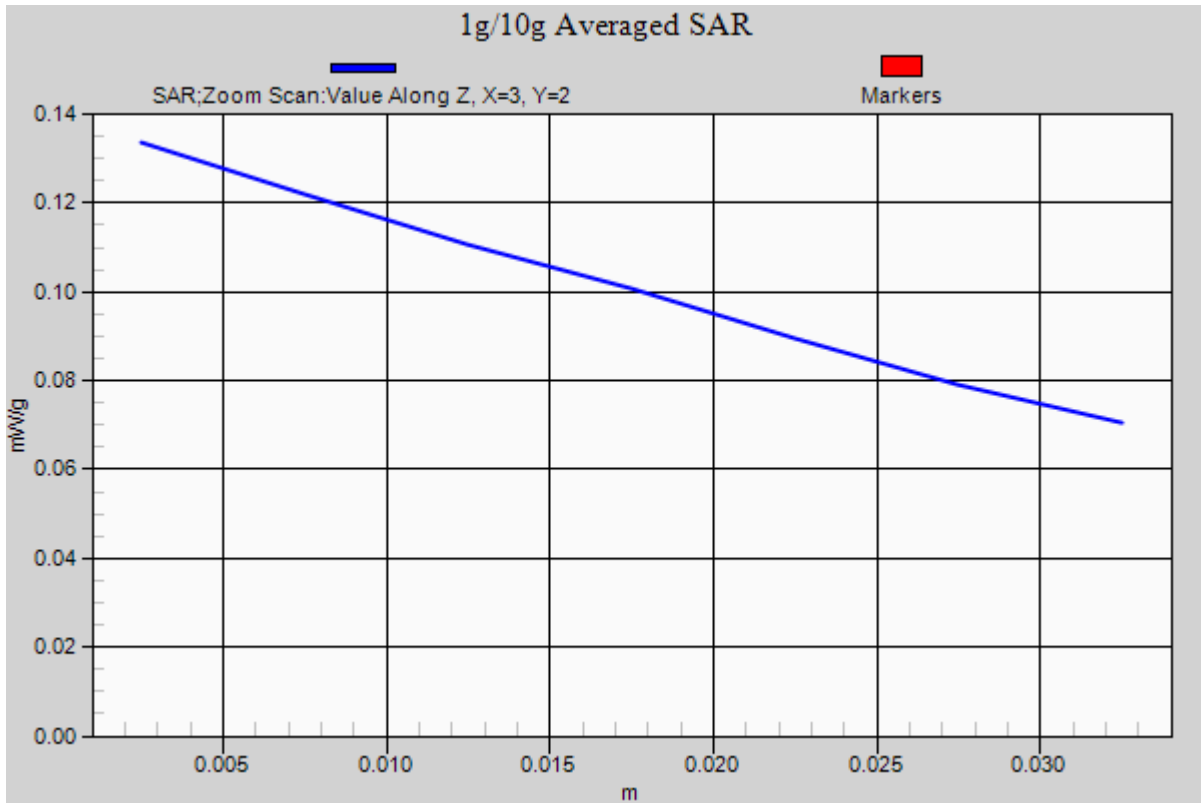
Reference Value = 4.297 V/m; Power Drift = 0.03 dB

Peak SAR (extrapolated) = 0.141 mW/g

**SAR(1 g) = 0.120 mW/g; SAR(10 g) = 0.102 mW/g**

Maximum value of SAR (measured) = 0.134 mW/g







Test Laboratory: Compliance Certification Services Inc.

July 16, 2012

**EDGE850-Body-Hotspot Up Middle CH190**

**DUT: GSM Mobile Phone; Type: Wicked; Serial: 358800020155249**

Communication System: Generic EDGE; Communication System Band: EDGE850 (824.2 - 848.8 MHz);  
Frequency: 824.2 MHz; Communication System PAR: 3.01 dB

Ambient: Temperature: 21 °C Relative humidity: 58% Liquid : Temperature: 20 °C

Medium parameters used (interpolated):  $f = 836.6$  MHz;  $\sigma = 0.969$  mho/m;  $\epsilon_r = 55.572$ ;  $\rho = 1000$  kg/m<sup>3</sup>

Phantom section: Flat Section

Measurement Standard: DASYS (IEEE/IEC/ANSI C63.19-2007)

DASY Configuration:

- Probe: EX3DV4 - SN3755; ConvF(9.07, 9.07, 9.07); Calibrated: 1/20/2012
- Sensor-Surface: 2.5mm (Mechanical Surface Detection)
- Electronics: DAE4 Sn1245; Calibrated: 1/11/2012
- Phantom: Twin SAM Phantom; Type: QD 000 P40 CD; Serial: 1609
- DASY52 52.8.0(692); SEMCAD X 14.6.4(4989)

**EDGE850/ Up Middle CH190/Area Scan (51x81x1):**

Measurement grid: dx=15mm, dy=15mm

Maximum value of SAR (measured) = 0.442 mW/g

**EDGE850/ Up Middle CH190/Zoom Scan (7x7x7)/Cube 0:**

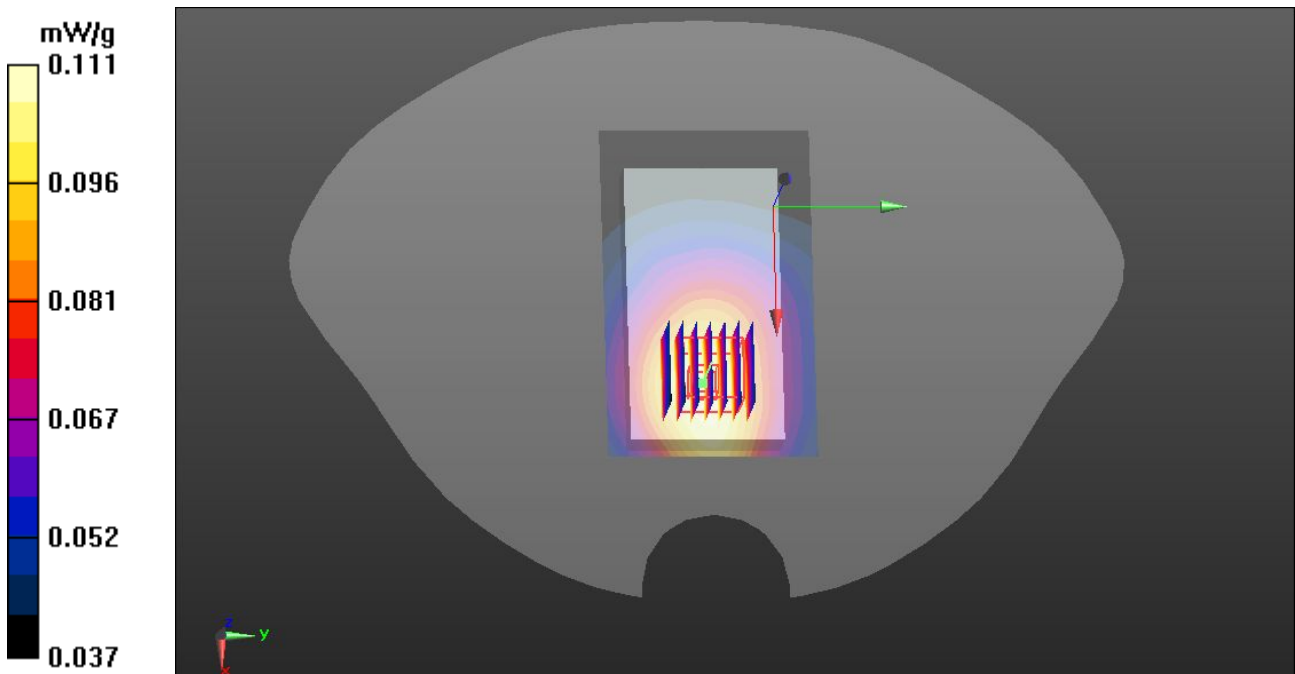
Measurement grid: dx=5mm, dy=5mm, dz=5mm

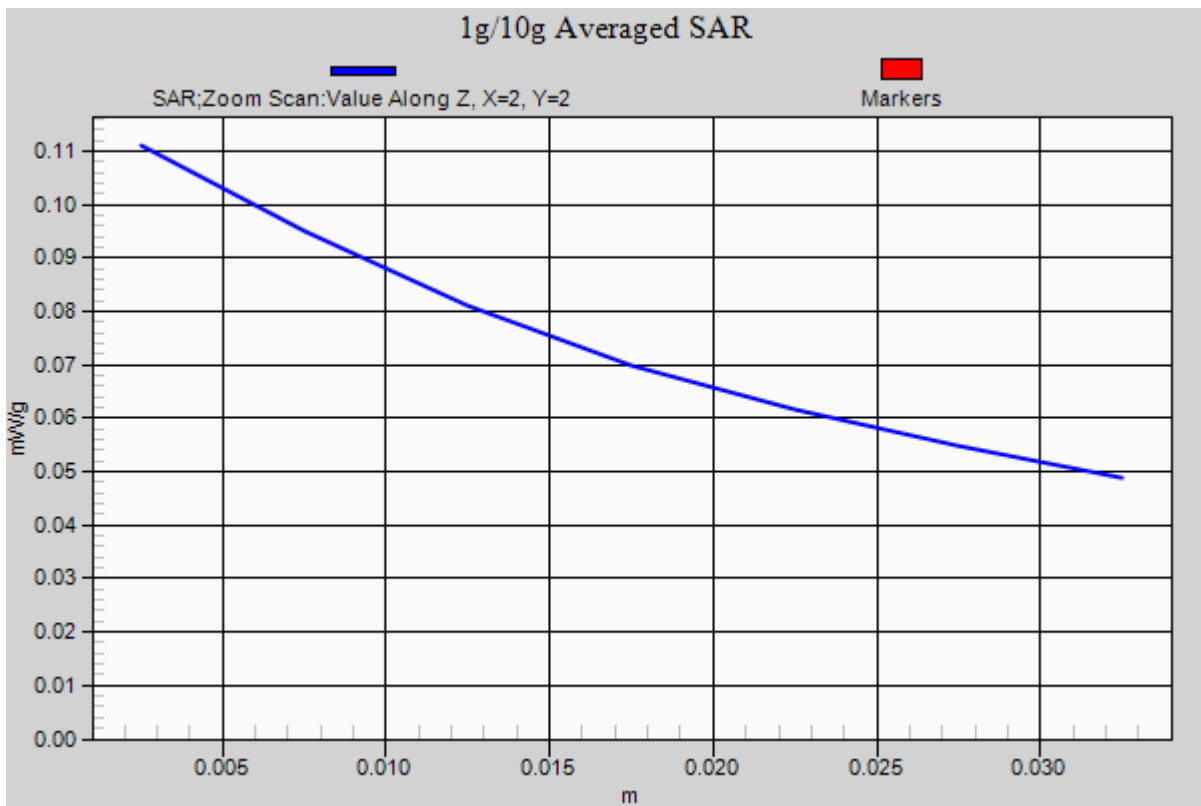
Reference Value = 4.928 V/m; Power Drift = -0.15 dB

Peak SAR (extrapolated) = 0.119 mW/g

**SAR(1 g) = 0.102 mW/g; SAR(10 g) = 0.085 mW/g**

Maximum value of SAR (measured) = 0.111 mW/g







Test Laboratory: Compliance Certification Services Inc.

July 16, 2012

**EDGE850-Body-Hotspot Down Middle CH190**

**DUT: GSM Mobile Phone; Type: Wicked; Serial: 358800020155249**

Communication System: Generic EDGE; Communication System Band: EDGE850 (824.2 - 848.8 MHz);

Frequency: 836.6 MHz; Communication System PAR: 3.01 dB

Ambient: Temperature: 21 °C Relative humidity: 58% Liquid : Temperature: 20 °C

Medium parameters used (interpolated):  $f = 836.6$  MHz;  $\sigma = 0.969$  mho/m;  $\epsilon_r = 55.572$ ;  $\rho = 1000$  kg/m<sup>3</sup>

Phantom section: Flat Section

Measurement Standard: DASYS (IEEE/IEC/ANSI C63.19-2007)

DASY Configuration:

- Probe: EX3DV4 - SN3755; ConvF(9.07, 9.07, 9.07); Calibrated: 1/20/2012
- Sensor-Surface: 2.5mm (Mechanical Surface Detection)
- Electronics: DAE4 Sn1245; Calibrated: 1/11/2012
- Phantom: Twin SAM Phantom; Type: QD 000 P40 CD; Serial: 1609
- DASYS 52.8.0(692); SEMCAD X 14.6.4(4989)

**EDGE850/ Down Middle CH190/Area Scan (51x81x1):**

Measurement grid: dx=15mm, dy=15mm

Maximum value of SAR (measured) = 0.568 mW/g

**EDGE850/ Down Middle CH190/Zoom Scan (7x7x7)/Cube 0:**

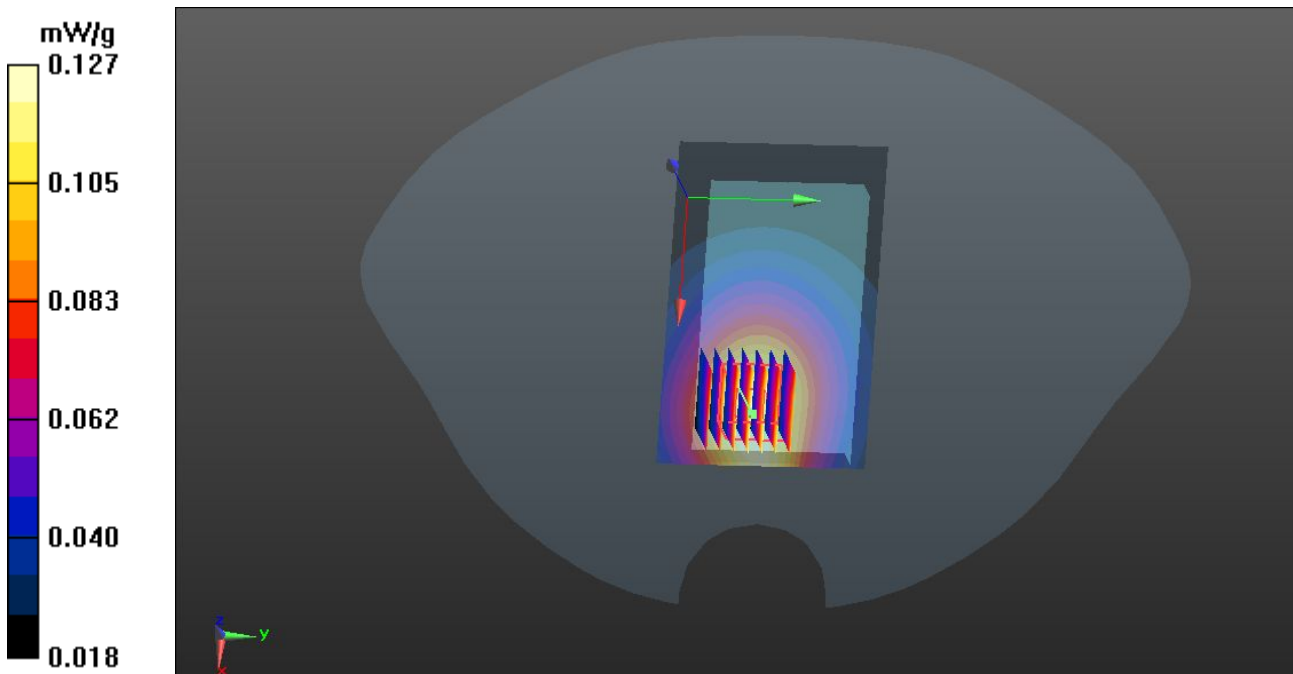
Measurement grid: dx=5mm, dy=5mm, dz=5mm

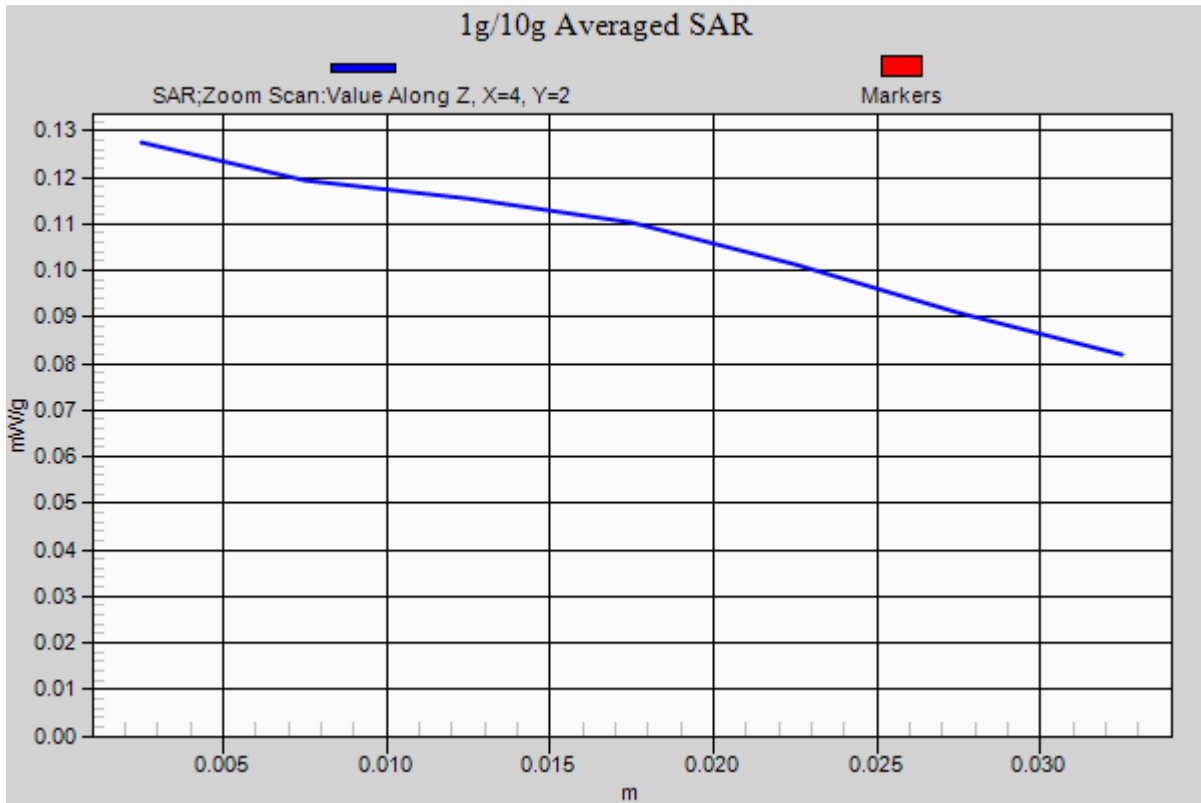
Reference Value = 5.560 V/m; Power Drift = -0.07 dB

Peak SAR (extrapolated) = 0.134 mW/g

**SAR(1 g) = 0.116 mW/g; SAR(10 g) = 0.097 mW/g**

Maximum value of SAR (measured) = 0.127 mW/g







Test Laboratory: Compliance Certification Services Inc.

July 16, 2012

**EDGE850-Body-Hotspot Bottom Middle CH190**

**DUT: GSM Mobile Phone; Type: Wicked; Serial: 358800020155249**

Communication System: Generic EDGE; Communication System Band: EDGE850 (824.2 - 848.8 MHz);

Frequency: 848.6 MHz; Communication System PAR: 3.01 dB

Ambient: Temperature: 21 °C Relative humidity: 58% Liquid : Temperature: 20 °C

Medium parameters used (interpolated):  $f = 836.6$  MHz;  $\sigma = 0.969$  mho/m;  $\epsilon_r = 55.572$ ;  $\rho = 1000$  kg/m<sup>3</sup>

Phantom section: Flat Section

Measurement Standard: DASYS (IEEE/IEC/ANSI C63.19-2007)

DASY Configuration:

- Probe: EX3DV4 - SN3755; ConvF(9.07, 9.07, 9.07); Calibrated: 1/20/2012
- Sensor-Surface: 2.5mm (Mechanical Surface Detection)
- Electronics: DAE4 Sn1245; Calibrated: 1/11/2012
- Phantom: Twin SAM Phantom; Type: QD 000 P40 CD; Serial: 1609
- DASYS 52.8.0(692); SEMCAD X 14.6.4(4989)

**EDGE850/ Bottom Middle CH190/Area Scan (51x81x1):**

Measurement grid: dx=15mm, dy=15mm

Maximum value of SAR (measured) = 0.441 mW/g

**EDGE850/ Bottom Middle CH190/Zoom Scan (7x7x7)/Cube 0:**

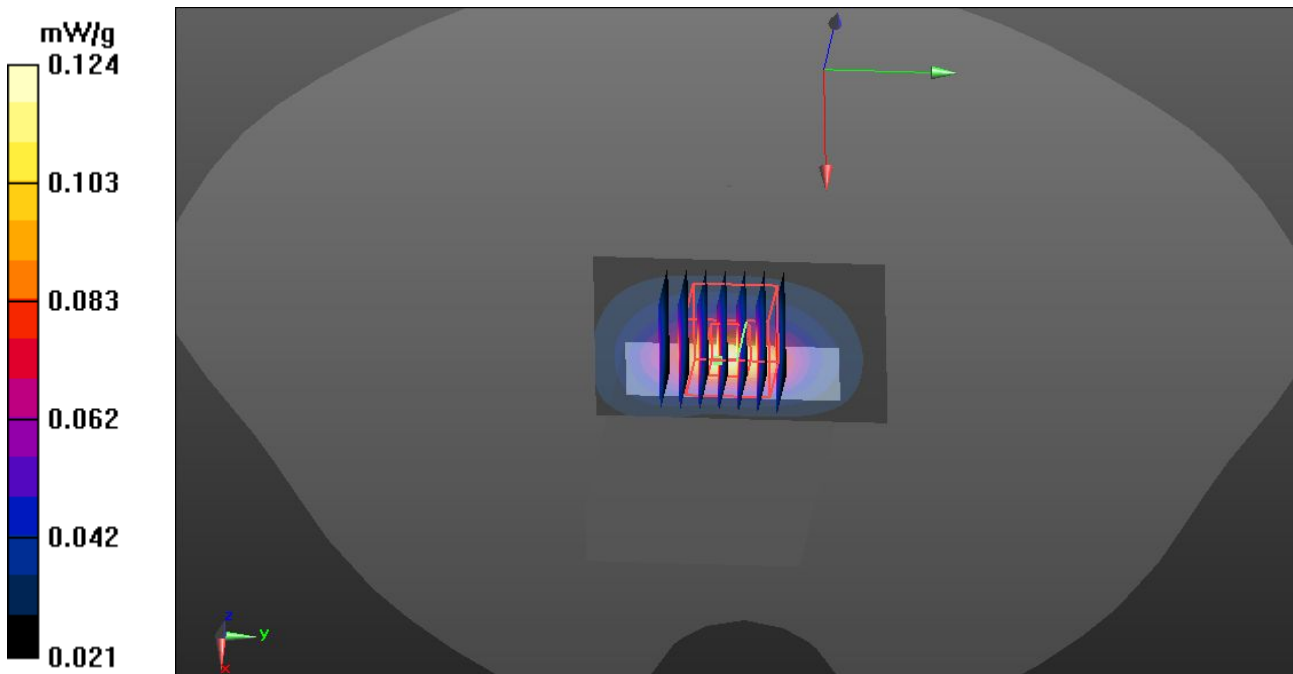
Measurement grid: dx=5mm, dy=5mm, dz=5mm

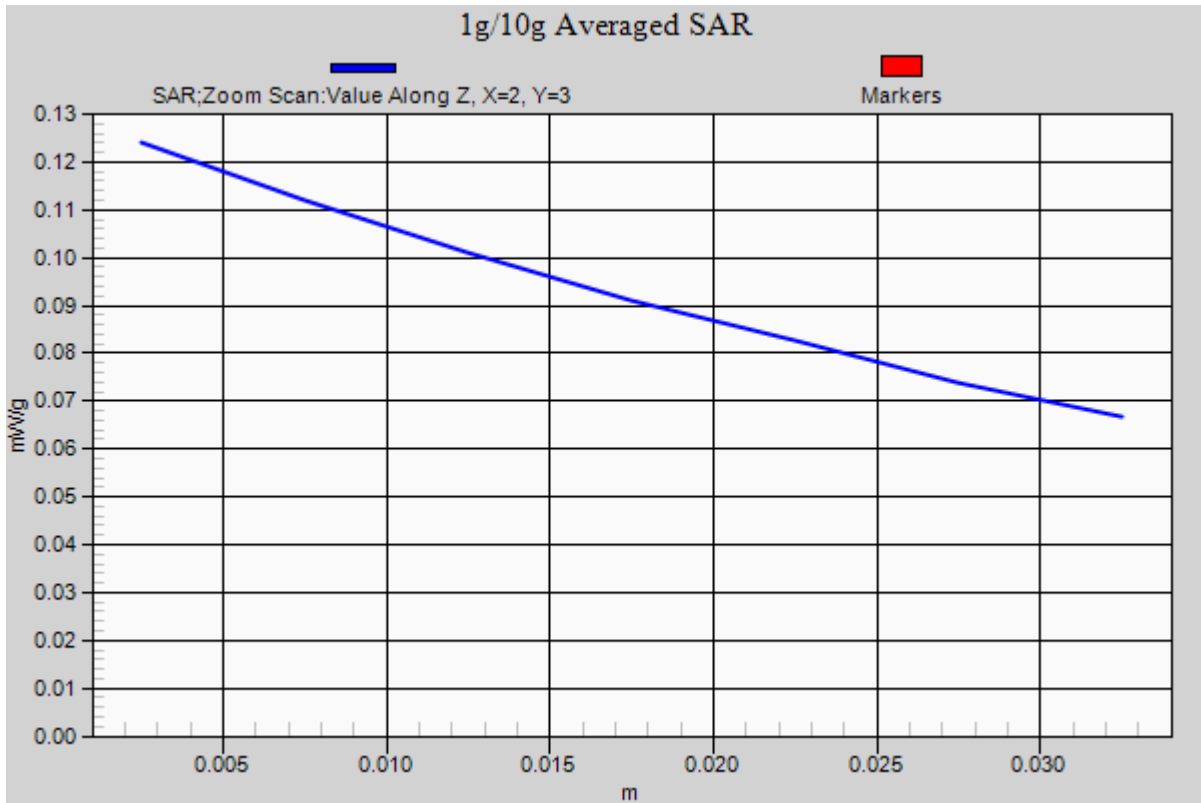
Reference Value = 5.760 V/m; Power Drift = 0.06 dB

Peak SAR (extrapolated) = 0.128 mW/g

**SAR(1 g) = 0.112 mW/g; SAR(10 g) = 0.093 mW/g**

Maximum value of SAR (measured) = 0.124 mW/g









Test Laboratory: Compliance Certification Services Inc.

July 16, 2012

**EDGE850-Body-Hotspot Right Middle CH190**

**DUT: GSM Mobile Phone; Type: Wicked; Serial: 358800020155249**

Communication System: Generic EDGE; Communication System Band: EDGE850 (824.2 - 848.8 MHz);  
Frequency: 848.6 MHz; Communication System PAR: 3.01 dB

Ambient: Temperature: 21 °C Relative humidity: 58% Liquid : Temperature: 20 °C

Medium parameters used (interpolated):  $f = 836.6$  MHz;  $\sigma = 0.969$  mho/m;  $\epsilon_r = 55.572$ ;  $\rho = 1000$  kg/m<sup>3</sup>

Phantom section: Flat Section

Measurement Standard: DASYS (IEEE/IEC/ANSI C63.19-2007)

DASY Configuration:

- Probe: EX3DV4 - SN3755; ConvF(9.07, 9.07, 9.07); Calibrated: 1/20/2012
- Sensor-Surface: 2.5mm (Mechanical Surface Detection)
- Electronics: DAE4 Sn1245; Calibrated: 1/11/2012
- Phantom: Twin SAM Phantom; Type: QD 000 P40 CD; Serial: 1609
- DASYS 52.8.0(692); SEMCAD X 14.6.4(4989)

**EDGE850/ Right Middle CH190/Area Scan (81x31x1):**

Measurement grid: dx=15mm, dy=15mm

Maximum value of SAR (measured) = 0.208 mW/g

**EDGE850/ Right Middle CH190/Zoom Scan (7x7x7)/Cube 0:**

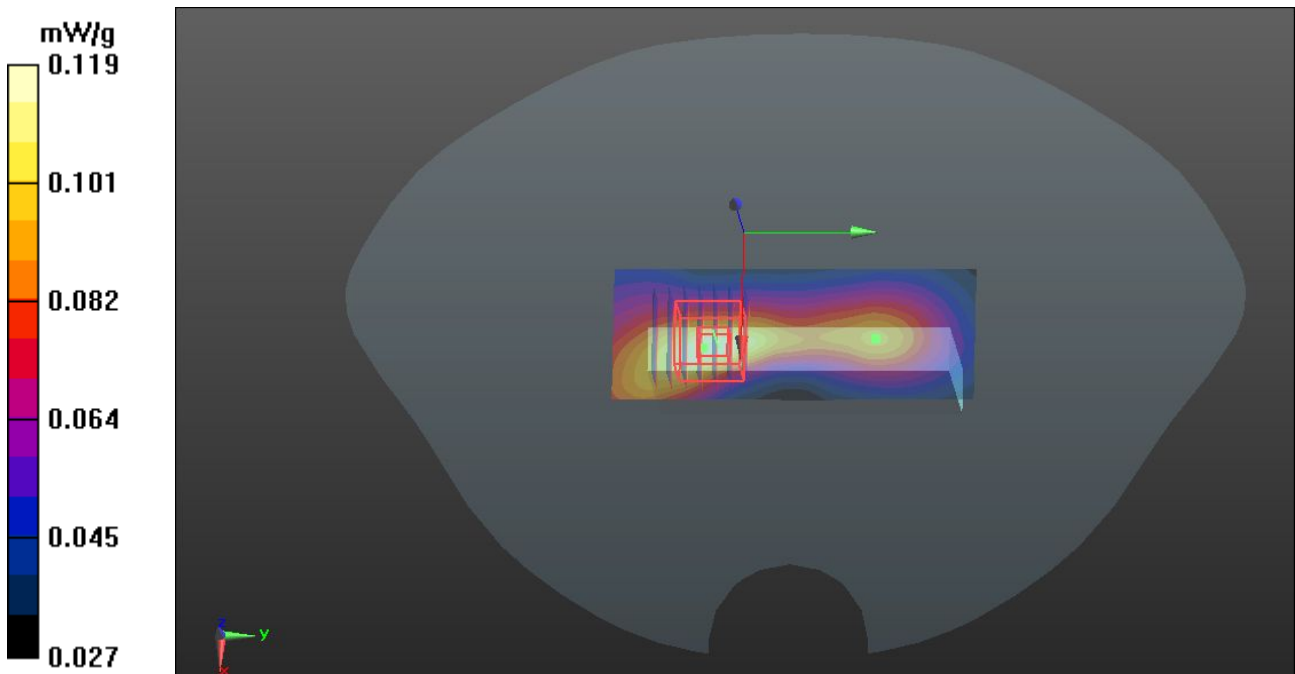
Measurement grid: dx=5mm, dy=5mm, dz=5mm

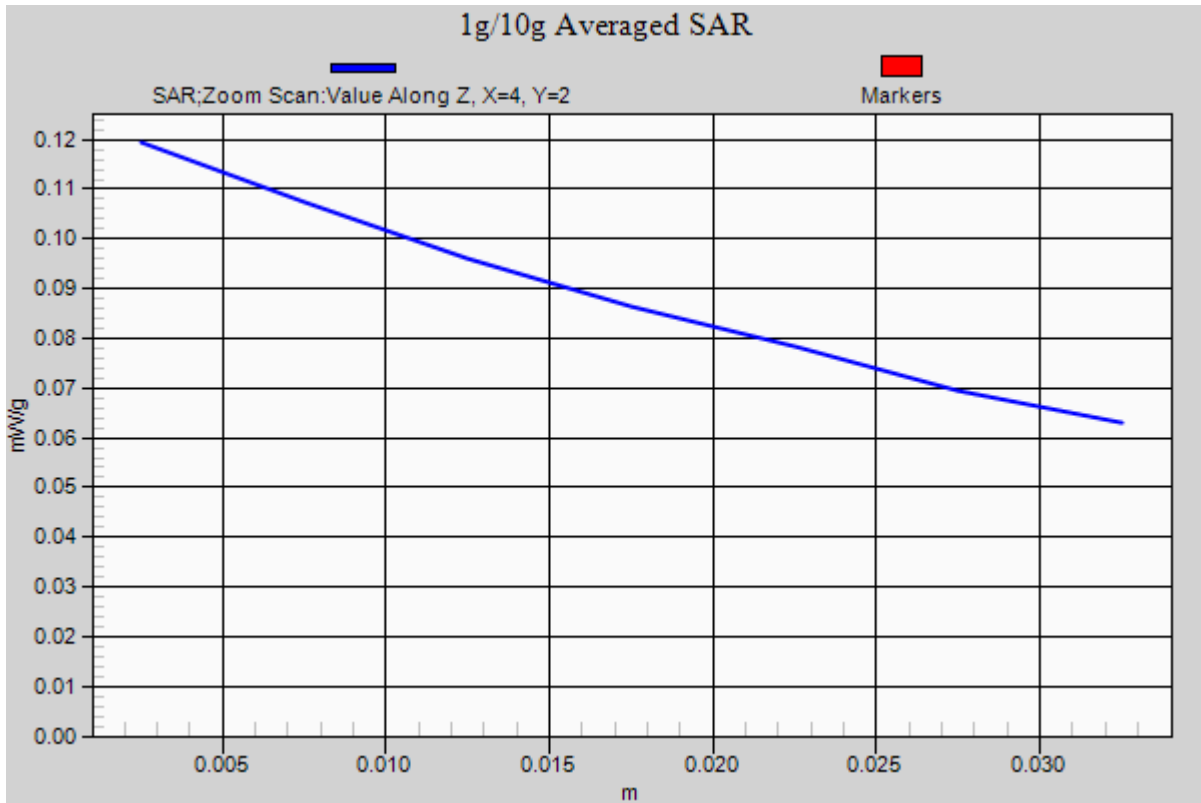
Reference Value = 4.419 V/m; Power Drift = 0.04 dB

Peak SAR (extrapolated) = 0.126 mW/g

**SAR(1 g) = 0.107 mW/g; SAR(10 g) = 0.092 mW/g**

Maximum value of SAR (measured) = 0.119 mW/g







Test Laboratory: Compliance Certification Services Inc.

July 16, 2012

**EDGE850-Body-Hotspot Left Middle CH190**

**DUT: GSM Mobile Phone; Type: Wicked; Serial: 358800020155249**

Communication System: Generic EDGE; Communication System Band: EDGE850 (824.2 - 848.8 MHz);

Frequency: 848.6 MHz; Communication System PAR: 3.01 dB

Ambient: Temperature: 21 °C Relative humidity: 58% Liquid : Temperature: 20 °C

Medium parameters used (interpolated):  $f = 836.6$  MHz;  $\sigma = 0.969$  mho/m;  $\epsilon_r = 55.572$ ;  $\rho = 1000$  kg/m<sup>3</sup>

Phantom section: Flat Section

Measurement Standard: DASYS (IEEE/IEC/ANSI C63.19-2007)

DASY Configuration:

- Probe: EX3DV4 - SN3755; ConvF(9.07, 9.07, 9.07); Calibrated: 1/20/2012
- Sensor-Surface: 2.5mm (Mechanical Surface Detection)
- Electronics: DAE4 Sn1245; Calibrated: 1/11/2012
- Phantom: Twin SAM Phantom; Type: QD 000 P40 CD; Serial: 1609
- DASYS 52.8.0(692); SEMCAD X 14.6.4(4989)

**EDGE850/ Left Middle CH190/Area Scan (81x31x1):**

Measurement grid: dx=15mm, dy=15mm

Maximum value of SAR (measured) = 0.340 mW/g

**EDGE850/ Left Middle CH190/Zoom Scan (7x7x7)/Cube 0:**

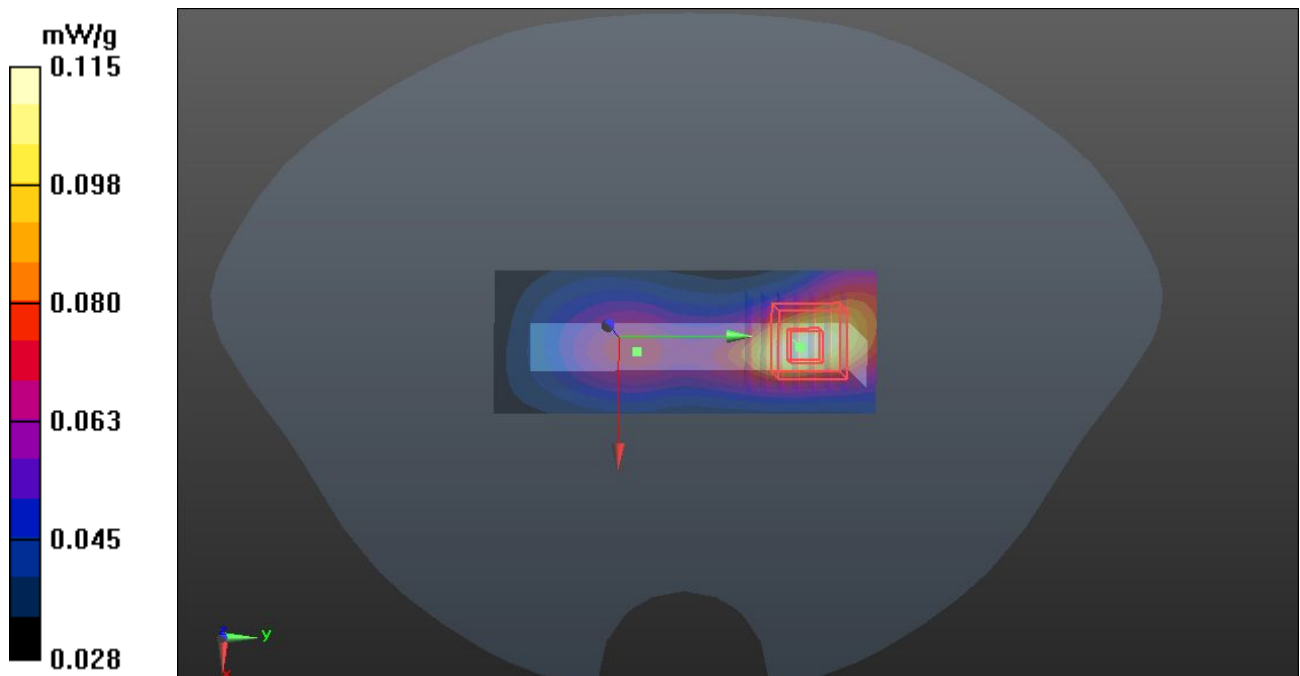
Measurement grid: dx=5mm, dy=5mm, dz=5mm

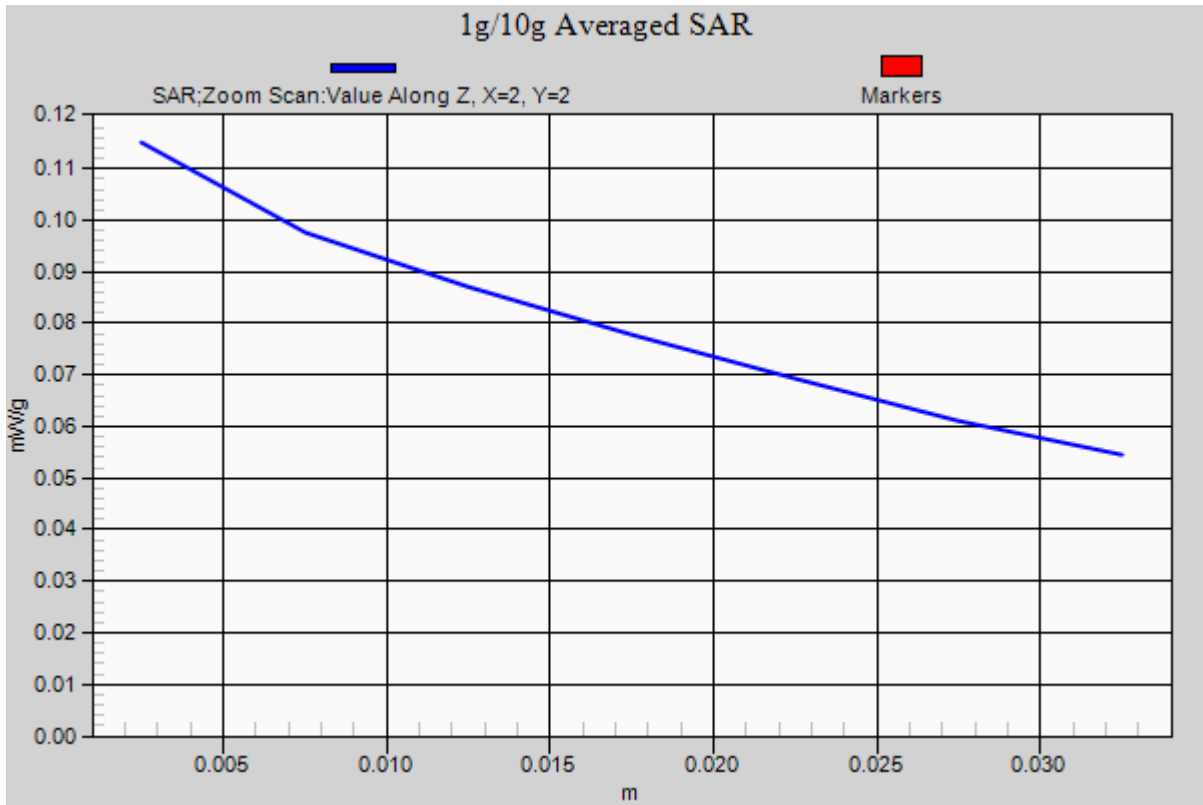
Reference Value = 4.654 V/m; Power Drift = 0.15 dB

Peak SAR (extrapolated) = 0.125 mW/g

**SAR(1 g) = 0.105 mW/g; SAR(10 g) = 0.090 mW/g**

Maximum value of SAR (measured) = 0.115 mW/g







Test Laboratory: Compliance Certification Services Inc.

July 17, 2012

**PCS-1900-Body-Hotspot Up Middle CH661**

**DUT: GSM Mobile Phone; Type: Wicked; Serial: 358800020155249**

Communication System: Generic GSM; Communication System Band: PCS 1900 (1850.2 - 1909.8MHz);

Frequency: 1880 MHz; Communication System PAR: 9.03 dB

Ambient: Temperature: 21 °C Relative humidity: 58% Liquid : Temperature: 20 °C

Medium parameters used:  $f = 1880\text{MHz}$ ;  $\sigma = 1.52\text{mho/m}$ ;  $\epsilon_r = 53.258$ ;  $\rho = 1000\text{ kg/m}^3$

Phantom section: Flat Section

Measurement Standard: DASYS (IEEE/IEC/ANSI C63.19-2007)

DASY Configuration:

- Probe: EX3DV4 - SN3755; ConvF(9.07, 9.07, 9.07); Calibrated: 1/20/2012
- Sensor-Surface: 2.5mm (Mechanical Surface Detection)
- Electronics: DAE4 Sn1245; Calibrated: 1/11/2012
- Phantom: Twin SAM Phantom; Type: QD 000 P40 CD; Serial: 1609
- DASYS 52.8.0(692); SEMCAD X 14.6.4(4989)

**PCS1900/ Up Middle CH661/Area Scan (51x81x1):**

Measurement grid:  $dx=15\text{mm}$ ,  $dy=15\text{mm}$

Maximum value of SAR (measured) = 0.313 mW/g

**PCS1900/ Up Middle CH661/Zoom Scan (7x7x7)/Cube 0:**

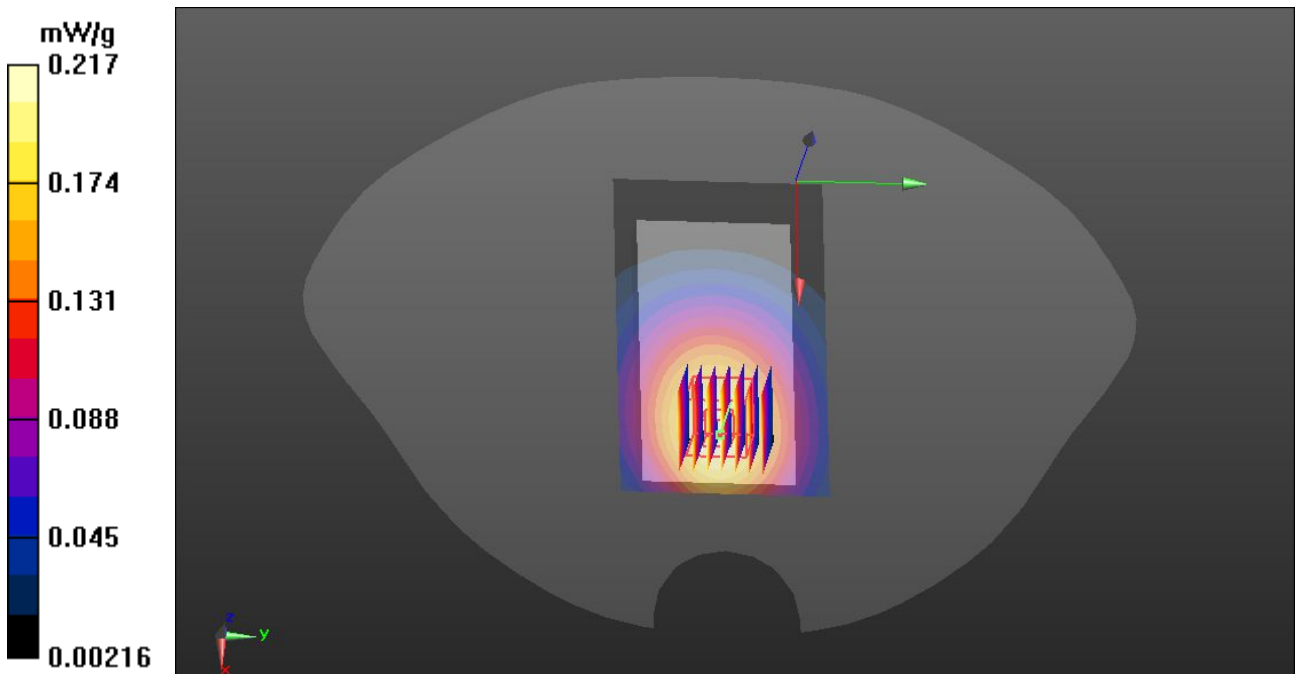
Measurement grid:  $dx=5\text{mm}$ ,  $dy=5\text{mm}$ ,  $dz=5\text{mm}$

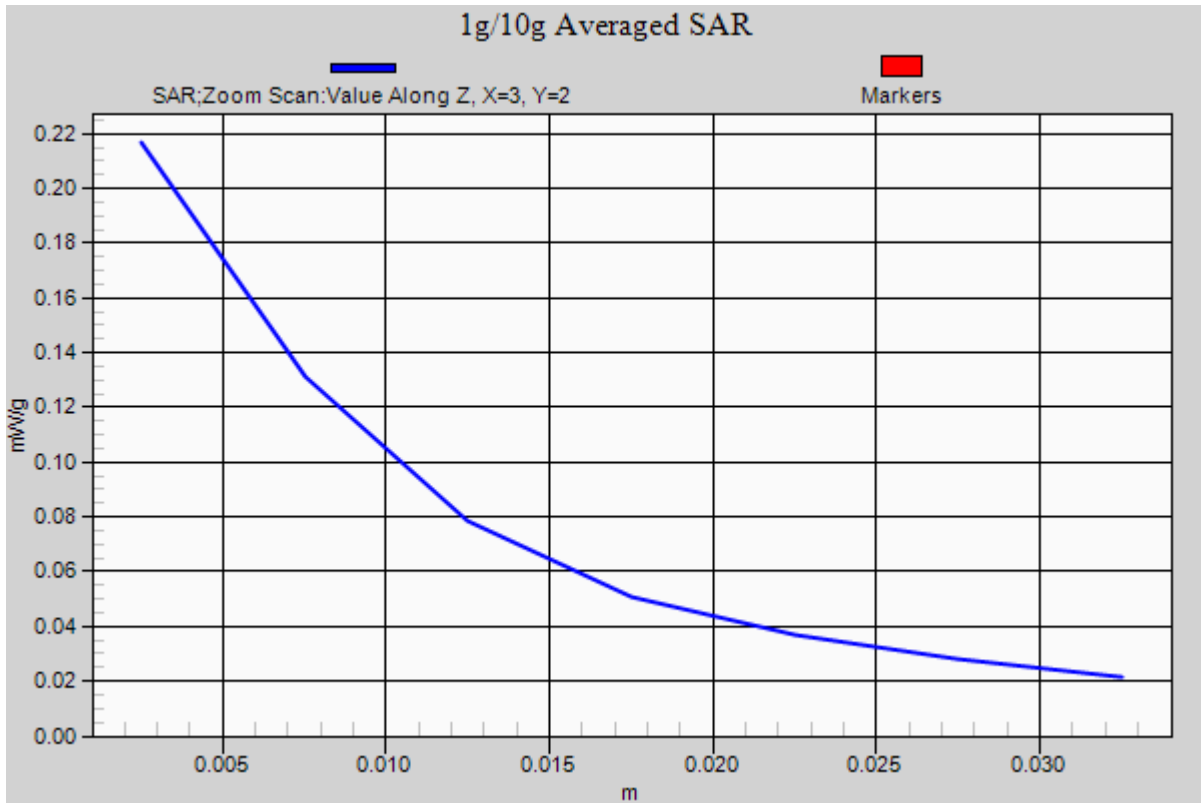
Reference Value = 8.987 V/m; Power Drift = -0.02 dB

Peak SAR (extrapolated) = 0.291 mW/g

**SAR(1 g) = 0.152 mW/g; SAR(10 g) = 0.102 mW/g**

Maximum value of SAR (measured) = 0.217 mW/g







Test Laboratory: Compliance Certification Services Inc.

July 17, 2012

**PCS-1900-Body-Hotspot Down Middle CH661**

**DUT: GSM Mobile Phone; Type: Wicked; Serial: 358800020155249**

Communication System: Generic GSM; Communication System Band: PCS 1900 (1850.2 - 1909.8MHz);

Frequency: 1880 MHz; Communication System PAR: 9.03 dB

Ambient: Temperature: 21 °C Relative humidity: 58% Liquid : Temperature: 20 °C

Medium parameters used:  $f = 1880\text{MHz}$ ;  $\sigma = 1.52\text{mho/m}$ ;  $\epsilon_r = 53.258$ ;  $\rho = 1000\text{ kg/m}^3$

Phantom section: Flat Section

Measurement Standard: DASYS (IEEE/IEC/ANSI C63.19-2007)

DASY Configuration:

- Probe: EX3DV4 - SN3755; ConvF(9.07, 9.07, 9.07); Calibrated: 1/20/2012
- Sensor-Surface: 2.5mm (Mechanical Surface Detection)
- Electronics: DAE4 Sn1245; Calibrated: 1/11/2012
- Phantom: Twin SAM Phantom; Type: QD 000 P40 CD; Serial: 1609
- DASYS 52.8.0(692); SEMCAD X 14.6.4(4989)

**PCS1900/ Down Middle CH661/Area Scan (51x81x1):**

Measurement grid:  $dx=15\text{mm}$ ,  $dy=15\text{mm}$

Maximum value of SAR (measured) = 0.473 mW/g

**PCS1900/ Down Middle CH661/Zoom Scan (7x7x7)/Cube 0:**


Measurement grid:  $dx=5\text{mm}$ ,  $dy=5\text{mm}$ ,  $dz=5\text{mm}$

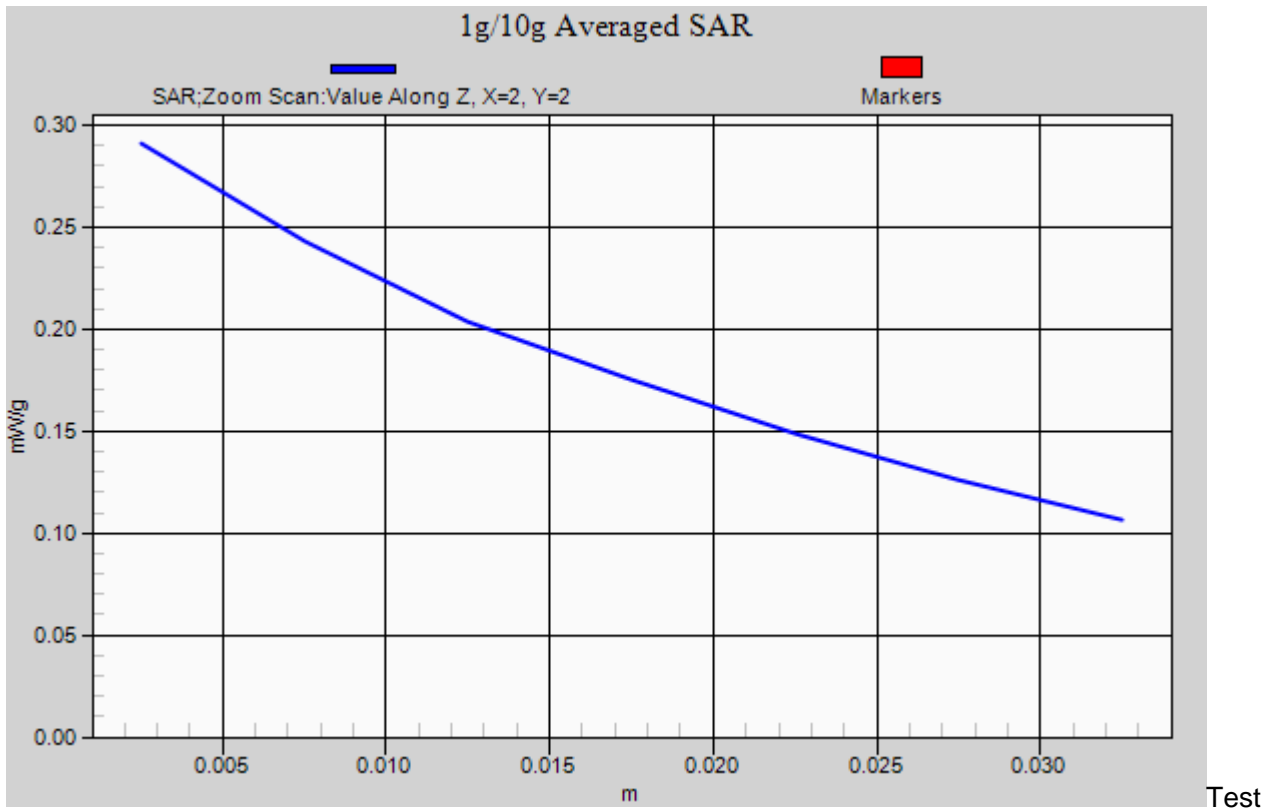
Reference Value = 5.786 V/m; Power Drift = 0.13 dB

Peak SAR (extrapolated) = 0.283 mW/g

**SAR(1 g) = 0.214 mW/g; SAR(10 g) = 0.142 mW/g**

Maximum value of SAR (measured) = 0.291 mW/g









Laboratory: Compliance Certification Services Inc.

July 17, 2012

**PCS-1900-Body-Hotspot Bottom Middle CH661**

**DUT: GSM Mobile Phone; Type: Wicked; Serial: 358800020155249**

Communication System: Generic GSM; Communication System Band: PCS 1900 (1850.2 - 1909.8MHz);

Frequency: 1880 MHz; Communication System PAR: 9.03 dB

Ambient: Temperature: 21 °C Relative humidity: 58% Liquid : Temperature: 20 °C

Medium parameters used:  $f = 1880\text{MHz}$ ;  $\sigma = 1.52\text{mho/m}$ ;  $\epsilon_r = 53.258$ ;  $\rho = 1000\text{ kg/m}^3$

Phantom section: Flat Section

Measurement Standard: DASYS (IEEE/IEC/ANSI C63.19-2007)

DASY Configuration:

- Probe: EX3DV4 - SN3755; ConvF(9.07, 9.07, 9.07); Calibrated: 1/20/2012
- Sensor-Surface: 2.5mm (Mechanical Surface Detection)
- Electronics: DAE4 Sn1245; Calibrated: 1/11/2012
- Phantom: Twin SAM Phantom; Type: QD 000 P40 CD; Serial: 1609
- DASYS 52.8.0(692); SEMCAD X 14.6.4(4989)

**PCS1900/ Bottom Middle CH661/Area Scan (51x31x1):**

Measurement grid:  $dx=15\text{mm}$ ,  $dy=15\text{mm}$

Maximum value of SAR (measured) = 0.580 mW/g

**PCS1900/ Bottom Middle CH661/Zoom Scan (7x7x7)/Cube 0:**

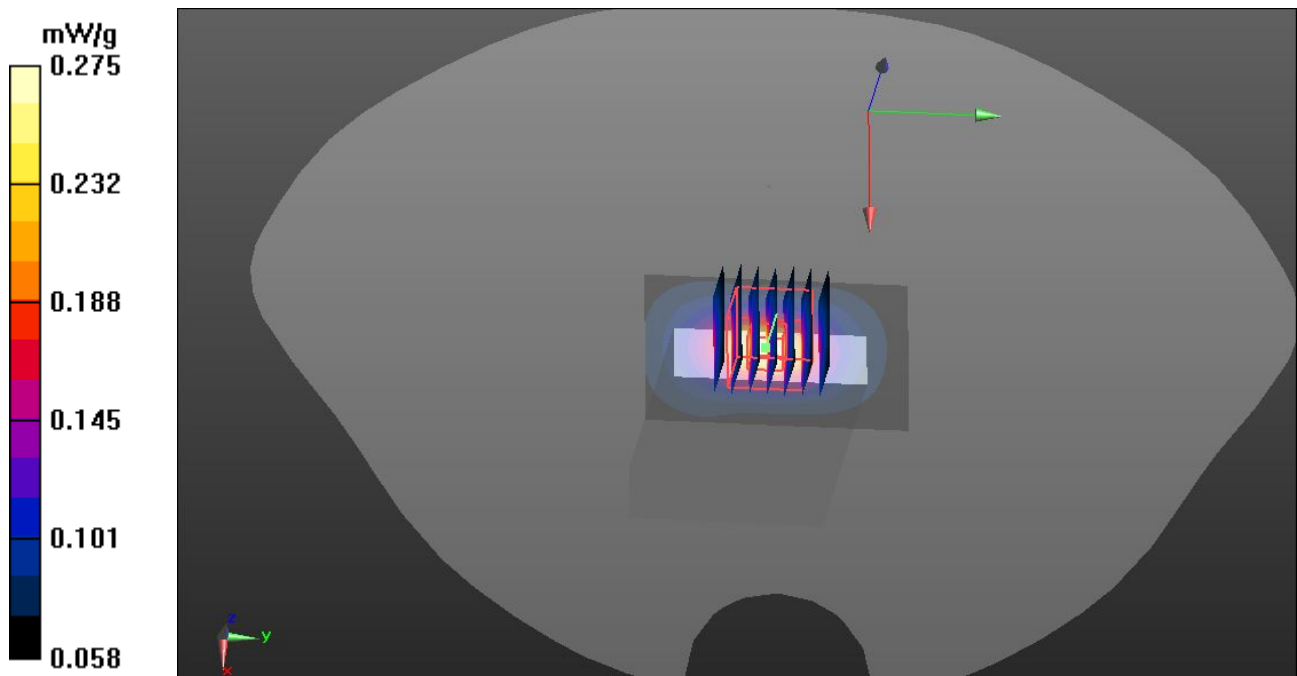
Measurement grid:  $dx=5\text{mm}$ ,  $dy=5\text{mm}$ ,  $dz=5\text{mm}$

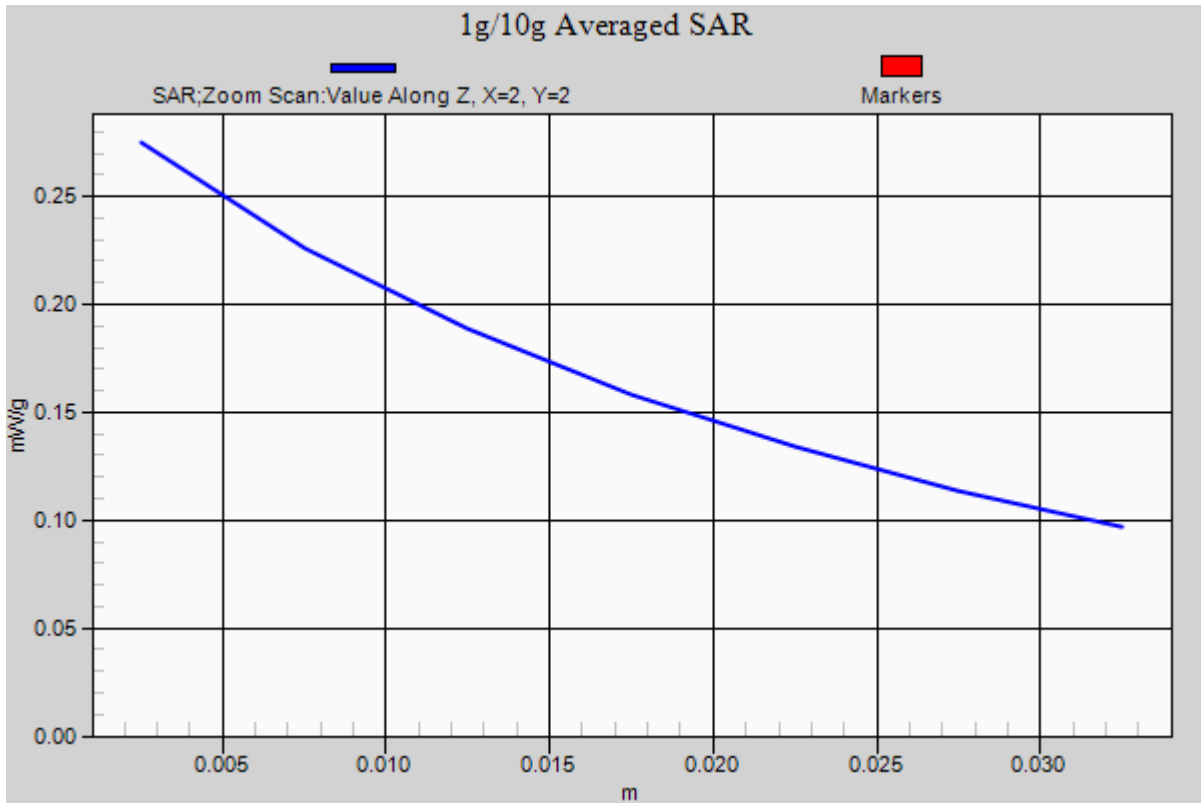
Reference Value = 6.586 V/m; Power Drift = -0.09 dB

Peak SAR (extrapolated) = 0.277 mW/g

**SAR(1 g) = 0.202 mW/g; SAR(10 g) = 0.138 mW/g**

Maximum value of SAR (measured) = 0.275 mW/g







Test Laboratory: Compliance Certification Services Inc.

July 17, 2012

**PCS-1900-Body-Hotspot Right Middle CH661**

**DUT: GSM Mobile Phone; Type: Wicked; Serial: 358800020155249**

Communication System: Generic GSM; Communication System Band: PCS 1900 (1850.2 - 1909.8MHz);

Frequency: 1880 MHz; Communication System PAR: 9.03 dB

Ambient: Temperature: 21 °C Relative humidity: 58% Liquid : Temperature: 20 °C

Medium parameters used:  $f = 1880\text{MHz}$ ;  $\sigma = 1.52\text{mho/m}$ ;  $\epsilon_r = 53.258$ ;  $\rho = 1000\text{ kg/m}^3$

Phantom section: Flat Section

Measurement Standard: DASYS (IEEE/IEC/ANSI C63.19-2007)

DASY Configuration:

- Probe: EX3DV4 - SN3755; ConvF(9.07, 9.07, 9.07); Calibrated: 1/20/2012
- Sensor-Surface: 2.5mm (Mechanical Surface Detection)
- Electronics: DAE4 Sn1245; Calibrated: 1/11/2012
- Phantom: Twin SAM Phantom; Type: QD 000 P40 CD; Serial: 1609
- DASYS 52.8.0(692); SEMCAD X 14.6.4(4989)

**PCS1900/ Right Middle CH661/Area Scan (81x31x1):**

Measurement grid:  $dx=15\text{mm}$ ,  $dy=15\text{mm}$

Maximum value of SAR (measured) = 0.244 mW/g

**PCS1900/ Right Middle CH661/Zoom Scan (7x7x7)/Cube 0:**

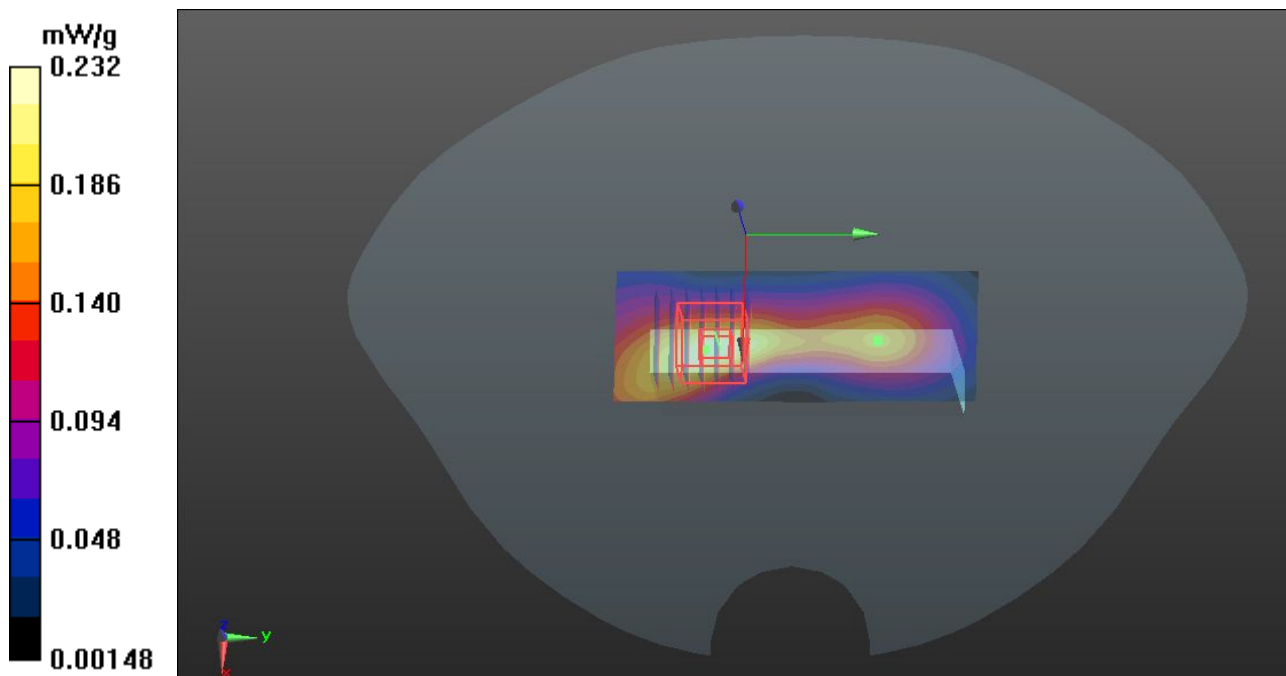
Measurement grid:  $dx=5\text{mm}$ ,  $dy=5\text{mm}$ ,  $dz=5\text{mm}$

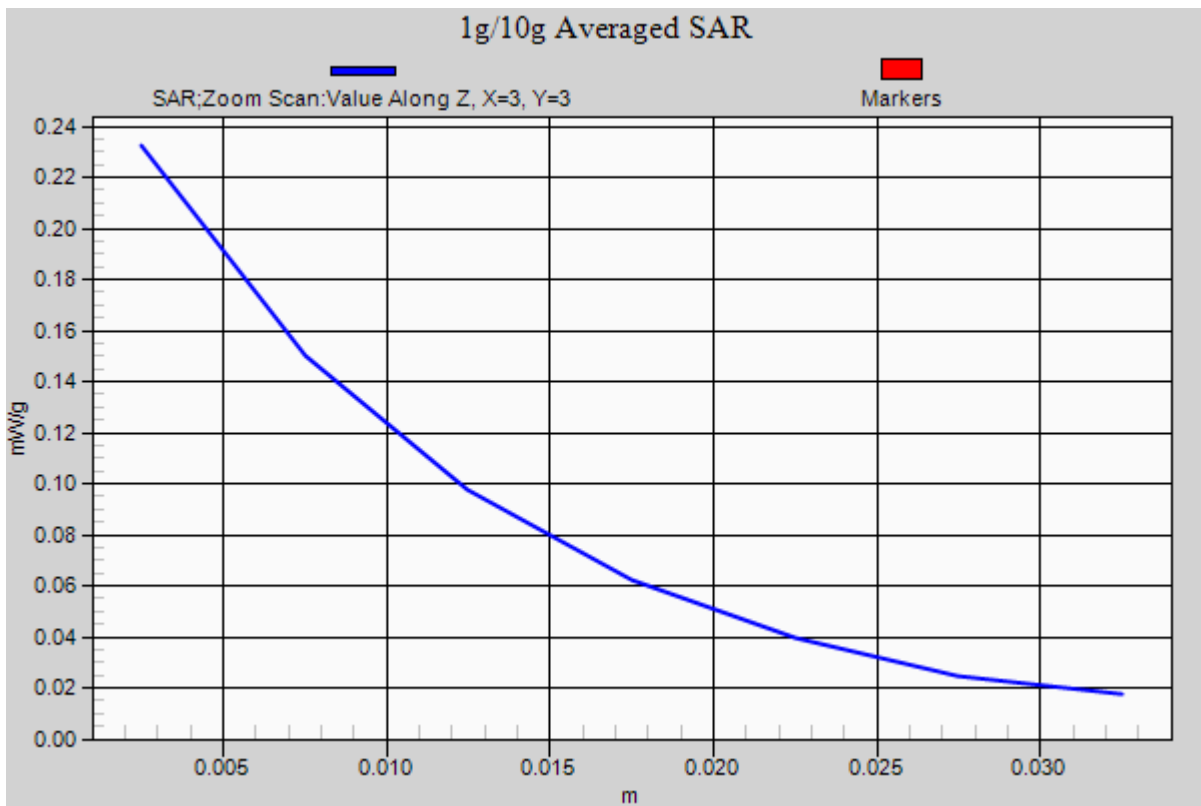
Reference Value = 6.065 V/m; Power Drift = 0.10 dB

Peak SAR (extrapolated) = 0.314 mW/g

**SAR(1 g) = 0.176 mW/g; SAR(10 g) = 0.122 mW/g**

Maximum value of SAR (measured) = 0.232 mW/g







Test Laboratory: Compliance Certification Services Inc.

July 17, 2012

**PCS 1900-Body-Hotspot Left Middle CH661**

**DUT: GSM Mobile Phone; Type: Wicked; Serial: 358800020155249**

Communication System: Generic GSM; Communication System Band: PCS 1900 (1850.2 - 1909.8MHz);  
Frequency: 1880 MHz; Communication System PAR: 9.03 dB

Ambient: Temperature: 21 °C Relative humidity: 58% Liquid : Temperature: 20 °C

Medium parameters used:  $f = 1880\text{MHz}$ ;  $\sigma = 1.52\text{mho/m}$ ;  $\epsilon_r = 53.258$ ;  $\rho = 1000\text{ kg/m}^3$

Phantom section: Flat Section

Measurement Standard: DASYS5 (IEEE/IEC/ANSI C63.19-2007)

DASY5 Configuration:

- Probe: EX3DV4 - SN3755; ConvF(9.07, 9.07, 9.07); Calibrated: 1/20/2012
- Sensor-Surface: 2.5mm (Mechanical Surface Detection)
- Electronics: DAE4 Sn1245; Calibrated: 1/11/2012
- Phantom: Twin SAM Phantom; Type: QD 000 P40 CD; Serial: 1609
- Measurement SW: DASYS5 52.8.0(692); SEMCAD X 14.6.4(4989)

**PCS1900/ Left Middle CH661/Area Scan (81x31x1):**

Measurement grid:  $dx=15\text{mm}$ ,  $dy=15\text{mm}$

Maximum value of SAR (measured) = 0.201 mW/g

**PCS1900/ Left Middle CH661/Zoom Scan (7x7x7)/Cube 0:**

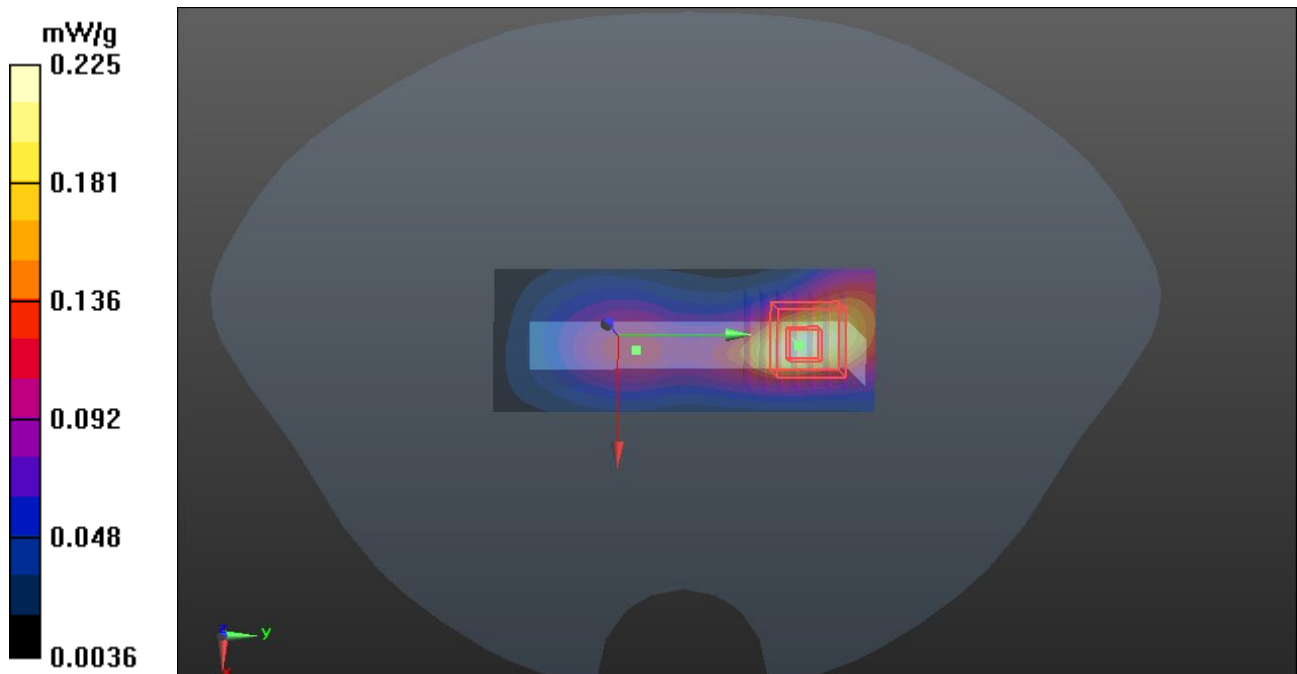
Measurement grid:  $dx=5\text{mm}$ ,  $dy=5\text{mm}$ ,  $dz=5\text{mm}$

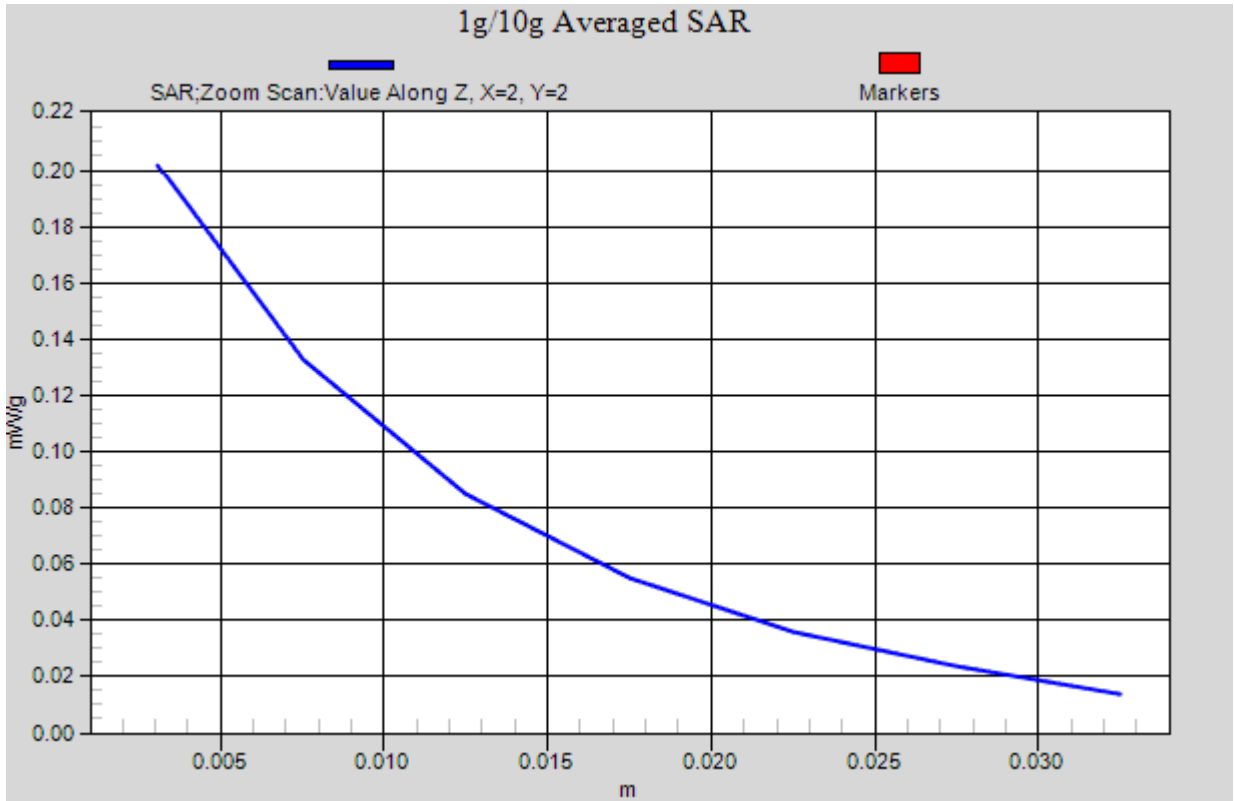
Reference Value = 9.071 V/m; Power Drift = 0.04 dB

Peak SAR (extrapolated) = 0.224 mW/g

**SAR(1 g) = 0.166 mW/g; SAR(10 g) = 0.120 mW/g**

Maximum value of SAR (measured) = 0.225 mW/g







Test Laboratory: Compliance Certification Services Inc.

July 17, 2012

**GPRS-1900-Body-Hotspot Up Middle CH661**

**DUT: GSM Mobile Phone; Type: Wicked; Serial: 358800020155249**

Communication System: GPRS; Communication System Band: GPRS 1900 (1850.2 - 1909.8MHz);

Frequency: 1880 MHz; Communication System PAR: 3.01dB

Ambient: Temperature: 21 °C Relative humidity: 58% Liquid : Temperature: 20 °C

Medium parameters used:  $f = 1880\text{MHz}$ ;  $\sigma = 1.52\text{mho/m}$ ;  $\epsilon_r = 53.258$ ;  $\rho = 1000\text{ kg/m}^3$

Phantom section: Flat Section

Measurement Standard: DASY5 (IEEE/IEC/ANSI C63.19-2007)

DASY Configuration:

- Probe: EX3DV4 - SN3755; ConvF(9.07, 9.07, 9.07); Calibrated: 1/20/2012
- Sensor-Surface: 2.5mm (Mechanical Surface Detection)
- Electronics: DAE4 Sn1245; Calibrated: 1/11/2012
- Phantom: Twin SAM Phantom; Type: QD 000 P40 CD; Serial: 1609
- DASY52 52.8.0(692); SEMCAD X 14.6.4(4989)

**GPRS1900/ Up Middle CH661/Area Scan (51x81x1):**

Measurement grid:  $dx=15\text{mm}$ ,  $dy=15\text{mm}$

Maximum value of SAR (measured) = 0.333 mW/g

**GPRS1900/ Up Middle CH661/Zoom Scan (7x7x7)/Cube 0:**

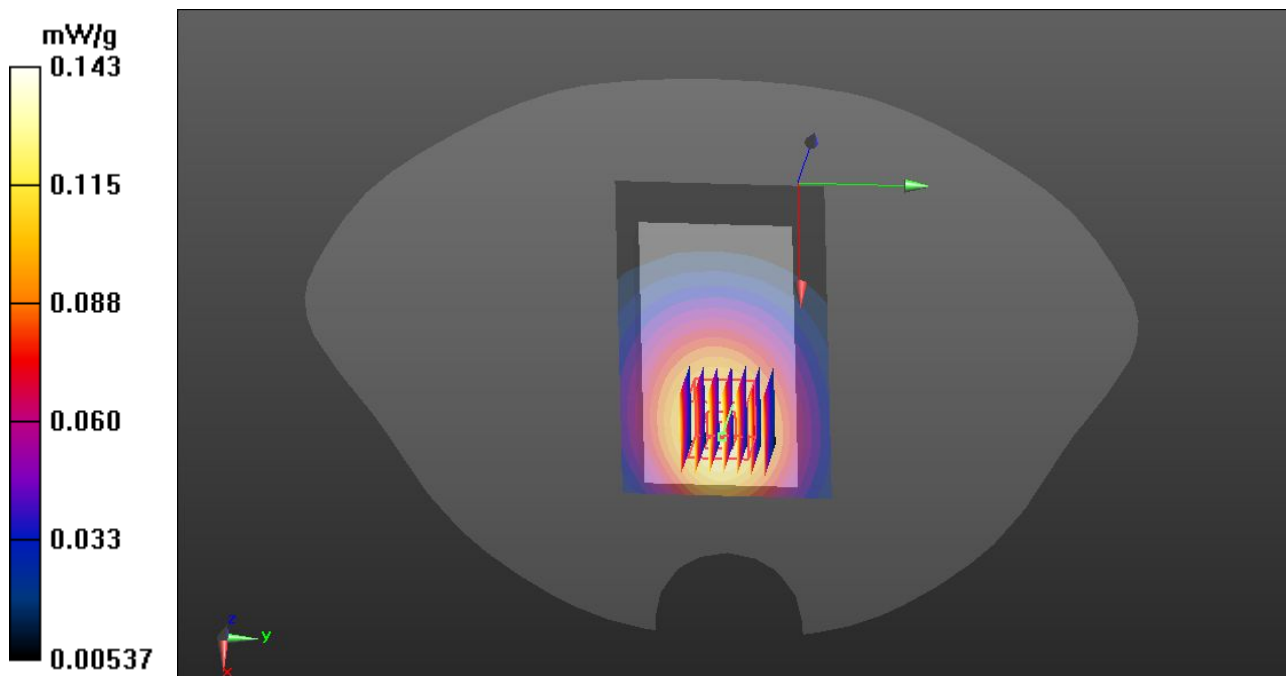
Measurement grid:  $dx=5\text{mm}$ ,  $dy=5\text{mm}$ ,  $dz=5\text{mm}$

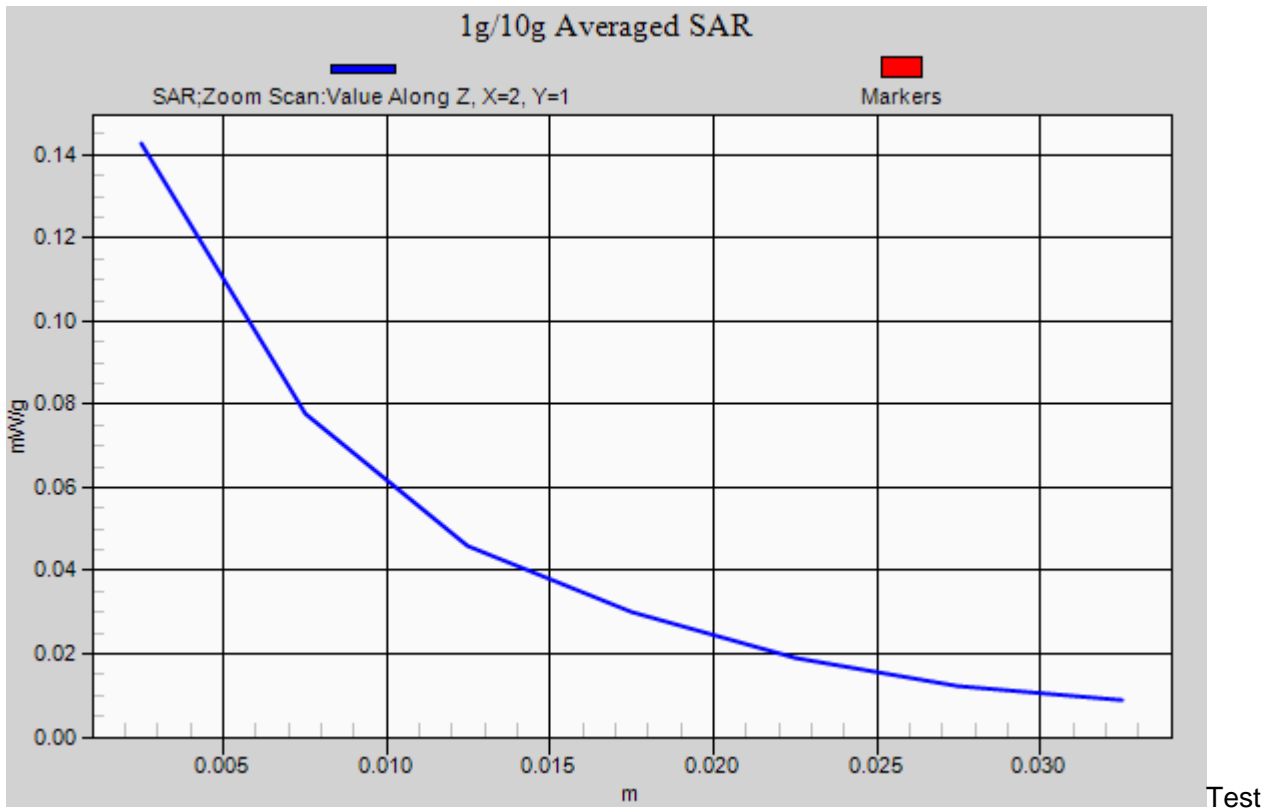
Reference Value = 7.949 V/m; Power Drift = 0.17 dB

Peak SAR (extrapolated) = 0.519 W/kg

**SAR(1 g) = 0.121 mW/g; SAR(10 g) = 0.092 mW/g**

Maximum value of SAR (measured) = 0.143 mW/g









Laboratory: Compliance Certification Services Inc.

July 17, 2012

**GPRS-1900-Body-Hotspot Down Middle CH661**

**DUT: GSM Mobile Phone; Type: Wicked; Serial: 358800020155249**

Communication System: GPRS; Communication System Band: GPRS 1900 (1850.2 - 1909.8MHz);  
Frequency: 1880 MHz; Communication System PAR: 3.01dB

Ambient: Temperature: 21 °C Relative humidity: 58% Liquid : Temperature: 20 °C

Medium parameters used:  $f = 1880\text{MHz}$ ;  $\sigma = 1.52\text{mho/m}$ ;  $\epsilon_r = 53.258$ ;  $\rho = 1000\text{ kg/m}^3$

Phantom section: Flat Section

Measurement Standard: DASYS (IEEE/IEC/ANSI C63.19-2007)

DASY Configuration:

- Probe: EX3DV4 - SN3755; ConvF(9.07, 9.07, 9.07); Calibrated: 1/20/2012
- Sensor-Surface: 2.5mm (Mechanical Surface Detection)
- Electronics: DAE4 Sn1245; Calibrated: 1/11/2012
- Phantom: Twin SAM Phantom; Type: QD 000 P40 CD; Serial: 1609
- DASYS 52.8.0(692); SEMCAD X 14.6.4(4989)

**GPRS1900/ Down Middle CH661/Area Scan (51x81x1):**

Measurement grid:  $dx=15\text{mm}$ ,  $dy=15\text{mm}$

Maximum value of SAR (measured) = 0.512 mW/g

**GPRS1900/ Down Middle CH661/Zoom Scan (7x7x7)/Cube 0:**

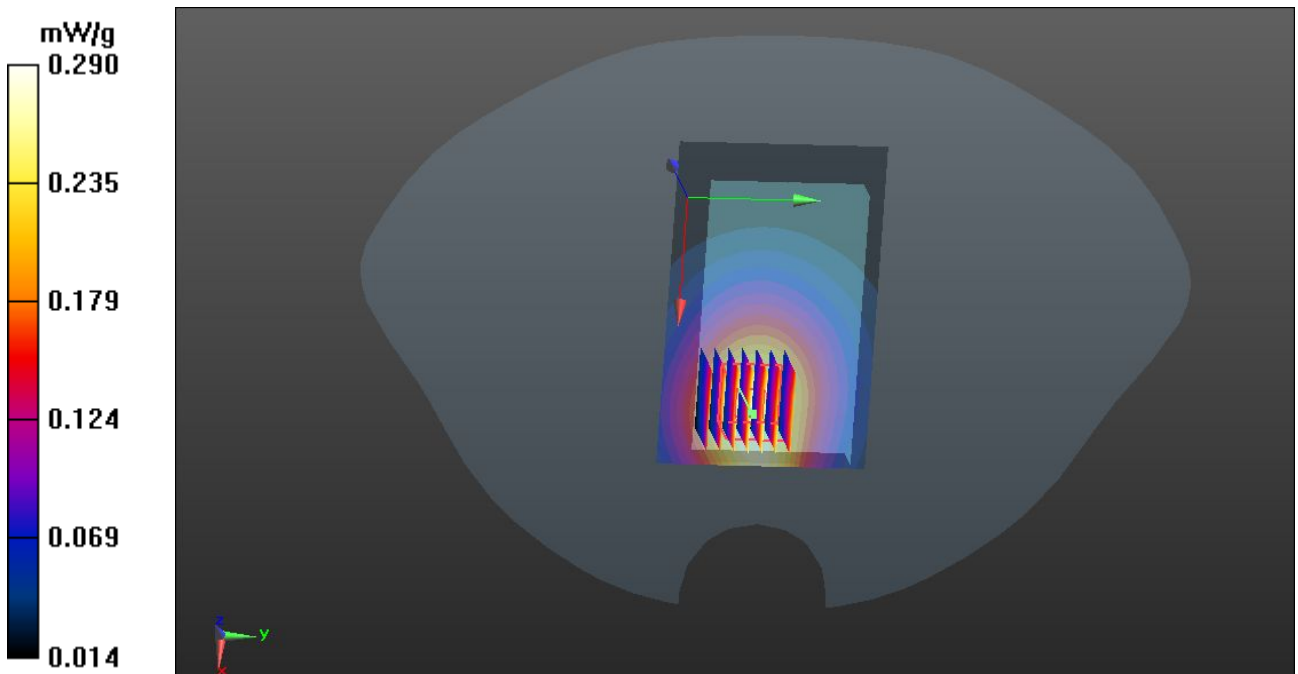
Measurement grid:  $dx=5\text{mm}$ ,  $dy=5\text{mm}$ ,  $dz=5\text{mm}$

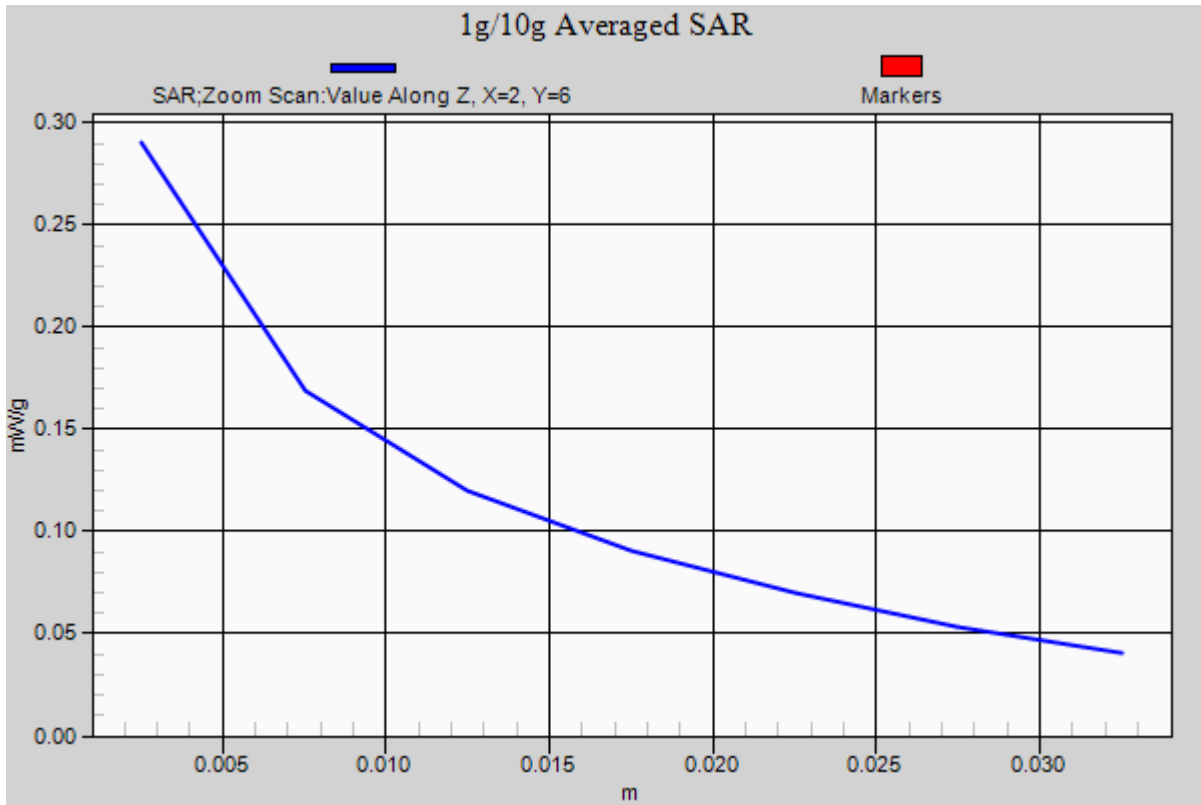
Reference Value = 10.255 V/m; Power Drift = 0.11 dB

Peak SAR (extrapolated) = 0.296 W/kg

**SAR(1 g) = 0.233 mW/g; SAR(10 g) = 0.162 mW/g**

Maximum value of SAR (measured) = 0.290 mW/g







Test Laboratory: Compliance Certification Services Inc.

July 17, 2012

**GPRS-1900-Body-Hotspot Bottom Middle CH661**

**DUT: GSM Mobile Phone; Type: Wicked; Serial: 358800020155249**

Communication System: GPRS; Communication System Band: GPRS 1900 (1850.2 - 1909.8MHz);

Frequency: 1880 MHz; Communication System PAR: 3.01dB

Ambient: Temperature: 21 °C Relative humidity: 58% Liquid : Temperature: 20 °C

Medium parameters used:  $f = 1880\text{MHz}$ ;  $\sigma = 1.52\text{mho/m}$ ;  $\epsilon_r = 53.258$ ;  $\rho = 1000\text{ kg/m}^3$

Phantom section: Flat Section

Measurement Standard: DASYS (IEEE/IEC/ANSI C63.19-2007)

DASY Configuration:

- Probe: EX3DV4 - SN3755; ConvF(9.07, 9.07, 9.07); Calibrated: 1/20/2012
- Sensor-Surface: 2.5mm (Mechanical Surface Detection)
- Electronics: DAE4 Sn1245; Calibrated: 1/11/2012
- Phantom: Twin SAM Phantom; Type: QD 000 P40 CD; Serial: 1609
- DASYS 52.8.0(692); SEMCAD X 14.6.4(4989)

**GPRS1900/ Bottom Middle CH661/Area Scan (51x31x1):**

Measurement grid:  $dx=15\text{mm}$ ,  $dy=15\text{mm}$

Maximum value of SAR (measured) = 0.531 mW/g

**GPRS1900/ Bottom Middle CH661/Zoom Scan (7x7x7)/Cube 0:**

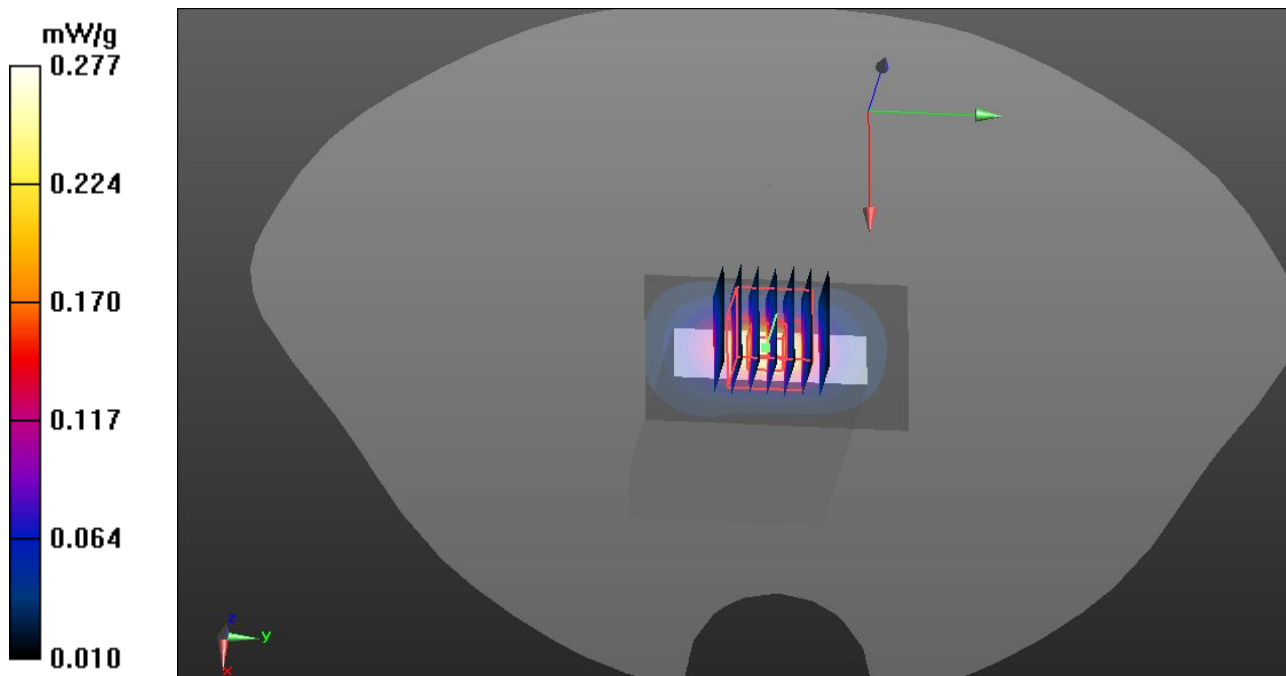
Measurement grid:  $dx=5\text{mm}$ ,  $dy=5\text{mm}$ ,  $dz=5\text{mm}$

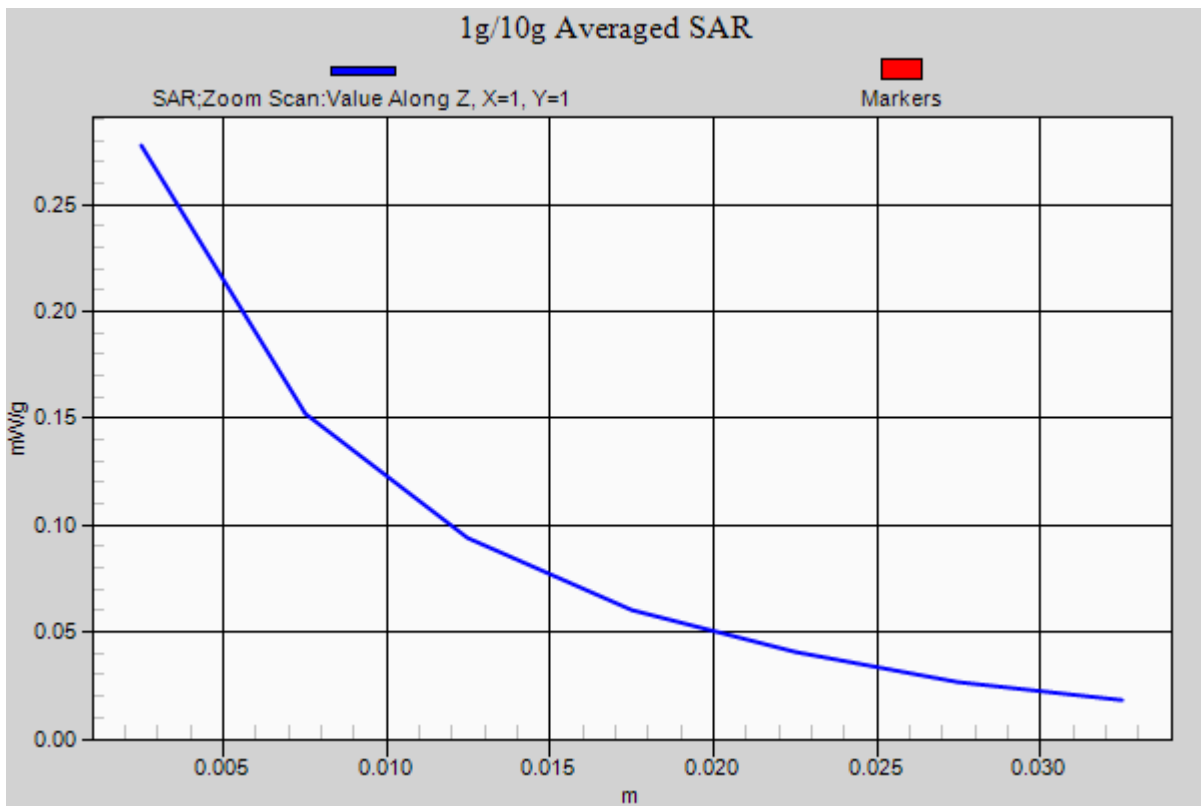
Reference Value = 7.067 V/m; Power Drift = -0.14 dB

Peak SAR (extrapolated) = 0.286 W/kg

**SAR(1 g) = 0.215 mW/g; SAR(10 g) = 0.154 mW/g**

Maximum value of SAR (measured) = 0.277 mW/g







Test Laboratory: Compliance Certification Services Inc.

July 17, 2012

**GPRS-1900-Body-Hotspot Right Middle CH661**

**DUT: GSM Mobile Phone; Type: Wicked; Serial: 358800020155249**

Communication System: GPRS; Communication System Band: GPRS 1900 (1850.2 - 1909.8MHz);

Frequency: 1880 MHz; Communication System PAR: 3.01dB

Ambient: Temperature: 21 °C Relative humidity: 58% Liquid : Temperature: 20 °C

Medium parameters used:  $f = 1880\text{MHz}$ ;  $\sigma = 1.52\text{mho/m}$ ;  $\epsilon_r = 53.258$ ;  $\rho = 1000\text{ kg/m}^3$

Phantom section: Flat Section

Measurement Standard: DASYS (IEEE/IEC/ANSI C63.19-2007)

DASY Configuration:

- Probe: EX3DV4 - SN3755; ConvF(9.07, 9.07, 9.07); Calibrated: 1/20/2012
- Sensor-Surface: 2.5mm (Mechanical Surface Detection)
- Electronics: DAE4 Sn1245; Calibrated: 1/11/2012
- Phantom: Twin SAM Phantom; Type: QD 000 P40 CD; Serial: 1609
- DASYS 52.8.0(692); SEMCAD X 14.6.4(4989)

**GPRS1900/ Right Middle CH661/Area Scan (81x31x1):**

Measurement grid:  $dx=15\text{mm}$ ,  $dy=15\text{mm}$

Maximum value of SAR (measured) = 0.214 mW/g

**GPRS1900/ Right Middle CH661/Zoom Scan (7x7x7)/Cube 0:**

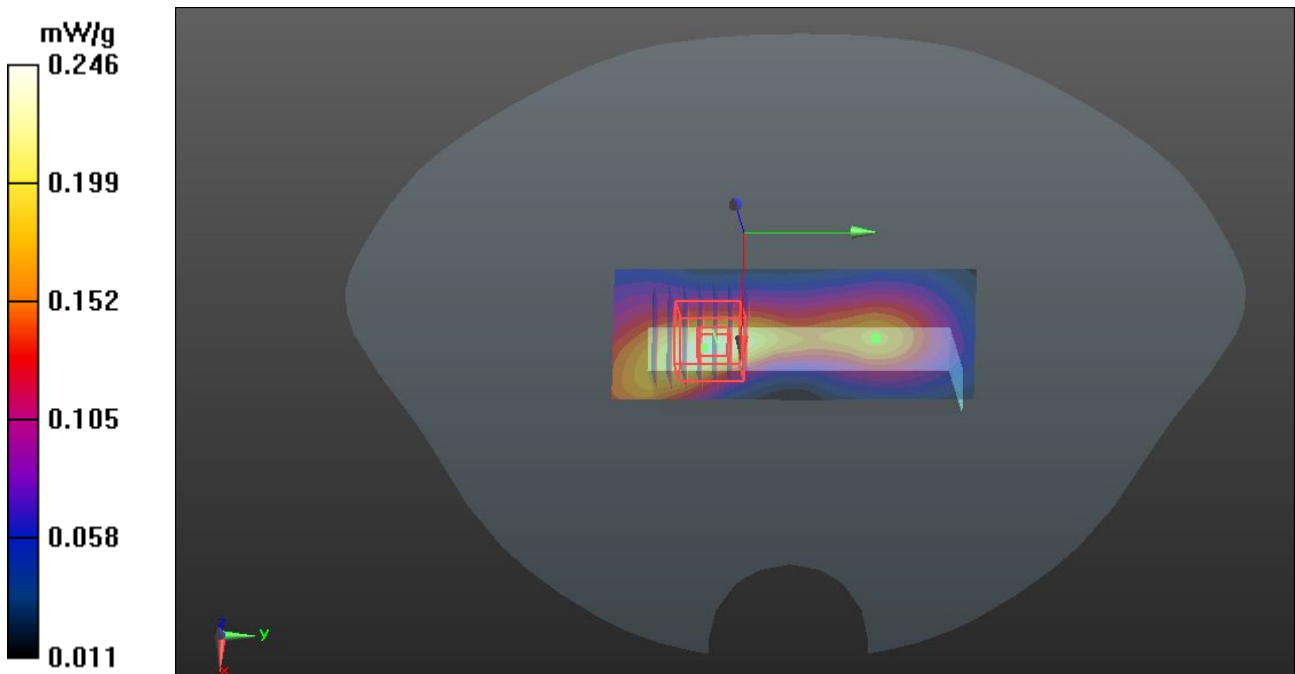
Measurement grid:  $dx=5\text{mm}$ ,  $dy=5\text{mm}$ ,  $dz=5\text{mm}$

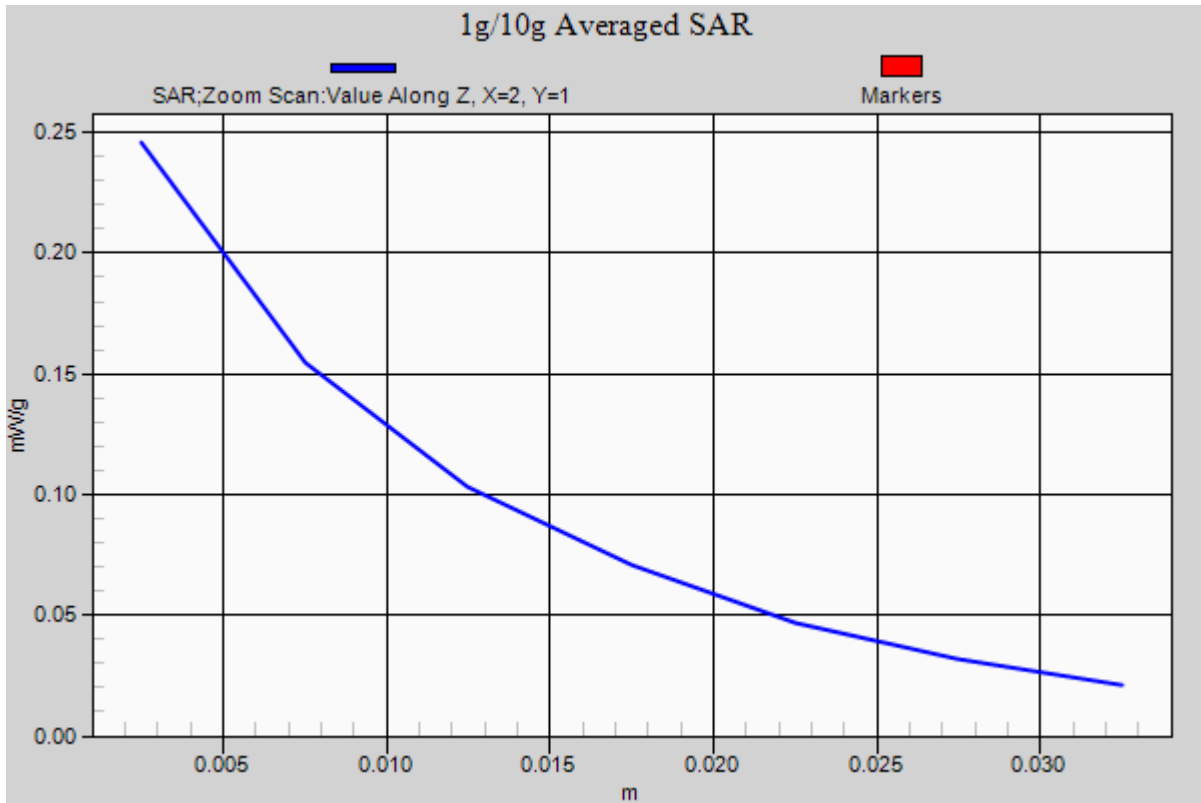
Reference Value = 7.272 V/m; Power Drift = 0.03 dB

Peak SAR (extrapolated) = 0.415 W/kg

**SAR(1 g) = 0.198 mW/g; SAR(10 g) = 0.141 mW/g**

Maximum value of SAR (measured) = 0.246 mW/g







Test Laboratory: Compliance Certification Services Inc.

July 17, 2012

**GPRS 1900-Body-Hotspot Left Middle CH661**

**DUT: GSM Mobile Phone; Type: Wicked; Serial: 358800020155249**

Communication System: GPRS; Communication System Band: GPRS 1900 (1850.2 - 1909.8MHz);

Frequency: 1880 MHz; Communication System PAR: 3.01dB

Ambient: Temperature: 21 °C Relative humidity: 58% Liquid : Temperature: 20 °C

Medium parameters used:  $f = 1880\text{MHz}$ ;  $\sigma = 1.52\text{mho/m}$ ;  $\epsilon_r = 53.258$ ;  $\rho = 1000\text{ kg/m}^3$

Phantom section: Flat Section

Measurement Standard: DASYS (IEEE/IEC/ANSI C63.19-2007)

DASY5 Configuration:

- Probe: EX3DV4 - SN3755; ConvF(9.07, 9.07, 9.07); Calibrated: 1/20/2012
- Sensor-Surface: 2.5mm (Mechanical Surface Detection)
- Electronics: DAE4 Sn1245; Calibrated: 1/11/2012
- Phantom: Twin SAM Phantom; Type: QD 000 P40 CD; Serial: 1609
- Measurement SW: DASYS 52.8.0(692); SEMCAD X 14.6.4(4989)

**GPRS1900/ Left Middle CH661/Area Scan (81x31x1):**

Measurement grid:  $dx=15\text{mm}$ ,  $dy=15\text{mm}$

Maximum value of SAR (measured) = 0.202 mW/g

**GPRS1900/ Left Middle CH661/Zoom Scan (7x7x7)/Cube 0:**

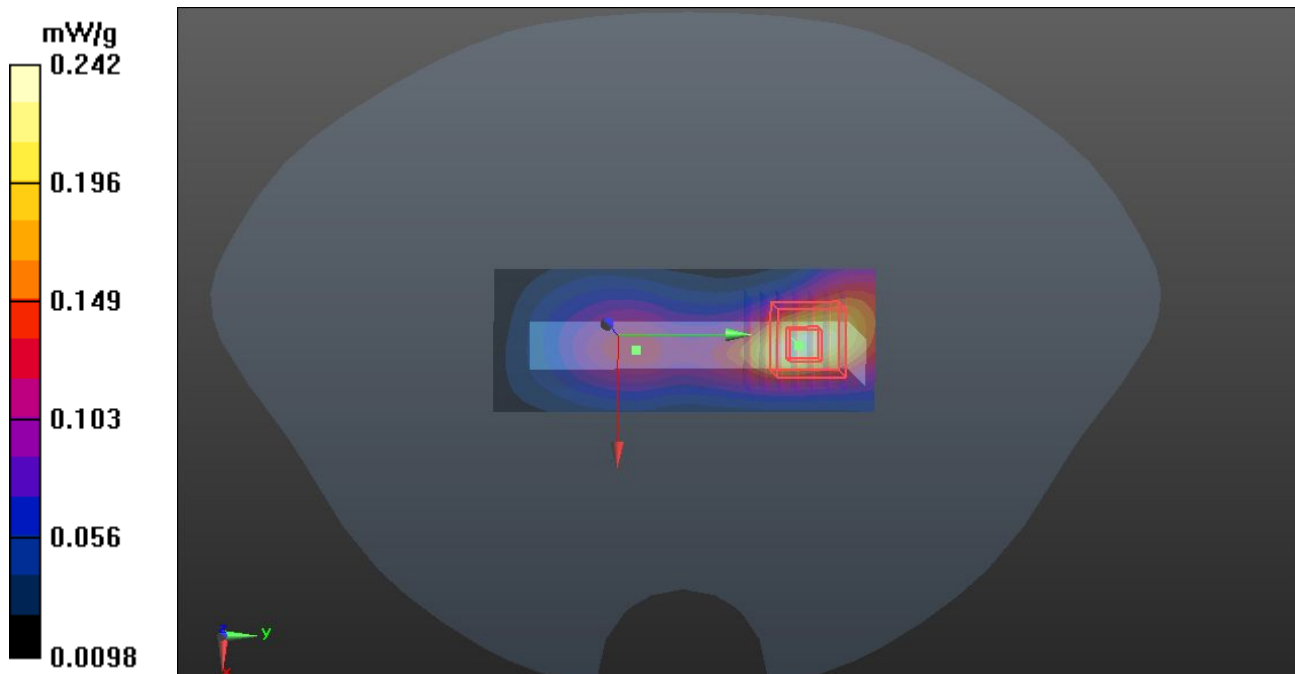
Measurement grid:  $dx=5\text{mm}$ ,  $dy=5\text{mm}$ ,  $dz=5\text{mm}$

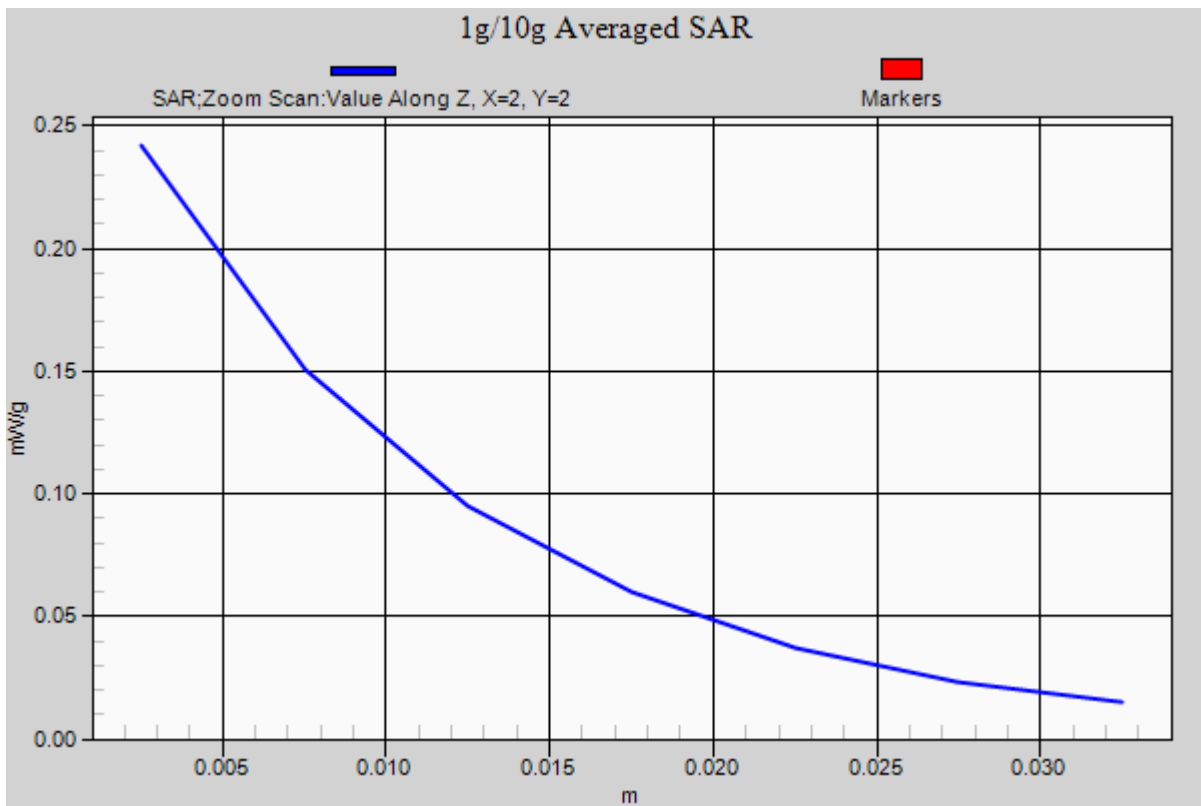
Reference Value = 8.378 V/m; Power Drift = 0.11 dB

Peak SAR (extrapolated) = 0.318W/kg

**SAR(1 g) = 0.186 mW/g; SAR(10 g) = 0.134 mW/g**

Maximum value of SAR (measured) = 0.242 mW/g









Test Laboratory: Compliance Certification Services Inc.

July 17, 2012

**EDGE-1900-Body-Hotspot Up Middle CH661**

**DUT: GSM Mobile Phone; Type: Wicked; Serial: 358800020155249**

Communication System: EDGE; Communication System Band: EDGE 1900 (1850.2 - 1909.8MHz);

Frequency: 1880 MHz; Communication System PAR: 3.01dB

Ambient: Temperature: 21 °C Relative humidity: 58% Liquid : Temperature: 20 °C

Medium parameters used:  $f = 1880\text{MHz}$ ;  $\sigma = 1.52\text{mho/m}$ ;  $\epsilon_r = 53.258$ ;  $\rho = 1000\text{ kg/m}^3$

Phantom section: Flat Section

Measurement Standard: DASY5 (IEEE/IEC/ANSI C63.19-2007)

DASY Configuration:

- Probe: EX3DV4 - SN3755; ConvF(9.07, 9.07, 9.07); Calibrated: 1/20/2012
- Sensor-Surface: 2.5mm (Mechanical Surface Detection)
- Electronics: DAE4 Sn1245; Calibrated: 1/11/2012
- Phantom: Twin SAM Phantom; Type: QD 000 P40 CD; Serial: 1609
- DASY52 52.8.0(692); SEMCAD X 14.6.4(4989)

**EDGE1900/ Up Middle CH661/Area Scan (51x81x1):**

Measurement grid:  $dx=15\text{mm}$ ,  $dy=15\text{mm}$

Maximum value of SAR (measured) = 0.343 mW/g

**EDGE1900/ Up Middle CH661/Zoom Scan (7x7x7)/Cube 0:**

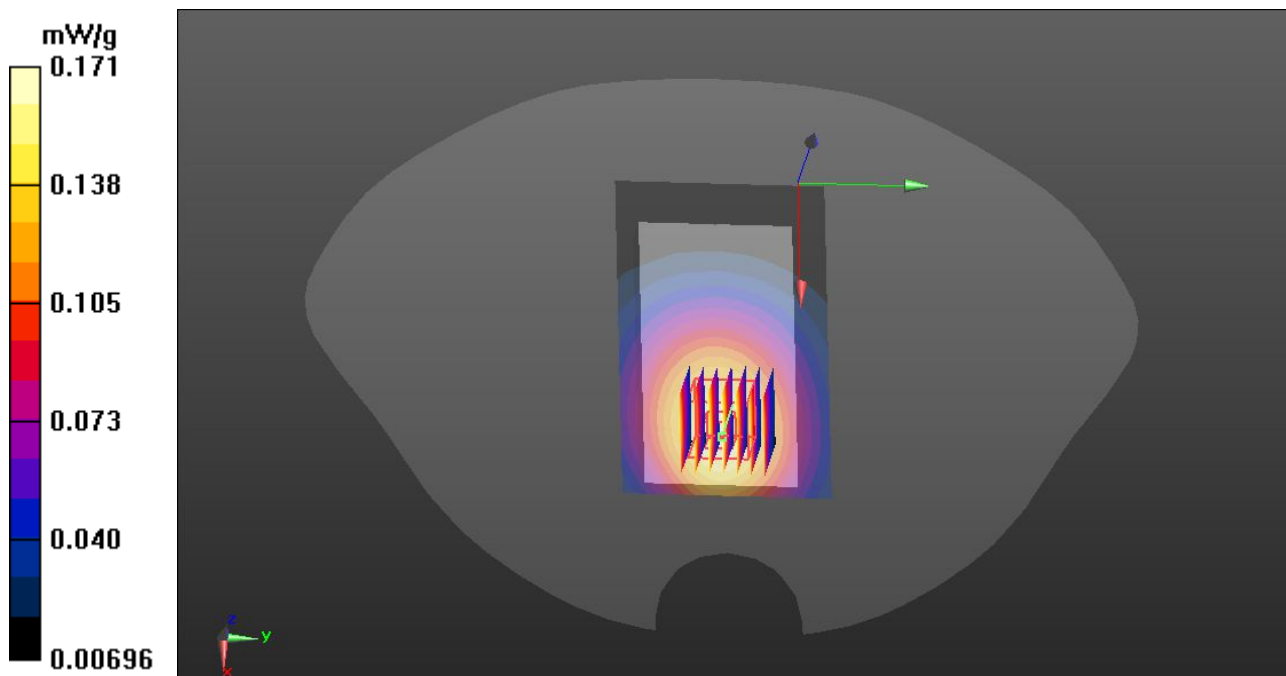
Measurement grid:  $dx=5\text{mm}$ ,  $dy=5\text{mm}$ ,  $dz=5\text{mm}$

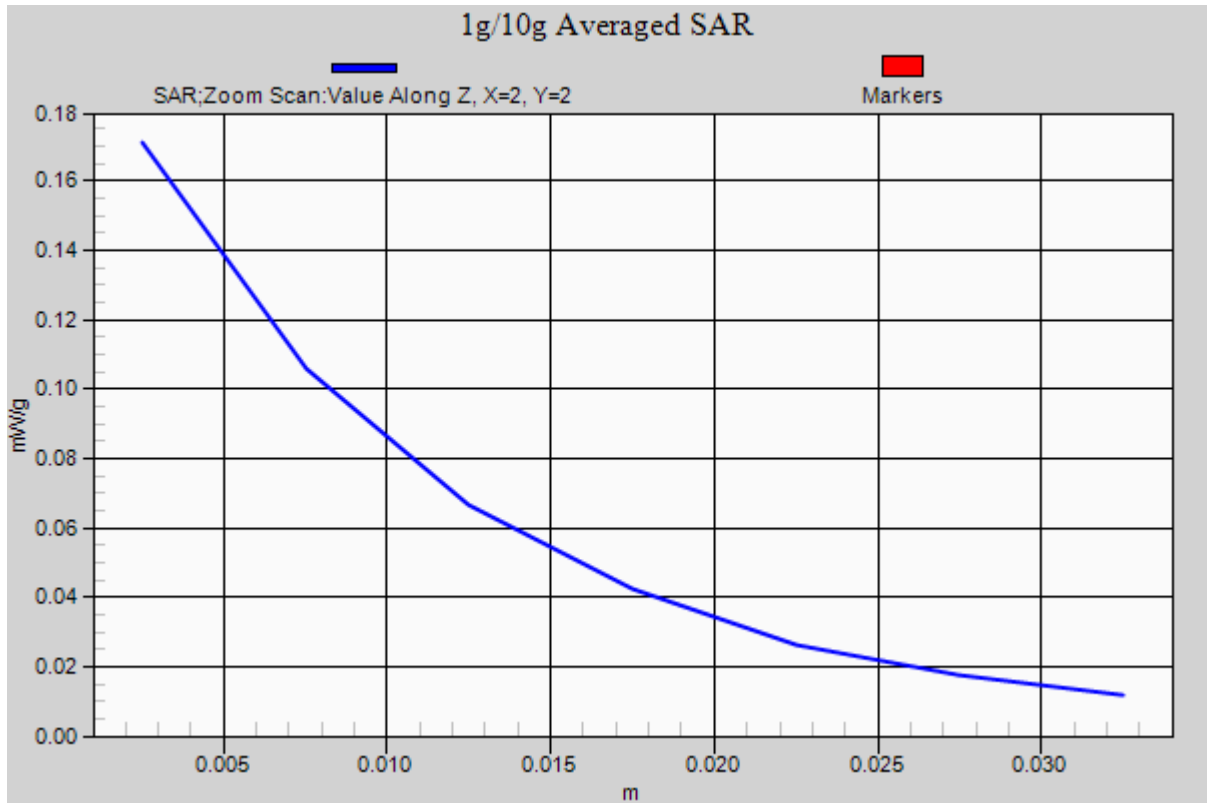
Reference Value = 5.949 V/m; Power Drift = 0.17 dB

Peak SAR (extrapolated) = 0.523 W/kg

**SAR(1 g) = 0.137 mW/g; SAR(10 g) = 0.085 mW/g**

Maximum value of SAR (measured) = 0.171 mW/g







Test Laboratory: Compliance Certification Services Inc.

July 17, 2012

**EDGE-1900-Body-Hotspot Down Middle CH661**

**DUT: GSM Mobile Phone; Type: Wicked; Serial: 358800020155249**

Communication System: EDGE; Communication System Band: EDGE 1900 (1850.2 - 1909.8MHz);

Frequency: 1880 MHz; Communication System PAR: 3.01dB

Ambient: Temperature: 21 °C Relative humidity: 58% Liquid : Temperature: 20 °C

Medium parameters used:  $f = 1880\text{MHz}$ ;  $\sigma = 1.52\text{mho/m}$ ;  $\epsilon_r = 53.258$ ;  $\rho = 1000\text{ kg/m}^3$

Phantom section: Flat Section

Measurement Standard: DASYS (IEEE/IEC/ANSI C63.19-2007)

DASY Configuration:

- Probe: EX3DV4 - SN3755; ConvF(9.07, 9.07, 9.07); Calibrated: 1/20/2012
- Sensor-Surface: 2.5mm (Mechanical Surface Detection)
- Electronics: DAE4 Sn1245; Calibrated: 1/11/2012
- Phantom: Twin SAM Phantom; Type: QD 000 P40 CD; Serial: 1609
- DASYS 52.8.0(692); SEMCAD X 14.6.4(4989)

**EDGE1900/ Down Middle CH661/Area Scan (51x81x1):**

Measurement grid:  $dx=15\text{mm}$ ,  $dy=15\text{mm}$

Maximum value of SAR (measured) = 0.592mW/g

**EDGE1900/ Down Middle CH661/Zoom Scan (7x7x7)/Cube 0:**


Measurement grid:  $dx=5\text{mm}$ ,  $dy=5\text{mm}$ ,  $dz=5\text{mm}$

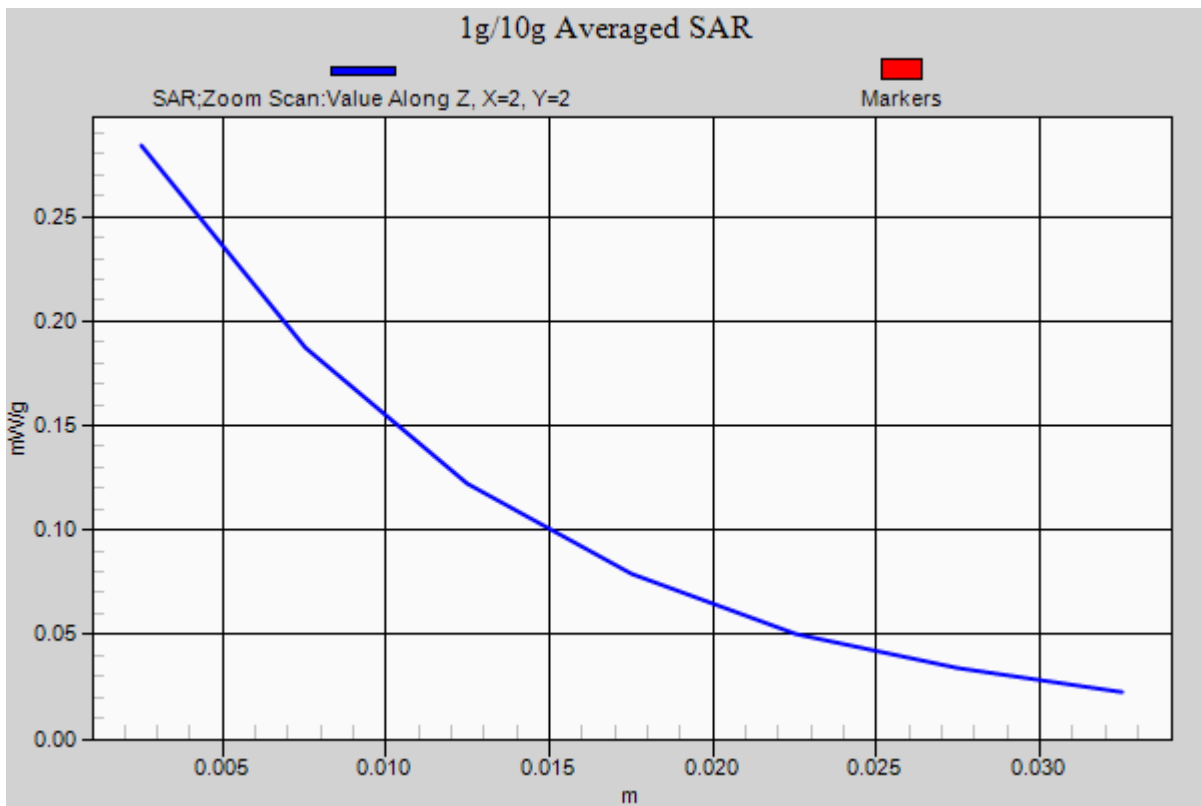
Reference Value = 6.355 V/m; Power Drift = 0.03 dB

Peak SAR (extrapolated) = 0.376 W/kg

**SAR(1 g) = 0.228 mW/g; SAR(10 g) = 0.140 mW/g**

Maximum value of SAR (measured) = 0.284 mW/g







Test Laboratory: Compliance Certification Services Inc.

July 17, 2012

**EDGE-1900-Body-Hotspot Bottom Middle CH661**

**DUT: GSM Mobile Phone; Type: Wicked; Serial: 358800020155249**

Communication System: EDGE; Communication System Band: EDGE 1900 (1850.2 - 1909.8MHz);

Frequency: 1880 MHz; Communication System PAR: 3.01dB

Ambient: Temperature: 21 °C Relative humidity: 58% Liquid : Temperature: 20 °C

Medium parameters used:  $f = 1880\text{MHz}$ ;  $\sigma = 1.52\text{mho/m}$ ;  $\epsilon_r = 53.258$ ;  $\rho = 1000\text{ kg/m}^3$

Phantom section: Flat Section

Measurement Standard: DASY5 (IEEE/IEC/ANSI C63.19-2007)

DASY Configuration:

- Probe: EX3DV4 - SN3755; ConvF(9.07, 9.07, 9.07); Calibrated: 1/20/2012
- Sensor-Surface: 2.5mm (Mechanical Surface Detection)
- Electronics: DAE4 Sn1245; Calibrated: 1/11/2012
- Phantom: Twin SAM Phantom; Type: QD 000 P40 CD; Serial: 1609
- DASY52 52.8.0(692); SEMCAD X 14.6.4(4989)

**EDGE1900/ Bottom Middle CH661/Area Scan (51x31x1):**

Measurement grid:  $dx=15\text{mm}$ ,  $dy=15\text{mm}$

Maximum value of SAR (measured) = 0.543 mW/g

**EDGE1900/ Bottom Middle CH661/Zoom Scan (7x7x7)/Cube 0:**

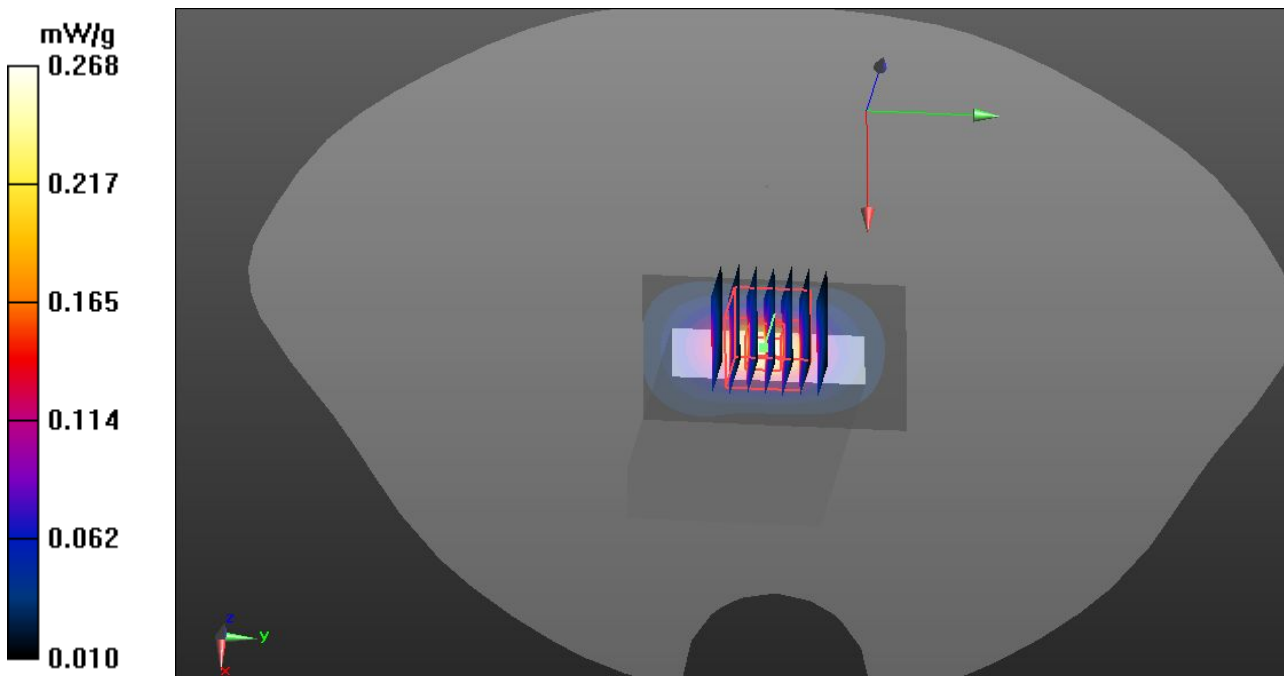
Measurement grid:  $dx=5\text{mm}$ ,  $dy=5\text{mm}$ ,  $dz=5\text{mm}$

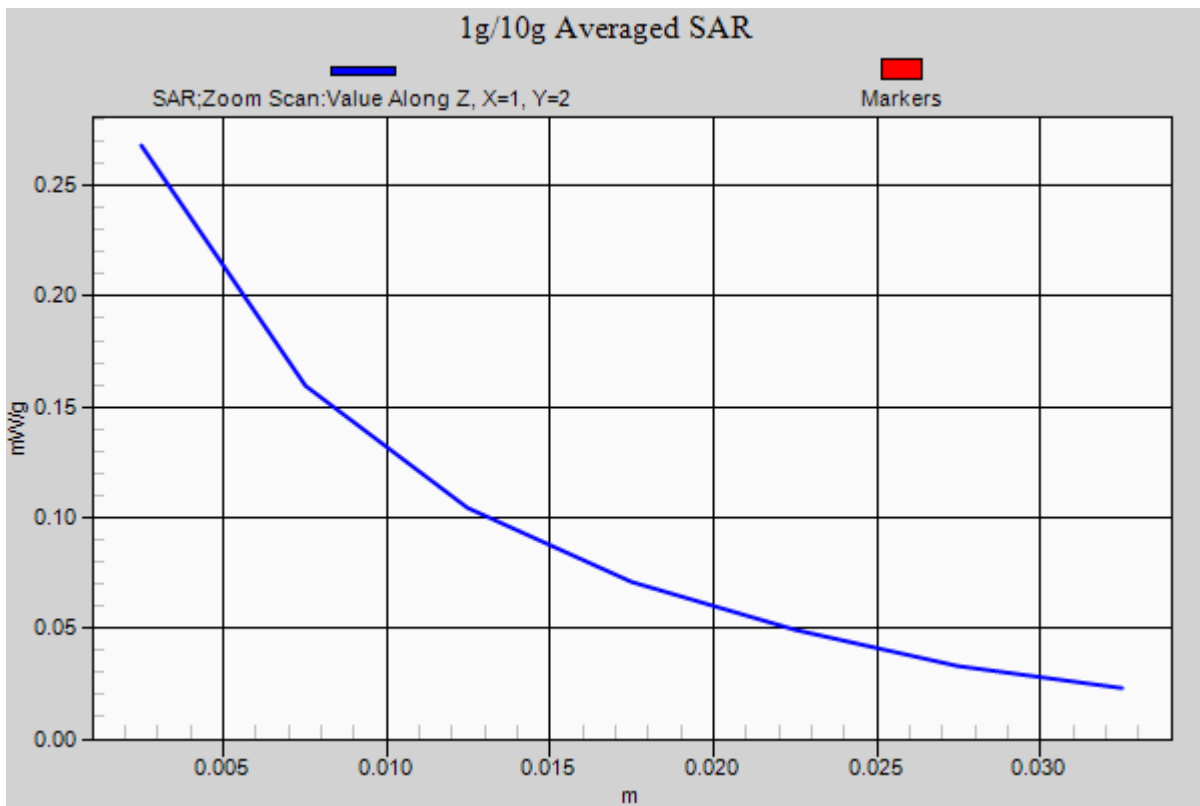
Reference Value = 7.367 V/m; Power Drift = -0.16 dB

Peak SAR (extrapolated) = 0.376 W/kg

**SAR(1 g) = 0.201 mW/g; SAR(10 g) = 0.125 mW/g**

Maximum value of SAR (measured) = 0.268 mW/g







Test Laboratory: Compliance Certification Services Inc.

July 17, 2012

**EDGE-1900-Body-Hotspot Right Middle CH661**

**DUT: GSM Mobile Phone; Type: Wicked; Serial: 358800020155249**

Communication System: EDGE; Communication System Band: EDGE 1900 (1850.2 - 1909.8MHz);  
Frequency: 1880 MHz; Communication System PAR: 3.01dB

Ambient: Temperature: 21 °C Relative humidity: 58% Liquid : Temperature: 20 °C

Medium parameters used:  $f = 1880\text{MHz}$ ;  $\sigma = 1.52\text{mho/m}$ ;  $\epsilon_r = 53.258$ ;  $\rho = 1000\text{ kg/m}^3$

Phantom section: Flat Section

Measurement Standard: DASYS (IEEE/IEC/ANSI C63.19-2007)

DASY Configuration:

- Probe: EX3DV4 - SN3755; ConvF(9.07, 9.07, 9.07); Calibrated: 1/20/2012
- Sensor-Surface: 2.5mm (Mechanical Surface Detection)
- Electronics: DAE4 Sn1245; Calibrated: 1/11/2012
- Phantom: Twin SAM Phantom; Type: QD 000 P40 CD; Serial: 1609
- DASYS 52.8.0(692); SEMCAD X 14.6.4(4989)

**EDGE1900/ Right Middle CH661/Area Scan (81x31x1):**

Measurement grid:  $dx=15\text{mm}$ ,  $dy=15\text{mm}$

Maximum value of SAR (measured) = 0.214 mW/g

**EDGE1900/ Right Middle CH661/Zoom Scan (7x7x7)/Cube 0:**

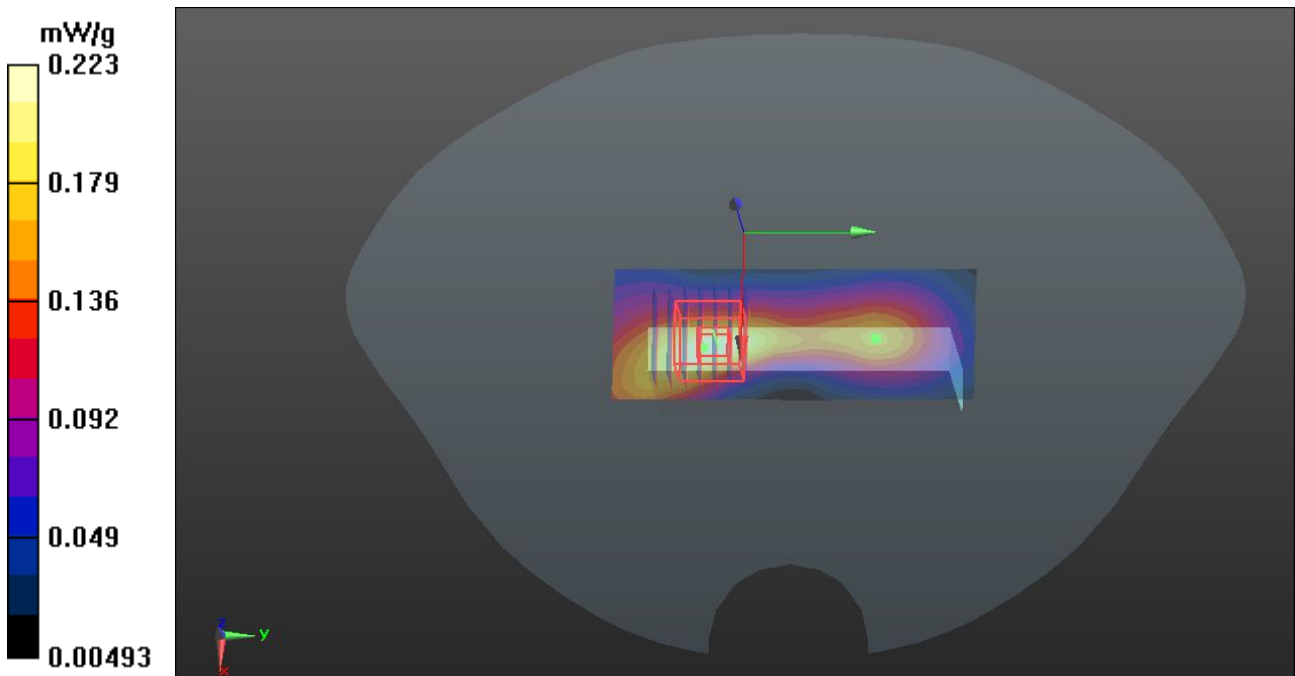
Measurement grid:  $dx=5\text{mm}$ ,  $dy=5\text{mm}$ ,  $dz=5\text{mm}$

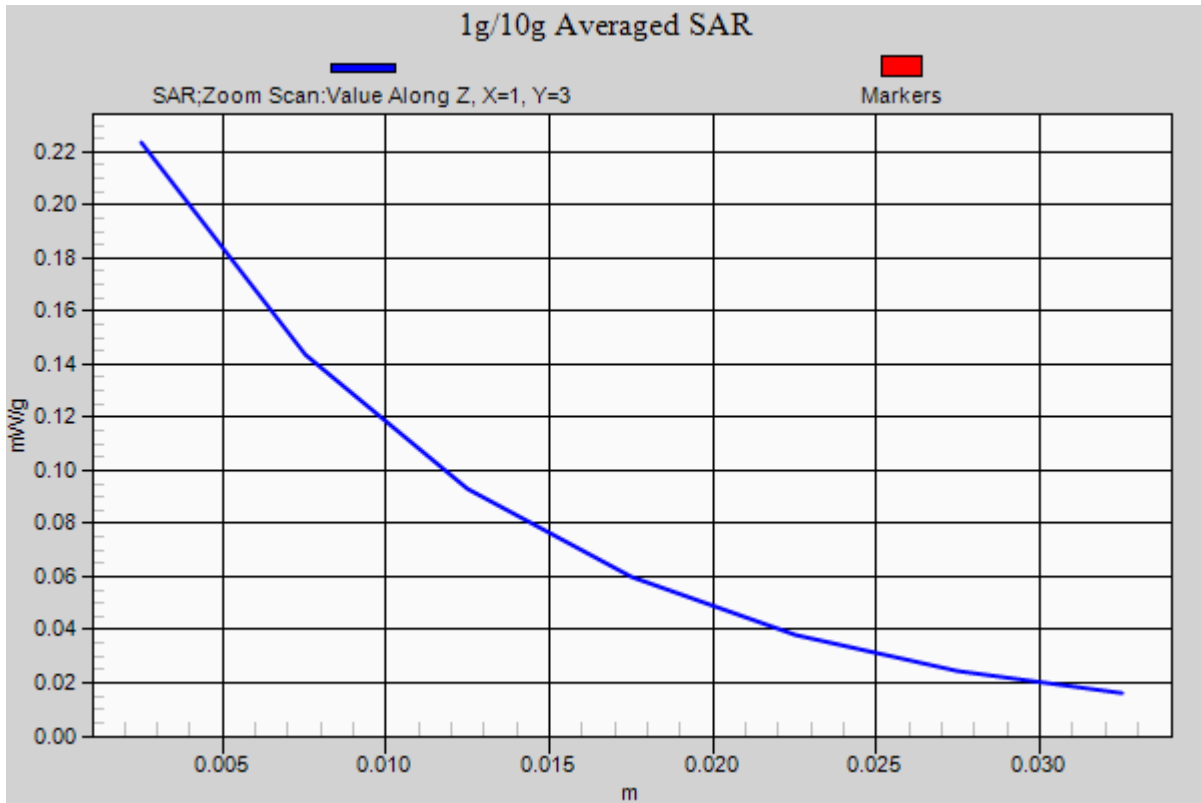
Reference Value = 8.272 V/m; Power Drift = 0.03 dB

Peak SAR (extrapolated) = 0.397 W/kg

**SAR(1 g) = 0.189 mW/g; SAR(10 g) = 0.113 mW/g**

Maximum value of SAR (measured) = 0.223 mW/g









Test Laboratory: Compliance Certification Services Inc.

July 17, 2012

**EDGE 1900-Body-Hotspot Left Middle CH661**

**DUT: GSM Mobile Phone; Type: Wicked; Serial: 358800020155249**

Communication System: EDGE; Communication System Band: EDGE 1900 (1850.2 - 1909.8MHz);  
Frequency: 1880 MHz; Communication System PAR: 3.01dB

Ambient: Temperature: 21 °C Relative humidity: 58% Liquid : Temperature: 20 °C

Medium parameters used:  $f = 1880\text{MHz}$ ;  $\sigma = 1.52\text{mho/m}$ ;  $\epsilon_r = 53.258$ ;  $\rho = 1000\text{ kg/m}^3$

Phantom section: Flat Section

Measurement Standard: DASYS (IEEE/IEC/ANSI C63.19-2007)

DASY5 Configuration:

- Probe: EX3DV4 - SN3755; ConvF(9.07, 9.07, 9.07); Calibrated: 1/20/2012
- Sensor-Surface: 2.5mm (Mechanical Surface Detection)
- Electronics: DAE4 Sn1245; Calibrated: 1/11/2012
- Phantom: Twin SAM Phantom; Type: QD 000 P40 CD; Serial: 1609
- Measurement SW: DASYS 52.8.0(692); SEMCAD X 14.6.4(4989)

**EDGE1900/ Left Middle CH661/Area Scan (81x31x1):**

Measurement grid:  $dx=15\text{mm}$ ,  $dy=15\text{mm}$

Maximum value of SAR (measured) = 0.218 mW/g

**EDGE1900/ Left Middle CH661/Zoom Scan (7x7x7)/Cube 0:**

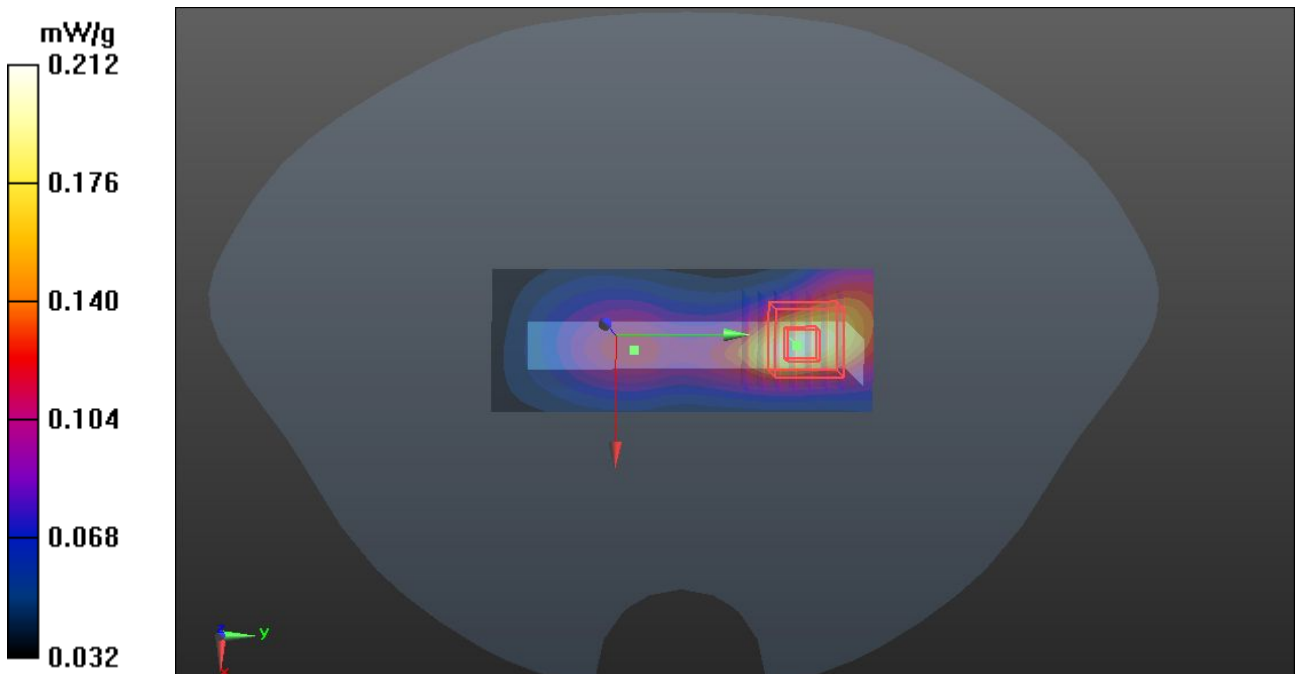
Measurement grid:  $dx=5\text{mm}$ ,  $dy=5\text{mm}$ ,  $dz=5\text{mm}$

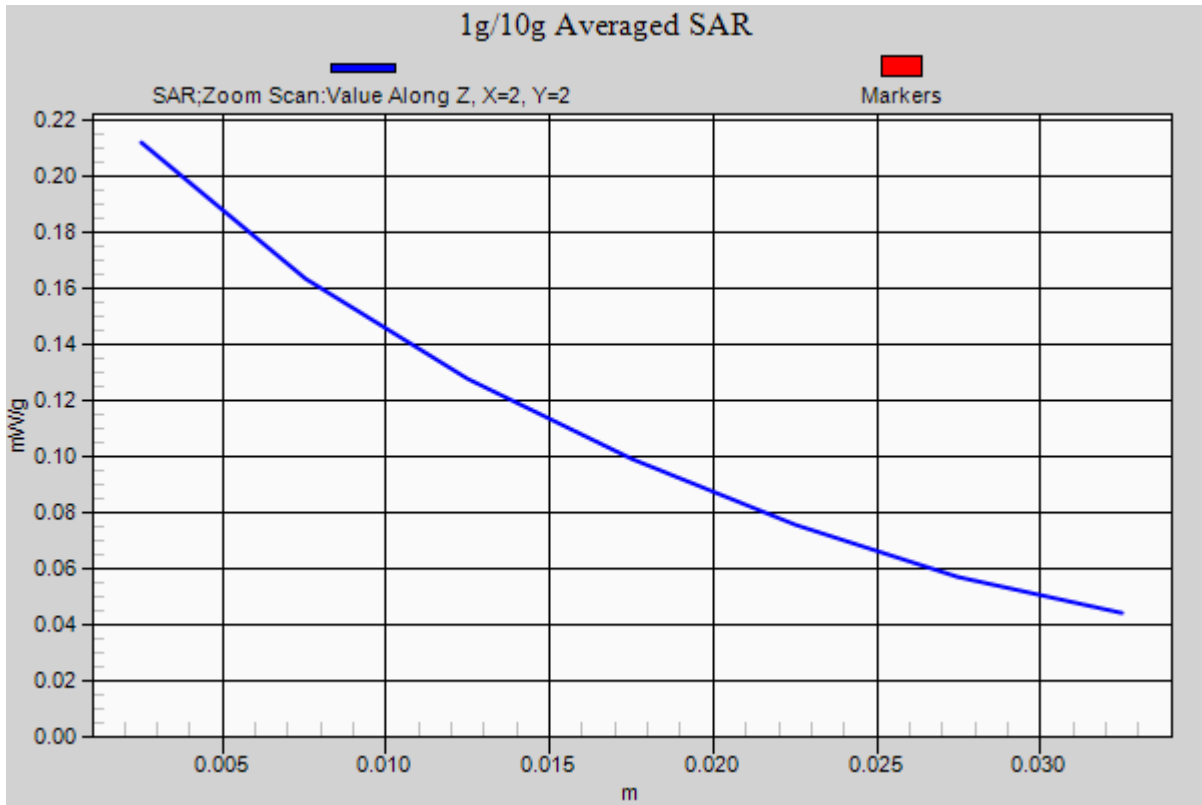
Reference Value = 7.378 V/m; Power Drift = 0.11 dB

Peak SAR (extrapolated) = 0.338W/kg

**SAR(1 g) = 0.144 mW/g; SAR(10 g) = 0.102 mW/g**

Maximum value of SAR (measured) = 0.212 mW/g







Test Laboratory: Compliance Certification Services Inc.

July 17, 2012

**WCDMA Band II Body-Hotspot Up Middle CH9400**

**DUT: GSM Mobile Phone; Type: Wicked; Serial: 358800020155249**

Communication System: FDD WCDMA; Communication System Band: Band II; Frequency: 1880MHz; Communication System PAR: 0 dB

Ambient: Temperature: 21 °C Relative humidity: 58% Liquid : Temperature: 20 °C

Medium parameters used:  $f = 1880$  MHz;  $\sigma = 1.527$  mho/m;  $\epsilon_r = 52.807$ ;  $\rho = 1000$  kg/m<sup>3</sup>

Phantom section: Flat Section

Measurement Standard: DASYS (IEEE/IEC/ANSI C63.19-2007)

DASY Configuration:

- Probe: EX3DV4 - SN3755; ConvF(9.07, 9.07, 9.07); Calibrated: 1/20/2012
- Sensor-Surface: 2.5mm (Mechanical Surface Detection)
- Electronics: DAE4 Sn1245; Calibrated: 1/11/2012
- Phantom: Twin SAM Phantom; Type: QD 000 P40 CD; Serial: 1609
- DASYS 52.8.0(692); SEMCAD X 14.6.4(4989)

**WCDMA Band II /Body Up Middle CH9400/Area Scan (51x81x1):**

Measurement grid:  $dx=15$ mm,  $dy=15$ mm

Maximum value of SAR (measured) = 0.600 mW/g

**WCDMA Band II /Body Up Middle CH9400/Zoom Scan (7x7x7)/Cube 0:**

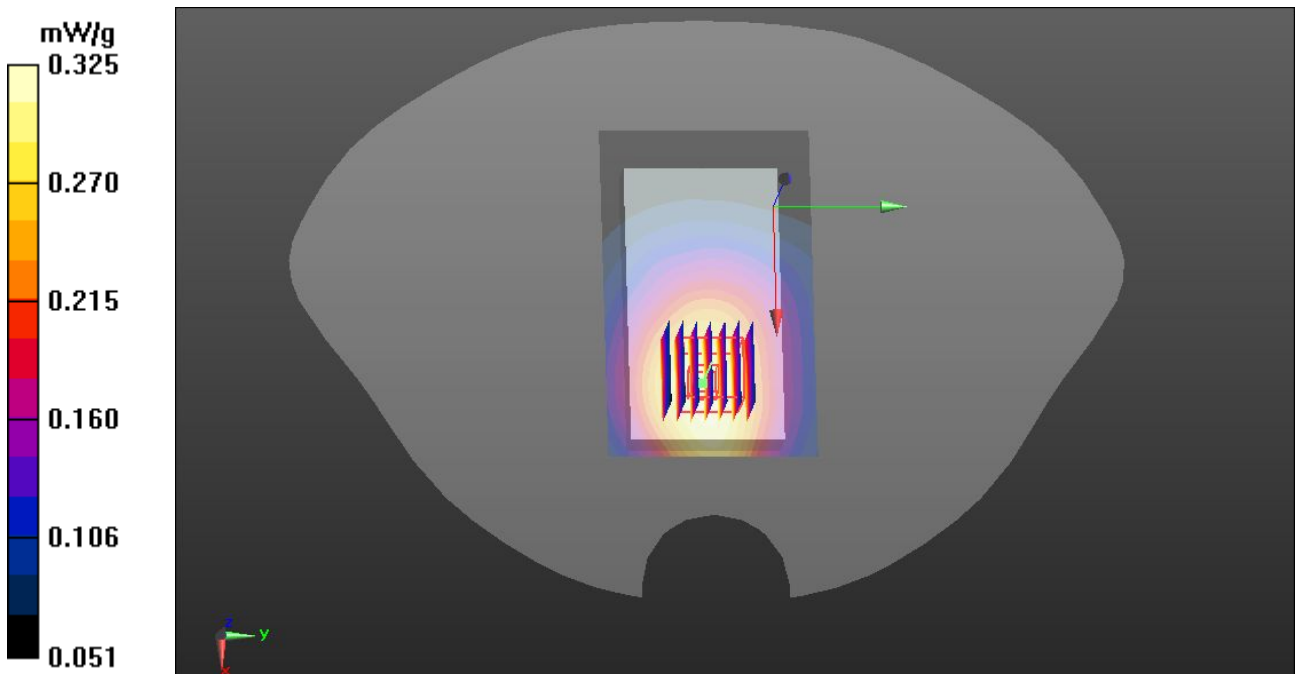
Measurement grid:  $dx=5$ mm,  $dy=5$ mm,  $dz=5$ mm

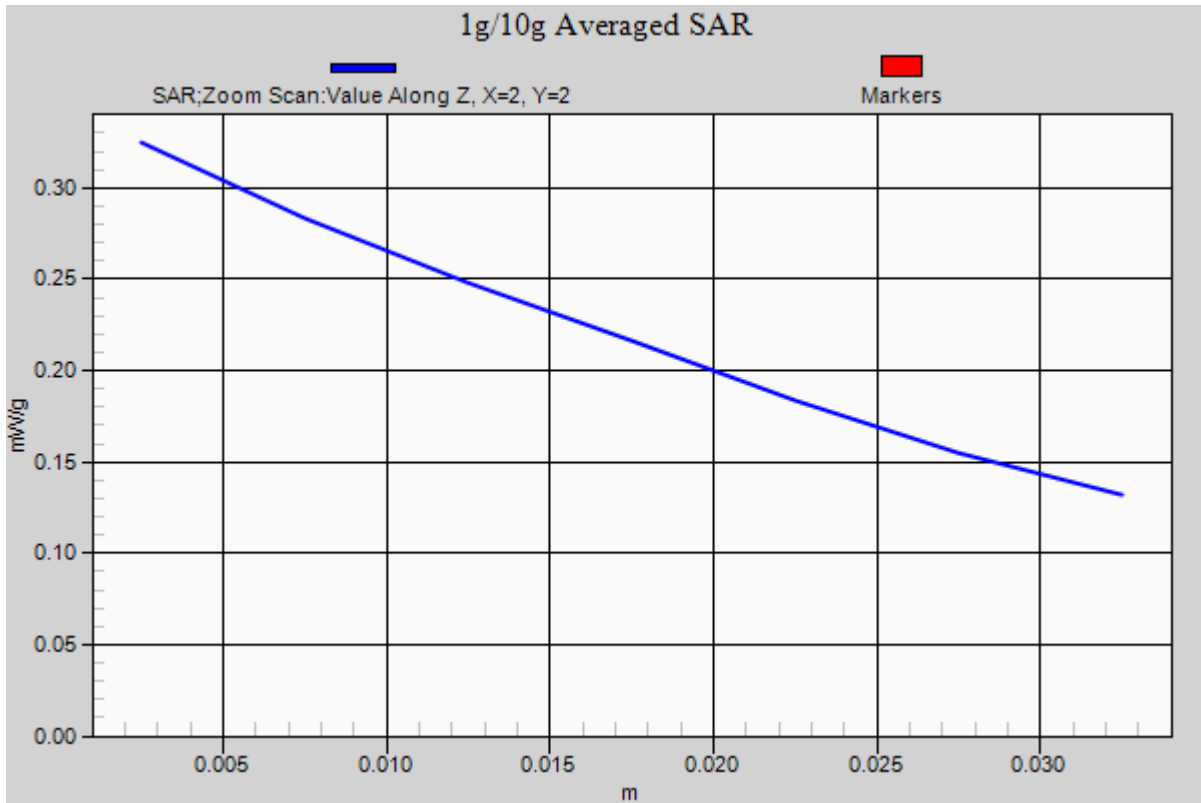
Reference Value = 10.363 V/m; Power Drift = 0.12 dB

Peak SAR (extrapolated) = 0.589 W/kg

**SAR(1 g) = 0.297 mW/g; SAR(10 g) = 0.224 mW/g**

Maximum value of SAR (measured) = 0.325 mW/g







Test Laboratory: Compliance Certification Services Inc.

July 17, 2012

**WCDMA Band II Body-Hotspot Down Middle CH9400**

**DUT: GSM Mobile Phone; Type: Wicked; Serial: 358800020155249**

Communication System: FDD WCDMA; Communication System Band: Band II; Frequency: 1880MHz; Communication System PAR: 0 dB

Ambient: Temperature: 21 °C Relative humidity: 58% Liquid : Temperature: 20 °C  
Medium parameters used:  $f = 1880$  MHz;  $\sigma = 1.527$  mho/m;  $\epsilon_r = 52.807$ ;  $\rho = 1000$  kg/m<sup>3</sup>

Phantom section: Flat Section

Measurement Standard: DASYS (IEEE/IEC/ANSI C63.19-2007)

DASY Configuration:

- Probe: EX3DV4 - SN3755; ConvF(9.07, 9.07, 9.07); Calibrated: 1/20/2012
- Sensor-Surface: 2.5mm (Mechanical Surface Detection)
- Electronics: DAE4 Sn1245; Calibrated: 1/11/2012
- Phantom: Twin SAM Phantom; Type: QD 000 P40 CD; Serial: 1609
- DASY52 52.8.0(692); SEMCAD X 14.6.4(4989)

**WCDMA Band II /Body Down Middle CH9400/Area Scan (51x81x1):**

Measurement grid:  $dx=15$ mm,  $dy=15$ mm

Maximum value of SAR (measured) = 0.608 mW/g

**WCDMA Band II /Body Down Middle CH9400/Zoom Scan (7x7x7)/Cube 0:**

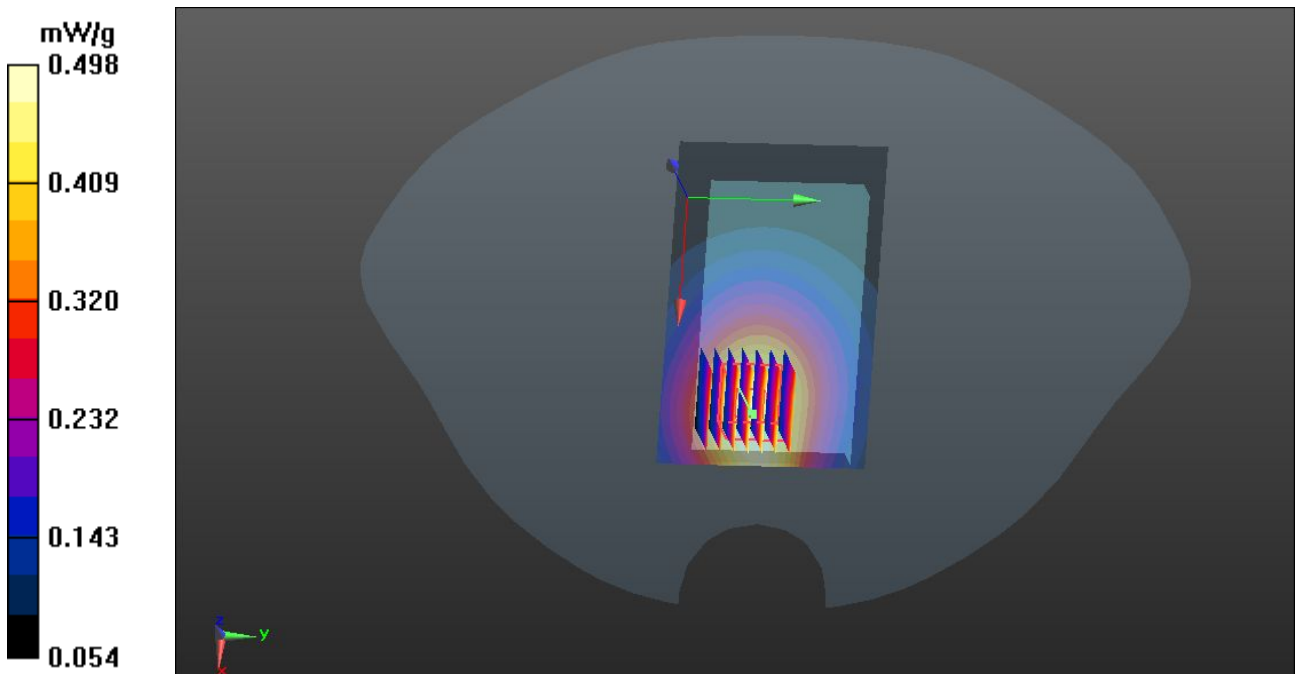
Measurement grid:  $dx=5$ mm,  $dy=5$ mm,  $dz=5$ mm

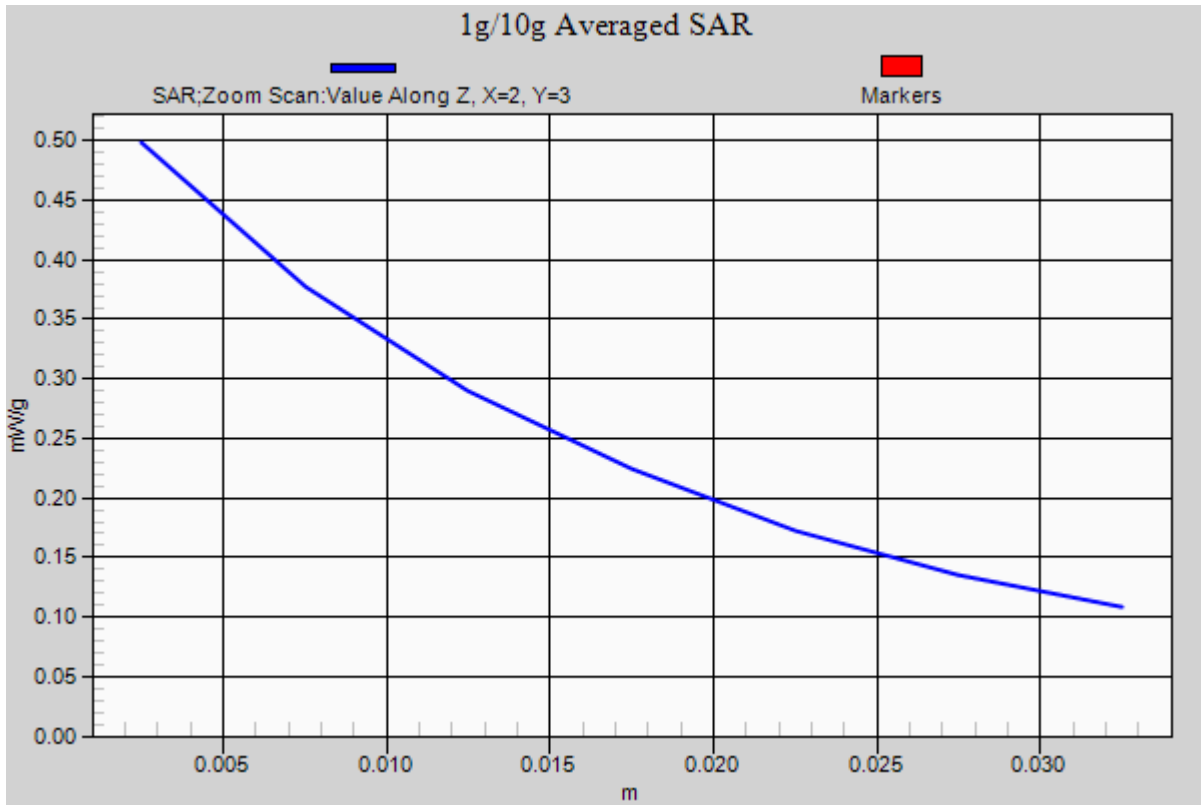
Reference Value = 10.426 V/m; Power Drift = 0.04 dB

Peak SAR (extrapolated) = 0.602 W/kg

**SAR(1 g) = 0.415 mW/g; SAR(10 g) = 0.309 mW/g**

Maximum value of SAR (measured) = 0.498 mW/g







Test Laboratory: Compliance Certification Services Inc.

July 17, 2012

**WCDMA Band II Body-Hotspot Bottom Middle CH9400**

**DUT: GSM Mobile Phone; Type: Wicked; Serial: 358800020155249**

Communication System: FDD WCDMA; Communication System Band: Band II; Frequency: 1880MHz; Communication System PAR: 0 dB

Ambient: Temperature: 21 °C Relative humidity: 58% Liquid : Temperature: 20 °C

Medium parameters used:  $f = 1880 \text{ MHz}$ ;  $\sigma = 1.527 \text{ mho/m}$ ;  $\epsilon_r = 52.807$ ;  $\rho = 1000 \text{ kg/m}^3$

Phantom section: Flat Section

Measurement Standard: DASYS (IEEE/IEC/ANSI C63.19-2007)

DASY5 Configuration:

- Probe: EX3DV4 - SN3755; ConvF(9.07, 9.07, 9.07); Calibrated: 1/20/2012
- Sensor-Surface: 2.5mm (Mechanical Surface Detection)
- Electronics: DAE4 Sn1245; Calibrated: 1/11/2012
- Phantom: Twin SAM Phantom; Type: QD 000 P40 CD; Serial: 1609
- Measurement SW: DASYS 52.8.0(692); SEMCAD X 14.6.4(4989)

**WCDMA Band II/ Bottom Middle CH9400/Area Scan (51x31x1):**

Measurement grid:  $dx=15\text{mm}$ ,  $dy=15\text{mm}$

Maximum value of SAR (measured) = 0.498 mW/g

**WCDMA Band II/ Bottom Middle CH9400/ Zoom Scan (7x7x7)/Cube 0:**

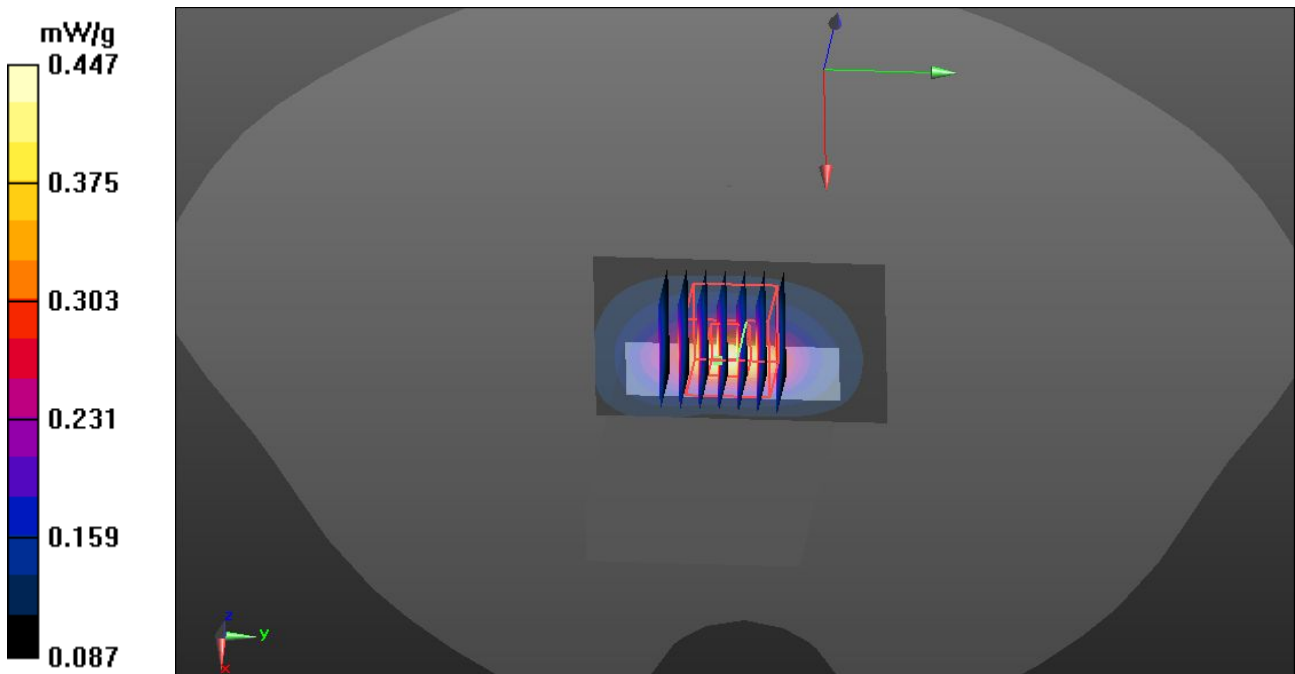
Measurement grid:  $dx=5\text{mm}$ ,  $dy=5\text{mm}$ ,  $dz=5\text{mm}$

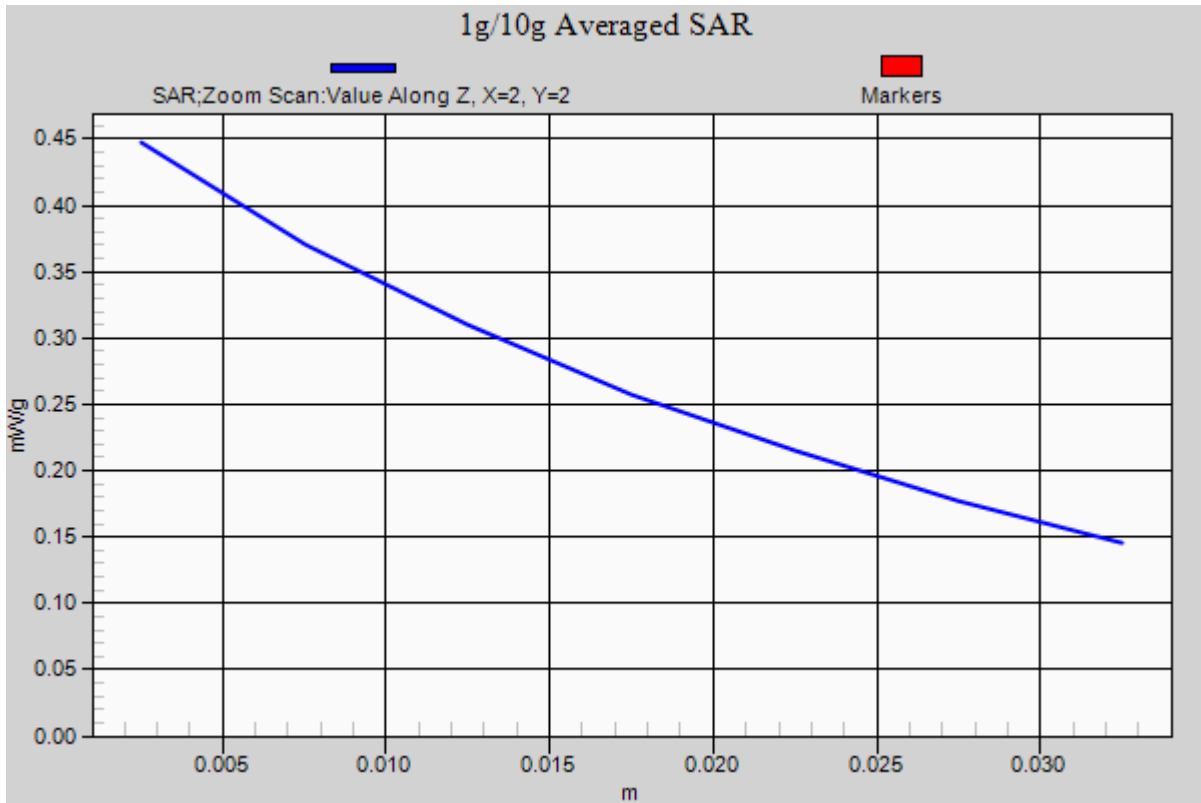
Reference Value = 10.939 V/m; Power Drift = 0.03 dB

Peak SAR (extrapolated) = 0.624 W/kg

**SAR(1 g) = 0.403 mW/g; SAR(10 g) = 0.283 mW/g**

Maximum value of SAR (measured) = 0.447 mW/g









Test Laboratory: Compliance Certification Services Inc.

July 17, 2012

**WCDMA Band II Body-Hotspot Right Middle CH9400**

**DUT: GSM Mobile Phone; Type: Wicked; Serial: 358800020155249**

Communication System: FDD WCDMA; Communication System Band: Band II; Frequency: 1880MHz; Communication System PAR: 0 dB

Ambient: Temperature: 21 °C Relative humidity: 58% Liquid : Temperature: 20 °C  
Medium parameters used:  $f = 1880 \text{ MHz}$ ;  $\sigma = 1.527 \text{ mho/m}$ ;  $\epsilon_r = 52.807$ ;  $\rho = 1000 \text{ kg/m}^3$

Phantom section: Flat Section

Measurement Standard: DASYS (IEEE/IEC/ANSI C63.19-2007)

DASY5 Configuration:

- Probe: EX3DV4 - SN3755; ConvF(9.07, 9.07, 9.07); Calibrated: 1/20/2012
- Sensor-Surface: 2.5mm (Mechanical Surface Detection)
- Electronics: DAE4 Sn1245; Calibrated: 1/11/2012
- Phantom: Twin SAM Phantom; Type: QD 000 P40 CD; Serial: 1609
- Measurement SW: DASYS 52.8.0(692); SEMCAD X 14.6.4(4989)

**WCDMA Band II/ Right Middle CH9400/Area Scan (81x31x1):**

Measurement grid:  $dx=15\text{mm}$ ,  $dy=15\text{mm}$

Maximum value of SAR (measured) = 0.413 mW/g

**WCDMA Band II/ Right Middle CH9400/ Zoom Scan (7x7x7)/Cube 0:**

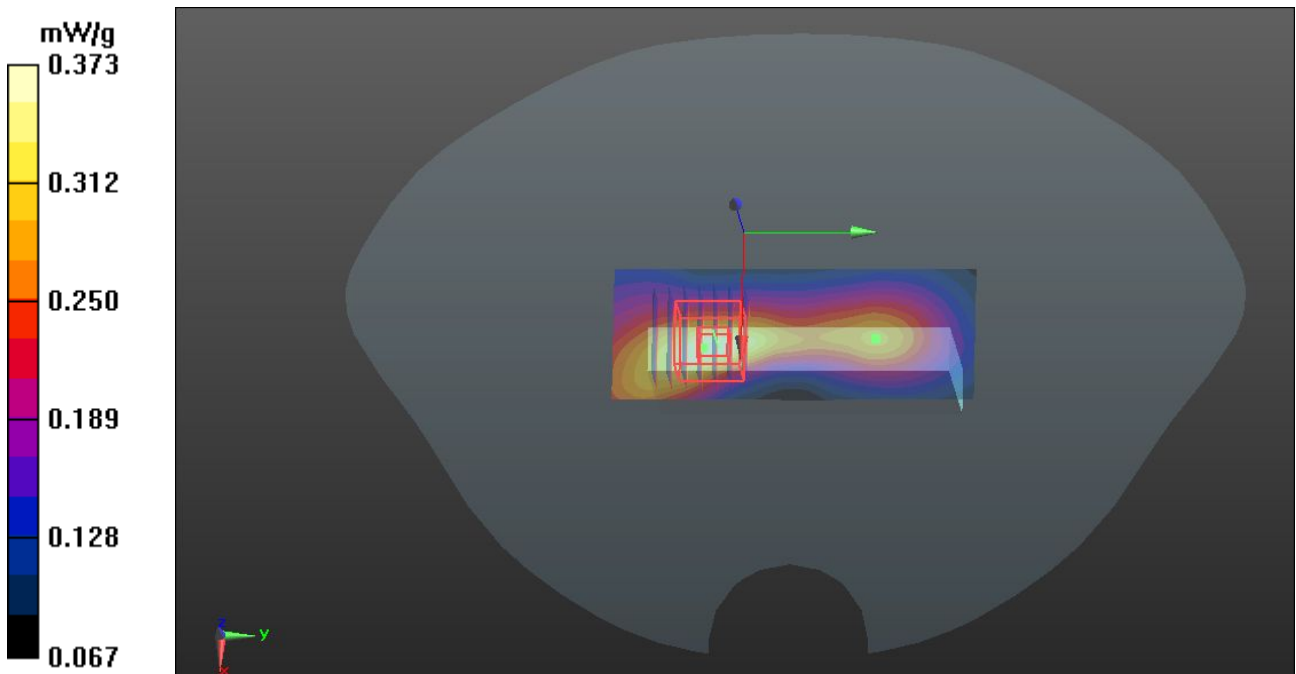
Measurement grid:  $dx=5\text{mm}$ ,  $dy=5\text{mm}$ ,  $dz=5\text{mm}$

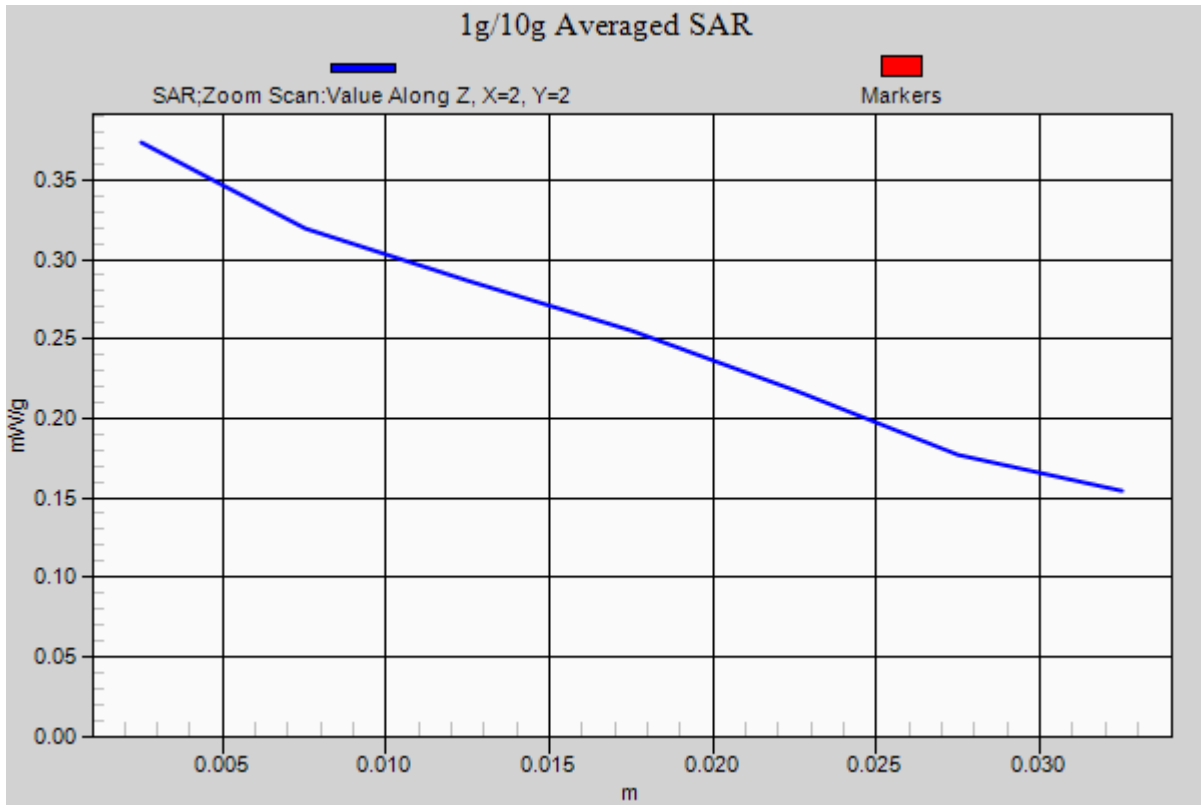
Reference Value = 9.186 V/m; Power Drift = -0.09 dB

Peak SAR (extrapolated) = 0.587 mW/g

**SAR(1 g) = 0.314 mW/g; SAR(10 g) = 0.211mW/g**

Maximum value of SAR (measured) = 0.373 mW/g







Test Laboratory: Compliance Certification Services Inc.

July 17, 2012

**WCDMA Band II Body-Hotspot Left Middle CH9400**

**DUT: GSM Mobile Phone; Type: Wicked; Serial: 358800020155249**

Communication System: FDD WCDMA; Communication System Band: Band II; Frequency: 1880MHz; Communication System PAR: 0 dB

Ambient: Temperature: 21 °C Relative humidity: 58% Liquid : Temperature: 20 °C  
Medium parameters used:  $f = 1880$  MHz;  $\sigma = 1.527$  mho/m;  $\epsilon_r = 52.807$ ;  $\rho = 1000$  kg/m<sup>3</sup>

Phantom section: Flat Section

Measurement Standard: DASYS (IEEE/IEC/ANSI C63.19-2007)

DASY5 Configuration:

- Probe: EX3DV4 - SN3755; ConvF(9.07, 9.07, 9.07); Calibrated: 1/20/2012
- Sensor-Surface: 2.5mm (Mechanical Surface Detection)
- Electronics: DAE4 Sn1245; Calibrated: 1/11/2012
- Phantom: Twin SAM Phantom; Type: QD 000 P40 CD; Serial: 1609
- DASY52 52.8.0(692); SEMCAD X 14.6.4(4989)

**WCDMA Band II/ Left Middle CH9400/Area Scan (81x31x1):**

Measurement grid:  $dx=15$ mm,  $dy=15$ mm

Maximum value of SAR (measured) = 0.379 mW/g

**WCDMA Band II/ Left Middle CH9400/Zoom Scan (7x7x7)/Cube 0:**

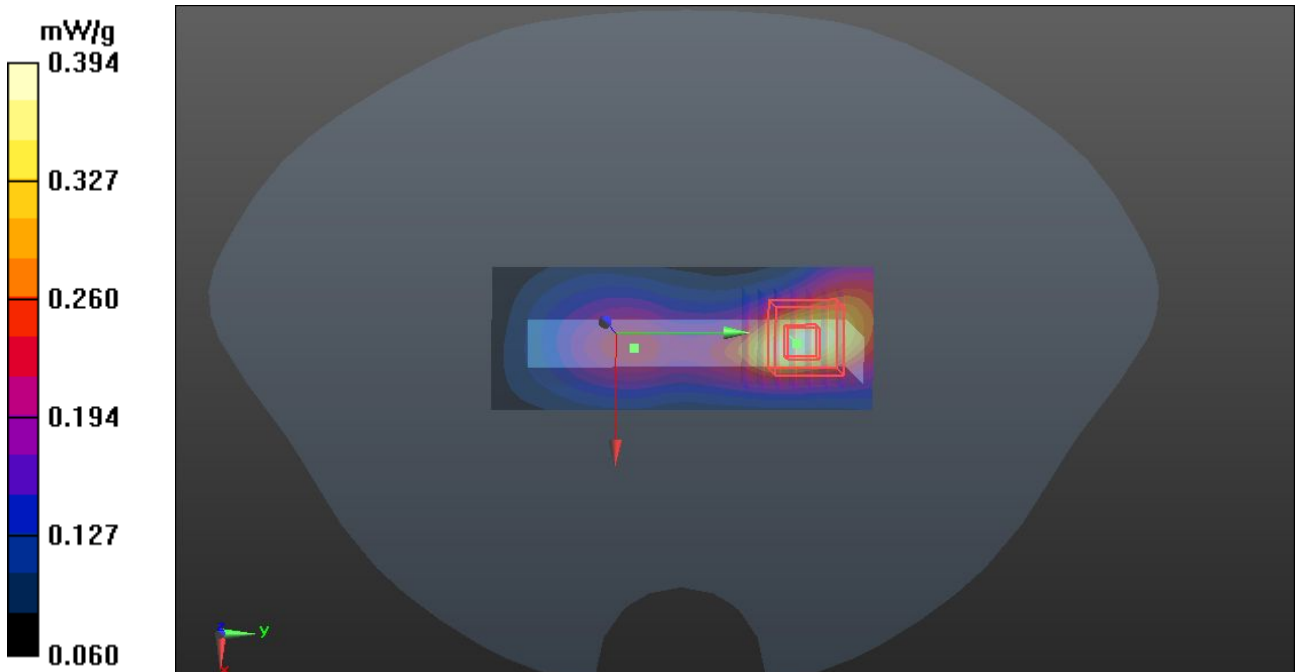
Measurement grid:  $dx=5$ mm,  $dy=5$ mm,  $dz=5$ mm

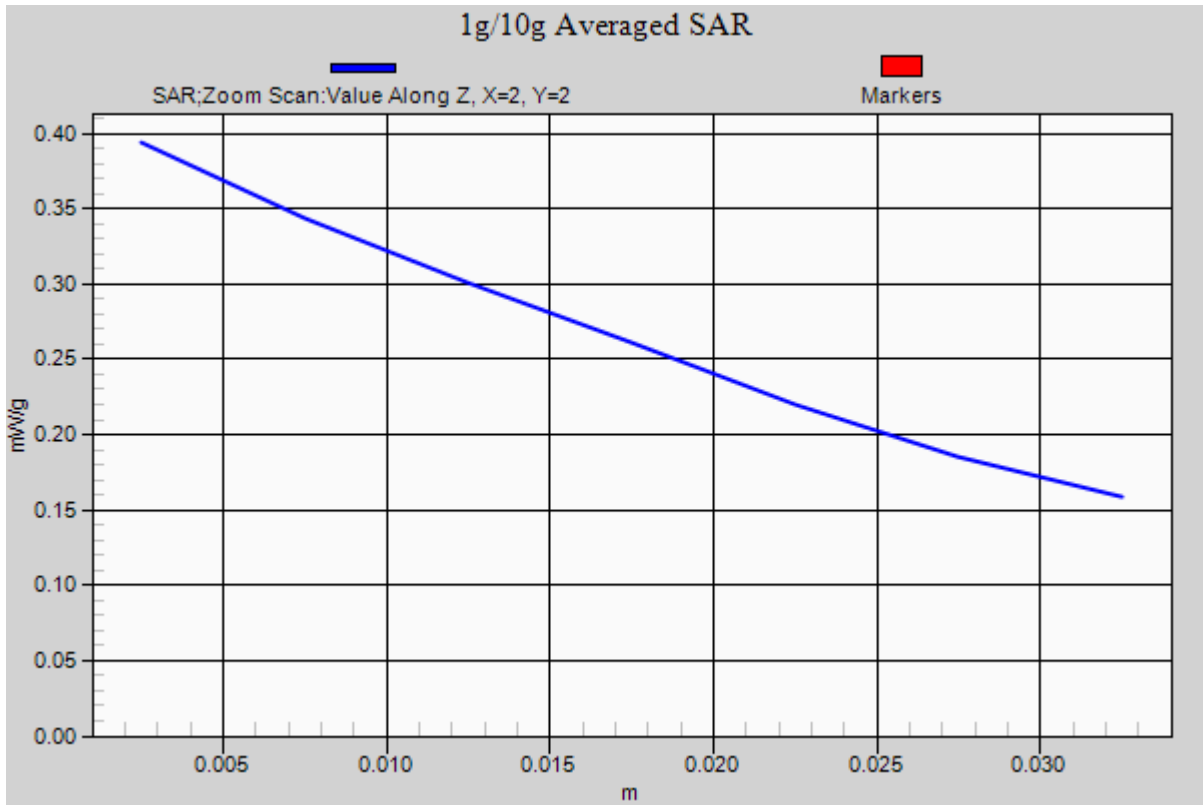
Reference Value = 10.276 V/m; Power Drift = -0.01 dB

Peak SAR (extrapolated) = 0.566 W/kg

**SAR(1 g) = 0.326 mW/g; SAR(10 g) = 0.217 mW/g**

Maximum value of SAR (measured) = 0.394 mW/g







Test Laboratory: Compliance Certification Services Inc.

July 16, 2012

**WCDMA Band V Body-Hotspot Up High CH4233**

**DUT: GSM Mobile Phone; Type: Wicked; Serial: 358800020155249**

Communication System: FDD WCDMA; Communication System Band: Band V; Frequency: 846.6

MHz; Communication System PAR: 0 dB

Ambient: Temperature: 21 °C Relative humidity: 58% Liquid : Temperature: 20 °C

Medium parameters used:  $f = 846.6$  MHz;  $\sigma = 0.897$  mho/m;  $\epsilon_r = 41.78$ ;  $\rho = 1000$  kg/m<sup>3</sup>

Phantom section: Flat Section

Measurement Standard: DASY5 (IEEE/IEC/ANSI C63.19-2007)

DASY Configuration:

- Probe: EX3DV4 - SN3755; ConvF(9.07, 9.07, 9.07); Calibrated: 1/20/2012
- Sensor-Surface: 2.5mm (Mechanical Surface Detection)
- Electronics: DAE4 Sn1245; Calibrated: 1/11/2012
- Phantom: Twin SAM Phantom; Type: QD 000 P40 CD; Serial: 1609
- DASY52 52.8.0(692); SEMCAD X 14.6.4(4989)

**WCDMA Band V /Body Up High CH4233/Area Scan (51x81x1):**

Measurement grid: dx=15mm, dy=15mm

Maximum value of SAR (measured) = 0.600 mW/g

**WCDMA Band V /Body Up High CH4233/Zoom Scan (7x7x7)/Cube 0:**


Measurement grid: dx=5mm, dy=5mm, dz=5mm

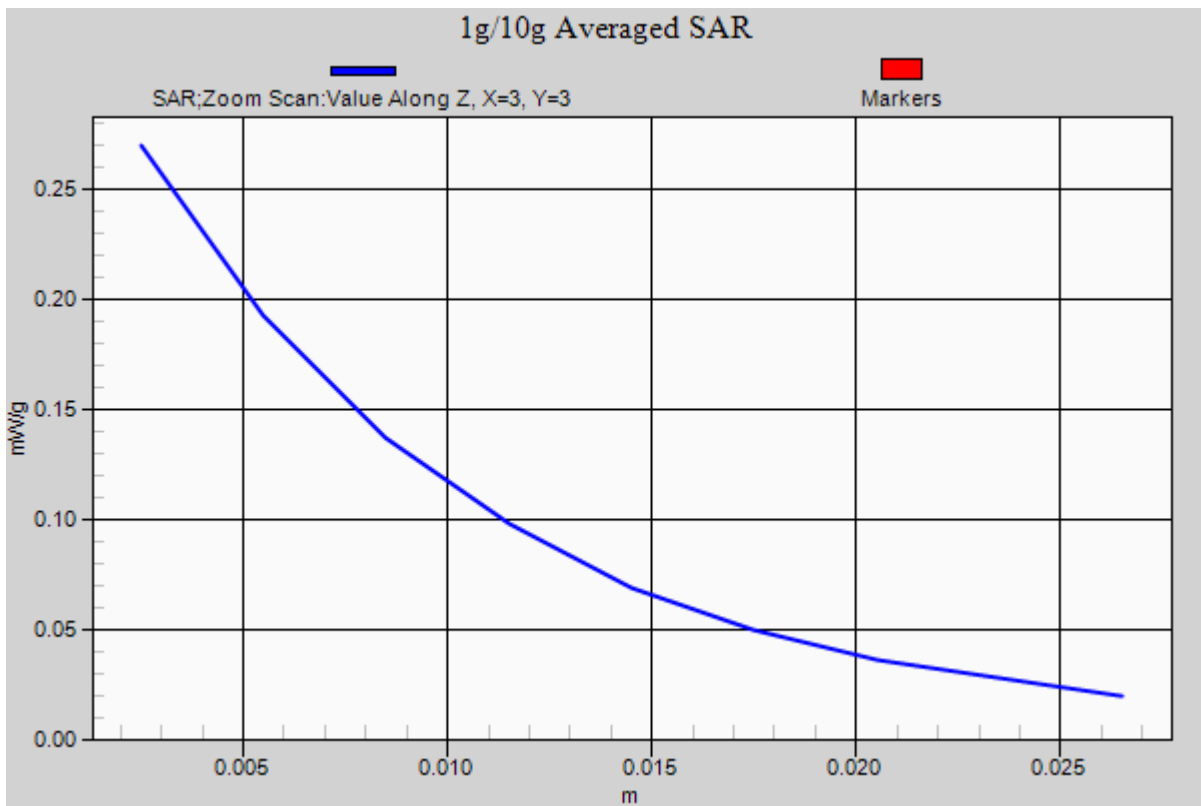
Reference Value = 8.363 V/m; Power Drift = 0.12 dB

Peak SAR (extrapolated) = 0.489 W/kg

**SAR(1 g) = 0.201 mW/g; SAR(10 g) = 0.116 mW/g**

Maximum value of SAR (measured) = 0.270 mW/g







Test Laboratory: Compliance Certification Services Inc.

July 16, 2012

**WCDMA Band V Body-Hotspot Down High CH4233**

**DUT: GSM Mobile Phone; Type: Wicked; Serial: 358800020155249**

Communication System: FDD WCDMA; Communication System Band: Band V; Frequency: 846.6 MHz; Communication System PAR: 0 dB

Ambient: Temperature: 21 °C Relative humidity: 58% Liquid : Temperature: 20 °C  
Medium parameters used:  $f = 846.6$  MHz;  $\sigma = 0.897$  mho/m;  $\epsilon_r = 41.78$ ;  $\rho = 1000$  kg/m<sup>3</sup>

Phantom section: Flat Section

Measurement Standard: DASYS (IEEE/IEC/ANSI C63.19-2007)

DASY Configuration:

- Probe: EX3DV4 - SN3755; ConvF(9.07, 9.07, 9.07); Calibrated: 1/20/2012
- Sensor-Surface: 2.5mm (Mechanical Surface Detection)
- Electronics: DAE4 Sn1245; Calibrated: 1/11/2012
- Phantom: Twin SAM Phantom; Type: QD 000 P40 CD; Serial: 1609
- DASYS 52.8.0(692); SEMCAD X 14.6.4(4989)

**WCDMA Band V /Body Down High CH4233/Area Scan (51x81x1):**

Measurement grid: dx=15mm, dy=15mm

Maximum value of SAR (measured) = 0.608 mW/g

**WCDMA Band V /Body Down High CH4233/Zoom Scan (7x7x7)/Cube 0:**

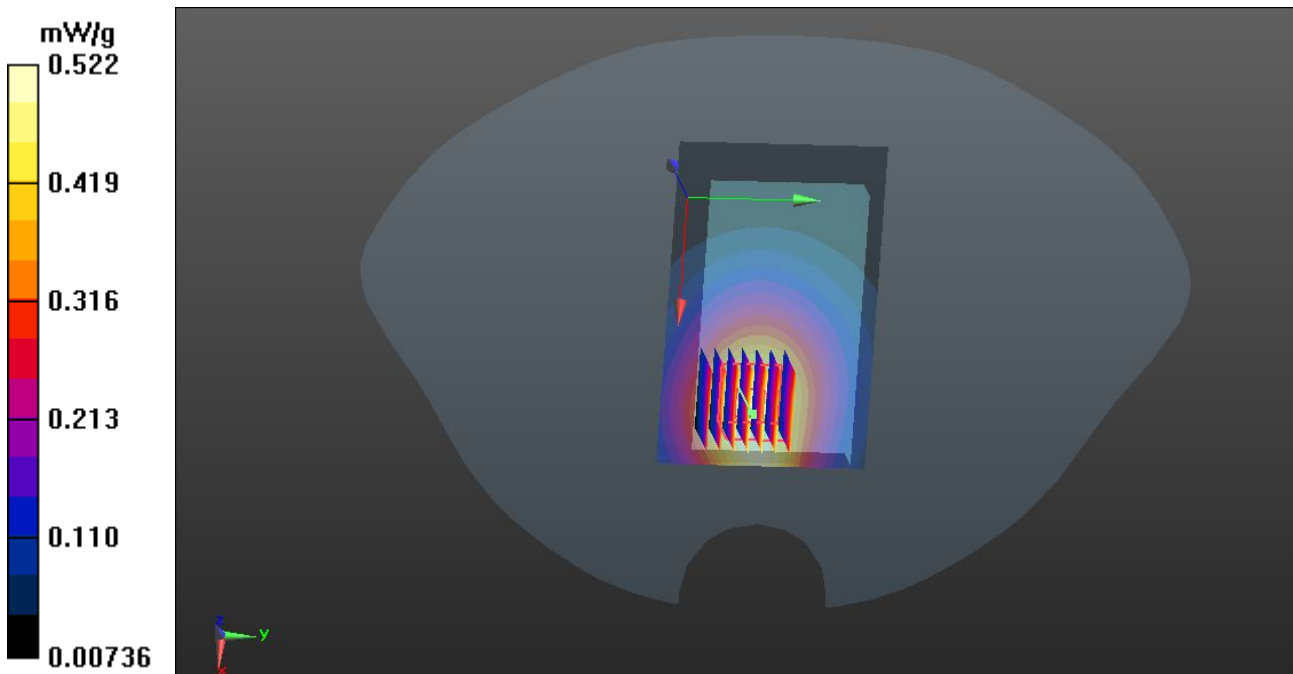
Measurement grid: dx=5mm, dy=5mm, dz=5mm

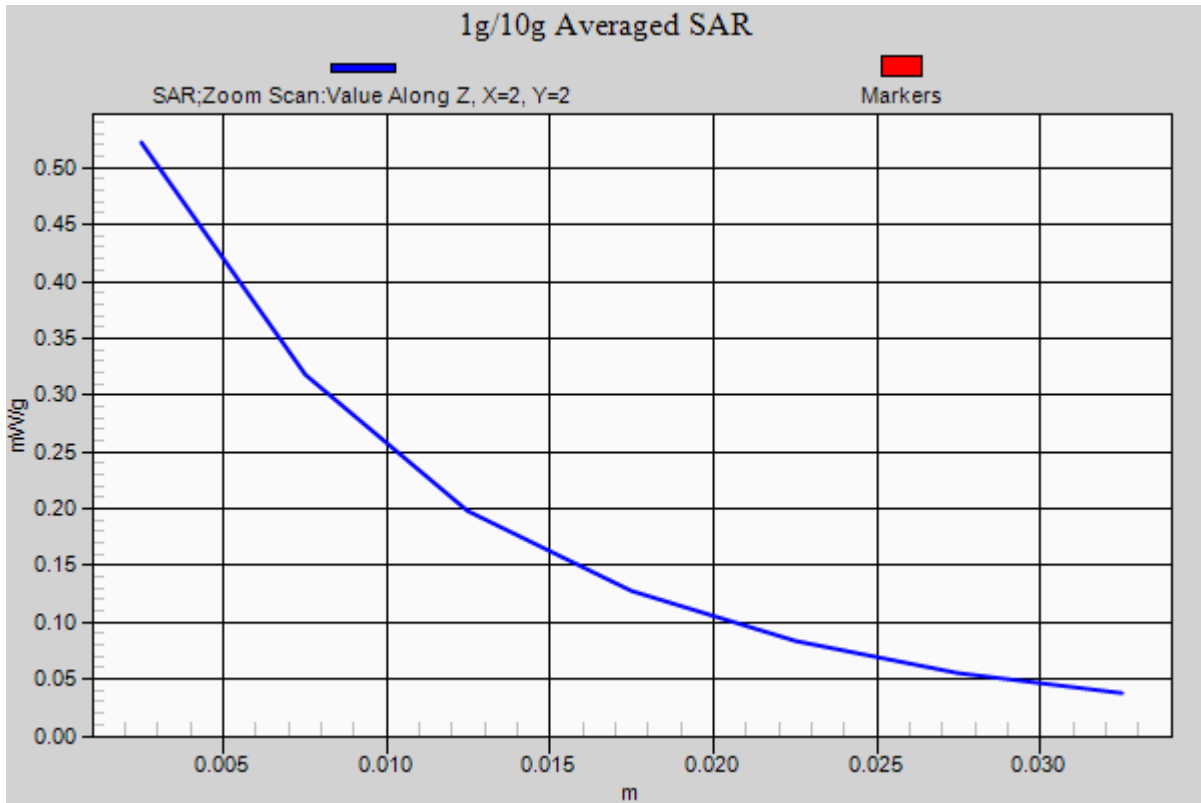
Reference Value = 11.426 V/m; Power Drift = 0.03 dB

Peak SAR (extrapolated) = 0.702 W/kg

**SAR(1 g) = 0.398 mW/g; SAR(10 g) = 0.226 mW/g**

Maximum value of SAR (measured) = 0.522 mW/g









Test Laboratory: Compliance Certification Services Inc.

July 16, 2012

**WCDMA Band V Body-Hotspot Bottom High CH4233**

**DUT: GSM Mobile Phone; Type: Wicked; Serial: 358800020155249**

Communication System: FDD WCDMA; Communication System Band: Band V; Frequency: 846.6 MHz; Communication System PAR: 0 dB

Ambient: Temperature: 21 °C Relative humidity: 58% Liquid : Temperature: 20 °C

Medium parameters used:  $f = 846.6$  MHz;  $\sigma = 0.897$  mho/m;  $\epsilon_r = 41.78$ ;  $\rho = 1000$  kg/m<sup>3</sup>

Phantom section: Flat Section

Measurement Standard: DASYS (IEEE/IEC/ANSI C63.19-2007)

DASY5 Configuration:

- Probe: EX3DV4 - SN3755; ConvF(9.07, 9.07, 9.07); Calibrated: 1/20/2012
- Sensor-Surface: 2.5mm (Mechanical Surface Detection)
- Electronics: DAE4 Sn1245; Calibrated: 1/11/2012
- Phantom: Twin SAM Phantom; Type: QD 000 P40 CD; Serial: 1609
- Measurement SW: DASYS 52.8.0(692); SEMCAD X 14.6.4(4989)

**WCDMA Band V/ Bottom High CH4233/Area Scan (51x31x1):**

Measurement grid: dx=15mm, dy=15mm

Maximum value of SAR (measured) = 0.572 mW/g

**WCDMA Band V/ Bottom High CH4233/ Zoom Scan (7x7x7)/Cube 0:**

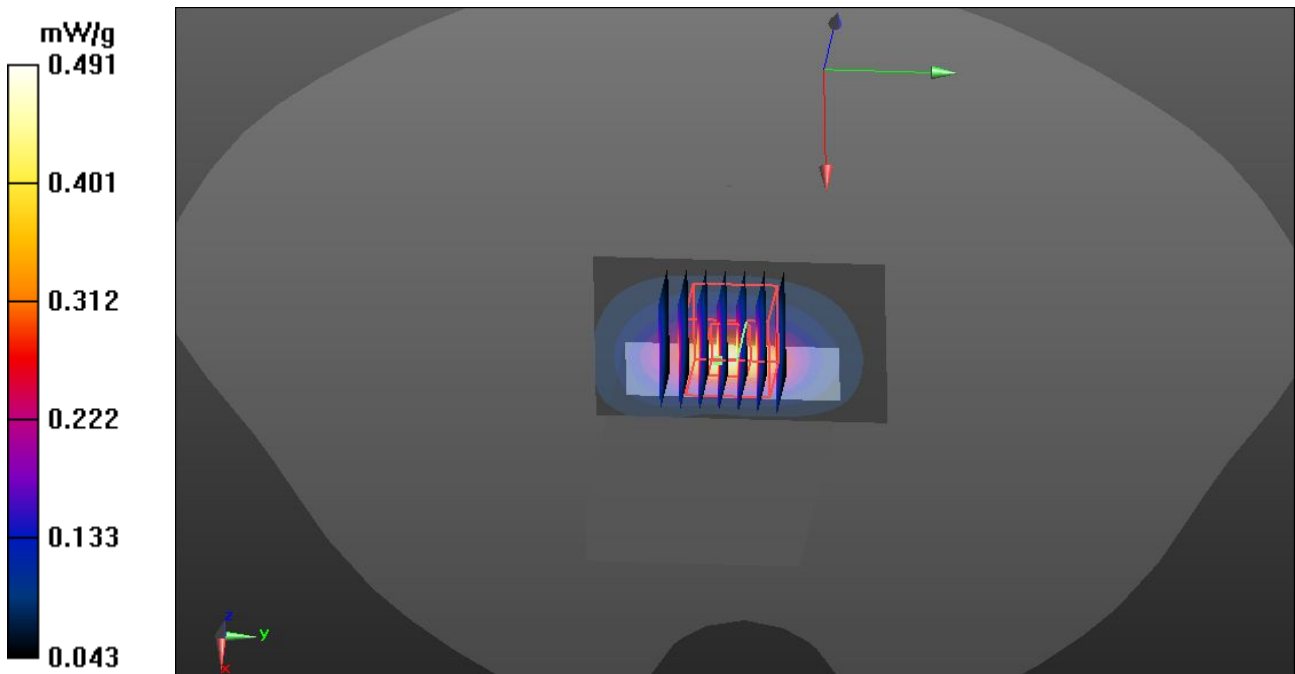
Measurement grid: dx=5mm, dy=5mm, dz=5mm

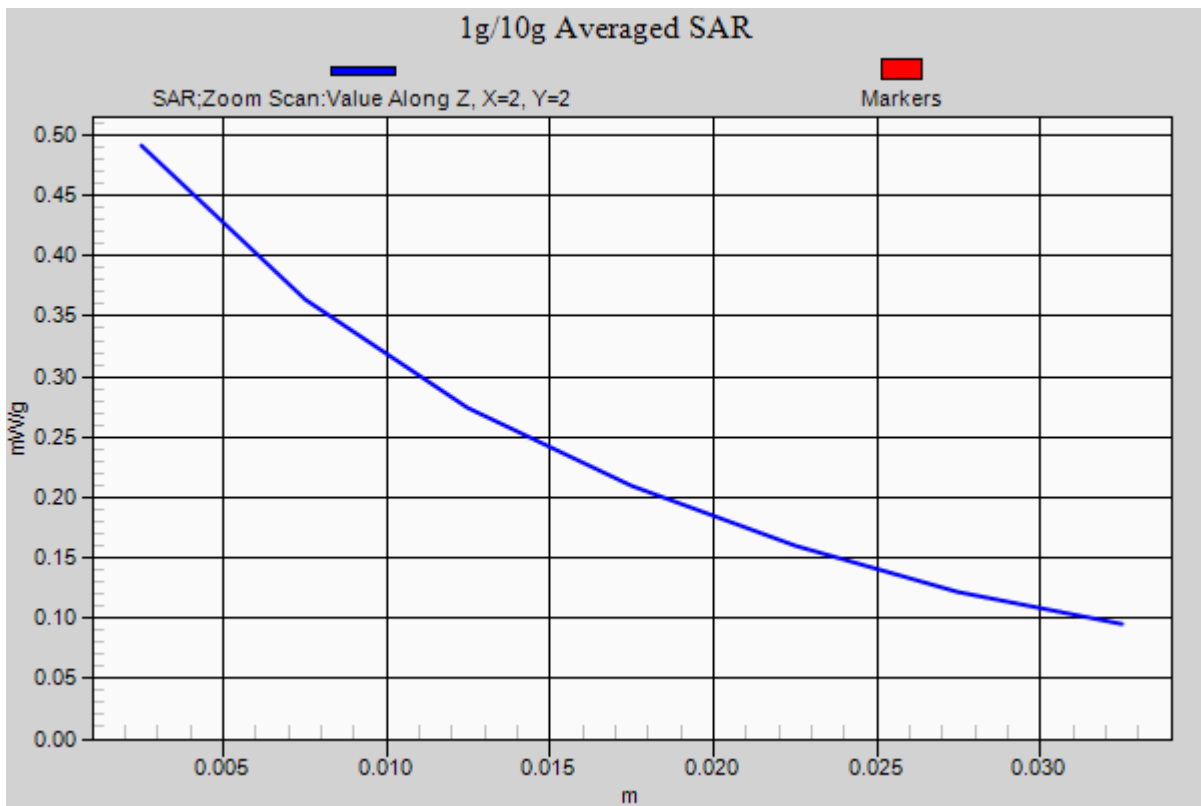
Reference Value = 16.939 V/m; Power Drift = 0.06 dB

Peak SAR (extrapolated) = 0.824 W/kg

**SAR(1 g) = 0.421 mW/g; SAR(10 g) = 0.243 mW/g**

Maximum value of SAR (measured) = 0.491 mW/g







Test Laboratory: Compliance Certification Services Inc.

July 16, 2012

**WCDMA Band V Body-Hotspot Right High CH4233**

**DUT: GSM Mobile Phone; Type: Wicked; Serial: 358800020155249**

Communication System: FDD WCDMA; Communication System Band: Band V; Frequency: 846.6 MHz; Communication System PAR: 0 dB

Ambient: Temperature: 21 °C Relative humidity: 58% Liquid : Temperature: 20 °C

Medium parameters used:  $f = 846.6 \text{ MHz}$ ;  $\sigma = 0.897 \text{ mho/m}$ ;  $\epsilon_r = 41.78$ ;  $\rho = 1000 \text{ kg/m}^3$

Phantom section: Flat Section

Measurement Standard: DASYS5 (IEEE/IEC/ANSI C63.19-2007)

DASY5 Configuration:

- Probe: EX3DV4 - SN3755; ConvF(9.07, 9.07, 9.07); Calibrated: 1/20/2012
- Sensor-Surface: 2.5mm (Mechanical Surface Detection)
- Electronics: DAE4 Sn1245; Calibrated: 1/11/2012
- Phantom: Twin SAM Phantom; Type: QD 000 P40 CD; Serial: 1609
- Measurement SW: DASYS5 52.8.0(692); SEMCAD X 14.6.4(4989)

**WCDMA Band V/ Right High CH4233/Area Scan (81x31x1):**

Measurement grid:  $dx=15\text{mm}$ ,  $dy=15\text{mm}$

Maximum value of SAR (measured) = 0.922 mW/g

**WCDMA Band V/ Right High CH4233/ Zoom Scan (7x7x7)/Cube 0:**

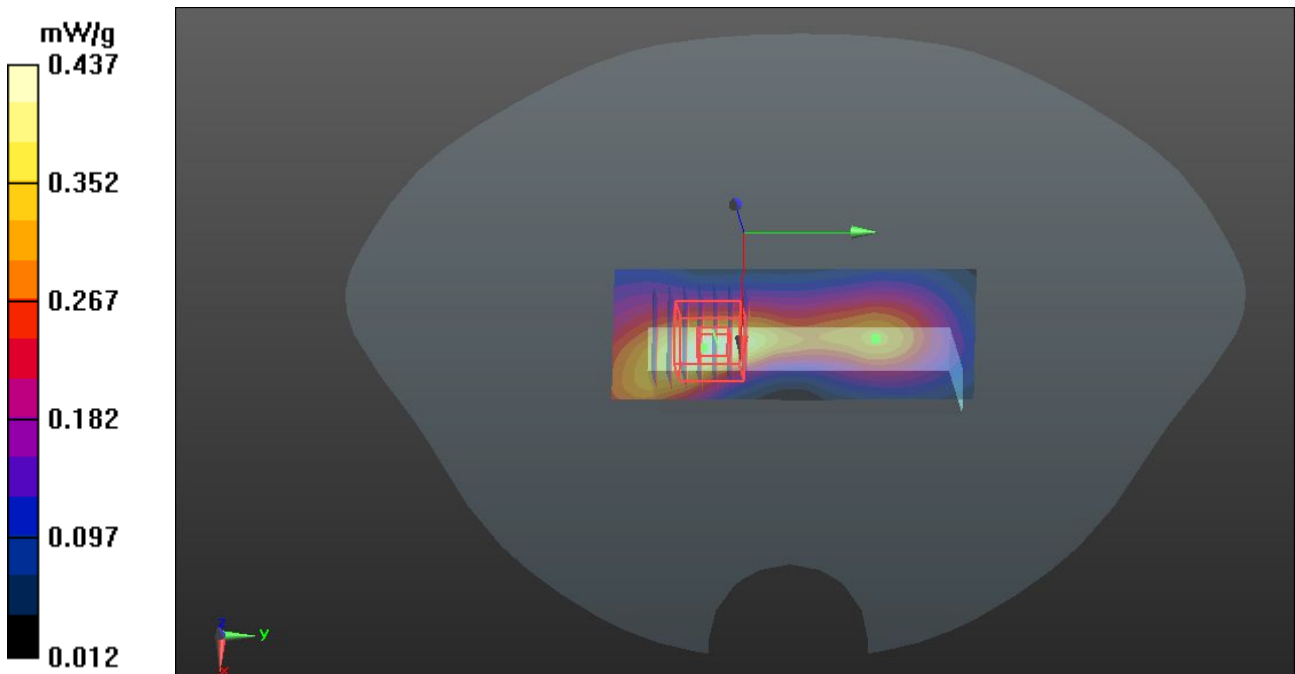
Measurement grid:  $dx=5\text{mm}$ ,  $dy=5\text{mm}$ ,  $dz=5\text{mm}$

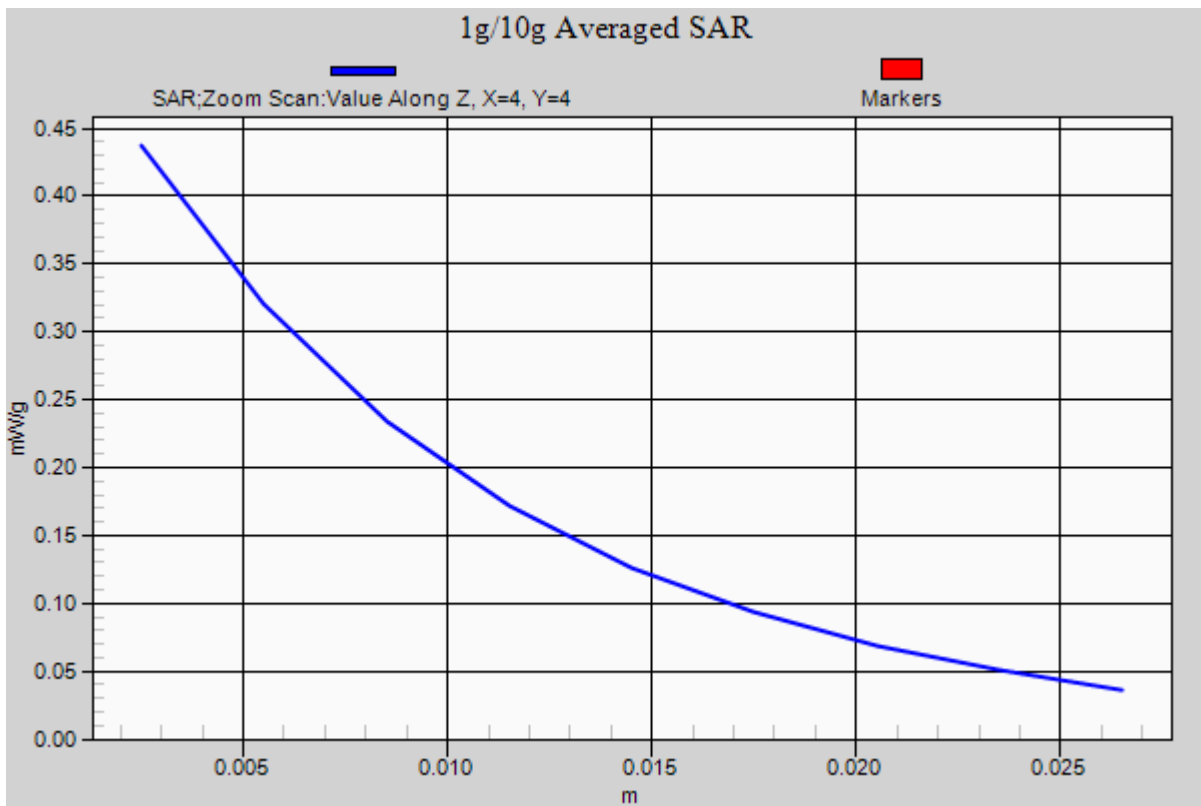
Reference Value = 10.186 V/m; Power Drift = -0.12 dB

Peak SAR (extrapolated) = 0.593 mW/g

**SAR(1 g) = 0.341 mW/g; SAR(10 g) = 0.194 mW/g**

Maximum value of SAR (measured) = 0.437 mW/g







Test Laboratory: Compliance Certification Services Inc.

July 16, 2012

**WCDMA Band V Body-Hotspot Left High CH4233**

**DUT: GSM Mobile Phone; Type: Wicked; Serial: 358800020155249**

Communication System: FDD WCDMA; Communication System Band: Band V; Frequency: 846.6

MHz; Communication System PAR: 0 dB

Ambient: Temperature: 21 °C Relative humidity: 58% Liquid : Temperature: 20 °C

Medium parameters used:  $f = 846.6$  MHz;  $\sigma = 0.897$  mho/m;  $\epsilon_r = 41.78$ ;  $\rho = 1000$  kg/m<sup>3</sup>

Phantom section: Flat Section

Measurement Standard: DASYS (IEEE/IEC/ANSI C63.19-2007)

DASY5 Configuration:

- Probe: EX3DV4 - SN3755; ConvF(9.07, 9.07, 9.07); Calibrated: 1/20/2012
- Sensor-Surface: 2.5mm (Mechanical Surface Detection)
- Electronics: DAE4 Sn1245; Calibrated: 1/11/2012
- Phantom: Twin SAM Phantom; Type: QD 000 P40 CD; Serial: 1609
- DASY52 52.8.0(692); SEMCAD X 14.6.4(4989)

**WCDMA Band V/ Left High CH4233/Area Scan (81x31x1):**

Measurement grid: dx=15mm, dy=15mm

Maximum value of SAR (measured) = 0.383 mW/g

**WCDMA Band V/ Left High CH4233/Zoom Scan (7x7x7)/Cube 0:**

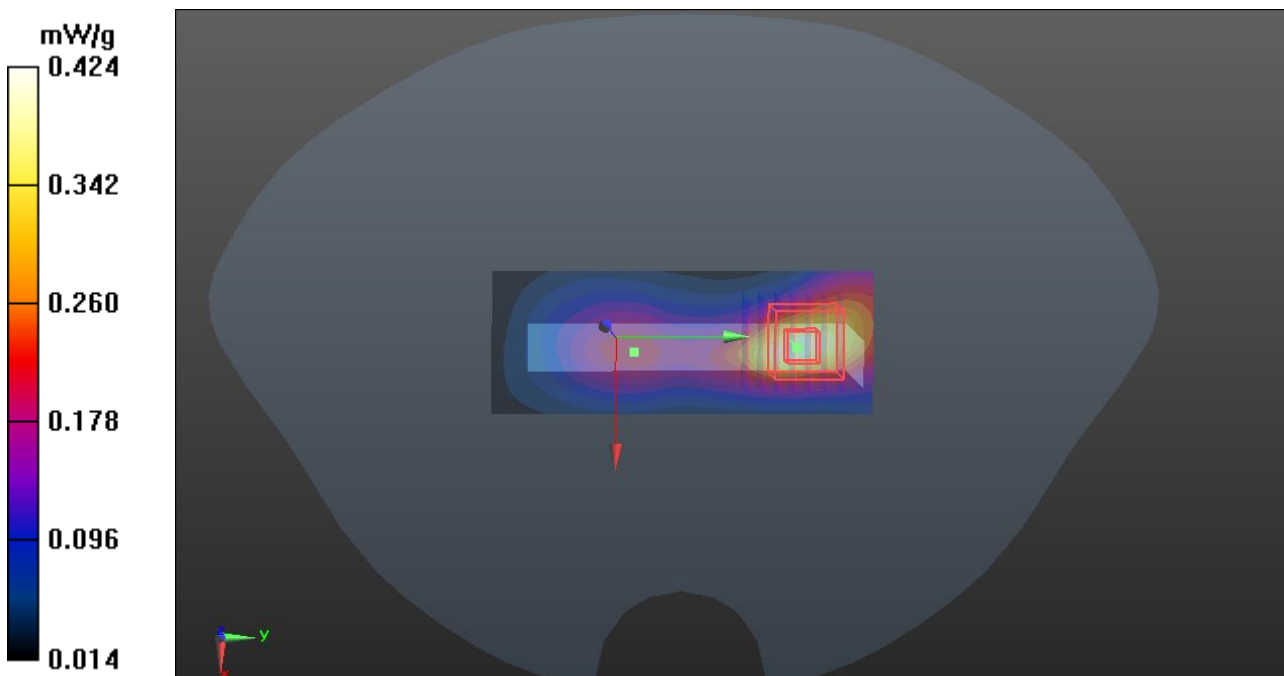
Measurement grid: dx=5mm, dy=5mm, dz=5mm

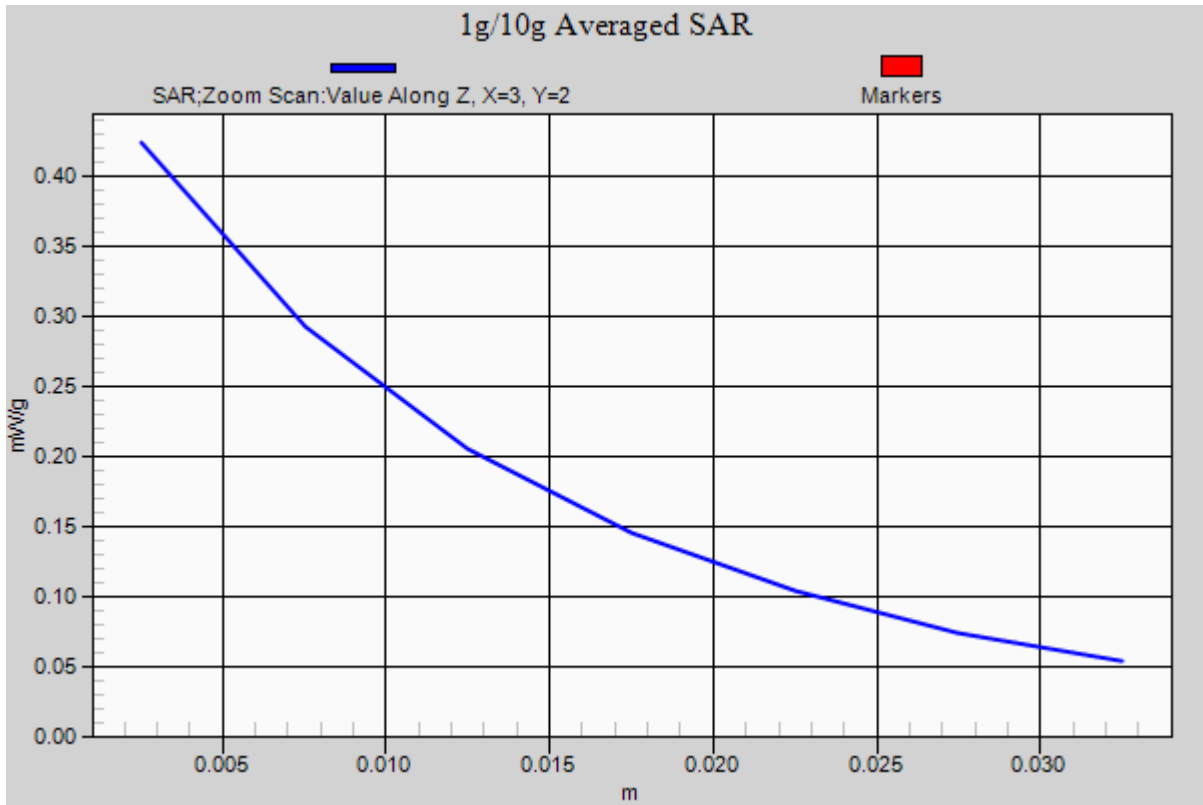
Reference Value = 10.276 V/m; Power Drift = -0.01 dB

Peak SAR (extrapolated) = 0.666 W/kg

**SAR(1 g) = 0.322 mW/g; SAR(10 g) = 0.181 mW/g**

Maximum value of SAR (measured) = 0.424 mW/g







Test Laboratory: Compliance Certification Services Inc.

July 18, 2012

**IEEE 802.11b Body-Hotspot UP Middle CH6**

**DUT: GSM Mobile Phone; Type: Wicked; Serial: 35880002015249**

Communication System: IEEE 802.11b; Communication System Band: ISM 2.4GHz Band; Frequency: 2437 MHz; Communication System PAR: 0 dB

Ambient: Temperature: 21 °C Relative humidity: 58% Liquid : Temperature: 20 °C

Medium parameters used (interpolated):  $f = 2437$  MHz;  $\sigma = 1.978$  mho/m;  $\epsilon_r = 53.231$ ;  $\rho = 1000$  kg/m<sup>3</sup>

Phantom section: Flat Section

Measurement Standard: DASYS (IEEE/IEC/ANSI C63.19-2007)

DASY5 Configuration:

- Probe: EX3DV4 - SN3755; ConvF(7.06, 7.06, 7.06); Calibrated: 1/20/2012
- Sensor-Surface: 2.5mm (Mechanical Surface Detection)
- Electronics: DAE4 Sn1245; Calibrated: 1/11/2012
- Phantom: Twin SAM Phantom; Type: QD 000 P40 CD; Serial: 1609
- Measurement SW: DASYS 52.8.0(692); SEMCAD X 14.6.4(4989)

**IEEE 802.11b/UP Middle CH7/Area Scan (51x81x1):**

Measurement grid: dx=15mm, dy=15mm

Maximum value of SAR (measured) = 0.252 mW/g

**IEEE 802.11b/UP Middle CH7/ Zoom Scan (7x7x7)/Cube 0:**

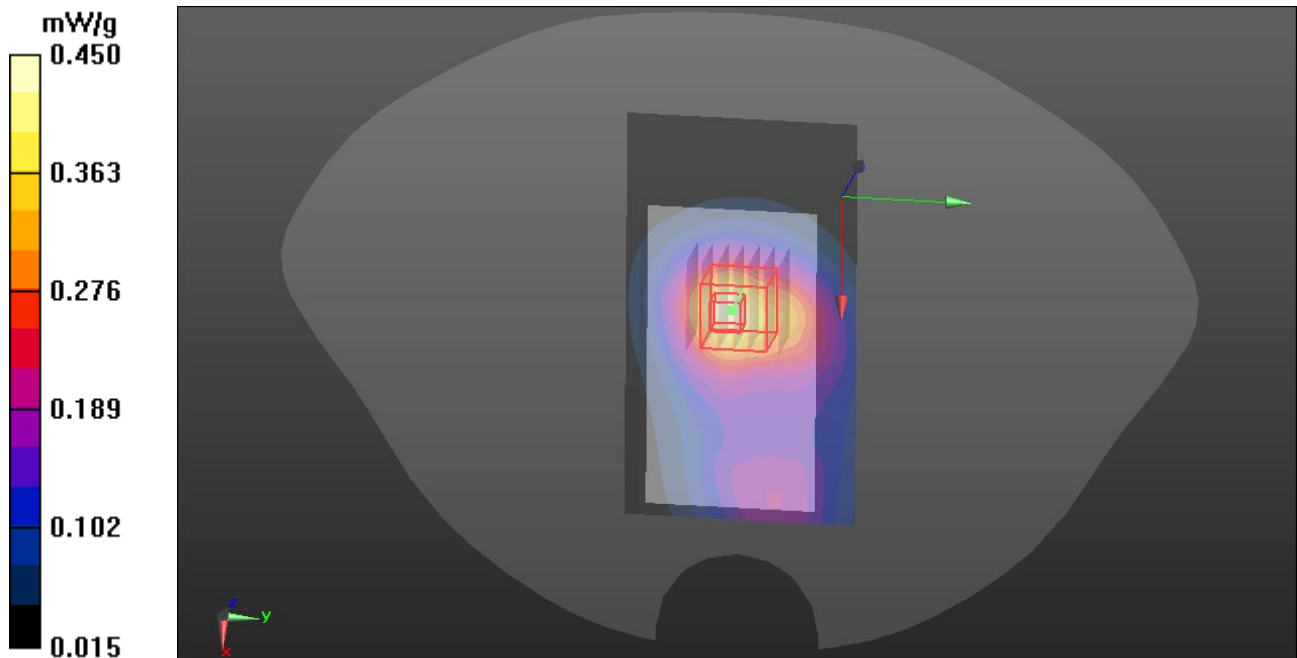
Measurement grid: dx=5mm, dy=5mm, dz=5mm

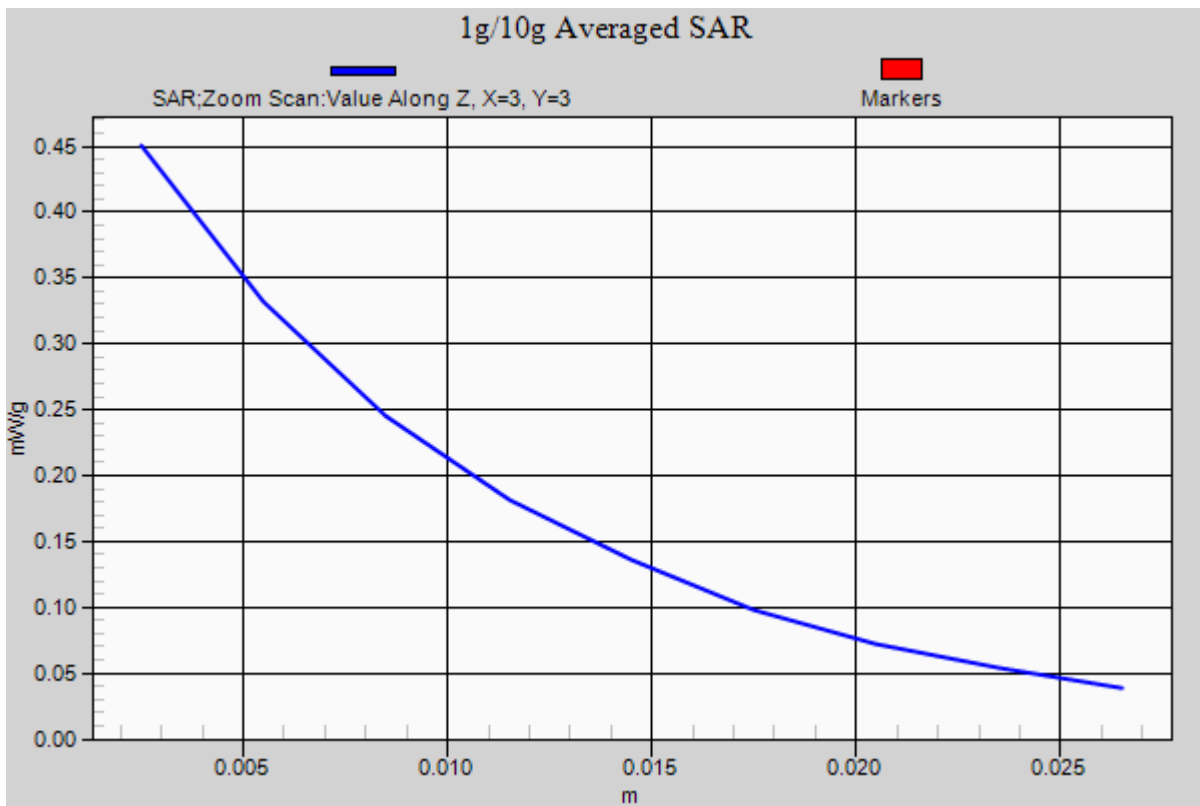
Reference Value = 11.487 V/m; Power Drift = 0.04 dB

Peak SAR (extrapolated) = 0.558 W/kg

**SAR(1 g) = 0.354 mW/g; SAR(10 g) = 0.206mW/g**

Maximum value of SAR (measured) = 0.450 mW/g









Test Laboratory: Compliance Certification Services Inc.

July 18, 2012

**IEEE 802.11b Body-Hotspot Down Middle CH6**

**DUT: GSM Mobile Phone; Type: Wicked; Serial: 358800020155249**

Communication System: IEEE 802.11b; Communication System Band: ISM 2.4GHz Band; Frequency: 2437 MHz; Communication System PAR: 0 dB

Ambient: Temperature: 21 °C Relative humidity: 58% Liquid : Temperature: 20 °C

Medium parameters used (interpolated):  $f = 2437$  MHz;  $\sigma = 1.98$  mho/m;  $\epsilon_r = 52.82$ ;  $\rho = 1000$  kg/m<sup>3</sup>

Phantom section: Flat Section

Measurement Standard: DASYS (IEEE/IEC/ANSI C63.19-2007)

DASY5 Configuration:

- Probe: EX3DV4 - SN3755; ConvF(7.06, 7.06, 7.06); Calibrated: 1/20/2012
- Sensor-Surface: 2.5mm (Mechanical Surface Detection)
- Electronics: DAE4 Sn1245; Calibrated: 1/11/2012
- Phantom: Twin SAM Phantom; Type: QD 000 P40 CD; Serial: 1609
- Measurement SW: DASYS 52.8.0(692); SEMCAD X 14.6.4(4989)

**IEEE 802.11b/ Down Middle CH6/Area Scan (51x81x1):**

Measurement grid: dx=15mm, dy=15mm

Maximum value of SAR (measured) = 0.578 mW/g

**IEEE 802.11b/ Down Cheek Middle CH6/Zoom Scan (7x7x7)/Cube 0:**

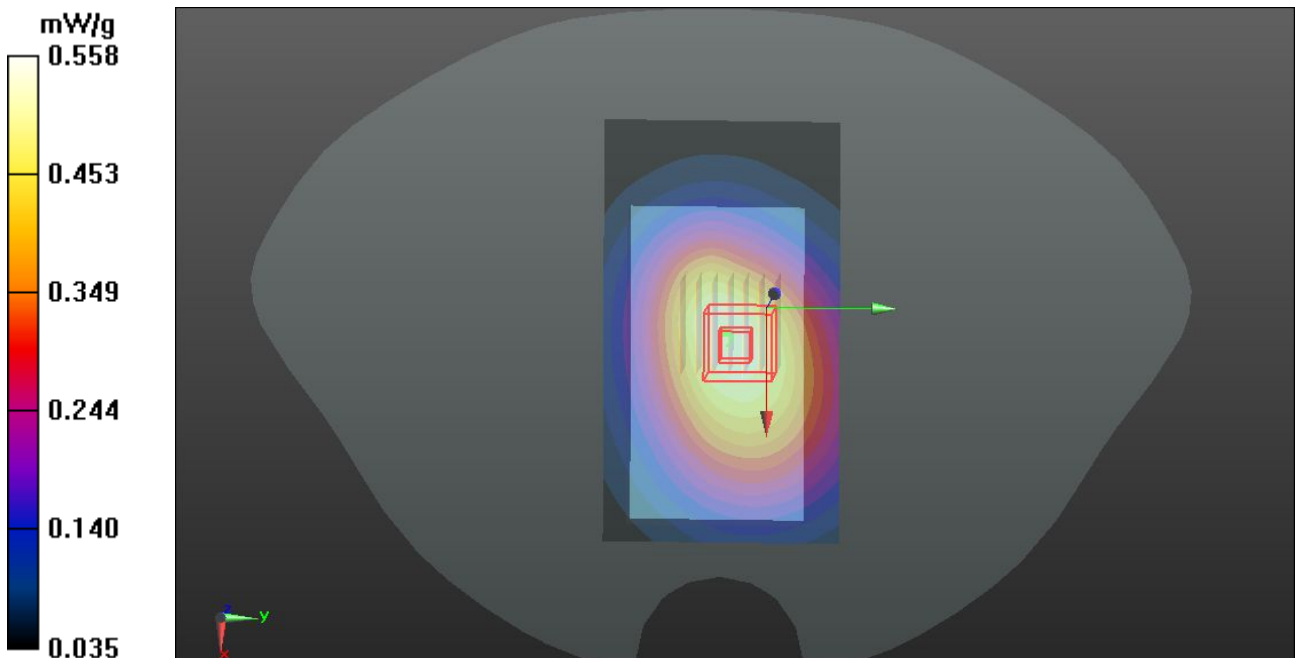
Measurement grid: dx=5mm, dy=5mm, dz=5mm

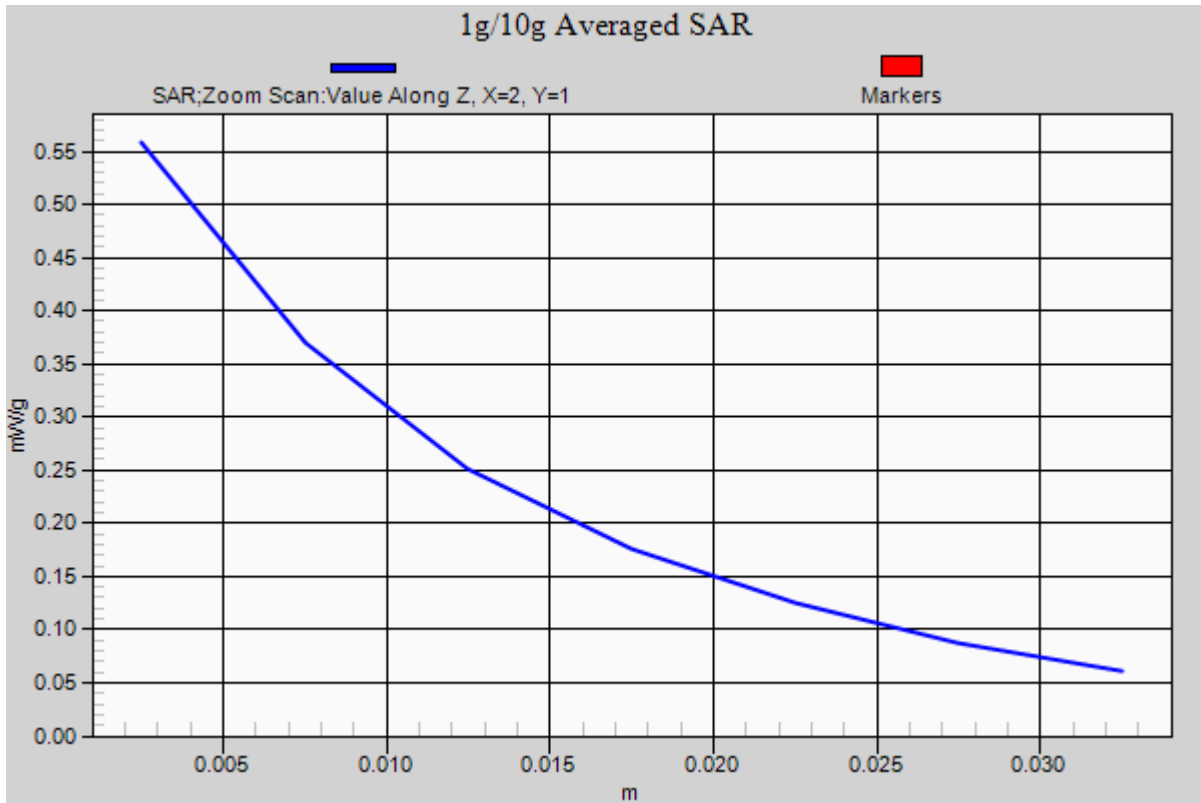
Reference Value = 12.220 V/m; Power Drift = -0.03 dB

Peak SAR (extrapolated) = 0.842 W/kg

**SAR(1 g) = 0.385 mW/g; SAR(10 g) = 0.244 mW/g**

Maximum value of SAR (measured) = 0.558 mW/g







Test Laboratory: Compliance Certification Services Inc.

July 18, 2012

**IEEE 802.11b Body-Hotspot Top Middle CH6**

**DUT: GSM Mobile Phone; Type: Wicked; Serial: 358800020155249**

Communication System: IEEE 802.11b; Communication System Band: ISM 2.4GHz Band; Frequency: 2437 MHz; Communication System PAR: 0 dB

Ambient: Temperature: 21 °C Relative humidity: 58% Liquid : Temperature: 20 °C

Medium parameters used (interpolated):  $f = 2437$  MHz;  $\sigma = 1.99$  mho/m;  $\epsilon_r = 53.21$ ;  $\rho = 1000$  kg/m<sup>3</sup>

Phantom section: Flat Section

Measurement Standard: DASYS (IEEE/IEC/ANSI C63.19-2007)

DASY5 Configuration:

- Probe: EX3DV4 - SN3755; ConvF(7.06, 7.06, 7.06); Calibrated: 1/20/2012
- Sensor-Surface: 2.5mm (Mechanical Surface Detection)
- Electronics: DAE4 Sn1245; Calibrated: 1/11/2012
- Phantom: Twin SAM Phantom; Type: QD 000 P40 CD; Serial: 1609
- Measurement SW: DASYS 52.8.0(692); SEMCAD X 14.6.4(4989)

**IEEE 802.11b/ Top Middle CH7/Area Scan (51x31x1):**

Measurement grid: dx=15mm, dy=15mm

Maximum value of SAR (measured) = 0.444 mW/g

**IEEE 802.11b/ Top Middle CH7/ Zoom Scan (7x7x7)/Cube 0:**

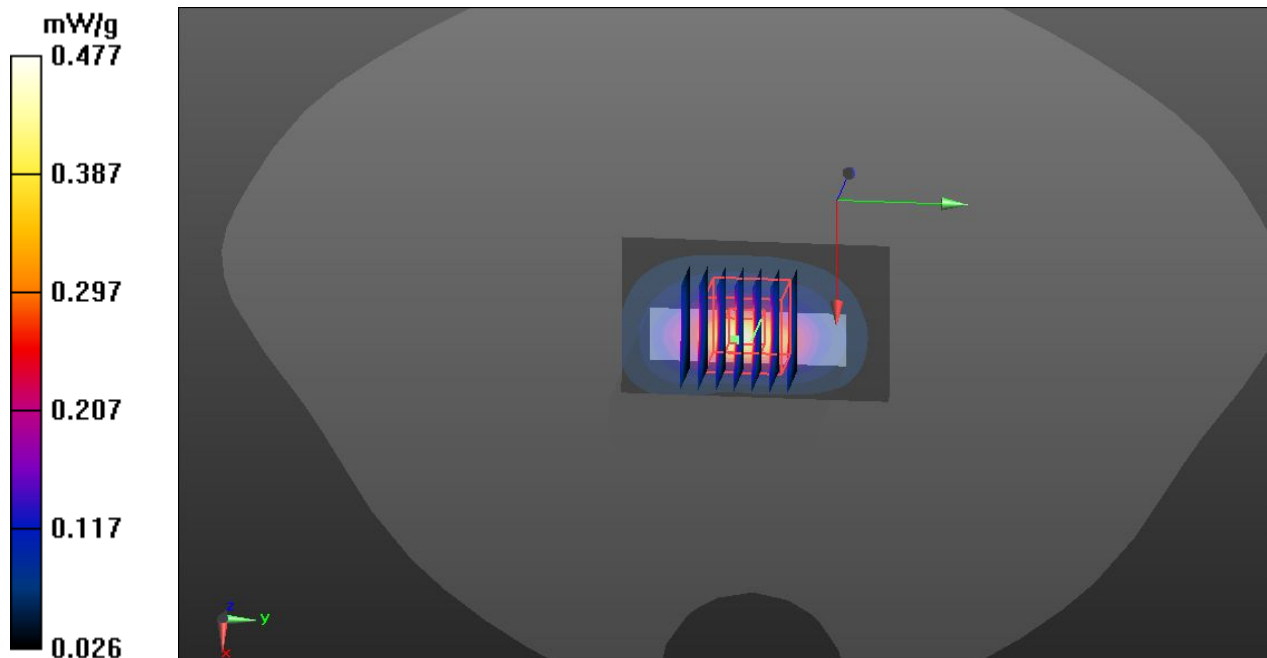
Measurement grid: dx=5mm, dy=5mm, dz=5mm

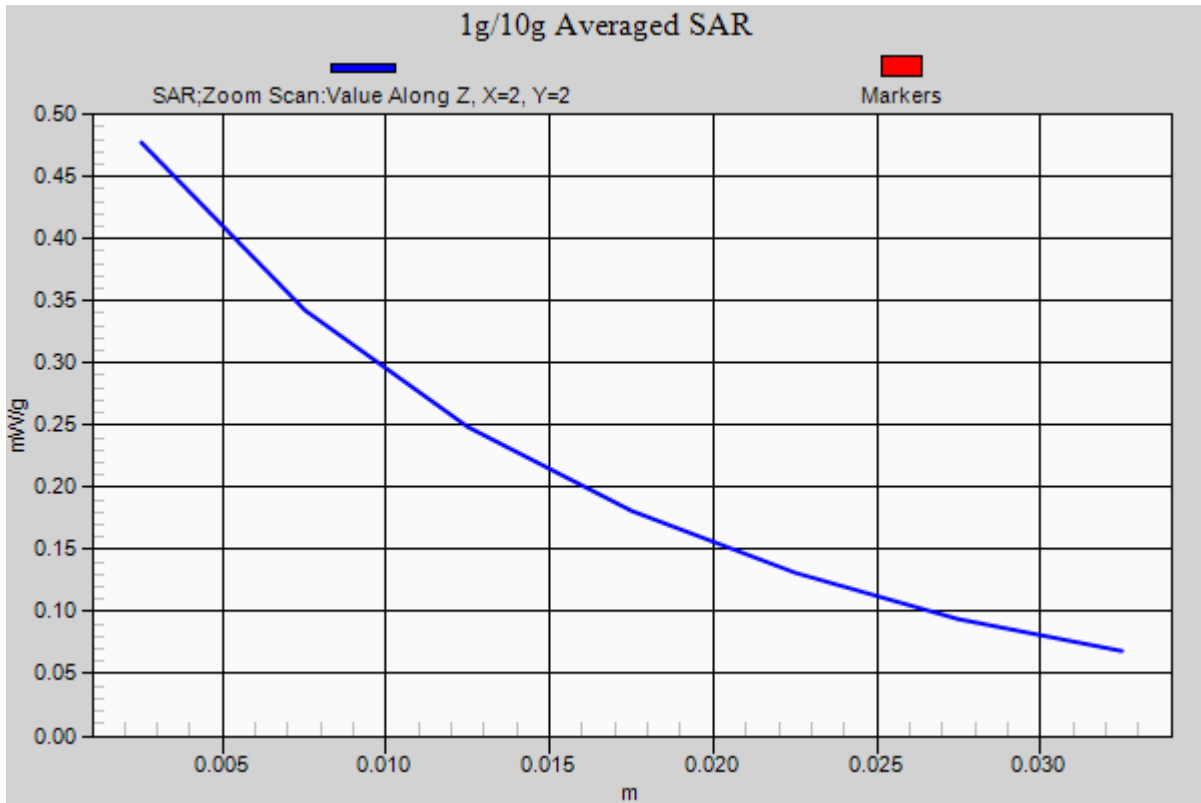
Reference Value = 11.317 V/m; Power Drift = -0.09 dB

Peak SAR (extrapolated) = 0.758 W/kg

**SAR(1 g) = 0.363 mW/g; SAR(10 g) = 0.215 mW/g**

Maximum value of SAR (measured) = 0.477 mW/g







Test Laboratory: Compliance Certification Services Inc.

July 18, 2012

**IEEE 802.11b Body-Hotspot Right Middle CH6**

**DUT: GSM Mobile Phone; Type: Wicked; Serial: 358800020155249**

Communication System: IEEE 802.11b; Communication System Band: ISM 2.4GHz Band; Frequency: 2437 MHz; Communication System PAR: 0 dB

Ambient: Temperature: 21 °C Relative humidity: 58% Liquid : Temperature: 20 °C

Medium parameters used (interpolated):  $f = 2437$  MHz;  $\sigma = 1.98$  mho/m;  $\epsilon_r = 53.52$ ;  $\rho = 1000$  kg/m<sup>3</sup>

Phantom section: Flat Section

Measurement Standard: DASYS (IEEE/IEC/ANSI C63.19-2007)

DASY5 Configuration:

- Probe: EX3DV4 - SN3755; ConvF(7.06, 7.06, 7.06); Calibrated: 1/20/2012
- Sensor-Surface: 2.5mm (Mechanical Surface Detection)
- Electronics: DAE4 Sn1245; Calibrated: 1/11/2012
- Phantom: Twin SAM Phantom; Type: QD 000 P40 CD; Serial: 1609
- Measurement SW: DASYS 52.8.0(692); SEMCAD X 14.6.4(4989)

**IEEE 802.11b/ Right Middle CH6/Area Scan (81x31x1):**

Measurement grid: dx=15mm, dy=15mm

Maximum value of SAR (measured) = 0.110 mW/g

**IEEE 802.11b/ Right Middle CH6/ Zoom Scan (7x7x7)/Cube 0:**

Measurement grid: dx=5mm, dy=5mm, dz=5mm

Reference Value = 9.250 V/m; Power Drift = 0.08 dB

Peak SAR (extrapolated) = 0.588 W/kg

**SAR(1 g) = 0.338 mW/g; SAR(10 g) = 0.207 mW/g**

Maximum value of SAR (measured) = 0.434 mW/g

