



**GSM 850-Left Head**

**DUT: Plum; Type: T300; Serial: 352273017386340**

Communication System: Generic GSM; Communication System Band: GSM 850 (824.0 - 849.0 MHz); Frequency: 824.2 MHz; Communication System PAR: 9.191 dB  
Medium parameters used (interpolated):  $f = 824.2$  MHz;  $\sigma = 0.89$  mho/m;  $\epsilon_r = 41.478$ ;  $\rho = 1000$  kg/m<sup>3</sup>

Phantom section: Left Section

Measurement Standard: DASY5 (IEEE/IEC/ANSI C63.19-2007)


DASY5 Configuration:

- Probe: EX3DV4 - SN3755; ConvF(8.99, 8.99, 8.99); Calibrated: 1/20/2011
- Sensor-Surface: 2.5mm (Mechanical Surface Detection)
- Electronics: DAE4 Sn1245; Calibrated: 1/11/2011
- Phantom: Twin SAM Phantom; Type: QD 000 P40 CD; Serial: 1609
- Measurement SW: DASY52, Version 52.6 (1); SEMCAD X Version 14.4.2 (2595)

**GSM850/Left Head Tilted Low CH128/Area Scan (6x10x1):** Measurement grid: dx=15mm, dy=15mm

**GSM850/Left Head Tilted Low CH128/Zoom Scan (7x7x9)/Cube 0:** Measurement grid: dx=5mm, dy=5mm, dz=3mm

**SAR(1 g) = 0.471 mW/g; SAR(10 g) = 0.355 mW/g**





Test Laboratory: Compliance Certification Services Inc.

Date: June 1, 2011.

**GSM 850-Left Head**

**DUT: Plum; Type: T300; Serial: 352273017386340**

Communication System: Generic GSM; Communication System Band: GSM 850 (824.0 - 849.0 MHz); Frequency: 836.6 MHz; Communication System PAR: 9.191 dB  
Medium parameters used (interpolated):  $f = 836.6$  MHz;  $\sigma = 0.89$  mho/m;  $\epsilon_r = 41.478$ ;  $\rho = 1000$  kg/m<sup>3</sup>

Phantom section: Left Section

Measurement Standard: DASYS (IEEE/IEC/ANSI C63.19-2007)

DASY5 Configuration:

- Probe: EX3DV4 - SN3755; ConvF(8.99, 8.99, 8.99); Calibrated: 1/20/2011
- Sensor-Surface: 2.5mm (Mechanical Surface Detection)
- Electronics: DAE4 Sn1245; Calibrated: 1/11/2011
- Phantom: Twin SAM Phantom; Type: QD 000 P40 CD; Serial: 1609
- Measurement SW: DASYS2, Version 52.6 (1); SEMCAD X Version 14.4.2 (2595)


**GSM850/Left Head Tilted Middle CH189/Area Scan (6x10x1):**

Measurement grid: dx=15mm, dy=15mm

**GSM850/Left Head Tilted Middle CH189/Zoom Scan (7x7x9)/Cube 0:**

Measurement grid: dx=5mm, dy=5mm, dz=3mm

**SAR(1 g) = 0.481 mW/g; SAR(10 g) = 0.365 mW/g**





Test Laboratory: Compliance Certification Services Inc.

Date: June 1, 2011.

**GSM 850-Left Head**

**DUT: Plum; Type: T300; Serial: 352273017386340**

Communication System: Generic GSM; Communication System Band: GSM 850 (824.0 - 849.0 MHz); Frequency: 848.8 MHz; Communication System PAR: 9.191 dB  
Medium parameters used (interpolated):  $f = 848.8$  MHz;  $\sigma = 0.89$  mho/m;  $\epsilon_r = 41.478$ ;  $\rho = 1000$  kg/m<sup>3</sup>

Phantom section: Left Section

Measurement Standard: DASYS (IEEE/IEC/ANSI C63.19-2007)


DASY5 Configuration:

- Probe: EX3DV4 - SN3755; ConvF(8.99, 8.99, 8.99); Calibrated: 1/20/2011
- Sensor-Surface: 2.5mm (Mechanical Surface Detection)
- Electronics: DAE4 Sn1245; Calibrated: 1/11/2011
- Phantom: Twin SAM Phantom; Type: QD 000 P40 CD; Serial: 1609
- Measurement SW: DASYS2, Version 52.6 (1); SEMCAD X Version 14.4.2 (2595)

**GSM850/Left Head Tilted High CH251/Area Scan (6x10x1):** Measurement grid: dx=15mm, dy=15mm

**GSM850/Left Head Tilted High CH251/Zoom Scan (7x7x9)/Cube 0:** Measurement grid: dx=5mm, dy=5mm, dz=3mm

**SAR(1 g) = 0.487 mW/g; SAR(10 g) = 0.369 mW/g**





Test Laboratory: Compliance Certification Services Inc.

Date: June 1, 2011.

## **GSM 850-Left Head**

**DUT: Plum; Type: T300; Serial: 352273017386340**

Communication System: Generic GSM; Communication System Band: GSM 850 (824.0 - 849.0 MHz); Frequency: 824.2 MHz; Communication System PAR: 9.191 dB  
Medium parameters used (interpolated):  $f = 824.2$  MHz;  $\sigma = 0.89$  mho/m;  $\epsilon_r = 41.478$ ;  $\rho = 1000$  kg/m<sup>3</sup>

Phantom section: Left Section

Measurement Standard: DASYS (IEEE/IEC/ANSI C63.19-2007)

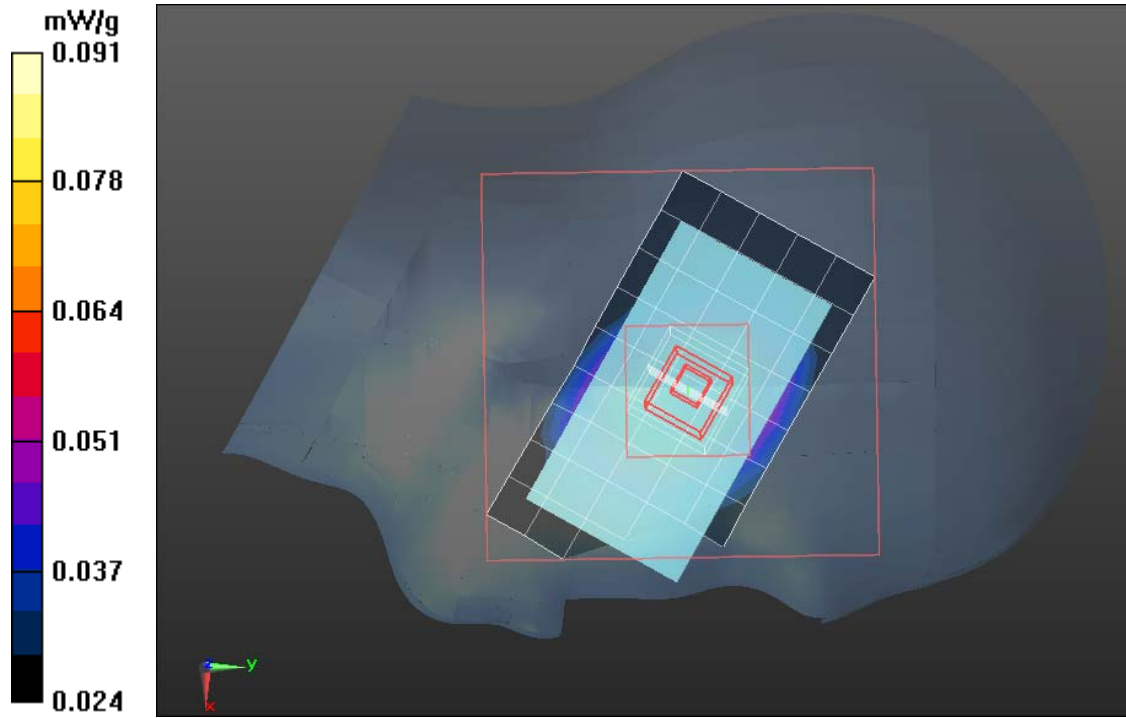
DASY5 Configuration:

- Probe: EX3DV4 - SN3755; ConvF(8.99, 8.99, 8.99); Calibrated: 1/20/2011
- Sensor-Surface: 2.5mm (Mechanical Surface Detection)
- Electronics: DAE4 Sn1245; Calibrated: 1/11/2011
- Phantom: Twin SAM Phantom; Type: QD 000 P40 CD; Serial: 1609
- Measurement SW: DASYS2, Version 52.6 (1); SEMCAD X Version 14.4.2 (2595)

**GSM850/Left Head Cheek Low CH128/Area Scan (6x10x1):** Measurement grid: dx=15mm, dy=15mm

**GSM850/Left Head Cheek Low CH128/Zoom Scan (7x7x9)/Cube 0:** Measurement grid: dx=5mm, dy=5mm, dz=3mm

**SAR(1 g) = 0.404 mW/g; SAR(10 g) = 0.387 mW/g**







**GSM 850-Left Head**

**DUT: Plum; Type: T300; Serial: 352273017386340**

Communication System: Generic GSM; Communication System Band: GSM 850 (824.0 - 849.0 MHz); Frequency: 836.6 MHz; Communication System PAR: 9.191 dB  
Medium parameters used (interpolated):  $f = 836.6$  MHz;  $\sigma = 0.89$  mho/m;  $\epsilon_r = 41.478$ ;  $\rho = 1000$  kg/m<sup>3</sup>

Phantom section: Left Section

Measurement Standard: DASYS (IEEE/IEC/ANSI C63.19-2007)

DASY5 Configuration:

- Probe: EX3DV4 - SN3755; ConvF(8.99, 8.99, 8.99); Calibrated: 1/20/2011
- Sensor-Surface: 2.5mm (Mechanical Surface Detection)
- Electronics: DAE4 Sn1245; Calibrated: 1/11/2011
- Phantom: Twin SAM Phantom; Type: QD 000 P40 CD; Serial: 1609
- Measurement SW: DASYS2, Version 52.6 (1); SEMCAD X Version 14.4.2 (2595)

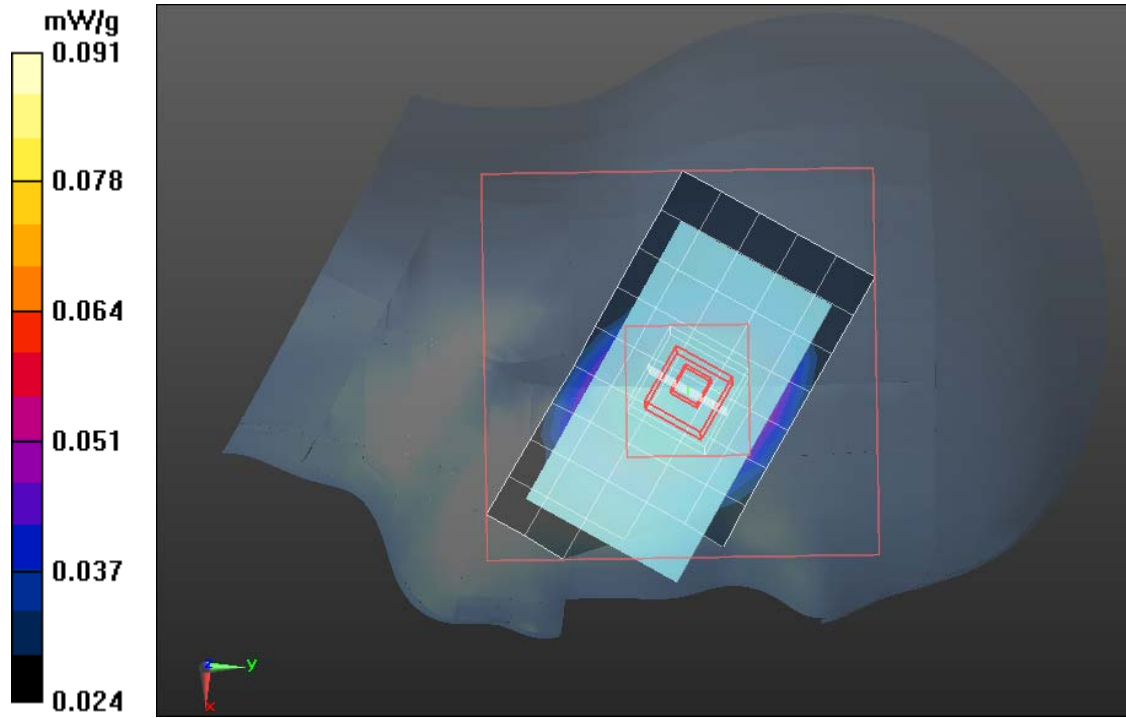
**GSM850/Left Head Cheek Middle CH189/Area Scan (6x10x1):**

Measurement grid: dx=15mm, dy=15mm

**GSM850/Left Head Cheek Middle CH189/Zoom Scan (7x7x9)/Cube 0:**

Measurement grid: dx=5mm, dy=5mm, dz=3mm

**SAR(1 g) = 0.483 mW/g; SAR(10 g) = 0.367 mW/g**





Test Laboratory: Compliance Certification Services Inc.

Date: June 1, 2011.

**GSM 850-Left Head**

**DUT: Plum; Type: T300; Serial: 352273017386340**

Communication System: Generic GSM; Communication System Band: GSM 850 (824.0 - 849.0 MHz); Frequency: 848.8 MHz; Communication System PAR: 9.191 dB  
Medium parameters used (interpolated):  $f = 848.8\text{MHz}$ ;  $\sigma = 0.89\text{ mho/m}$ ;  $\epsilon_r = 41.478$ ;  $\rho = 1000\text{ kg/m}^3$

Phantom section: Left Section

Measurement Standard: DASYS (IEEE/IEC/ANSI C63.19-2007)

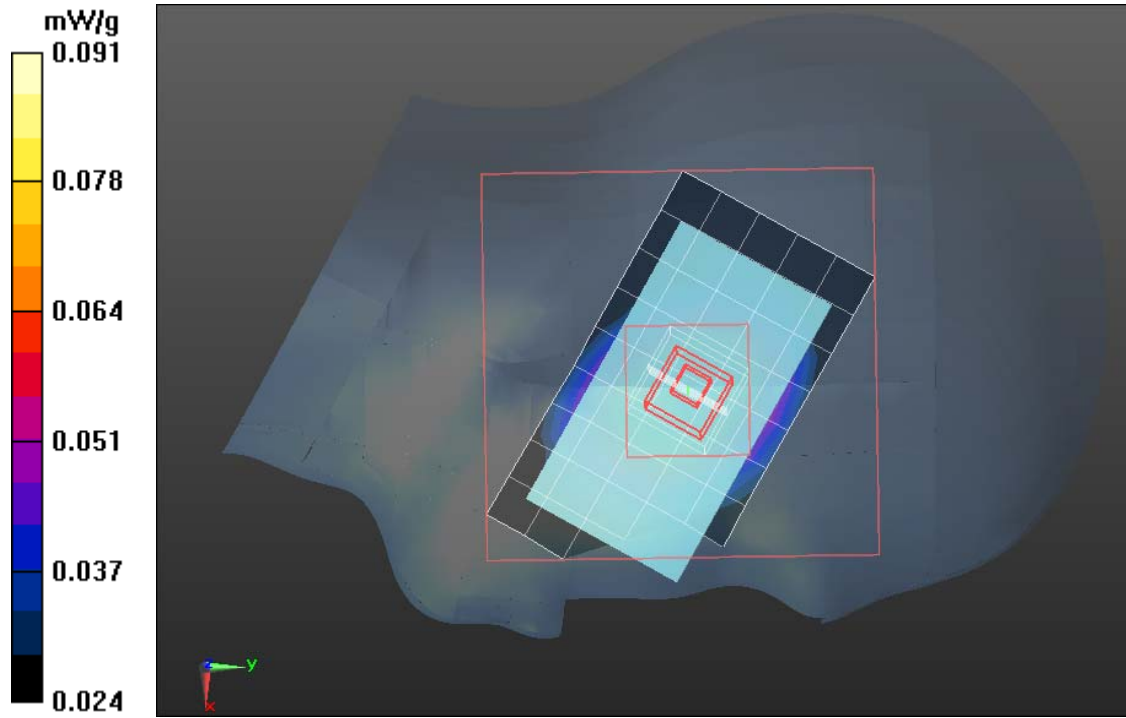
DASY5 Configuration:

- Probe: EX3DV4 - SN3755; ConvF(8.99, 8.99, 8.99); Calibrated: 1/20/2011
- Sensor-Surface: 2.5mm (Mechanical Surface Detection)
- Electronics: DAE4 Sn1245; Calibrated: 1/11/2011
- Phantom: Twin SAM Phantom; Type: QD 000 P40 CD; Serial: 1609
- Measurement SW: DASYS2, Version 52.6 (1); SEMCAD X Version 14.4.2 (2595)

**GSM850/Left Head Cheek High CH251/Area Scan (6x10x1):** Measurement grid: dx=15mm, dy=15mm

**GSM850/Left Head Cheek High CH251/Zoom Scan (7x7x9)/Cube 0:** Measurement grid: dx=5mm, dy=5mm, dz=3mm

**SAR(1 g) = 0.439 mW/g; SAR(10 g) = 0.308 mW/g**





Test Laboratory: Compliance Certification Services Inc.

Date: June 1, 2011.

## **GSM 850-Right Head**

**DUT: Plum; Type: T300; Serial: 352273017386340**

Communication System: Generic GSM; Communication System Band: GSM 850 (824.0 - 849.0 MHz); Frequency: 824.2 MHz; Communication System PAR: 9.191 dB  
Medium parameters used (interpolated):  $f = 824.2$  MHz;  $\sigma = 0.89$  mho/m;  $\epsilon_r = 41.478$ ;  $\rho = 1000$  kg/m<sup>3</sup>

Phantom section: Right Section

Measurement Standard: DASYS (IEEE/IEC/ANSI C63.19-2007)

DASY5 Configuration:

- Probe: EX3DV4 - SN3755; ConvF(8.99, 8.99, 8.99); Calibrated: 1/20/2011
- Sensor-Surface: 2.5mm (Mechanical Surface Detection)
- Electronics: DAE4 Sn1245; Calibrated: 1/11/2011
- Phantom: Twin SAM Phantom; Type: QD 000 P40 CD; Serial: 1609
- Measurement SW: DASYS2, Version 52.6 (1); SEMCAD X Version 14.4.2 (2595)

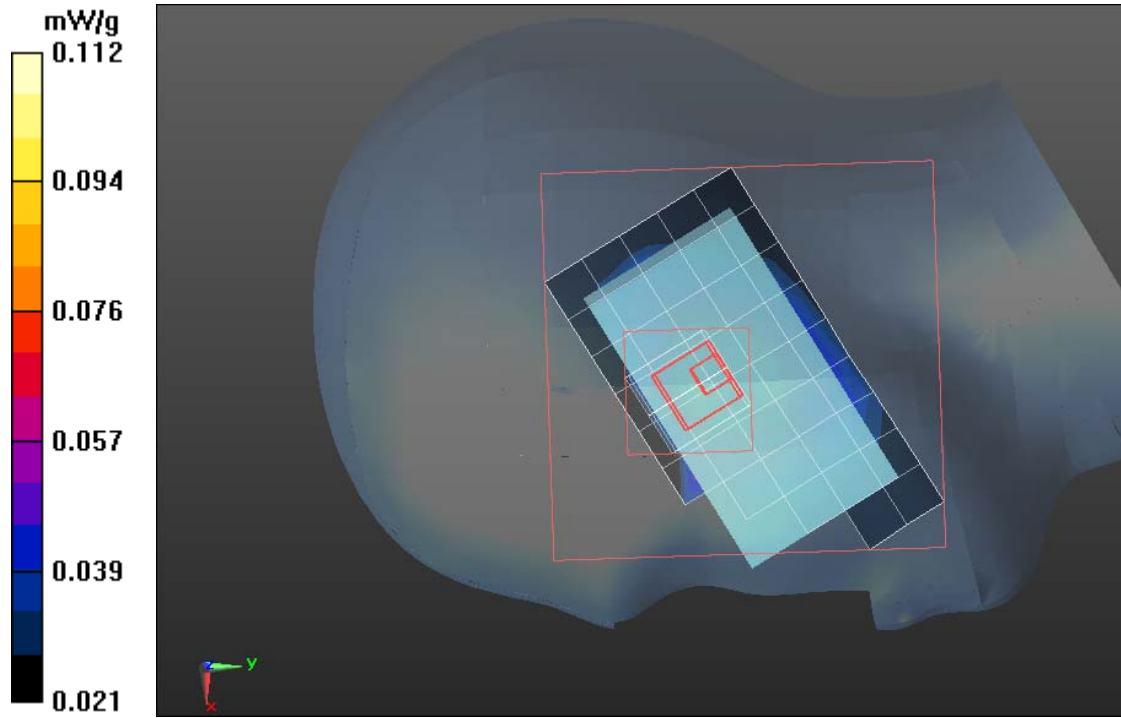
### **GSM850/Right Head Tilted Low CH128/Area Scan (6x10x1):**

Measurement grid: dx=15mm, dy=15mm

### **GSM850/Right Head Tilted Low CH128/Zoom Scan (7x7x9)/Cube 0:**

Measurement grid: dx=5mm, dy=5mm, dz=3mm

**SAR(1 g) = 0.472 mW/g; SAR(10 g) = 0.363 mW/g**





Test Laboratory: Compliance Certification Services Inc.

Date: June 1, 2011.

## **GSM 850-Right Head**

**DUT: Plum; Type: T300; Serial: 352273017386340**

Communication System: Generic GSM; Communication System Band: GSM 850 (824.0 - 849.0 MHz); Frequency: 836.6 MHz; Communication System PAR: 9.191 dB  
Medium parameters used (interpolated):  $f = 836.6$  MHz;  $\sigma = 0.89$  mho/m;  $\epsilon_r = 41.478$ ;  $\rho = 1000$  kg/m<sup>3</sup>

Phantom section: Right Section

Measurement Standard: DASYS (IEEE/IEC/ANSI C63.19-2007)

DASY5 Configuration:

- Probe: EX3DV4 - SN3755; ConvF(8.99, 8.99, 8.99); Calibrated: 1/20/2011
- Sensor-Surface: 2.5mm (Mechanical Surface Detection)
- Electronics: DAE4 Sn1245; Calibrated: 1/11/2011
- Phantom: Twin SAM Phantom; Type: QD 000 P40 CD; Serial: 1609
- Measurement SW: DASYS2, Version 52.6 (1); SEMCAD X Version 14.4.2 (2595)

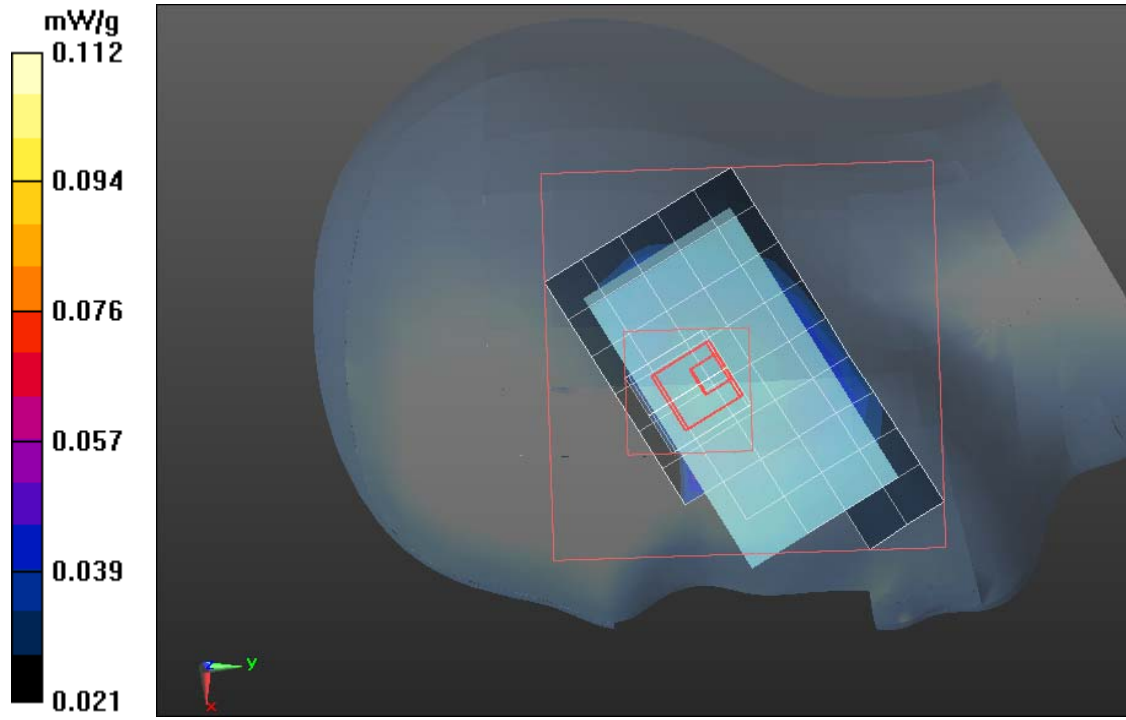
## **GSM850/Right Head Tilted Middle CH189/Area Scan (6x10x1):**

Measurement grid: dx=15mm, dy=15mm

## **GSM850/Right Head Tilted Middle CH189/Zoom Scan (7x7x9)/Cube 0:**

Measurement grid: dx=5mm, dy=5mm, dz=3mm

**SAR(1 g) = 0.498 mW/g; SAR(10 g) = 0.374 mW/g**







Test Laboratory: Compliance Certification Services Inc.

Date: June 1, 2011.

## **GSM 850-Right Head**

**DUT: Plum; Type: T300; Serial: 352273017386340**

Communication System: Generic GSM; Communication System Band: GSM 850 (824.0 - 849.0 MHz); Frequency: 848.8 MHz; Communication System PAR: 9.191 dB  
Medium parameters used (interpolated):  $f = 848.8$  MHz;  $\sigma = 0.89$  mho/m;  $\epsilon_r = 41.478$ ;  $\rho = 1000$  kg/m<sup>3</sup>

Phantom section: Right Section

Measurement Standard: DASYS (IEEE/IEC/ANSI C63.19-2007)

DASY5 Configuration:

- Probe: EX3DV4 - SN3755; ConvF(8.99, 8.99, 8.99); Calibrated: 1/20/2011
- Sensor-Surface: 2.5mm (Mechanical Surface Detection)
- Electronics: DAE4 Sn1245; Calibrated: 1/11/2011
- Phantom: Twin SAM Phantom; Type: QD 000 P40 CD; Serial: 1609
- Measurement SW: DASYS2, Version 52.6 (1); SEMCAD X Version 14.4.2 (2595)

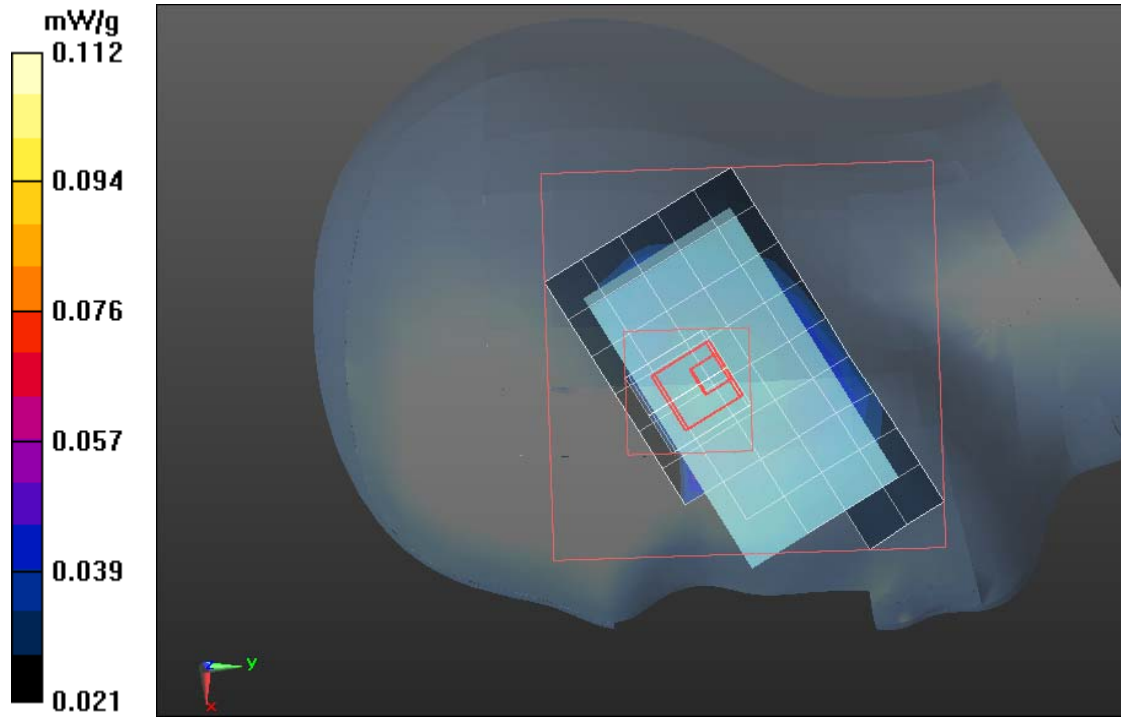
## **GSM850/Right Head Tilted High CH251/Area Scan (6x10x1):**

Measurement grid: dx=15mm, dy=15mm

## **GSM850/Right Head Tilted High CH251/Zoom Scan (7x7x9)/Cube 0:**

Measurement grid: dx=5mm, dy=5mm, dz=3mm

**SAR(1 g) = 0.434 mW/g; SAR(10 g) = 0398 mW/g**





Test Laboratory: Compliance Certification Services Inc.

Date: June 1, 2011.

## **GSM 850-Right Head**

**DUT: Plum; Type: T300; Serial: 352273017386340**

Communication System: Generic GSM; Communication System Band: GSM 850 (824.0 - 849.0 MHz); Frequency: 824.2 MHz; Communication System PAR: 9.191 dB  
Medium parameters used (interpolated):  $f = 824.2$  MHz;  $\sigma = 0.89$  mho/m;  $\epsilon_r = 41.478$ ;  $\rho = 1000$  kg/m<sup>3</sup>

Phantom section: Right Section

Measurement Standard: DASYS (IEEE/IEC/ANSI C63.19-2007)

DASY5 Configuration:

- Probe: EX3DV4 - SN3755; ConvF(8.99, 8.99, 8.99); Calibrated: 1/20/2011
- Sensor-Surface: 2.5mm (Mechanical Surface Detection)
- Electronics: DAE4 Sn1245; Calibrated: 1/11/2011
- Phantom: Twin SAM Phantom; Type: QD 000 P40 CD; Serial: 1609
- Measurement SW: DASYS2, Version 52.6 (1); SEMCAD X Version 14.4.2 (2595)

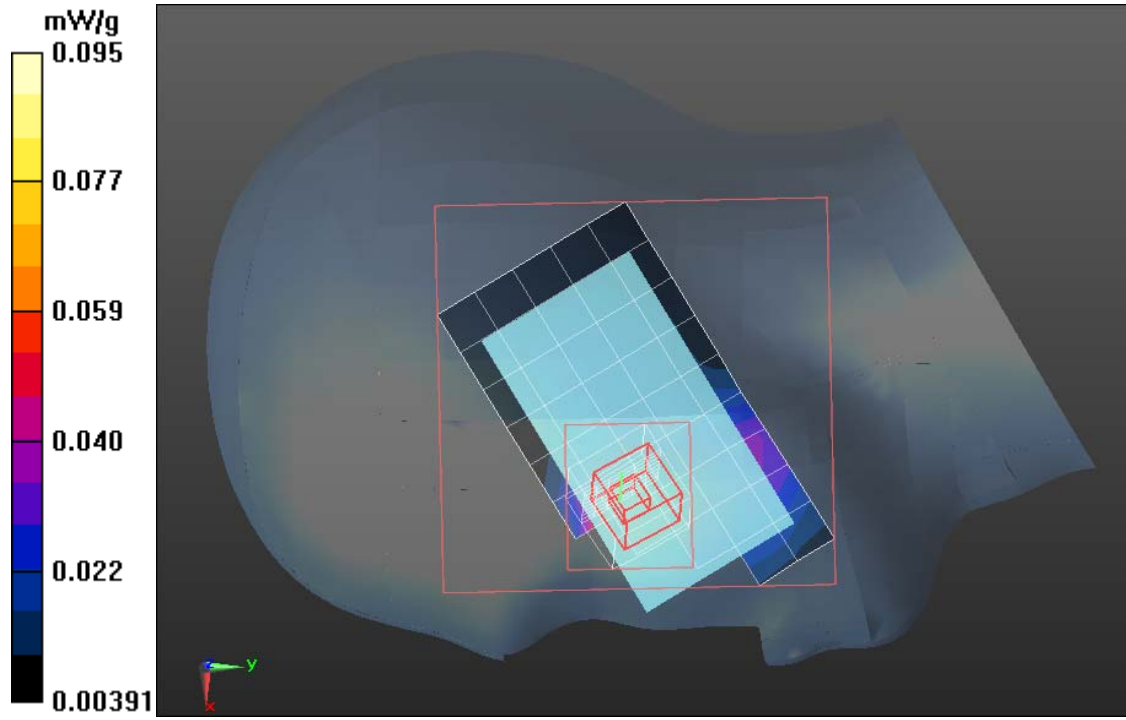
### **GSM850/Right Head Cheek Low CH128/Area Scan (6x10x1):**

Measurement grid: dx=15mm, dy=15mm

### **GSM850/Right Head Cheek Low CH128/Zoom Scan (7x7x9)/Cube 0:**

Measurement grid: dx=5mm, dy=5mm, dz=3mm

**SAR(1 g) = 0.487 mW/g; SAR(10 g) = 0.354 mW/g**





Test Laboratory: Compliance Certification Services Inc.

Date: June 1, 2011.

## **GSM 850-Right Head**

**DUT: Plum; Type: T300; Serial: 352273017386340**

Communication System: Generic GSM; Communication System Band: GSM 850 (824.0 - 849.0 MHz); Frequency: 836.6 MHz; Communication System PAR: 9.191 dB  
Medium parameters used (interpolated):  $f = 836.6$  MHz;  $\sigma = 0.89$  mho/m;  $\epsilon_r = 41.478$ ;  $\rho = 1000$  kg/m<sup>3</sup>

Phantom section: Right Section

Measurement Standard: DASYS (IEEE/IEC/ANSI C63.19-2007)

DASY5 Configuration:

- Probe: EX3DV4 - SN3755; ConvF(8.99, 8.99, 8.99); Calibrated: 1/20/2011
- Sensor-Surface: 2.5mm (Mechanical Surface Detection)
- Electronics: DAE4 Sn1245; Calibrated: 1/11/2011
- Phantom: Twin SAM Phantom; Type: QD 000 P40 CD; Serial: 1609
- Measurement SW: DASYS2, Version 52.6 (1); SEMCAD X Version 14.4.2 (2595)

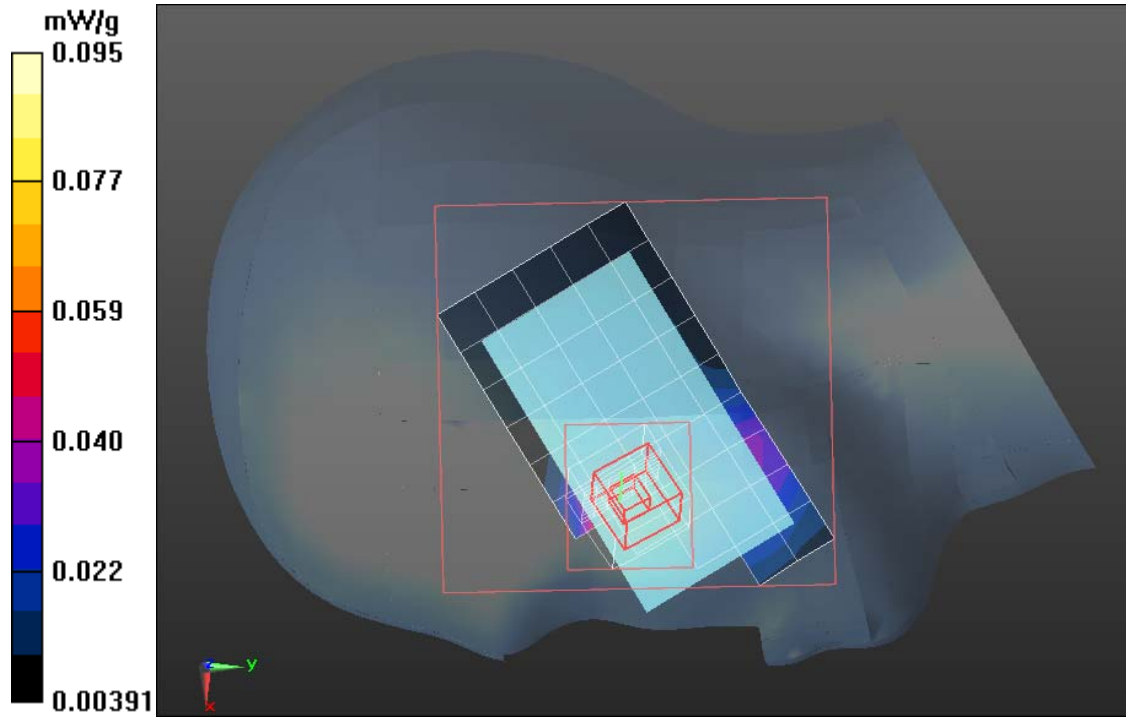
## **GSM850/Right Head Cheek Middle CH189/Area Scan (6x10x1):**

Measurement grid: dx=15mm, dy=15mm

## **GSM850/Right Head Cheek Middle CH189/Zoom Scan (7x7x9)/Cube 0:**

Measurement grid: dx=5mm, dy=5mm, dz=3mm

**SAR(1 g) = 0.478 mW/g; SAR(10 g) = 0.347 mW/g**





Test Laboratory: Compliance Certification Services Inc.

Date: June 1, 2011.

**GSM 850-Right Head**

**DUT: Plum; Type: T300; Serial: 352273017386340**

Communication System: Generic GSM; Communication System Band: GSM 850 (824.0 - 849.0 MHz); Frequency: 848.8 MHz; Communication System PAR: 9.191 dB  
Medium parameters used (interpolated):  $f = 848.8$  MHz;  $\sigma = 0.89$  mho/m;  $\epsilon_r = 41.478$ ;  $\rho = 1000$  kg/m<sup>3</sup>

Phantom section: Right Section

Measurement Standard: DASYS (IEEE/IEC/ANSI C63.19-2007)

DASY5 Configuration:

- Probe: EX3DV4 - SN3755; ConvF(8.99, 8.99, 8.99); Calibrated: 1/20/2011
- Sensor-Surface: 2.5mm (Mechanical Surface Detection)
- Electronics: DAE4 Sn1245; Calibrated: 1/11/2011
- Phantom: Twin SAM Phantom; Type: QD 000 P40 CD; Serial: 1609
- Measurement SW: DASYS2, Version 52.6 (1); SEMCAD X Version 14.4.2 (2595)

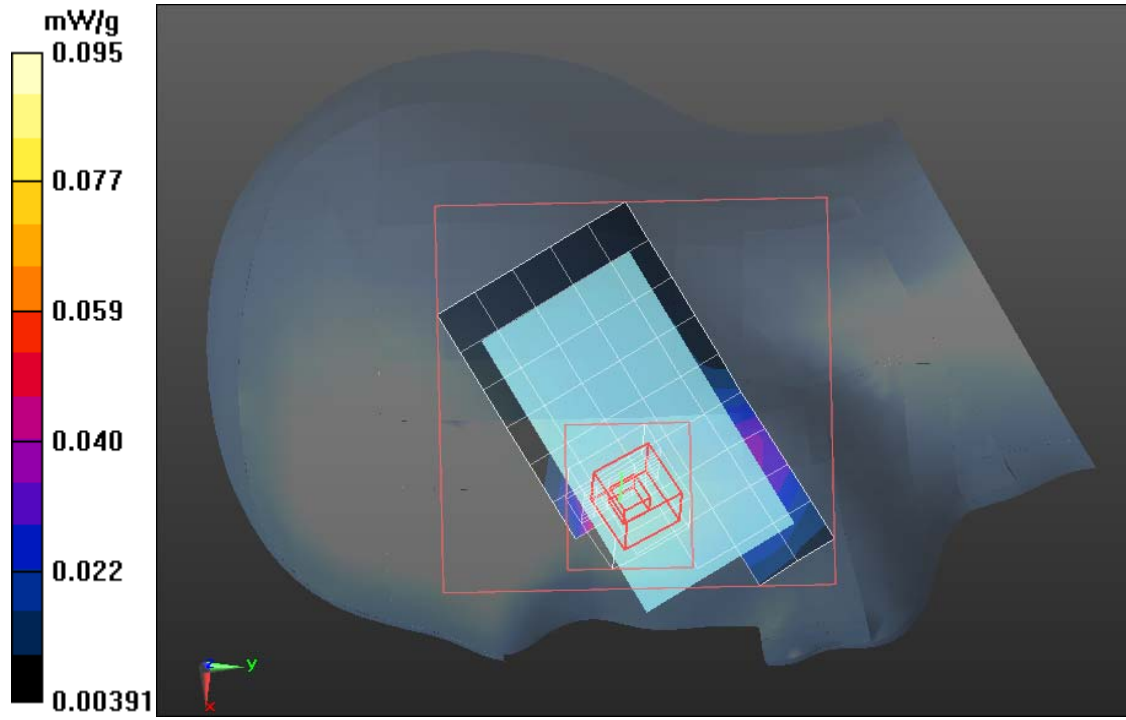
**GSM850/Right Head Cheek High CH251/Area Scan (6x10x1):**

Measurement grid: dx=15mm, dy=15mm

**GSM850/Right Head Cheek High CH251/Zoom Scan (7x7x9)/Cube 0:**

Measurement grid: dx=5mm, dy=5mm, dz=3mm

**SAR(1 g) = 0.483 mW/g; SAR(10 g) = 0.362 mW/g**







Test Laboratory: Compliance Certification Services Inc.

Date: June 1, 2011.

**PCS 1900-Left Head**

**DUT: Plum; Type: T300; Serial: 352273017386340**

Communication System: Generic GSM; Communication System Band: PCS 1900 (1850.0 - 1910.0 MHz); Frequency: 1850.2 MHz; Communication System PAR: 9.191 dB

Medium parameters used:  $f = 1850.2$  MHz;  $\sigma = 1.45$  mho/m;  $\epsilon_r = 39.74$ ;  $\rho = 1000$  kg/m<sup>3</sup>

Phantom section: Left Section

Measurement Standard: DASY5 (IEEE/IEC/ANSI C63.19-2007)

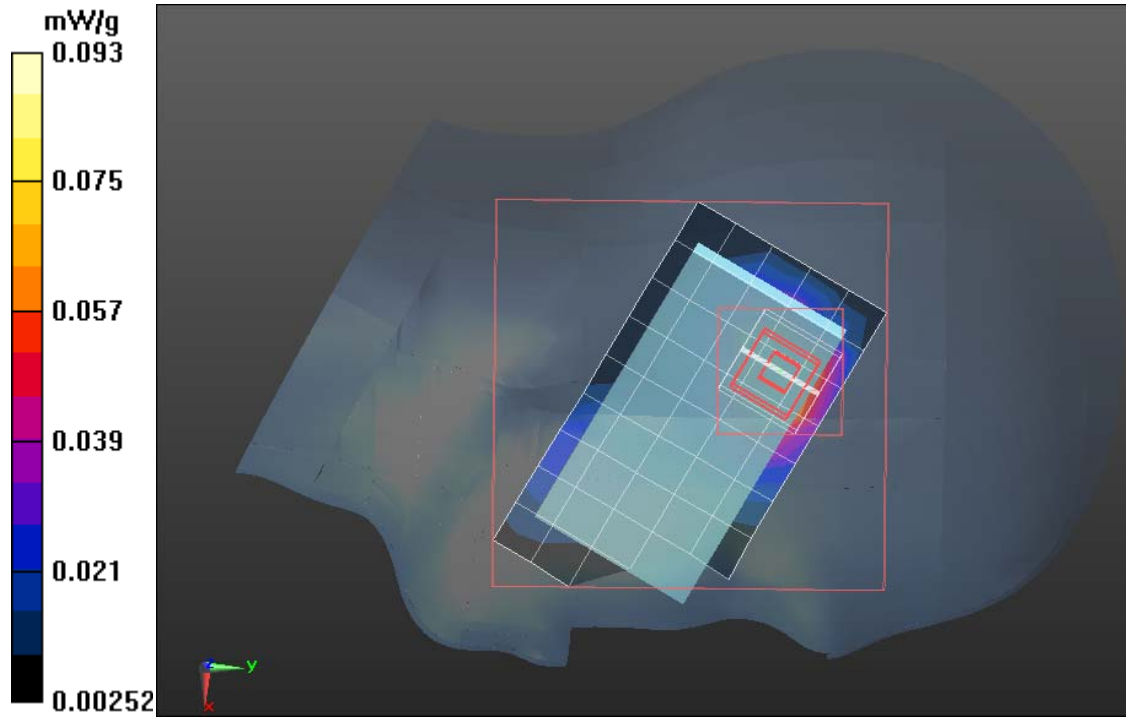
DASY5 Configuration:

- Probe: EX3DV4 - SN3755; ConvF(7.84, 7.84, 7.84); Calibrated: 1/20/2011
- Sensor-Surface: 2.5mm (Mechanical Surface Detection)
- Electronics: DAE4 Sn1245; Calibrated: 1/11/2011
- Phantom: Twin SAM Phantom; Type: QD 000 P40 CD; Serial: 1609
- Measurement SW: DASY52, Version 52.6 (1); SEMCAD X Version 14.4.2 (2595)

**PCS1900/Left Head Tilted Low CH512/Area Scan (6x10x1):** Measurement grid: dx=15mm, dy=15mm

**PCS1900/Left Head Tilted Low CH512/Zoom Scan (7x7x9)/Cube 0:** Measurement grid: dx=5mm, dy=5mm, dz=3mm

**SAR(1 g) = 0.489 mW/g; SAR(10 g) = 0.345 mW/g**





Test Laboratory: Compliance Certification Services Inc.

Date: June 1, 2011.

**PCS 1900-Left Head**

**DUT: Plum; Type: T300; Serial: 352273017386340**

Communication System: Generic GSM; Communication System Band: PCS 1900 (1850.0 - 1910.0 MHz); Frequency: 1880 MHz; Communication System PAR: 9.191 dB

Medium parameters used:  $f = 1880$  MHz;  $\sigma = 1.45$  mho/m;  $\epsilon_r = 39.74$ ;  $\rho = 1000$  kg/m<sup>3</sup>

Phantom section: Left Section

Measurement Standard: DASYS (IEEE/IEC/ANSI C63.19-2007)

DASY5 Configuration:

- Probe: EX3DV4 - SN3755; ConvF(7.84, 7.84, 7.84); Calibrated: 1/20/2011
- Sensor-Surface: 2.5mm (Mechanical Surface Detection)
- Electronics: DAE4 Sn1245; Calibrated: 1/11/2011
- Phantom: Twin SAM Phantom; Type: QD 000 P40 CD; Serial: 1609
- Measurement SW: DASYS2, Version 52.6 (1); SEMCAD X Version 14.4.2 (2595)

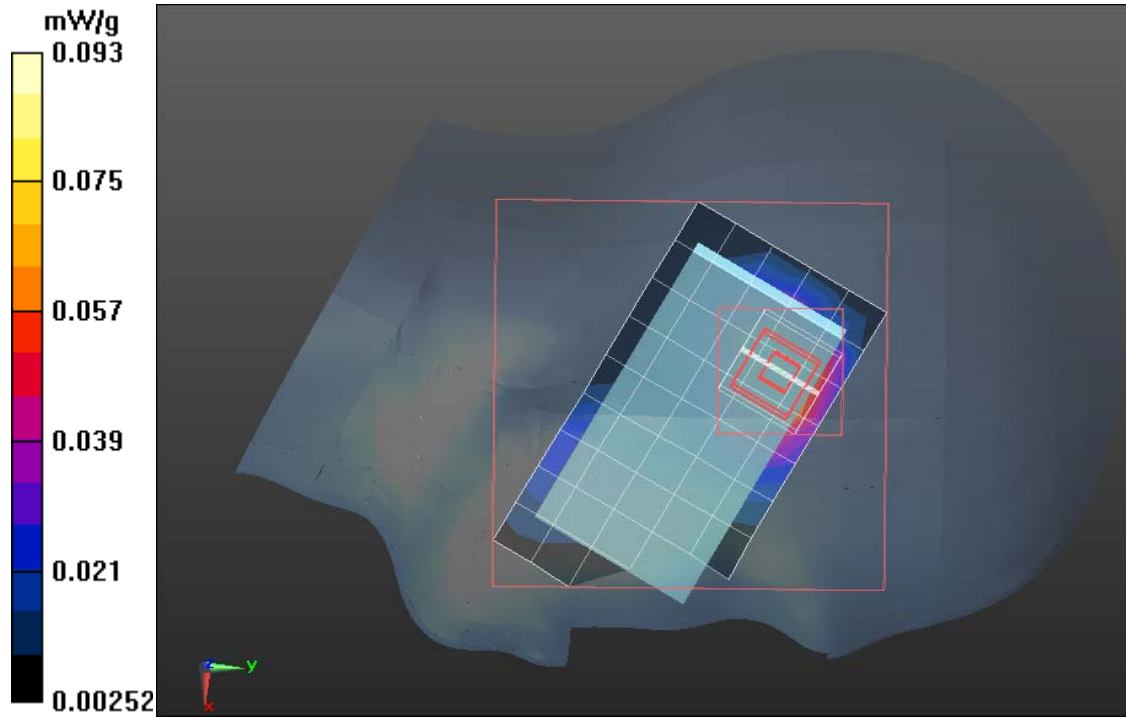
**PCS1900/Left Head Tilted Middle CH661/Area Scan (6x10x1):**

Measurement grid: dx=15mm, dy=15mm

**PCS1900/Left Head Tilted Middle CH661/Zoom Scan (7x7x9)/Cube 0:**

Measurement grid: dx=5mm, dy=5mm, dz=3mm

**SAR(1 g) = 0.476 mW/g; SAR(10 g) = 0.347 mW/g**





Test Laboratory: Compliance Certification Services Inc.

Date: June 1, 2011

**PCS 1900-Left Head**

**DUT: Plum; Type: T300; Serial: 352273017386340**

Communication System: Generic GSM; Communication System Band: PCS 1900 (1850.0 - 1910.0 MHz); Frequency: 1909.8 MHz; Communication System PAR: 9.191 dB

Medium parameters used:  $f = 1989.8$  MHz;  $\sigma = 1.45$  mho/m;  $\epsilon_r = 39.74$ ;  $\rho = 1000$  kg/m<sup>3</sup>

Phantom section: Left Section

Measurement Standard: DASYS (IEEE/IEC/ANSI C63.19-2007)

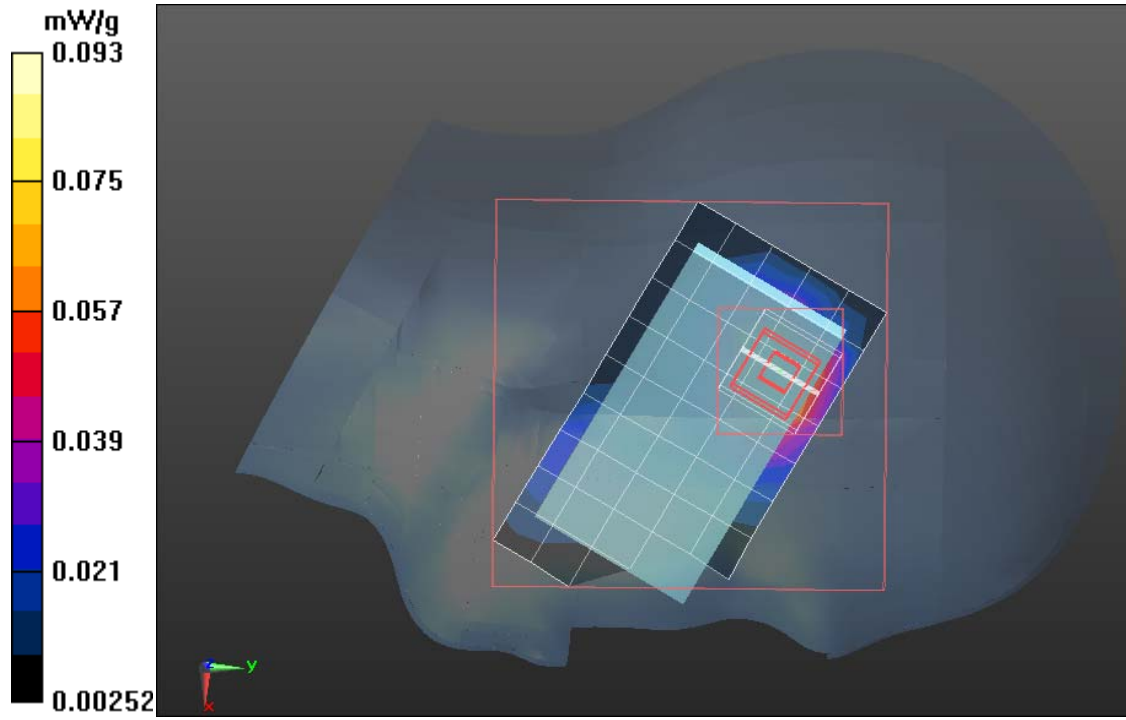
DASY5 Configuration:

- Probe: EX3DV4 - SN3755; ConvF(7.84, 7.84, 7.84); Calibrated: 1/20/2011
- Sensor-Surface: 2.5mm (Mechanical Surface Detection)
- Electronics: DAE4 Sn1245; Calibrated: 1/11/2011
- Phantom: Twin SAM Phantom; Type: QD 000 P40 CD; Serial: 1609
- Measurement SW: DASYS2, Version 52.6 (1); SEMCAD X Version 14.4.2 (2595)

**PCS1900/Left Head Tilted High CH810/Area Scan (6x10x1):** Measurement grid: dx=15mm, dy=15mm

**PCS1900/Left Head Tilted High CH810/Zoom Scan (7x7x9)/Cube 0:** Measurement grid: dx=5mm, dy=5mm, dz=3mm

**SAR(1 g) = 0.496 mW/g; SAR(10 g) = 0.347 mW/g**





Test Laboratory: Compliance Certification Services Inc.

Date: June 1, 2011.

**PCS 1900-Left Head**

**DUT: Plum; Type: T300; Serial: 352273017386340**

Communication System: Generic GSM; Communication System Band: PCS 1900 (1850.0 - 1910.0 MHz); Frequency: 1850.2 MHz; Communication System PAR: 9.191 dB

Medium parameters used:  $f = 1850.2$  MHz;  $\sigma = 1.45$  mho/m;  $\epsilon_r = 39.74$ ;  $\rho = 1000$  kg/m<sup>3</sup>

Phantom section: Left Section

Measurement Standard: DASYS (IEEE/IEC/ANSI C63.19-2007)

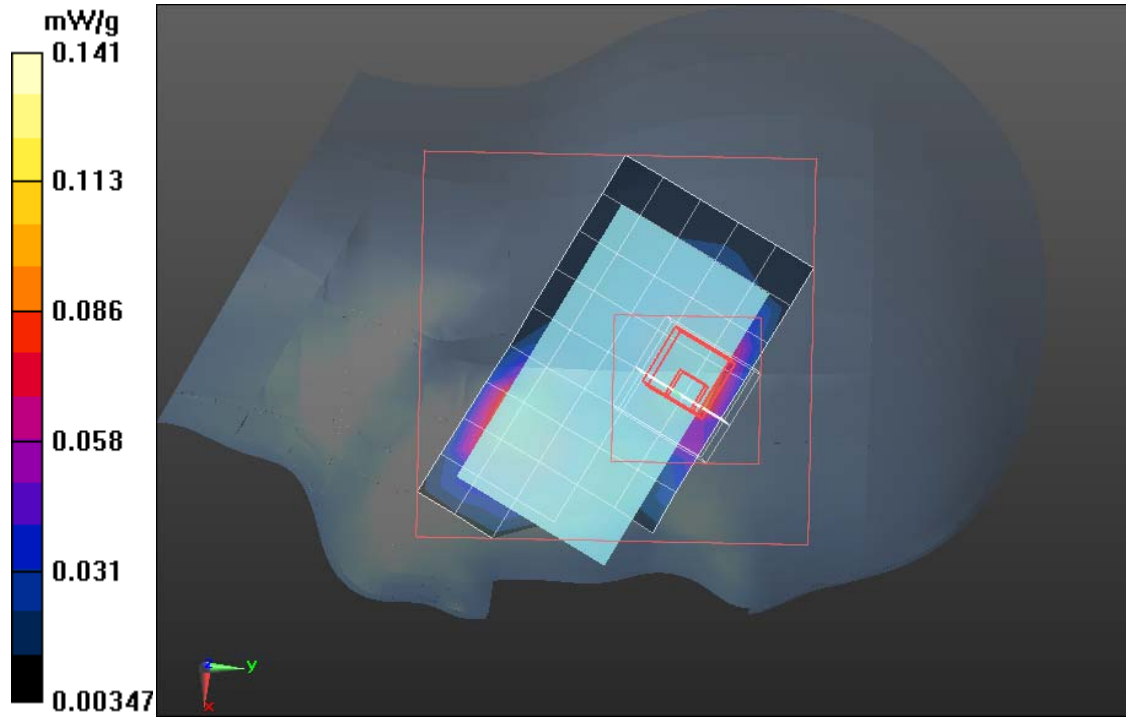
DASY5 Configuration:

- Probe: EX3DV4 - SN3755; ConvF(7.84, 7.84, 7.84); Calibrated: 1/20/2011
- Sensor-Surface: 2.5mm (Mechanical Surface Detection)
- Electronics: DAE4 Sn1245; Calibrated: 1/11/2011
- Phantom: Twin SAM Phantom; Type: QD 000 P40 CD; Serial: 1609
- Measurement SW: DASYS2, Version 52.6 (1); SEMCAD X Version 14.4.2 (2595)

**PCS1900/Left Head Cheek Low CH512/Area Scan (6x10x1):** Measurement grid: dx=15mm, dy=15mm

**PCS1900/Left Head Cheek Low CH512/Zoom Scan (8x8x9)/Cube 0:** Measurement grid: dx=5mm, dy=5mm, dz=3mm

**SAR(1 g) = 0.418 mW/g; SAR(10 g) = 0.369 mW/g**







Test Laboratory: Compliance Certification Services Inc.

Date: June 1, 2011.

**PCS 1900-Left Head**

**DUT: Plum; Type: T300; Serial: 352273017386340**

Communication System: Generic GSM; Communication System Band: PCS 1900 (1850.0 - 1910.0 MHz); Frequency: 1880 MHz; Communication System PAR: 9.191 dB

Medium parameters used:  $f = 1880$  MHz;  $\sigma = 1.45$  mho/m;  $\epsilon_r = 39.74$ ;  $\rho = 1000$  kg/m<sup>3</sup>

Phantom section: Left Section

Measurement Standard: DASYS (IEEE/IEC/ANSI C63.19-2007)

DASY5 Configuration:

- Probe: EX3DV4 - SN3755; ConvF(7.84, 7.84, 7.84); Calibrated: 1/20/2011
- Sensor-Surface: 2.5mm (Mechanical Surface Detection)
- Electronics: DAE4 Sn1245; Calibrated: 1/11/2011
- Phantom: Twin SAM Phantom; Type: QD 000 P40 CD; Serial: 1609
- Measurement SW: DASYS2, Version 52.6 (1); SEMCAD X Version 14.4.2 (2595)

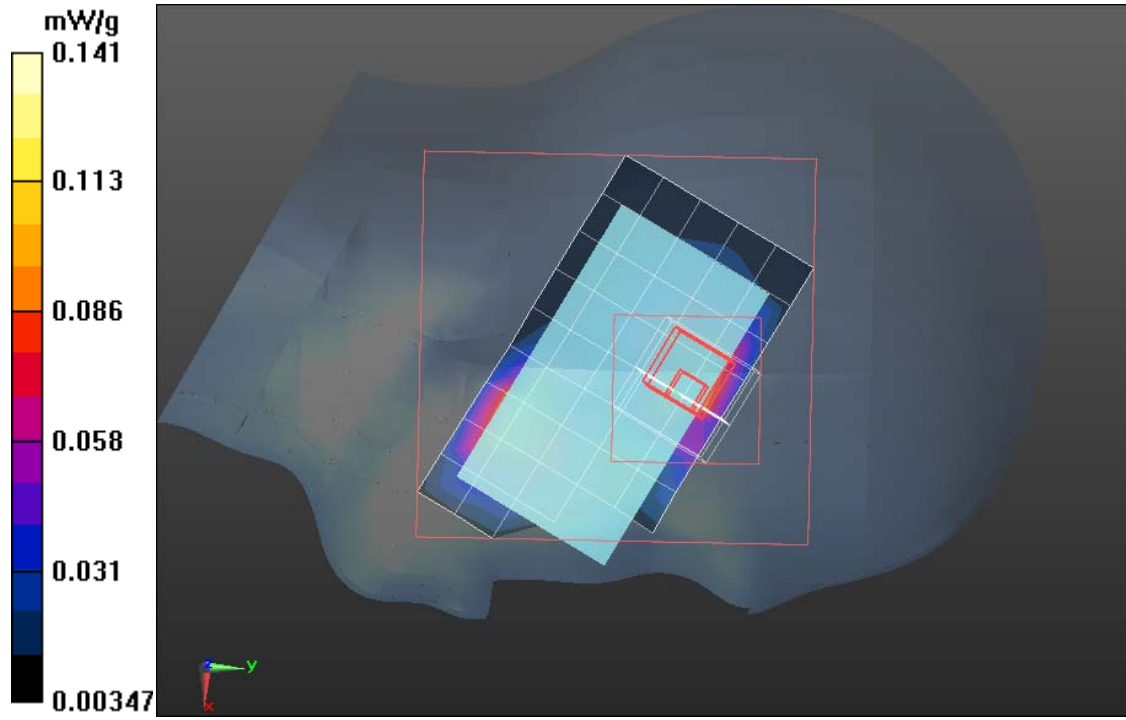
**PCS1900/Left Head Cheek Middle CH661/Area Scan (6x10x1):**

Measurement grid: dx=15mm, dy=15mm

**PCS1900/Left Head Cheek Middle CH661/Zoom Scan (8x8x9)/Cube 0:**

Measurement grid: dx=5mm, dy=5mm, dz=3mm

**SAR(1 g) = 0.410 mW/g; SAR(10 g) = 0362 mW/g**





Test Laboratory: Compliance Certification Services Inc.

Date: June 1, 2011.

**PCS 1900-Left Head**

**DUT: Plum; Type: T300; Serial: 352273017386340**

Communication System: Generic GSM; Communication System Band: PCS 1900 (1850.0 - 1910.0 MHz); Frequency: 1909.8 MHz; Communication System PAR: 9.191 dB

Medium parameters used:  $f = 1909.8$  MHz;  $\sigma = 1.45$  mho/m;  $\epsilon_r = 39.74$ ;  $\rho = 1000$  kg/m<sup>3</sup>

Phantom section: Left Section

Measurement Standard: DASYS (IEEE/IEC/ANSI C63.19-2007)

DASY5 Configuration:

- Probe: EX3DV4 - SN3755; ConvF(7.84, 7.84, 7.84); Calibrated: 1/20/2011
- Sensor-Surface: 2.5mm (Mechanical Surface Detection)
- Electronics: DAE4 Sn1245; Calibrated: 1/11/2011
- Phantom: Twin SAM Phantom; Type: QD 000 P40 CD; Serial: 1609
- Measurement SW: DASYS2, Version 52.6 (1); SEMCAD X Version 14.4.2 (2595)

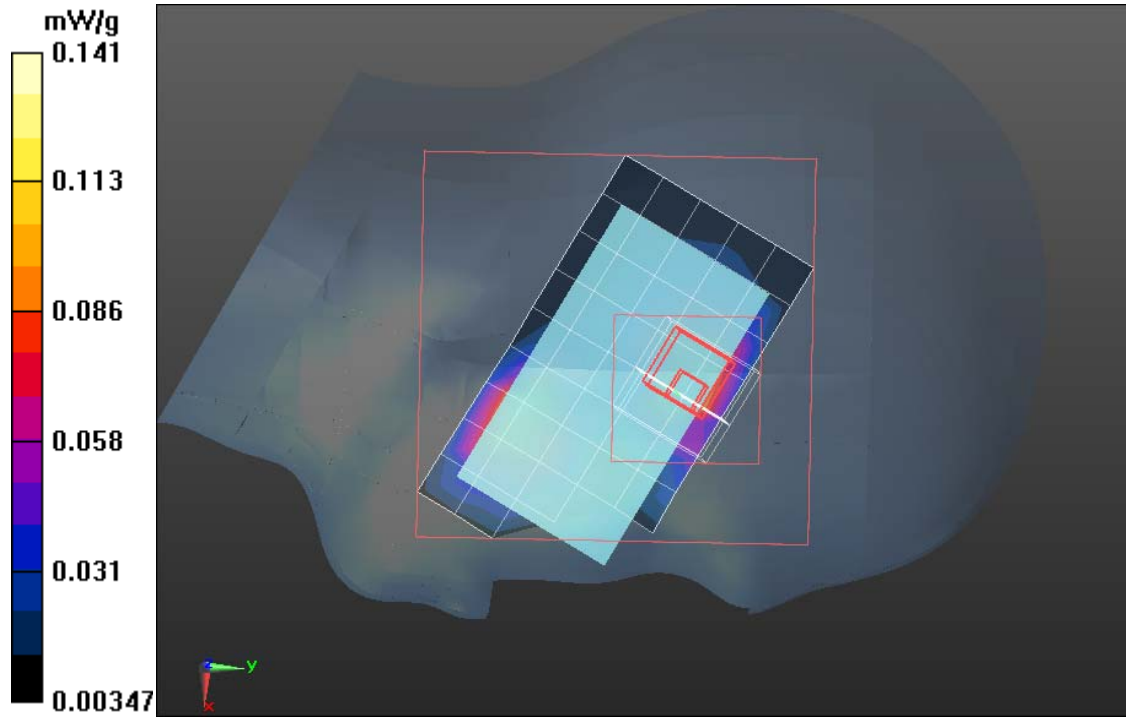
**PCS1900/Left Head Cheek High CH810/Area Scan (6x10x1):**

Measurement grid: dx=15mm, dy=15mm

**PCS1900/Left Head Cheek High CH810/Zoom Scan (8x8x9)/Cube 0:**

Measurement grid: dx=5mm, dy=5mm, dz=3mm

**SAR(1 g) = 0.425 mW/g; SAR(10 g) = 0.384 mW/g**





Test Laboratory: Compliance Certification Services Inc.

Date: June 1, 2011.

**PCS-1900-Right Head**

**DUT: Plum; Type: T300; Serial: 352273017386340**

Communication System: Generic GSM; Communication System Band: PCS 1900 (1850.0 - 1910.0 MHz); Frequency: 1880 MHz; Communication System PAR: 9.191 dB

Medium parameters used:  $f = 1880$  MHz;  $\sigma = 1.45$  mho/m;  $\epsilon_r = 39.74$ ;  $\rho = 1000$  kg/m<sup>3</sup>

Phantom section: Right Section

Measurement Standard: DASYS (IEEE/IEC/ANSI C63.19-2007)

DASY5 Configuration:

- Probe: EX3DV4 - SN3755; ConvF(7.84, 7.84, 7.84); Calibrated: 1/20/2011
- Sensor-Surface: 2.5mm (Mechanical Surface Detection)
- Electronics: DAE4 Sn1245; Calibrated: 1/11/2011
- Phantom: Twin SAM Phantom; Type: QD 000 P40 CD; Serial: 1609
- Measurement SW: DASYS2, Version 52.6 (1); SEMCAD X Version 14.4.2 (2595)

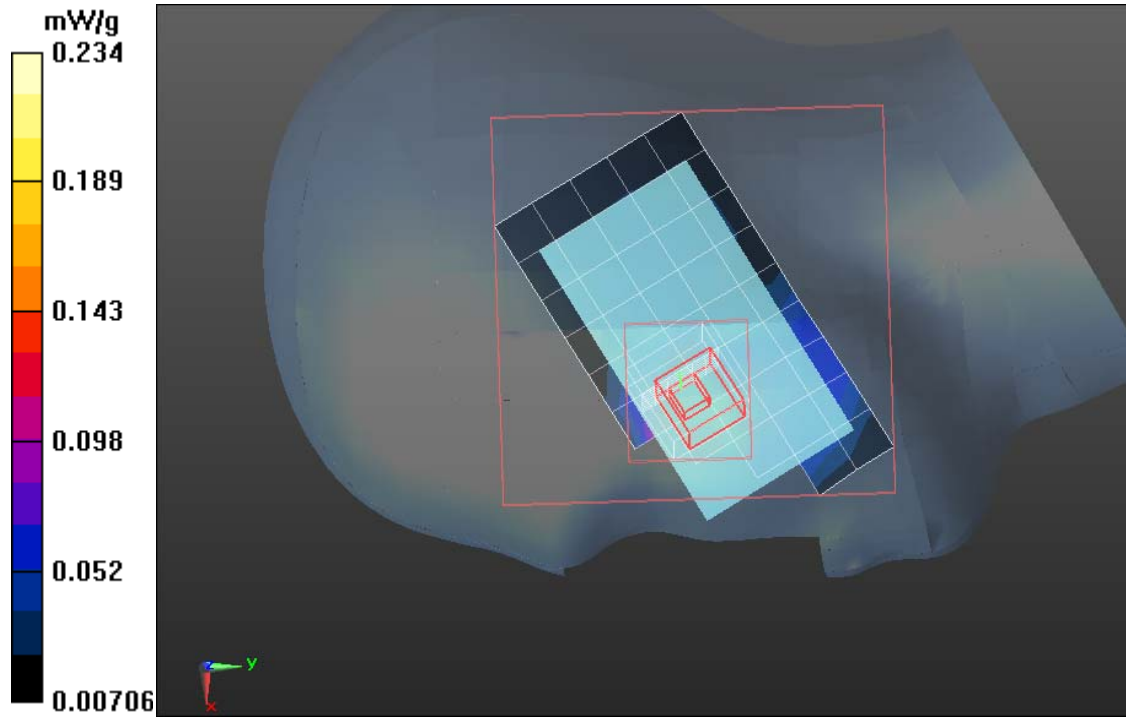
**PCS1900/Right Head Cheek Middle CH661/Area Scan (6x10x1):**

Measurement grid: dx=15mm, dy=15mm

**PCS1900/Right Head Cheek Middle CH661/Zoom Scan (7x7x9)/Cube 0:**

Measurement grid: dx=5mm, dy=5mm, dz=3mm

**SAR(1 g) = 0.484 mW/g; SAR(10 g) = 0.309 mW/g**





Test Laboratory: Compliance Certification Services Inc.

Date: June 1, 2011.

**PCS-1900-Right Head**

**DUT: Plum; Type: T300; Serial: 352273017386340**

Communication System: Generic GSM; Communication System Band: PCS 1900 (1850.0 - 1910.0 MHz); Frequency: 1850.2 MHz; Communication System PAR: 9.191 dB

Medium parameters used:  $f = 1850.2$  MHz;  $\sigma = 1.45$  mho/m;  $\epsilon_r = 39.74$ ;  $\rho = 1000$  kg/m<sup>3</sup>

Phantom section: Right Section

Measurement Standard: DASY5 (IEEE/IEC/ANSI C63.19-2007)

DASY5 Configuration:

- Probe: EX3DV4 - SN3755; ConvF(7.84, 7.84, 7.84); Calibrated: 1/20/2011
- Sensor-Surface: 2.5mm (Mechanical Surface Detection)
- Electronics: DAE4 Sn1245; Calibrated: 1/11/2011
- Phantom: Twin SAM Phantom; Type: QD 000 P40 CD; Serial: 1609
- Measurement SW: DASY52, Version 52.6 (1); SEMCAD X Version 14.4.2 (2595)

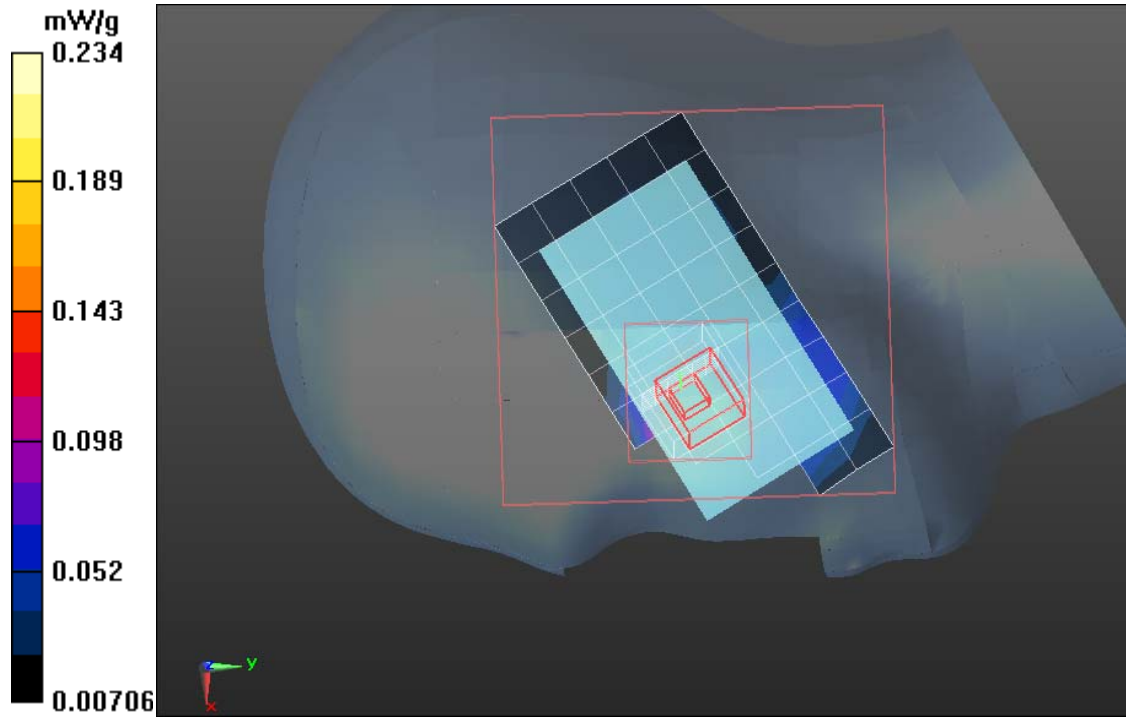
**PCS1900/Right Head Cheek Low CH512/Area Scan (6x10x1):**

Measurement grid: dx=15mm, dy=15mm

**PCS1900/Right Head Cheek Low CH512/Zoom Scan (7x7x9)/Cube 0:**

Measurement grid: dx=5mm, dy=5mm, dz=3mm

**SAR(1 g) = 0.445 mW/g; SAR(10 g) = 0.332 mW/g**







Test Laboratory: Compliance Certification Services Inc.

Date: June 1, 2011.

## **PCS-1900-Right Head**

**DUT: Plum; Type: T300; Serial: 352273017386340**

Communication System: Generic GSM; Communication System Band: PCS 1900 (1850.0 - 1910.0 MHz); Frequency: 1909.8 MHz; Communication System PAR: 9.191 dB

Medium parameters used:  $f = 1909.8$  MHz;  $\sigma = 1.45$  mho/m;  $\epsilon_r = 39.74$ ;  $\rho = 1000$  kg/m<sup>3</sup>

Phantom section: Right Section

Measurement Standard: DASYS (IEEE/IEC/ANSI C63.19-2007)

DASY5 Configuration:

- Probe: EX3DV4 - SN3755; ConvF(7.84, 7.84, 7.84); Calibrated: 1/20/2011
- Sensor-Surface: 2.5mm (Mechanical Surface Detection)
- Electronics: DAE4 Sn1245; Calibrated: 1/11/2011
- Phantom: Twin SAM Phantom; Type: QD 000 P40 CD; Serial: 1609
- Measurement SW: DASYS2, Version 52.6 (1); SEMCAD X Version 14.4.2 (2595)

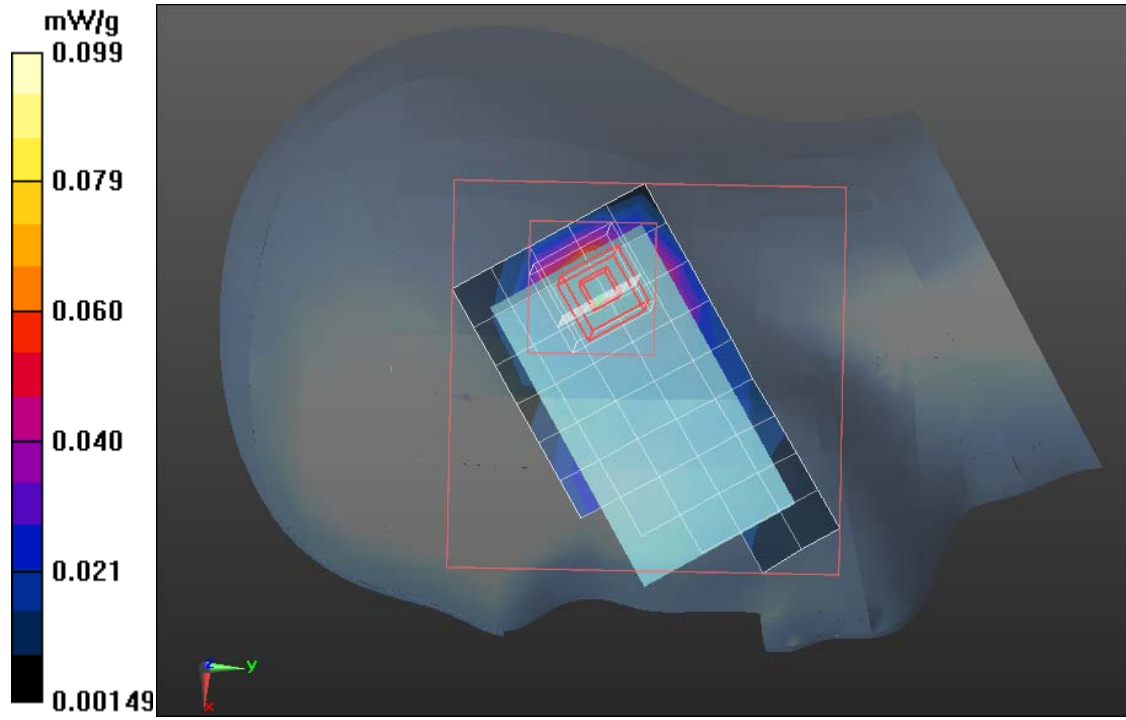
## **PCS1900/Right Head Tilted High CH810/Area Scan (6x10x1):**

Measurement grid: dx=15mm, dy=15mm

## **PCS1900/Right Head Tilted High CH810/Zoom Scan (7x7x9)/Cube 0:**

Measurement grid: dx=5mm, dy=5mm, dz=3mm

**SAR(1 g) = 0.493 mW/g; SAR(10 g) = 0.344 mW/g**





Test Laboratory: Compliance Certification Services Inc.

Date: June 1, 2011.

**PCS-1900-Right Head**

**DUT: Plum; Type: T300; Serial: 352273017386340**

Communication System: Generic GSM; Communication System Band: PCS 1900 (1850.0 - 1910.0 MHz); Frequency: 1850.2 MHz; Communication System PAR: 9.191 dB

Medium parameters used:  $f = 1850.2$  MHz;  $\sigma = 1.45$  mho/m;  $\epsilon_r = 39.74$ ;  $\rho = 1000$  kg/m<sup>3</sup>

Phantom section: Right Section

Measurement Standard: DASYS (IEEE/IEC/ANSI C63.19-2007)

DASY5 Configuration:

- Probe: EX3DV4 - SN3755; ConvF(7.84, 7.84, 7.84); Calibrated: 1/20/2011
- Sensor-Surface: 2.5mm (Mechanical Surface Detection)
- Electronics: DAE4 Sn1245; Calibrated: 1/11/2011
- Phantom: Twin SAM Phantom; Type: QD 000 P40 CD; Serial: 1609
- Measurement SW: DASYS2, Version 52.6 (1); SEMCAD X Version 14.4.2 (2595)


**PCS1900/Right Head Tilted Low CH512/Area Scan (6x10x1):**

Measurement grid: dx=15mm, dy=15mm

**PCS1900/Right Head Tilted Low CH512/Zoom Scan (7x7x9)/Cube 0:**

Measurement grid: dx=5mm, dy=5mm, dz=3mm

**SAR(1 g) = 0.471 mW/g; SAR(10 g) = 0.346 mW/g**





Test Laboratory: Compliance Certification Services Inc.

Date: June 1, 2011.

**PCS-1900-Right Head**

**DUT: Plum; Type: T300; Serial: 352273017386340**

Communication System: Generic GSM; Communication System Band: PCS 1900 (1850.0 - 1910.0 MHz); Frequency: 1880 MHz; Communication System PAR: 9.191 dB

Medium parameters used:  $f = 1880$  MHz;  $\sigma = 1.45$  mho/m;  $\epsilon_r = 39.74$ ;  $\rho = 1000$  kg/m<sup>3</sup>

Phantom section: Right Section

Measurement Standard: DASYS (IEEE/IEC/ANSI C63.19-2007)

DASY5 Configuration:

- Probe: EX3DV4 - SN3755; ConvF(7.84, 7.84, 7.84); Calibrated: 1/20/2011
- Sensor-Surface: 2.5mm (Mechanical Surface Detection)
- Electronics: DAE4 Sn1245; Calibrated: 1/11/2011
- Phantom: Twin SAM Phantom; Type: QD 000 P40 CD; Serial: 1609
- Measurement SW: DASYS2, Version 52.6 (1); SEMCAD X Version 14.4.2 (2595)

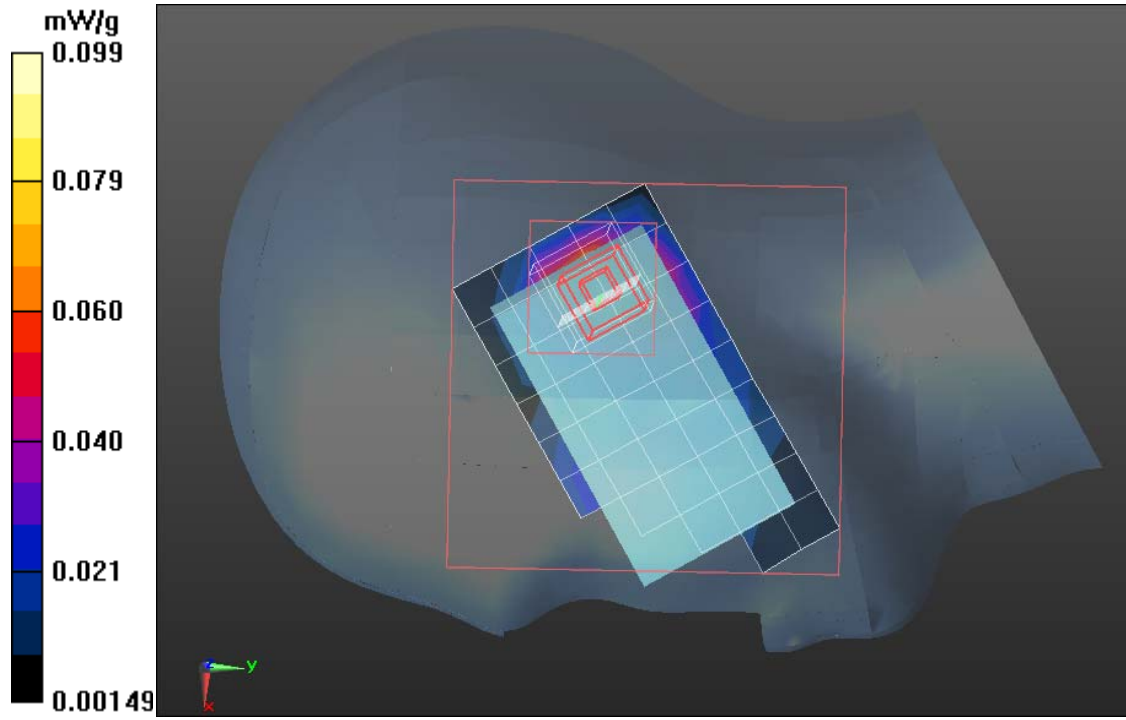
**PCS1900/Right Head Tilted Middle CH661/Area Scan (6x10x1):**

Measurement grid: dx=15mm, dy=15mm

**PCS1900/Right Head Tilted Middle CH661/Zoom Scan (7x7x9)/Cube 0:**

Measurement grid: dx=5mm, dy=5mm, dz=3mm

**SAR(1 g) = 0.481 mW/g; SAR(10 g) = 0.348 mW/g**





Test Laboratory: Compliance Certification Services Inc.

Date: June 1, 2011.

**PCS-1900-Right Head**

**DUT: Plum; Type: T300; Serial: 352273017386340**

Communication System: Generic GSM; Communication System Band: PCS 1900 (1850.0 - 1910.0 MHz); Frequency: 1909.8 MHz; Communication System PAR: 9.191 dB

Medium parameters used:  $f = 1909.8$  MHz;  $\sigma = 1.45$  mho/m;  $\epsilon_r = 39.74$ ;  $\rho = 1000$  kg/m<sup>3</sup>

Phantom section: Right Section

Measurement Standard: DASYS (IEEE/IEC/ANSI C63.19-2007)

DASY5 Configuration:

- Probe: EX3DV4 - SN3755; ConvF(7.84, 7.84, 7.84); Calibrated: 1/20/2011
- Sensor-Surface: 2.5mm (Mechanical Surface Detection)
- Electronics: DAE4 Sn1245; Calibrated: 1/11/2011
- Phantom: Twin SAM Phantom; Type: QD 000 P40 CD; Serial: 1609
- Measurement SW: DASYS2, Version 52.6 (1); SEMCAD X Version 14.4.2 (2595)

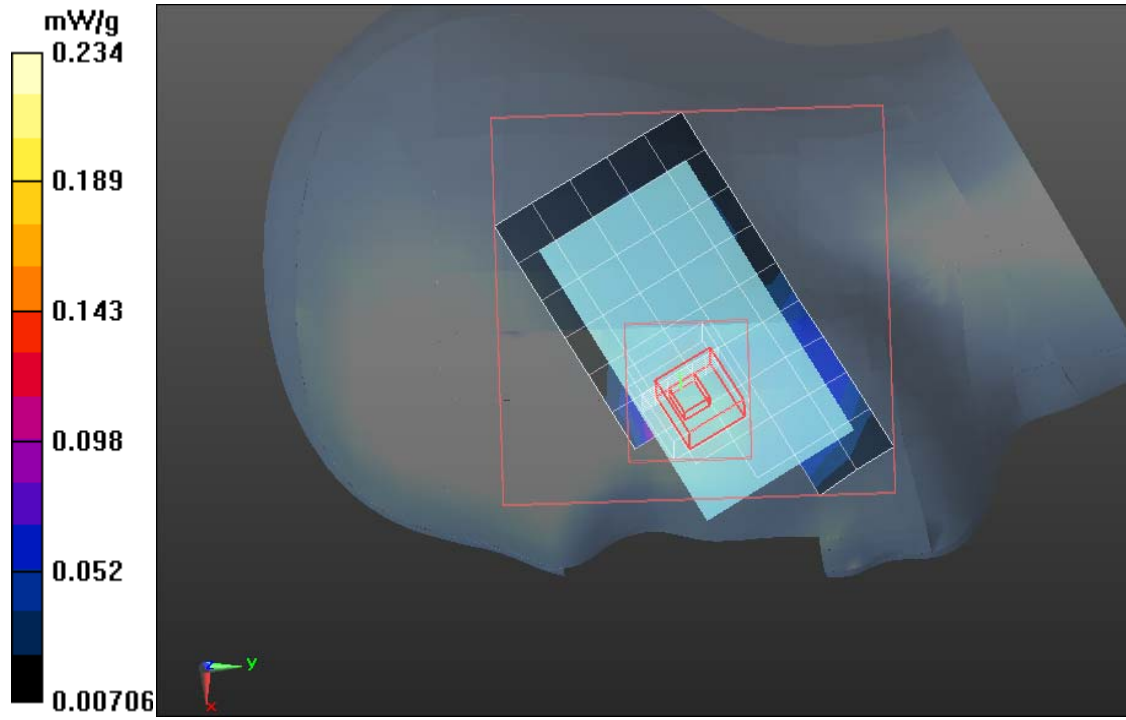
**PCS1900/Right Head Cheek High CH810/Area Scan (6x10x1):**

Measurement grid: dx=15mm, dy=15mm

**PCS1900/Right Head Cheek High CH810/Zoom Scan (7x7x9)/Cube 0:**

Measurement grid: dx=5mm, dy=5mm, dz=3mm

**SAR(1 g) = 0.484 mW/g; SAR(10 g) = 0.309 mW/g**







Test Laboratory: Compliance Certification Services Inc.

Date: June 1, 2011

**GSM 850-Body Low CH128**

**DUT: Plum; Type: T300; Serial: 352273017386340**

Communication System: Generic GSM; Communication System Band: GSM 850 (824.0 - 849.0 MHz); Frequency: 824.2 MHz; Communication System PAR: 9.191 dB  
Medium parameters used (interpolated):  $f = 824.2$  MHz;  $\sigma = 0.96$  mho/m;  $\epsilon_r = 55.858$ ;  $\rho = 1000$  kg/m<sup>3</sup>

Phantom section: Flat Section

Measurement Standard: DASYS (IEEE/IEC/ANSI C63.19-2007)

DASY5 Configuration:

- Probe: EX3DV4 - SN3755; ConvF(9.07, 9.07, 9.07); Calibrated: 1/20/2011
- Sensor-Surface: 2.5mm (Mechanical Surface Detection), Sensor-Surface: 4mm (Mechanical Surface Detection)
- Electronics: DAE4 Sn1245; Calibrated: 1/11/2011
- Phantom: Twin SAM Phantom; Type: QD 000 P40 CD; Serial: 1609
- Measurement SW: DASYS2, Version 52.6 (1); SEMCAD X Version 14.4.2 (2595)

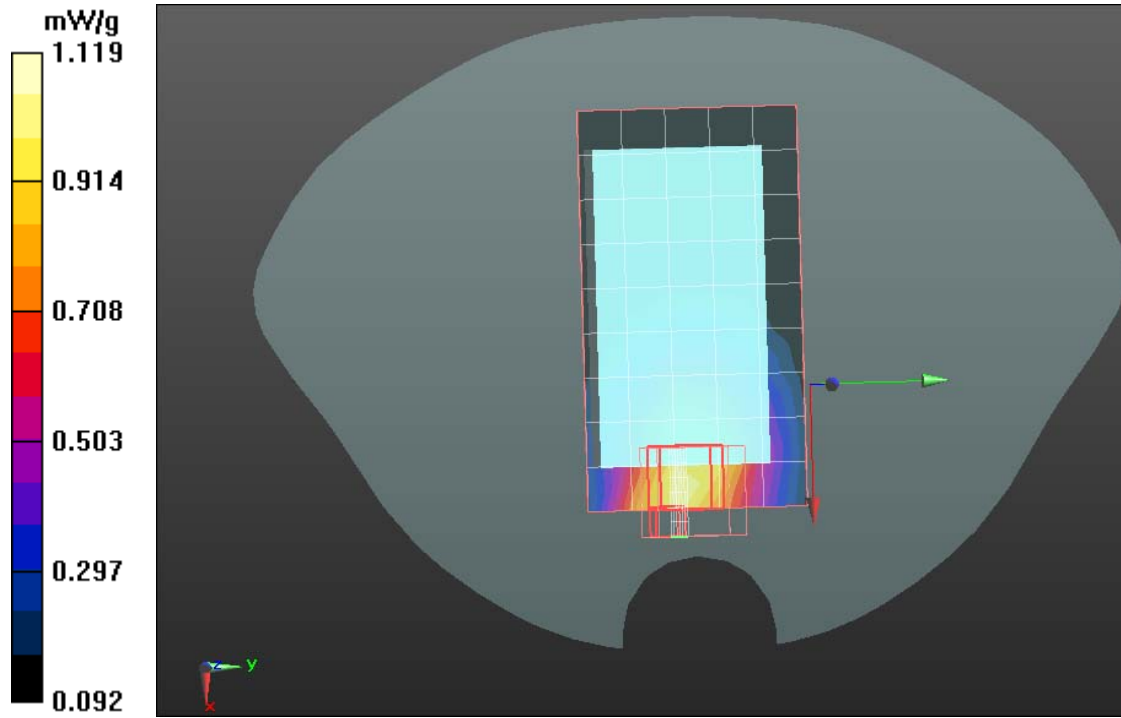
**GSM 850/GSM850 Body Down Low CH128/Area Scan (6x10x1):**

Measurement grid: dx=15mm, dy=15mm

**GSM 850/GSM850 Body Down Low CH128/Zoom Scan (7x7x7)/Cube 0:**

Measurement grid: dx=5mm, dy=5mm, dz=5mm

**SAR(1 g) = 0.493 mW/g; SAR(10 g) = 0.300 mW/g**





Test Laboratory: Compliance Certification Services Inc.

Date: June 1, 2011

## **GSM 850-Body Middle CH189**

**DUT: Plum; Type: T300; Serial: 352273017386340**

Communication System: Generic GSM; Communication System Band: GSM 850 (824.0 - 849.0 MHz); Frequency: 836.6 MHz; Communication System PAR: 9.191 dB  
Medium parameters used (interpolated):  $f = 836.6$  MHz;  $\sigma = 0.96$  mho/m;  $\epsilon_r = 55.858$ ;  $\rho = 1000$  kg/m<sup>3</sup>

Phantom section: Flat Section

Measurement Standard: DASYS (IEEE/IEC/ANSI C63.19-2007)

DASY5 Configuration:

- Probe: EX3DV4 - SN3755; ConvF(9.07, 9.07, 9.07); Calibrated: 1/20/2011
- Sensor-Surface: 2.5mm (Mechanical Surface Detection), Sensor-Surface: 4mm (Mechanical Surface Detection)
- Electronics: DAE4 Sn1245; Calibrated: 1/11/2011
- Phantom: Twin SAM Phantom; Type: QD 000 P40 CD; Serial: 1609
- Measurement SW: DASYS2, Version 52.6 (1); SEMCAD X Version 14.4.2 (2595)

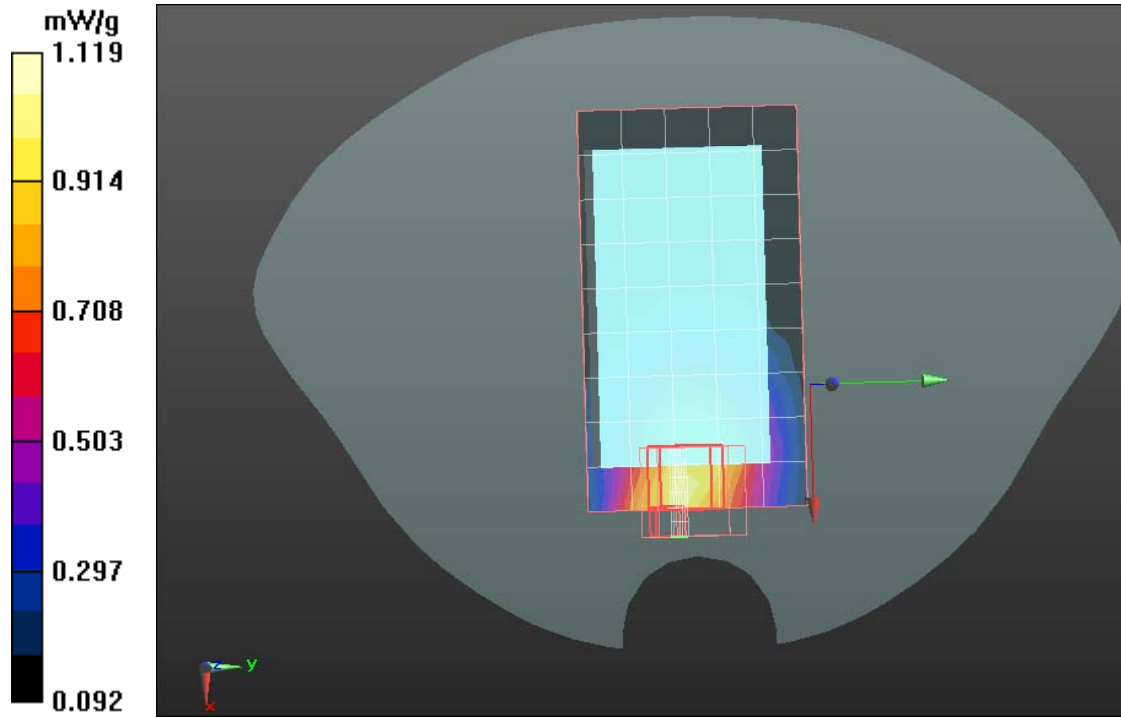
## **GSM 850/GSM850 Body Down Middle CH189/Area Scan (6x10x1):**

Measurement grid: dx=15mm, dy=15mm

## **GSM 850/GSM850 Body Down Middle CH189/Zoom Scan (7x7x7)/Cube**

**0:** Measurement grid: dx=5mm, dy=5mm, dz=5mm

**SAR(1 g) = 0.487 mW/g; SAR(10 g) = 0.310 mW/g**





Test Laboratory: Compliance Certification Services Inc.

Date: June 1, 2011

**GSM 850-Body High CH251**

**DUT: Plum; Type: T300; Serial: 352273017386340**

Communication System: Generic GSM; Communication System Band: GSM 850 (824.0 - 849.0 MHz); Frequency: 848.8 MHz; Communication System PAR: 9.191 dB  
Medium parameters used (interpolated):  $f = 848.8$  MHz;  $\sigma = 0.96$  mho/m;  $\epsilon_r = 55.858$ ;  $\rho = 1000$  kg/m<sup>3</sup>

Phantom section: Flat Section

Measurement Standard: DASYS (IEEE/IEC/ANSI C63.19-2007)

DASY5 Configuration:

- Probe: EX3DV4 - SN3755; ConvF(9.07, 9.07, 9.07); Calibrated: 1/20/2011
- Sensor-Surface: 2.5mm (Mechanical Surface Detection), Sensor-Surface: 4mm (Mechanical Surface Detection)
- Electronics: DAE4 Sn1245; Calibrated: 1/11/2011
- Phantom: Twin SAM Phantom; Type: QD 000 P40 CD; Serial: 1609
- Measurement SW: DASYS2, Version 52.6 (1); SEMCAD X Version 14.4.2 (2595)

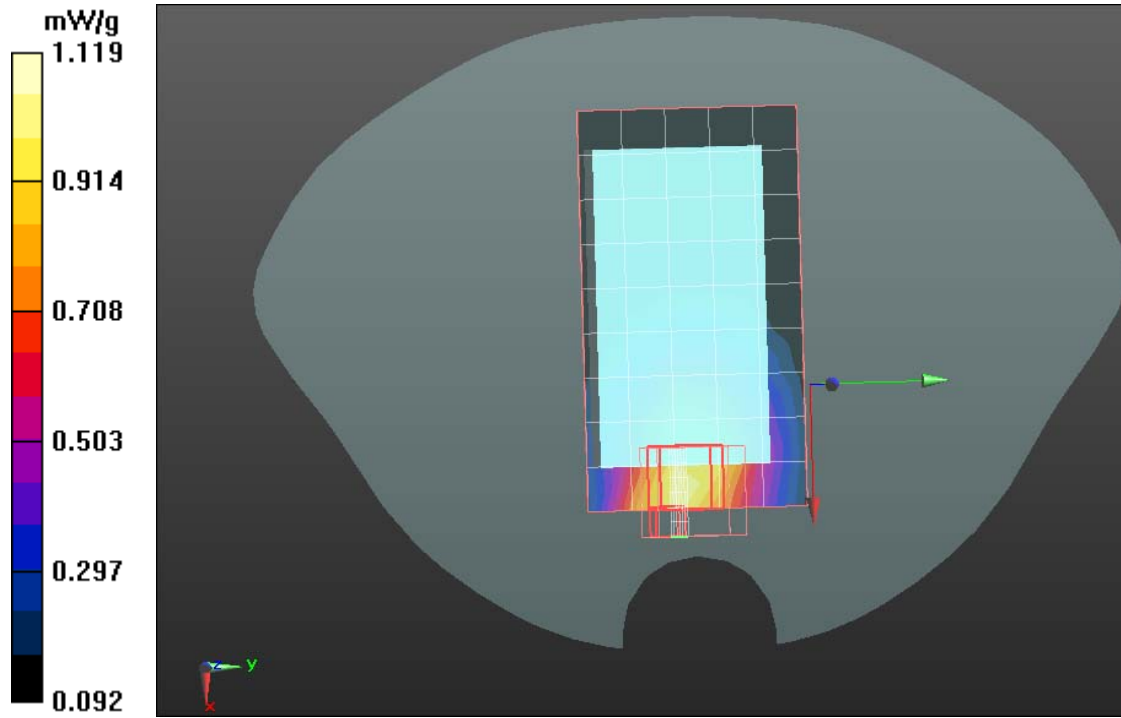
**GSM 850/GSM850 Body Down High CH251/Area Scan (6x10x1):**

Measurement grid: dx=15mm, dy=15mm

**GSM 850/GSM850 Body Down High CH251/Zoom Scan (7x7x7)/Cube 0:**

Measurement grid: dx=5mm, dy=5mm, dz=5mm

**SAR(1 g) = 0.434 mW/g; SAR(10 g) = 0.368 mW/g**





Test Laboratory: Compliance Certification Services Inc.

Date: June 1, 2011.

**GSM 850-Body Low CH128**

**DUT: Plum; Type: T300; Serial: 352273017386340**

Communication System: Generic GSM; Communication System Band: GSM 850 (824.0 - 849.0 MHz); Frequency: 824.2MHz; Communication System PAR: 9.191 dB  
Medium parameters used (interpolated):  $f = 824.2$  MHz;  $\sigma = 0.96$  mho/m;  $\epsilon_r = 55.858$ ;  $\rho = 1000$  kg/m<sup>3</sup>

Phantom section: Flat Section

Measurement Standard: DASY5 (IEEE/IEC/ANSI C63.19-2007)

DASY5 Configuration:

- Probe: EX3DV4 - SN3755; ConvF(9.07, 9.07, 9.07); Calibrated: 1/20/2011
- Sensor-Surface: 2.5mm (Mechanical Surface Detection), Sensor-Surface: 4mm (Mechanical Surface Detection)
- Electronics: DAE4 Sn1245; Calibrated: 1/11/2011
- Phantom: Twin SAM Phantom; Type: QD 000 P40 CD; Serial: 1609
- Measurement SW: DASY52, Version 52.6 (1); SEMCAD X Version 14.4.2 (2595)

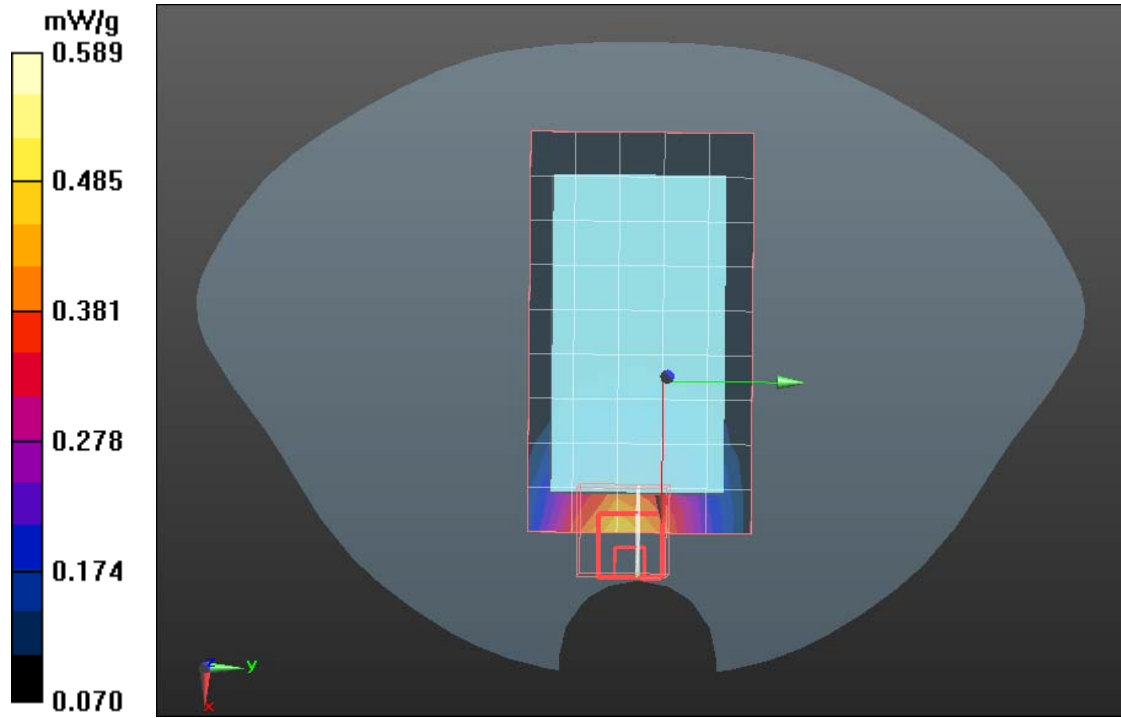
**GSM 850/GSM850 Body Up Low CH128/Area Scan (6x10x1):**

Measurement grid: dx=15mm, dy=15mm

**GSM 850/GSM850 Body Up Low CH128/Zoom Scan (7x7x7)/Cube 0:**

Measurement grid: dx=5mm, dy=5mm, dz=5mm

**SAR(1 g) = 0.433mW/g; SAR(10 g) = 0.367 mW/g**







Test Laboratory: Compliance Certification Services Inc.

Date: June 1, 2011.

**GSM 850-Body Middle CH189**

**DUT: Plum; Type: T300; Serial: 352273017386340**

Communication System: Generic GSM; Communication System Band: GSM 850 (824.0 - 849.0 MHz); Frequency: 836.6 MHz; Communication System PAR: 9.191 dB  
Medium parameters used (interpolated):  $f = 836.6$  MHz;  $\sigma = 0.96$  mho/m;  $\epsilon_r = 55.858$ ;  $\rho = 1000$  kg/m<sup>3</sup>

Phantom section: Flat Section

Measurement Standard: DASYS (IEEE/IEC/ANSI C63.19-2007)

DASY5 Configuration:

- Probe: EX3DV4 - SN3755; ConvF(9.07, 9.07, 9.07); Calibrated: 1/20/2011
- Sensor-Surface: 2.5mm (Mechanical Surface Detection), Sensor-Surface: 4mm (Mechanical Surface Detection)
- Electronics: DAE4 Sn1245; Calibrated: 1/11/2011
- Phantom: Twin SAM Phantom; Type: QD 000 P40 CD; Serial: 1609
- Measurement SW: DASYS2, Version 52.6 (1); SEMCAD X Version 14.4.2 (2595)

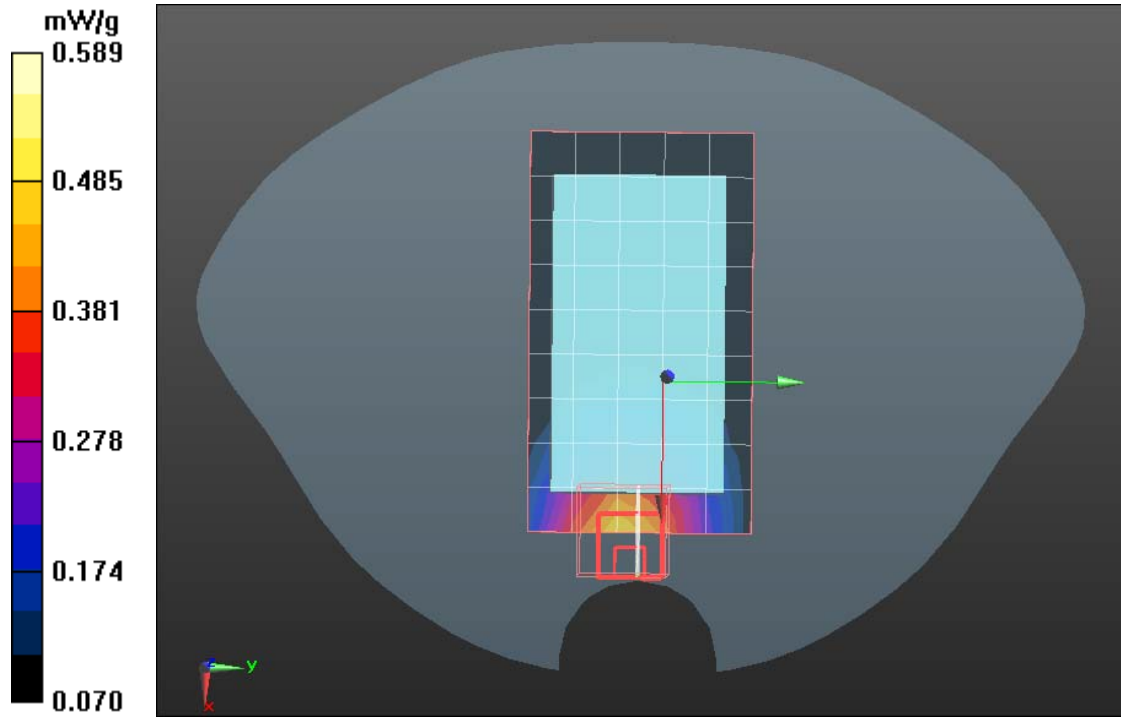
**GSM 850/GSM850 Body Up Middle CH189/Area Scan (6x10x1):**

Measurement grid: dx=15mm, dy=15mm

**GSM 850/GSM850 Body Up Middle CH189/Zoom Scan (7x7x7)/Cube 0:**

Measurement grid: dx=5mm, dy=5mm, dz=5mm

**SAR(1 g) = 0.415 mW/g; SAR(10 g) = 0.316 mW/g**





Test Laboratory: Compliance Certification Services Inc.

Date: June 1, 2011

**GSM 850-Body High CH251**

**DUT: Plum; Type: T300; Serial: 352273017386340**

Communication System: Generic GSM; Communication System Band: GSM 850 (824.0 - 849.0 MHz); Frequency: 848.8MHz; Communication System PAR: 9.191 dB  
Medium parameters used (interpolated):  $f = 848.8$  MHz;  $\sigma = 0.96$  mho/m;  $\epsilon_r = 55.858$ ;  $\rho = 1000$  kg/m<sup>3</sup>

Phantom section: Flat Section

Measurement Standard: DASYS (IEEE/IEC/ANSI C63.19-2007)

DASY5 Configuration:

- Probe: EX3DV4 - SN3755; ConvF(9.07, 9.07, 9.07); Calibrated: 1/20/2011
- Sensor-Surface: 2.5mm (Mechanical Surface Detection), Sensor-Surface: 4mm (Mechanical Surface Detection)
- Electronics: DAE4 Sn1245; Calibrated: 1/11/2011
- Phantom: Twin SAM Phantom; Type: QD 000 P40 CD; Serial: 1609
- Measurement SW: DASYS2, Version 52.6 (1); SEMCAD X Version 14.4.2 (2595)

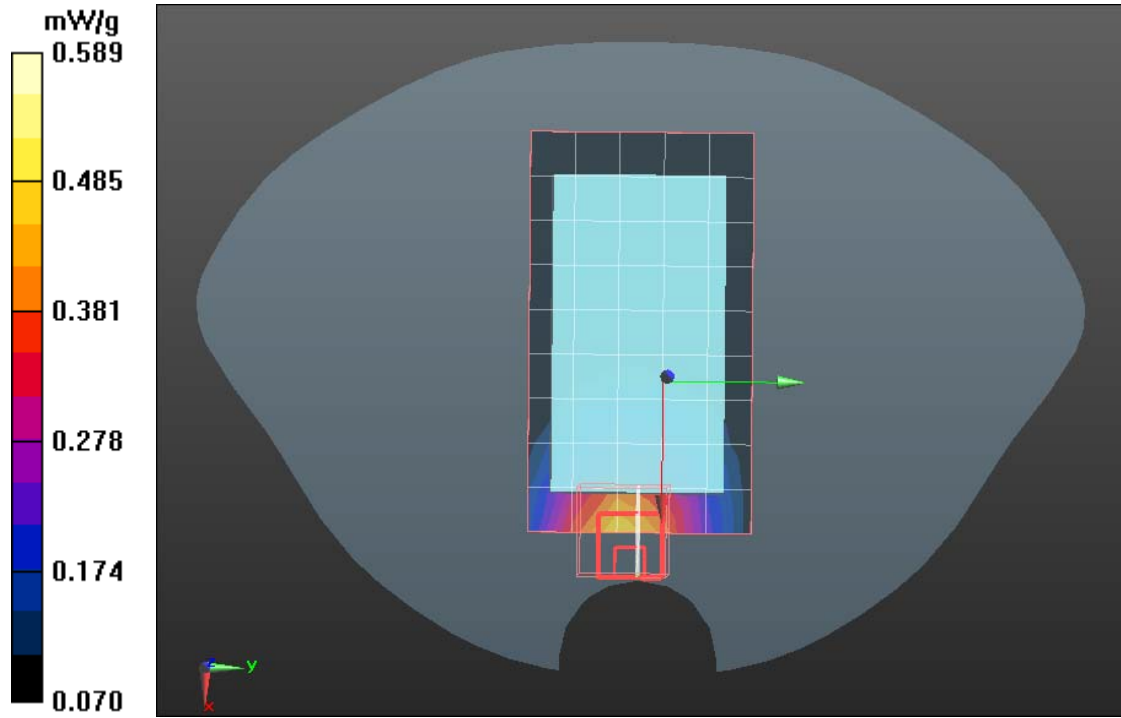
**GSM 850/GSM850 Body Up High CH251/Area Scan (6x10x1):**

Measurement grid: dx=15mm, dy=15mm

**GSM 850/GSM850 Body Up High CH251/Zoom Scan (7x7x7)/Cube 0:**

Measurement grid: dx=5mm, dy=5mm, dz=5mm

**SAR(1 g) = 0.437 mW/g; SAR(10 g) = 0.354 mW/g**





Test Laboratory: Compliance Certification Services Inc.

Date: June 1, 2011

## PCS 1900-Body

**DUT: Plum; Type: T300; Serial: 352273017386340**

Communication System: Generic GSM; Communication System Band: DCS 1800 (1850.0 - 1910.0 MHz); Frequency: 1850.2 MHz; Communication System PAR: 9.191 dB

Medium parameters used:  $f = 1850.2$  MHz;  $\sigma = 1.46$  mho/m;  $\epsilon_r = 51.45$ ;  $\rho = 1000$  kg/m<sup>3</sup>

Phantom section: Flat Section

Measurement Standard: DASYS (IEEE/IEC/ANSI C63.19-2007)

DASY5 Configuration:

- Probe: EX3DV4 - SN3755; ConvF(7.48, 7.48, 7.48); Calibrated: 1/20/2011
- Sensor-Surface: 2.5mm (Mechanical Surface Detection)
- Electronics: DAE4 Sn1245; Calibrated: 1/11/2011
- Phantom: Twin SAM Phantom; Type: QD 000 P40 CD; Serial: 1609
- Measurement SW: DASYS2, Version 52.6 (1); SEMCAD X Version 14.4.2 (2595)

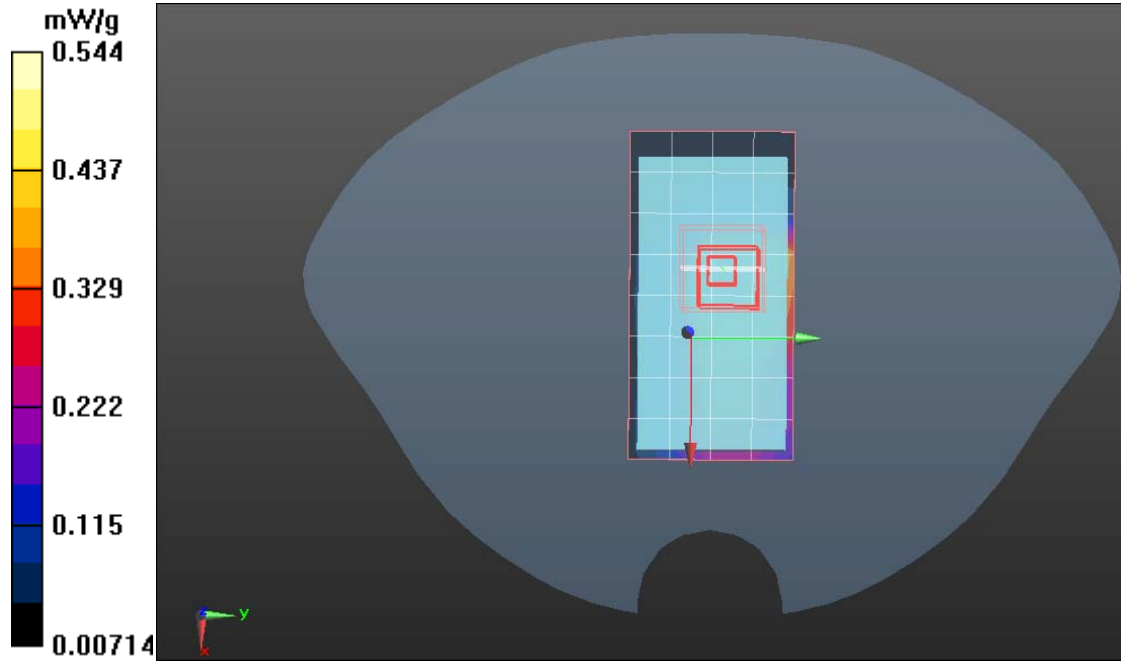
## **PCS1900/Body PCS1900 Down Low CH251/Area Scan (5x9x1):**

Measurement grid: dx=15mm, dy=15mm

## **PCS1900/Body PCS1900 Down Low CH251/Zoom Scan (5x5x7)/Cube 0:**

Measurement grid: dx=7.5mm, dy=7.5mm, dz=5mm

**SAR(1 g) = 0.498 mW/g; SAR(10 g) = 0.342 mW/g**





Test Laboratory: Compliance Certification Services Inc.

Date: June 1, 2011.

**PCS 1900-Body**

**DUT: Plum; Type: T300; Serial: 352273017386340**

Communication System: Generic GSM; Communication System Band: DCS 1800 (1850.0 - 1910.0 MHz); Frequency: 1880 MHz; Communication System PAR: 9.191 dB

Medium parameters used:  $f = 1880$  MHz;  $\sigma = 1.46$  mho/m;  $\epsilon_r = 51.45$ ;  $\rho = 1000$  kg/m<sup>3</sup>

Phantom section: Flat Section

Measurement Standard: DASYS (IEEE/IEC/ANSI C63.19-2007)

DASY5 Configuration:

- Probe: EX3DV4 - SN3755; ConvF(7.48, 7.48, 7.48); Calibrated: 1/20/2011
- Sensor-Surface: 2.5mm (Mechanical Surface Detection)
- Electronics: DAE4 Sn1245; Calibrated: 1/11/2011
- Phantom: Twin SAM Phantom; Type: QD 000 P40 CD; Serial: 1609
- Measurement SW: DASYS2, Version 52.6 (1); SEMCAD X Version 14.4.2 (2595)

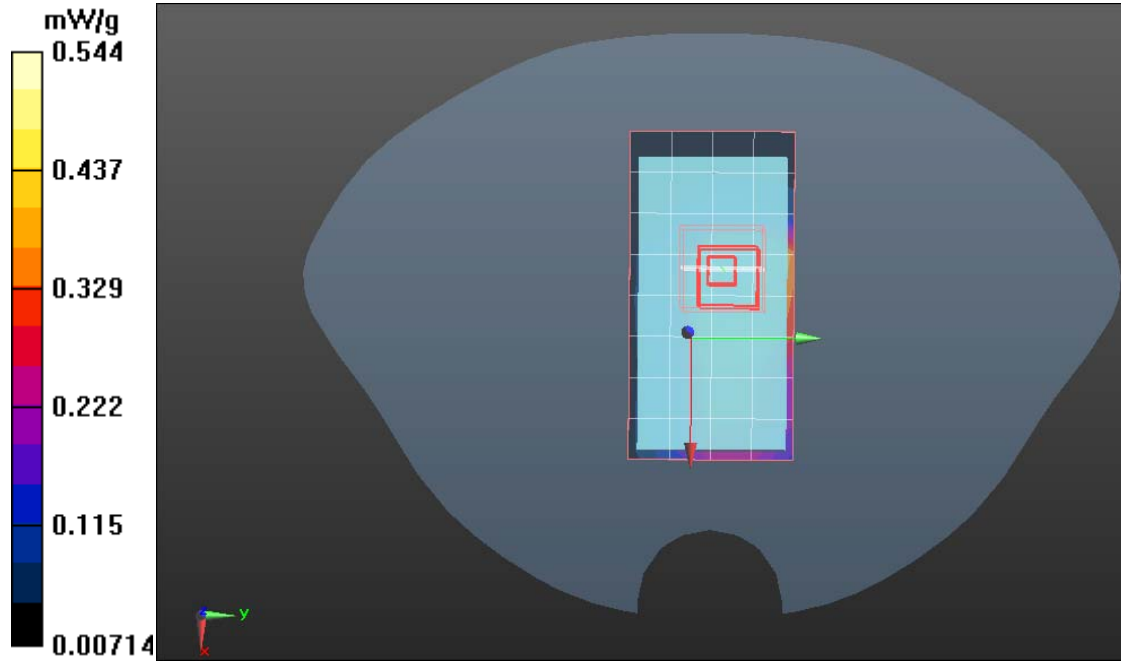
**PCS1900/Body PCS1900 Down Middle CH661/Area Scan (5x9x1):**

Measurement grid: dx=15mm, dy=15mm

**PCS1900/Body PCS1900 Down Middle CH661/Zoom Scan (5x5x7)/Cube**

**0:** Measurement grid: dx=7.5mm, dy=7.5mm, dz=5mm

**SAR(1 g) = 0.387 mW/g; SAR(10 g) = 0.214 mW/g**







Test Laboratory: Compliance Certification Services Inc.

Date: June 1, 2011

## PCS 1900-Body

**DUT: Plum; Type: T300; Serial: 352273017386340**

Communication System: Generic GSM; Communication System Band: DCS 1800 (1850.0 - 1910.0 MHz); Frequency: 1909.8 MHz; Communication System PAR: 9.191 dB

Medium parameters used:  $f = 1909.8$  MHz;  $\sigma = 1.46$  mho/m;  $\epsilon_r = 51.45$ ;  $\rho = 1000$  kg/m<sup>3</sup>

Phantom section: Flat Section

Measurement Standard: DASYS (IEEE/IEC/ANSI C63.19-2007)

DASY5 Configuration:

- Probe: EX3DV4 - SN3755; ConvF(7.48, 7.48, 7.48); Calibrated: 1/20/2011
- Sensor-Surface: 2.5mm (Mechanical Surface Detection)
- Electronics: DAE4 Sn1245; Calibrated: 1/11/2011
- Phantom: Twin SAM Phantom; Type: QD 000 P40 CD; Serial: 1609
- Measurement SW: DASYS2, Version 52.6 (1); SEMCAD X Version 14.4.2 (2595)

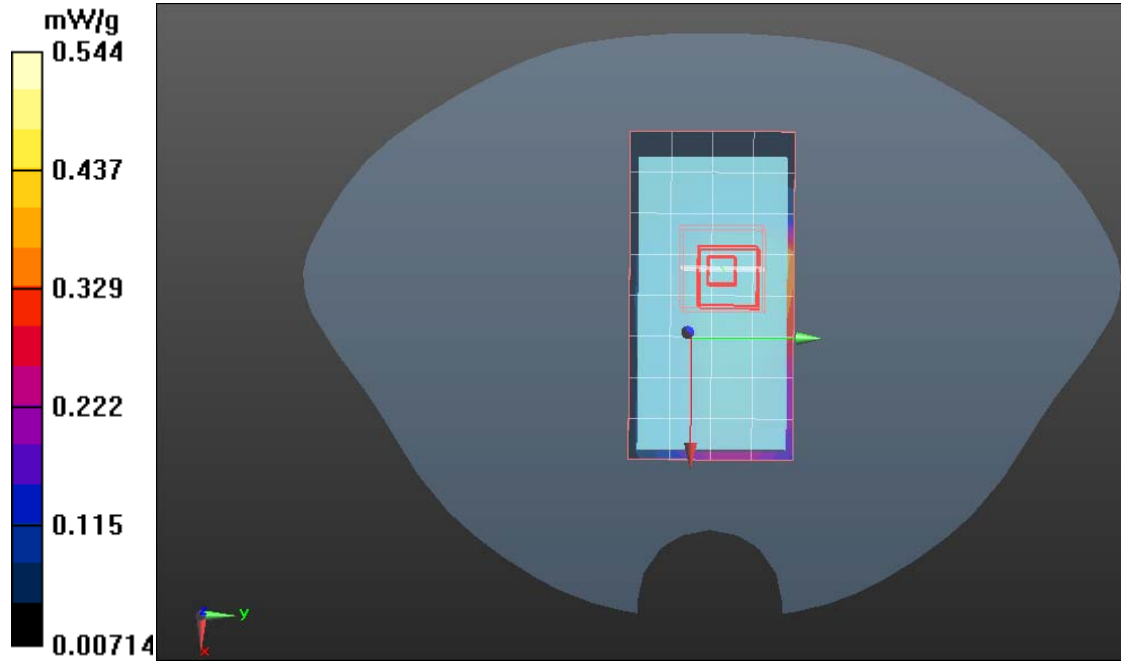
### **PCS1900/Body PCS1900 Down High CH810/Area Scan (5x9x1):**

Measurement grid: dx=15mm, dy=15mm

### **PCS1900/Body PCS1900 Down High CH810/Zoom Scan (5x5x7)/Cube 0:**

Measurement grid: dx=7.5mm, dy=7.5mm, dz=5mm

**SAR(1 g) = 0.411 mW/g; SAR(10 g) = 0.351 mW/g**





Test Laboratory: Compliance Certification Services Inc.

Date: June 1, 2011

## PCS 1900-Body

**DUT: Plum; Type: T300; Serial: 352273017386340**

Communication System: Generic GSM; Communication System Band: DCS 1800 (1850.0 - 1910.0 MHz); Frequency: 1850.2 MHz; Communication System PAR: 9.191 dB

Medium parameters used:  $f = 1850.2$  MHz;  $\sigma = 1.38$  mho/m;  $\epsilon_r = 51.7$ ;  $\rho = 1000$  kg/m<sup>3</sup>

Phantom section: Flat Section

Measurement Standard: DASYS (IEEE/IEC/ANSI C63.19-2007)

DASY5 Configuration:

- Probe: EX3DV4 - SN3755; ConvF(7.48, 7.48, 7.48); Calibrated: 1/20/2011
- Sensor-Surface: 2.5mm (Mechanical Surface Detection)
- Electronics: DAE4 Sn1245; Calibrated: 1/11/2011
- Phantom: Twin SAM Phantom; Type: QD 000 P40 CD; Serial: 1609
- Measurement SW: DASYS2, Version 52.6 (1); SEMCAD X Version 14.4.2 (2595)

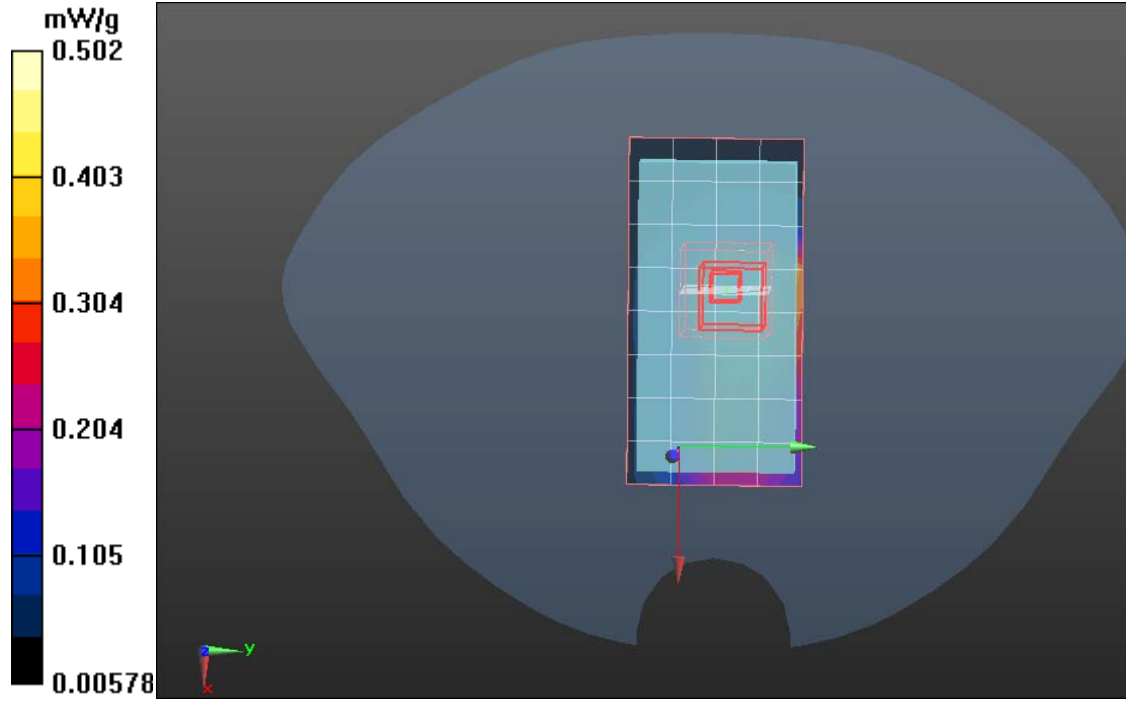
## PCS1900/Body DCS1900 Up Low CH512/Area Scan (5x9x1):

Measurement grid: dx=15mm, dy=15mm

## PCS1900/Body DCS1900 Up Low CH512/Zoom Scan (5x5x7)/Cube 0:

Measurement grid: dx=7.5mm, dy=7.5mm, dz=5mm

**SAR(1 g) = 0.434 mW/g; SAR(10 g) = 0.391 mW/g**





Test Laboratory: Compliance Certification Services Inc.

Date: June 1, 2011

## PCS 1900-Body

**DUT: Plum; Type: T300; Serial: 352273017386340**

Communication System: Generic GSM; Communication System Band: DCS 1800 (1850.0 - 1910.0 MHz); Frequency: 1880 MHz; Communication System PAR: 9.191 dB

Medium parameters used:  $f = 1880$  MHz;  $\sigma = 1.38$  mho/m;  $\epsilon_r = 51.7$ ;  $\rho = 1000$  kg/m<sup>3</sup>

Phantom section: Flat Section

Measurement Standard: DASYS (IEEE/IEC/ANSI C63.19-2007)

DASY5 Configuration:

- Probe: EX3DV4 - SN3755; ConvF(7.48, 7.48, 7.48); Calibrated: 1/20/2011
- Sensor-Surface: 2.5mm (Mechanical Surface Detection)
- Electronics: DAE4 Sn1245; Calibrated: 1/11/2011
- Phantom: Twin SAM Phantom; Type: QD 000 P40 CD; Serial: 1609
- Measurement SW: DASYS2, Version 52.6 (1); SEMCAD X Version 14.4.2 (2595)

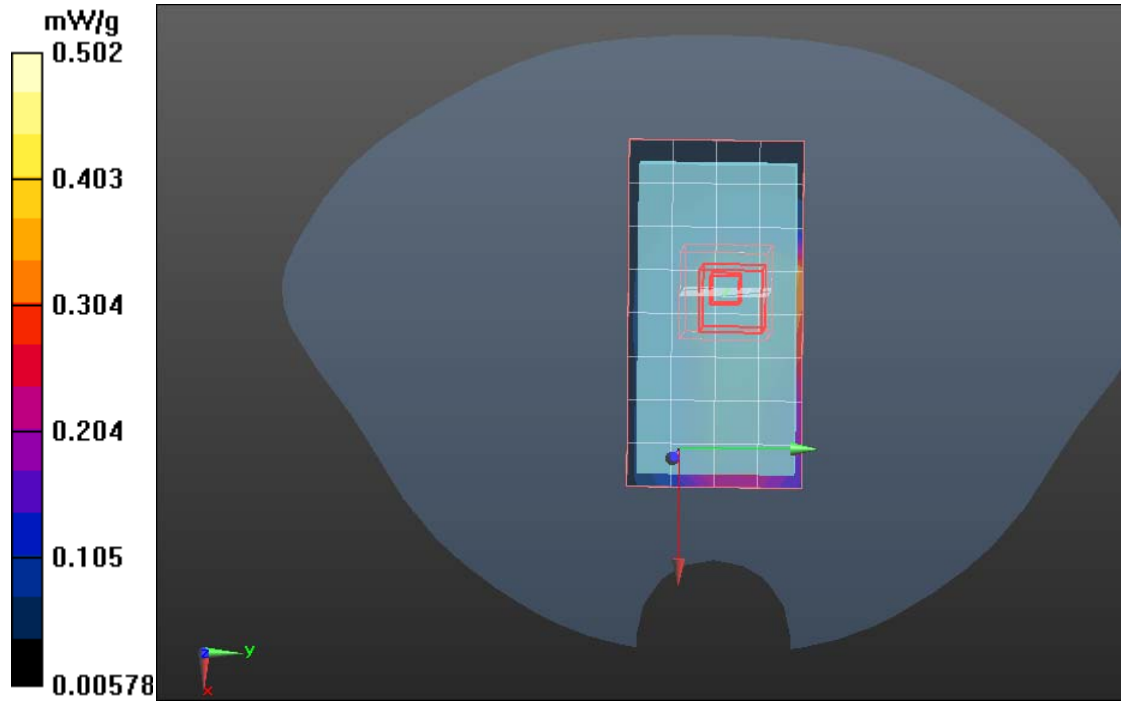
### **PCS1900/Body PCS1900 Up Middle CH661/Area Scan (5x9x1):**

Measurement grid: dx=15mm, dy=15mm

### **PCS1900/Body PCS1900 Up Middle CH661/Zoom Scan (5x5x7)/Cube 0:**

Measurement grid: dx=7.5mm, dy=7.5mm, dz=5mm

**SAR(1 g) = 0.472 mW/g; SAR(10 g) = 0.323mW/g**





Test Laboratory: Compliance Certification Services Inc.

Date: June 1, 2011

## PCS 1900-Body

**DUT: Plum; Type: T300; Serial: 352273017386340**

Communication System: Generic GSM; Communication System Band: DCS 1800 (1850.0 - 1910.0 MHz); Frequency: 1909.8 MHz; Communication System PAR: 9.191 dB

Medium parameters used:  $f = 1909.8$  MHz;  $\sigma = 1.38$  mho/m;  $\epsilon_r = 51.7$ ;  $\rho = 1000$  kg/m<sup>3</sup>

Phantom section: Flat Section

Measurement Standard: DASYS (IEEE/IEC/ANSI C63.19-2007)

DASY5 Configuration:

- Probe: EX3DV4 - SN3755; ConvF(7.48, 7.48, 7.48); Calibrated: 1/20/2011
- Sensor-Surface: 2.5mm (Mechanical Surface Detection)
- Electronics: DAE4 Sn1245; Calibrated: 1/11/2011
- Phantom: Twin SAM Phantom; Type: QD 000 P40 CD; Serial: 1609
- Measurement SW: DASYS2, Version 52.6 (1); SEMCAD X Version 14.4.2 (2595)

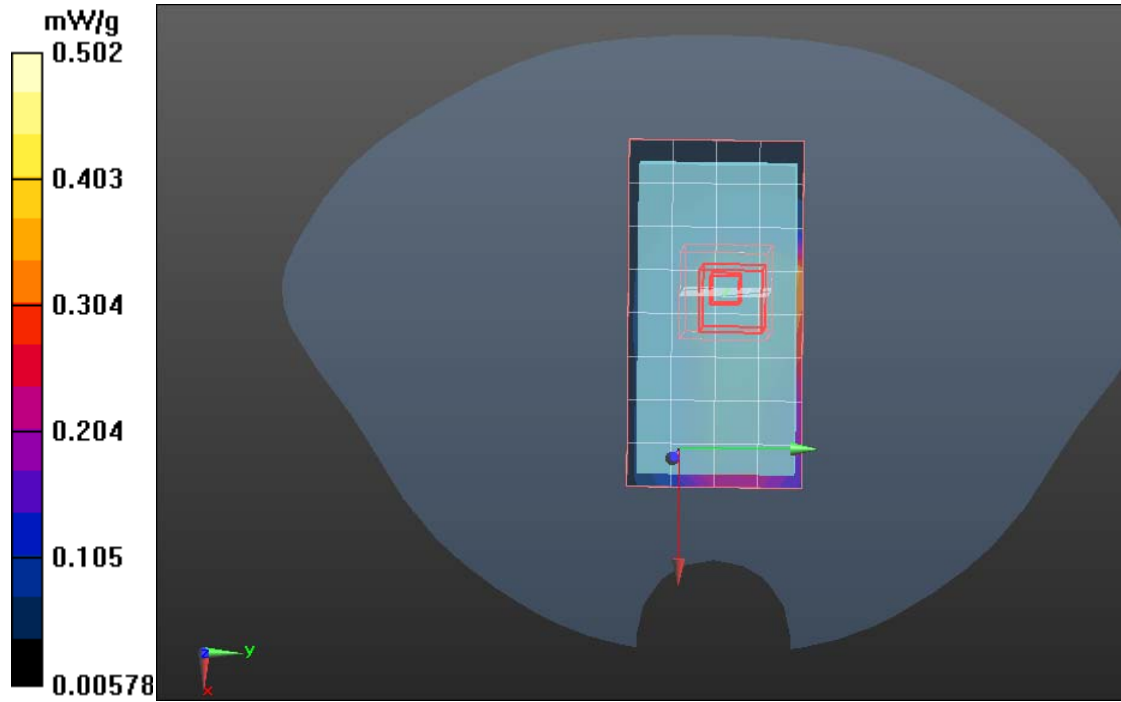
### **PCS1900/Body DCS1900 Up High CH810/Area Scan (5x9x1):**

Measurement grid: dx=15mm, dy=15mm

### **PCS1900/Body DCS1900 Up High CH810/Zoom Scan (5x5x7)/Cube 0:**

Measurement grid: dx=7.5mm, dy=7.5mm, dz=5mm

**SAR(1 g) = 0.416 mW/g; SAR(10 g) = 0.325 mW/g**







**Compliance Certification Services Inc.**