



Test Laboratory: Compliance Certification Services Inc.

## SystemPerformanceCheck-D850\_2011.06.1

**DUT: Dipole 850 MHz D835V2; Type: D835V2; SN:4d114**

Communication System: CW; Frequency: 850 MHz

Medium parameters used:  $f = 850$  MHz;  $\sigma = 1.00$  mho/m;  $\epsilon_r = 55.48$ ;  $\rho = 1000$  kg/m<sup>3</sup>

Phantom section: Flat Section

Measurement Standard: DASYS (IEEE/IEC/ANSI C63.19-2007)

DASY5 Configuration:

- Probe: EX3DV4 - SN3755; ConvF(9.07, 9.07, 9.07); Calibrated: 1/20/2011
- Sensor-Surface: 3mm (Mechanical Surface Detection), Sensor-Surface: 4mm (Mechanical Surface Detection)
- Electronics: DAE4 Sn1245; Calibrated: 1/11/2011
- Phantom: Twin SAM Phantom; Type: QD 000 P40 CD; Serial: 1609
- Measurement SW: DASYS2, Version 52.6 (1); SEMCAD X Version 14.4.2 (2595)

**System Performance Check at Frequencies above 1 GHz/d=10mm, Pin=xx mW, dist=3.0mm (EX-Probe)/Area Scan (7x12x1):** Measurement grid: dx=15mm, dy=15mm

Maximum value of SAR (measured) = 3.52mW/g

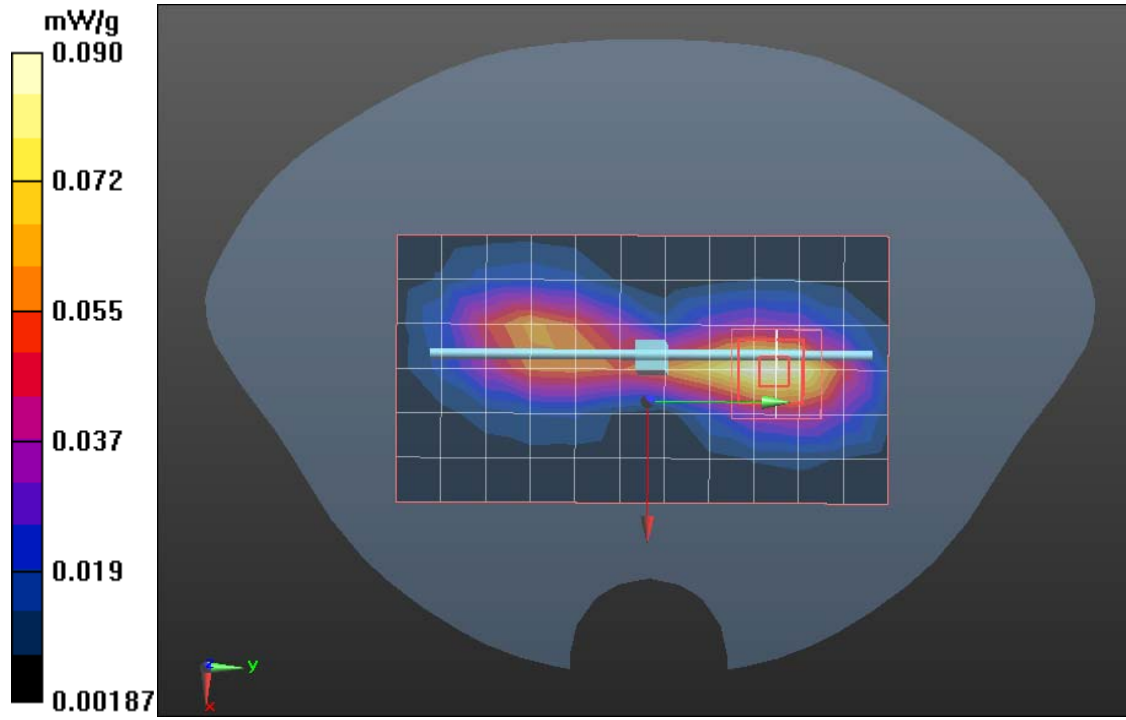
**System Performance Check at Frequencies above 1 GHz/d=10mm, Pin=xx mW, dist=3.0mm (EX-Probe)/Zoom Scan (7x7x7) (7x7x7)/Cube 0:** Measurement grid: dx=5mm, dy=5mm, dz=5mm

Reference Value = 58.75 V/m; Power Drift = 0.0019 dB

Peak SAR (extrapolated) = 3.38 W/kg

**SAR(1 g) = 2.53 mW/g; SAR(10 g) = 1.67 mW/g**

Maximum value of SAR (measured) = 3.48 mW/g





Test Laboratory: Compliance Certification Services Inc.

## **SystemPerformanceCheck-D850\_2011.06.1**

**DUT: Dipole 850 MHz D835V2; Type: D835V2; SN:4d114**

Communication System: CW; Frequency: 850 MHz

Medium parameters used:  $f = 850$  MHz;  $\sigma = 0.92$  mho/m;  $\epsilon_r = 41.42$ ;  $\rho = 1000$  kg/m<sup>3</sup>

Phantom section: Flat Section

Measurement Standard: DASYS (IEEE/IEC/ANSI C63.19-2007)

DASY5 Configuration:

- Probe: EX3DV4 - SN3755; ConvF(9.07, 9.07, 9.07); Calibrated: 1/20/2011
- Sensor-Surface: 3mm (Mechanical Surface Detection), Sensor-Surface: 4mm (Mechanical Surface Detection)
- Electronics: DAE4 Sn1245; Calibrated: 1/11/2011
- Phantom: Twin SAM Phantom; Type: QD 000 P40 CD; Serial: 1609
- Measurement SW: DASYS2, Version 52.6 (1); SEMCAD X Version 14.4.2 (2595)

**System Performance Check at Frequencies above 1 GHz/d=10mm, Pin=xx mW, dist=3.0mm (EX-Probe)/Area Scan (7x12x1):** Measurement grid: dx=15mm, dy=15mm

Maximum value of SAR (measured) = 3.52mW/g

**System Performance Check at Frequencies above 1 GHz/d=10mm, Pin=xx mW, dist=3.0mm (EX-Probe)/Zoom Scan (7x7x7) (7x7x7)/Cube**

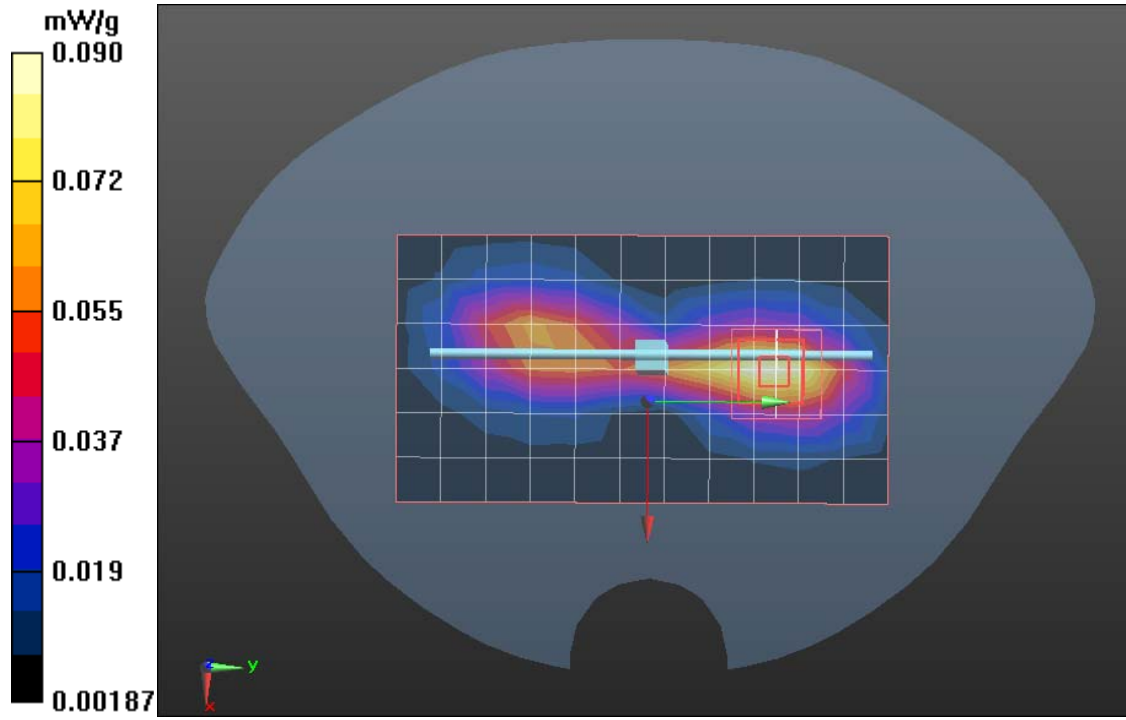
**0:** Measurement grid: dx=5mm, dy=5mm, dz=5mm

Reference Value = 58.76 V/m; Power Drift = 0.002 dB

Peak SAR (extrapolated) = 3.34W/kg

**SAR(1 g) = 2.40 mW/g; SAR(10 g) = 1.56 mW/g**

Maximum value of SAR (measured) =3.52 mW/g





Test Laboratory: Compliance Certification Services Inc.

## **SystemPerformanceCheck-D1900\_2011.06.1**

**DUT: Dipole 1900 MHz D1900V2; Type: D1900V2; Serial: D1900V2 - SN:5d136**

Communication System: CW; Frequency: 1900 MHz

Medium parameters used:  $f = 1900$  MHz;  $\sigma = 1.49$  mho/m;  $\epsilon_r = 52.14$ ;  $\rho = 1000$  kg/m<sup>3</sup>

Phantom section: Flat Section

Measurement Standard: DASYS (IEEE/IEC/ANSI C63.19-2007)

DASY5 Configuration:

- Probe: EX3DV4 - SN3755; ConvF(8.17, 8.17, 8.17); Calibrated: 1/20/2011
- Sensor-Surface: 3mm (Mechanical Surface Detection), Sensor-Surface: 4mm (Mechanical Surface Detection)
- Electronics: DAE4 Sn1245; Calibrated: 1/11/2011
- Phantom: SAM1; Type: SAM; Serial: 1609
- Measurement SW: DASYS2, Version 52.6 (1); SEMCAD X Version 14.4.2 (2595)

**System Performance Check at Frequencies above 1 GHz/d=10mm, Pin=xx mW, dist=3.0mm (EX-Probe) 2/Area Scan (7x7x1):** Measurement grid: dx=15mm, dy=15mm

Maximum value of SAR (measured) = 10.205 mW/g

**System Performance Check at Frequencies above 1 GHz/d=10mm, Pin=xx mW, dist=3.0mm (EX-Probe) 2/Zoom Scan (7x7x7)**

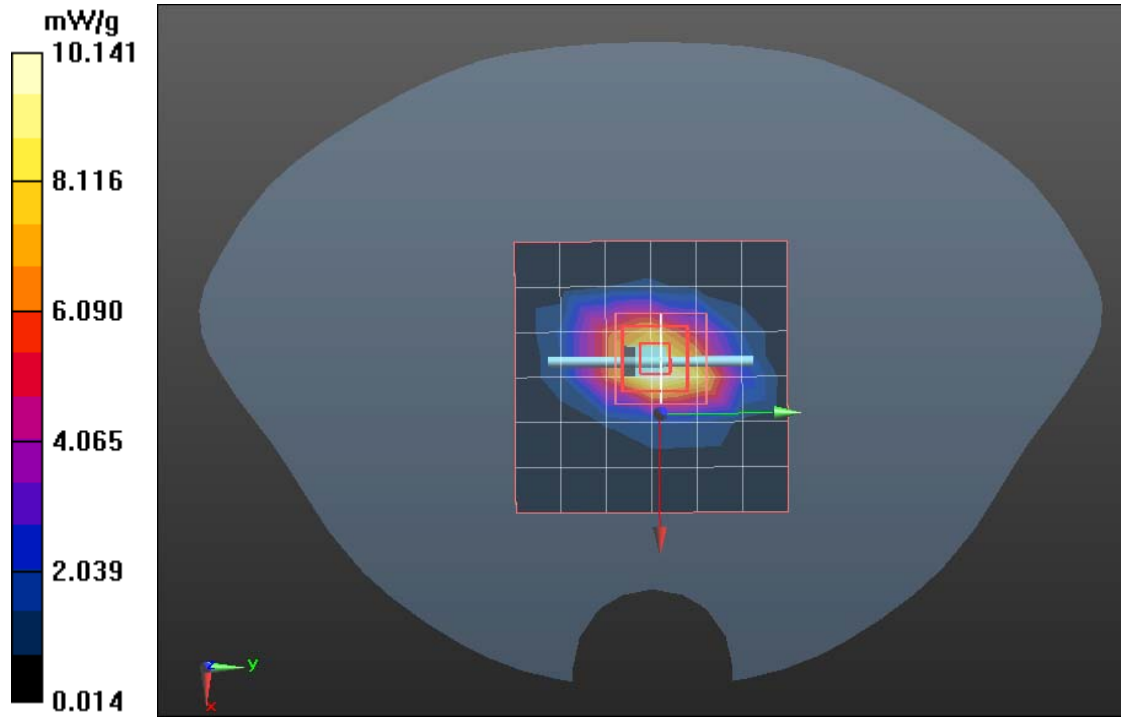
**(7x7x7)/Cube 0:** Measurement grid: dx=5mm, dy=5mm, dz=5mm

Reference Value = 104.7 V/m; Power Drift = 0.0033 dB

Peak SAR (extrapolated) = 16.531 W/kg

**SAR(1 g) = 10.35 mW/g; SAR(10 g) = 5.13 mW/g**

Maximum value of SAR (measured) = 10.957 mW/g





Test Laboratory: Compliance Certification Services Inc.

## **SystemPerformanceCheck-D1900\_2011.06.1**

**DUT: Dipole 1900 MHz D1900V2; Type: D1900V2; Serial: D1900V2 - SN:5d136**

Communication System: CW; Frequency: 1900 MHz

Medium parameters used:  $f = 1900$  MHz;  $\sigma = 1.35$  mho/m;  $\epsilon_r = 40.17$ ;  $\rho = 1000$  kg/m<sup>3</sup>

Phantom section: Flat Section

Measurement Standard: DASYS (IEEE/IEC/ANSI C63.19-2007)

DASY5 Configuration:

- Probe: EX3DV4 - SN3755; ConvF(8.17, 8.17, 8.17); Calibrated: 1/20/2011
- Sensor-Surface: 3mm (Mechanical Surface Detection), Sensor-Surface: 4mm (Mechanical Surface Detection)
- Electronics: DAE4 Sn1245; Calibrated: 1/11/2011
- Phantom: SAM1; Type: SAM; Serial: 1609
- Measurement SW: DASYS2, Version 52.6 (1); SEMCAD X Version 14.4.2 (2595)

**System Performance Check at Frequencies above 1 GHz/d=10mm, Pin=xx mW, dist=3.0mm (EX-Probe) 2/Area Scan (7x7x1):** Measurement grid: dx=15mm, dy=15mm

Maximum value of SAR (measured) = 10.140 mW/g

**System Performance Check at Frequencies above 1 GHz/d=10mm, Pin=xx mW, dist=3.0mm (EX-Probe) 2/Zoom Scan (7x7x7)**

**(7x7x7)/Cube 0:** Measurement grid: dx=5mm, dy=5mm, dz=5mm

Reference Value = 104.60 V/m; Power Drift = -0.0032 dB

Peak SAR (extrapolated) = 16.551 W/kg

**SAR(1 g) = 9.81 mW/g; SAR(10 g) = 5.23 mW/g**

Maximum value of SAR (measured) = 10.922 mW/g

