



# Compliance Certification Services Inc.

GSM 850-Right Head Cheek Low CH128 .....	2
GSM 850-Right Head Cheek Middle CH190 .....	3
GSM 850-Right Head Cheek High CH251 .....	4
GSM 850-Right Head Tilted Low CH128 .....	5
GSM 850-Right Head Tilted Middle CH190 .....	6
GSM 850-Right Head Tilted High CH251 .....	7
GSM 850-Left Head Cheek Low CH128 .....	8
GSM 850-Left Head Cheek Middle CH190 .....	9
GSM 850-Left Head Cheek High CH251 .....	10
GSM 850-Left Head Tilted Low CH128 .....	11
GSM 850-Left Head Tilted Middle CH190 .....	12
GSM 850-Left Head Tilted High CH251 .....	13
GSM 850-Body Up Low CH128 .....	14
GSM 850-Body Down Low CH128 .....	15
PCS-1900-Right Head Cheek Low CH512 .....	16
PCS-1900-Right Head Cheek Middle CH661 .....	17
PCS-1900-Right Head Cheek High CH810 .....	18
PCS-1900-Right Head Tilted Low CH512 .....	19
PCS-1900-Right Head Tilted Middle CH661 .....	20
PCS-1900-Right Head Tilted High CH810 .....	21
PCS 1900-Left Head Cheek Low CH512 .....	22
PCS 1900-Left Head Cheek Middle CH661 .....	23
PCS 1900-Left Head Cheek High CH810 .....	24
PCS 1900-Left Head Tilted Low CH512 .....	25
PCS 1900-Left Head Tilted Middle CH661 .....	26
PCS 1900-Left Head Tilted High CH810 .....	27
PCS1900-Body Up Low CH512 .....	28
PCS1900-Body Down Low CH512 .....	29



Test Laboratory: Compliance Certification Services Inc.

November 6.2011

## **GSM 850-Right Head Cheek Low CH128**

**DUT: GSM Mobile Phone; Type: T100; Serial: 010236006549362**

Communication System: Generic GSM; Communication System Band: GSM 850 (824.0 - 849.0 MHz); Frequency: 824.2 MHz; Communication System PAR: 9.03 dB  
Medium parameters used (interpolated):  $f = 824.2$  MHz;  $\sigma = 0.88$  mho/m;  $\epsilon_r = 41.628$ ;  $\rho = 1000$  kg/m<sup>3</sup>

Phantom section: Right Section

Measurement Standard: DASYS (IEEE/IEC/ANSI C63.19-2007)

DASY5 Configuration:

- Probe: EX3DV4 - SN3755; ConvF(8.99, 8.99, 8.99); Calibrated: 1/20/2011
- Sensor-Surface: 2.5mm (Mechanical Surface Detection)
- Electronics: DAE4 Sn1245; Calibrated: 1/11/2011
- Phantom: Twin SAM Phantom; Type: QD 000 P40 CD; Serial: 1609
- Measurement SW: DASY52, Version 52.6 (1); SEMCAD X Version 14.4.2 (2595)

## **GSM850/Right Head Cheek Low CH128/Area Scan (6x10x1):**

Measurement grid: dx=15mm, dy=15mm

Maximum value of SAR (measured) = 0.272 mW/g

## **GSM850/Right Head Cheek Low CH128/Zoom Scan (7x7x7)/Cube 0:**

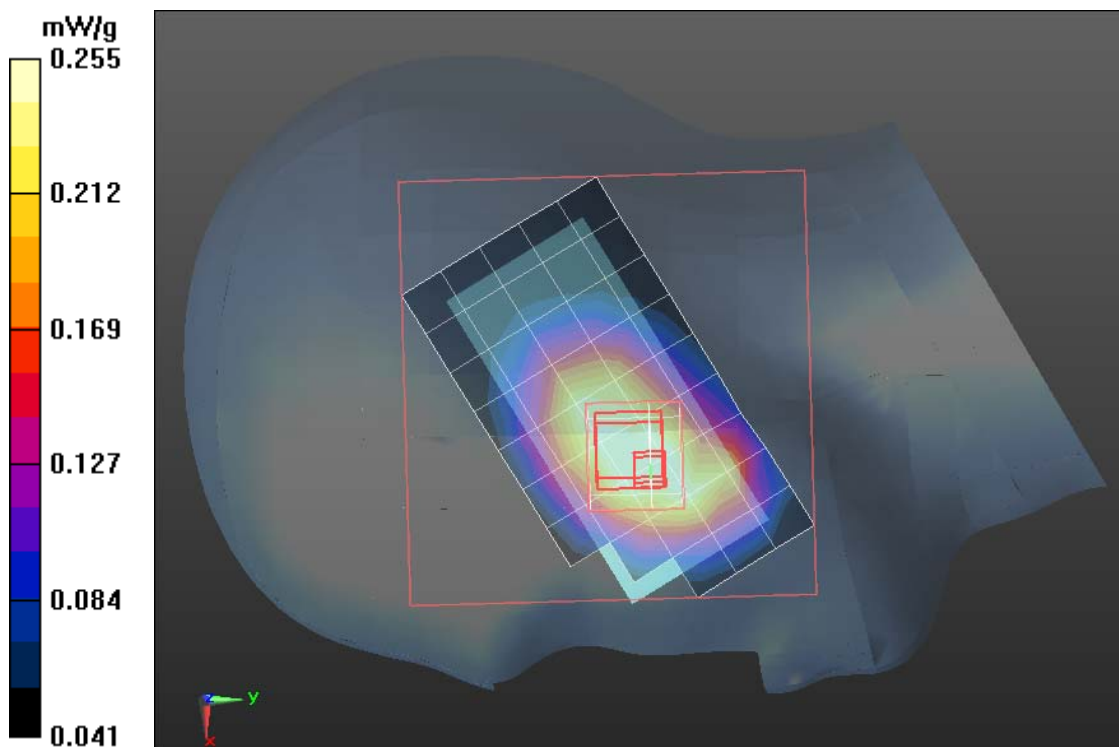
Measurement grid: dx=5mm, dy=5mm, dz=5mm

Reference Value = 11.311 V/m; Power Drift = -0.01dB

Peak SAR (extrapolated) = 0.332 W/kg

**SAR(1 g) = 0.244 mW/g; SAR(10 g) = 0.186 mW/g**

Maximum value of SAR (measured) = 0.255 mW/g





Test Laboratory: Compliance Certification Services Inc.

November 6.2011

## **GSM 850-Right Head Cheek Middle CH190**

**DUT: GSM Mobile Phone; Type: T100; Serial: 010236006549362**

Communication System: Generic GSM; Communication System Band: GSM 850 (824.0 - 849.0 MHz); Frequency: 836.6 MHz; Communication System PAR: 9.03 dB  
Medium parameters used (interpolated):  $f = 836.6$  MHz;  $\sigma = 0.89$  mho/m;  $\epsilon_r = 41.478$ ;  $\rho = 1000$  kg/m<sup>3</sup>

Phantom section: Right Section

Measurement Standard: DASYS (IEEE/IEC/ANSI C63.19-2007)

DASY5 Configuration:

- Probe: EX3DV4 - SN3755; ConvF(8.99, 8.99, 8.99); Calibrated: 1/20/2011
- Sensor-Surface: 2.5mm (Mechanical Surface Detection )
- Electronics: DAE4 Sn1245; Calibrated: 1/11/2011
- Phantom: Twin SAM Phantom; Type: QD 000 P40 CD; Serial: 1609
- Measurement SW: DASYS2, Version 52.6 (1); SEMCAD X Version 14.4.2 (2595)

## **GSM850/Right Head Cheek Middle CH190/Area Scan (6x10x1):**

Measurement grid: dx=15mm, dy=15mm

Maximum value of SAR (measured) = 0.266 mW/g

## **GSM850/Right Head Cheek Middle CH190/Zoom Scan (7x7x7)/Cube 0:**

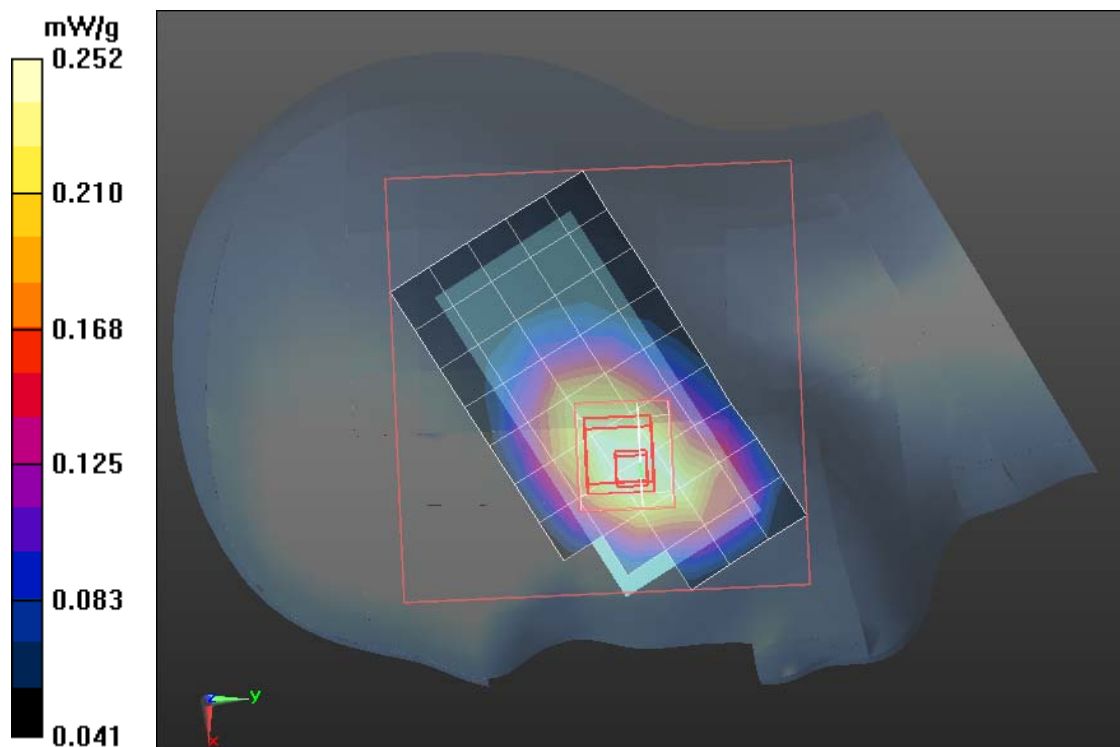
Measurement grid: dx=5mm, dy=5mm, dz=5mm

Reference Value = 8.995 V/m; Power Drift = -0.11 dB

Peak SAR (extrapolated) = 0.316 W/kg

**SAR(1 g) = 0.231 mW/g; SAR(10 g) = 0.181 mW/g**

Maximum value of SAR (measured) = 0.252 mW/g





Test Laboratory: Compliance Certification Services Inc.

November 6.2011

## **GSM 850-Right Head Cheek High CH251**

**DUT: GSM Mobile Phone; Type: T100; Serial: 010236006549362**

Communication System: Generic GSM; Communication System Band: GSM 850

(824.0 - 849.0 MHz); Frequency: 848.8MHz; Communication System PAR: 9.03 dB

Medium parameters used (interpolated):  $f = 848.8\text{MHz}$ ;  $\sigma = 0.899\text{ mho/m}$ ;  $\epsilon_r = 41.327$ ;  
 $\rho = 1000\text{ kg/m}^3$

Phantom section: Right Section

Measurement Standard: DASYS (IEEE/IEC/ANSI C63.19-2007)

DASY5 Configuration:

- Probe: EX3DV4 - SN3755; ConvF(8.99, 8.99, 8.99); Calibrated: 1/20/2011
- Sensor-Surface: 2.5mm (Mechanical Surface Detection)
- Electronics: DAE4 Sn1245; Calibrated: 1/11/2011
- Phantom: Twin SAM Phantom; Type: QD 000 P40 CD; Serial: 1609
- Measurement SW: DASY52, Version 52.6 (1); SEMCAD X Version 14.4.2 (2595)

## **GSM850/Right Head Cheek High CH251/Area Scan (6x10x1):**

Measurement grid:  $dx=15\text{mm}$ ,  $dy=15\text{mm}$

Maximum value of SAR (measured) = 0.246 mW/g

## **GSM850/Right Head Cheek High CH251/Zoom Scan (7x7x7)/Cube 0:**

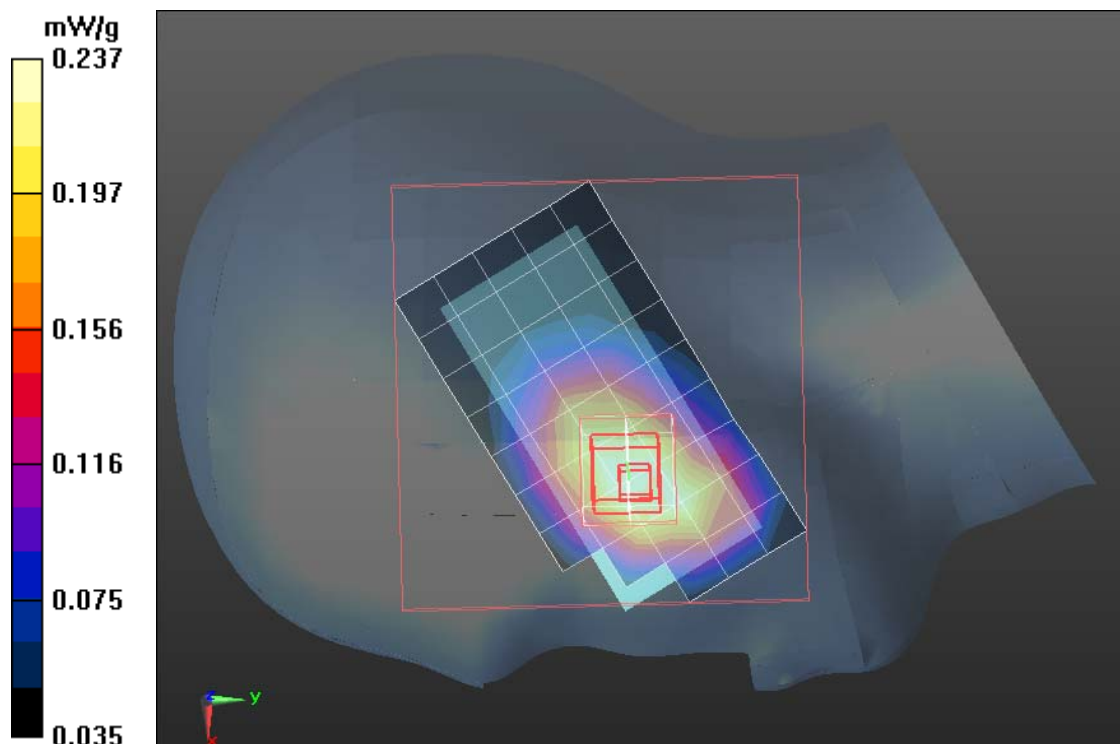
Measurement grid:  $dx=5\text{mm}$ ,  $dy=5\text{mm}$ ,  $dz=5\text{mm}$

Reference Value = 8.461 V/m; Power Drift = -0.18 dB

Peak SAR (extrapolated) = 0.293 W/kg

**SAR(1 g) = 0.223 mW/g; SAR(10 g) = 0.168 mW/g**

Maximum value of SAR (measured) = 0.237 mW/g





Test Laboratory: Compliance Certification Services Inc.

November 6.2011

## **GSM 850-Right Head Tilted Low CH128**

**DUT: GSM Mobile Phone; Type: T100; Serial: 010236006549362**

Communication System: Generic GSM; Communication System Band: GSM 850 (824.0 - 849.0 MHz); Frequency: 824.2 MHz; Communication System PAR: 9.03 dB  
Medium parameters used (interpolated):  $f = 824.2$  MHz;  $\sigma = 0.88$  mho/m;  $\epsilon_r = 41.628$ ;  $\rho = 1000$  kg/m<sup>3</sup>

Phantom section: Right Section

Measurement Standard: DASYS (IEEE/IEC/ANSI C63.19-2007)

DASY5 Configuration:

- Probe: EX3DV4 - SN3755; ConvF(8.99, 8.99, 8.99); Calibrated: 1/20/2011
- Sensor-Surface: 2.5mm (Mechanical Surface Detection)
- Electronics: DAE4 Sn1245; Calibrated: 1/11/2011
- Phantom: Twin SAM Phantom; Type: QD 000 P40 CD; Serial: 1609
- Measurement SW: DASY52, Version 52.6 (1); SEMCAD X Version 14.4.2 (2595)

## **GSM850/Right Head Tilted Low CH128/Area Scan (6x10x1):**

Measurement grid: dx=15mm, dy=15mm

Maximum value of SAR (measured) = 0.244 mW/g

## **GSM850/Right Head Tilted Low CH128/Zoom Scan (7x7x7)/Cube 0:**

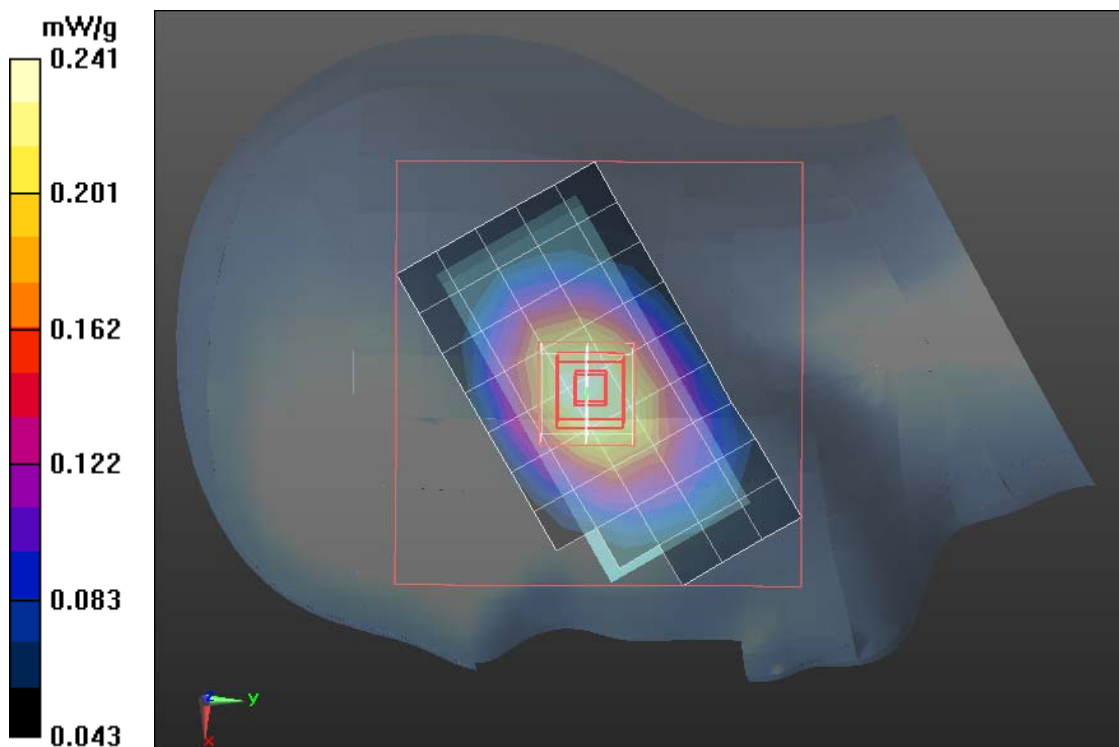
Measurement grid: dx=5mm, dy=5mm, dz=5mm

Reference Value = 13.164 V/m; Power Drift = -0.0085 dB

Peak SAR (extrapolated) = 0.287 W/kg

**SAR(1 g) = 0.227 mW/g; SAR(10 g) = 0.173 mW/g**

Maximum value of SAR (measured) = 0.241 mW/g





Test Laboratory: Compliance Certification Services Inc.

November 6.2011

## **GSM 850-Right Head Tilted Middle CH190**

**DUT: GSM Mobile Phone; Type: T100; Serial: 010236006549362**

Communication System: Generic GSM; Communication System Band: GSM 850 (824.0 - 849.0 MHz); Frequency: 836.6 MHz; Communication System PAR: 9.03 dB  
Medium parameters used (interpolated):  $f = 836.6$  MHz;  $\sigma = 0.89$  mho/m;  $\epsilon_r = 41.478$ ;  $\rho = 1000$  kg/m<sup>3</sup>

Phantom section: Right Section

Measurement Standard: DASYS (IEEE/IEC/ANSI C63.19-2007)

DASY5 Configuration:

- Probe: EX3DV4 - SN3755; ConvF(8.99, 8.99, 8.99); Calibrated: 1/20/2011
- Sensor-Surface: 2.5mm (Mechanical Surface Detection)
- Electronics: DAE4 Sn1245; Calibrated: 1/11/2011
- Phantom: Twin SAM Phantom; Type: QD 000 P40 CD; Serial: 1609
- Measurement SW: DASY52, Version 52.6 (1); SEMCAD X Version 14.4.2 (2595)

## **GSM850/Right Head Tilted Middle CH190/Area Scan (6x10x1):**

Measurement grid: dx=15mm, dy=15mm

Maximum value of SAR (measured) = 0.242 mW/g

## **GSM850/Right Head Tilted Middle CH190/Zoom Scan (7x7x7)/Cube 0:**

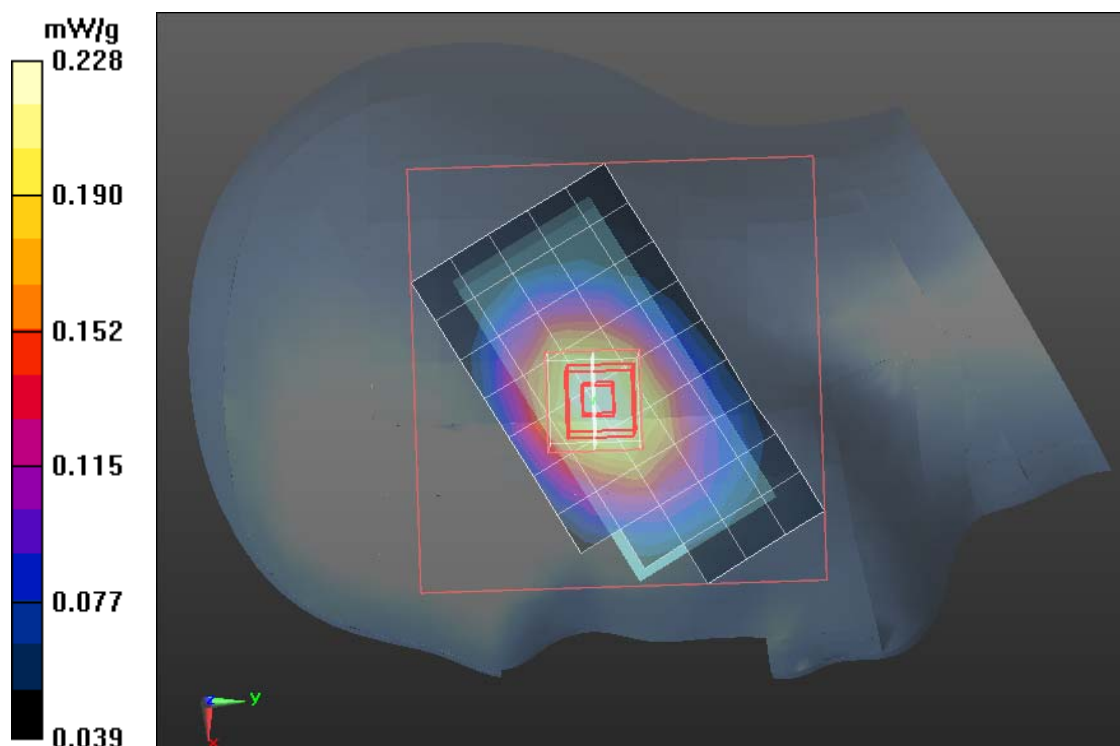
Measurement grid: dx=5mm, dy=5mm, dz=5mm

Reference Value = 12.260 V/m; Power Drift = -0.04 dB

Peak SAR (extrapolated) = 0.275 W/kg

**SAR(1 g) = 0.214 mW/g; SAR(10 g) = 0.164 mW/g**

Maximum value of SAR (measured) = 0.228 mW/g





Test Laboratory: Compliance Certification Services Inc.

November 6.2011

## **GSM 850-Right Head Tilted High CH251**

**DUT: GSM Mobile Phone; Type: T100; Serial: 010236006549362**

Communication System: Generic GSM; Communication System Band: GSM 850

(824.0 - 849.0 MHz); Frequency: 848.8MHz; Communication System PAR: 9.03 dB

Medium parameters used (interpolated):  $f = 848.8\text{MHz}$ ;  $\sigma = 0.899\text{ mho/m}$ ;  $\epsilon_r = 41.327$ ;  
 $\rho = 1000\text{ kg/m}^3$

Phantom section: Right Section

Measurement Standard: DASYS (IEEE/IEC/ANSI C63.19-2007)

DASY5 Configuration:

- Probe: EX3DV4 - SN3755; ConvF(8.99, 8.99, 8.99); Calibrated: 1/20/2011
- Sensor-Surface: 2.5mm (Mechanical Surface Detection)
- Electronics: DAE4 Sn1245; Calibrated: 1/11/2011
- Phantom: Twin SAM Phantom; Type: QD 000 P40 CD; Serial: 1609
- Measurement SW: DASY52, Version 52.6 (1); SEMCAD X Version 14.4.2 (2595)

## **GSM850/Right Head Tilted High CH251/Area Scan (6x10x1):**

Measurement grid:  $dx=15\text{mm}$ ,  $dy=15\text{mm}$

Maximum value of SAR (measured) = 0.226 mW/g

## **GSM850/Right Head Tilted High CH251/Zoom Scan (7x7x9)/Cube 0:**

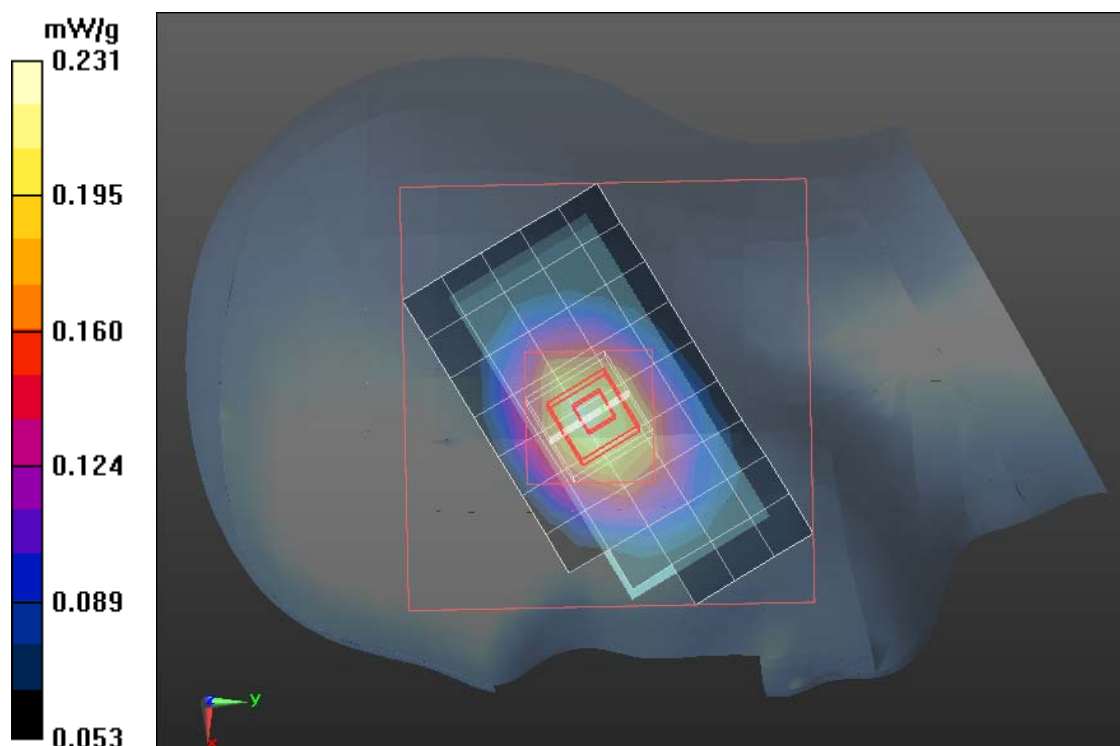
Measurement grid:  $dx=5\text{mm}$ ,  $dy=5\text{mm}$ ,  $dz=5\text{mm}$

Reference Value = 11.833 V/m; Power Drift = 0.09 dB

Peak SAR (extrapolated) = 0.260 W/kg

**SAR(1 g) = 0.205 mW/g; SAR(10 g) = 0.156 mW/g**

Maximum value of SAR (measured) = 0.231 mW/g





Test Laboratory: Compliance Certification Services Inc.

November 6.2011

## **GSM 850-Left Head Cheek Low CH128**

**DUT: GSM Mobile Phone; Type: T100; Serial: 010236006549362**

Communication System: Generic GSM; Communication System Band: GSM 850 (824.0 - 849.0 MHz); Frequency: 824.2 MHz; Communication System PAR: 9.03 dB  
Medium parameters used (interpolated):  $f = 824.2$  MHz;  $\sigma = 0.88$  mho/m;  $\epsilon_r = 41.628$ ;  $\rho = 1000$  kg/m<sup>3</sup>

Phantom section: Left Section

Measurement Standard: DASYS (IEEE/IEC/ANSI C63.19-2007)

DASY5 Configuration:

- Probe: EX3DV4 - SN3755; ConvF(8.99, 8.99, 8.99); Calibrated: 1/20/2011
- Sensor-Surface: 2.5mm (Mechanical Surface Detection)
- Electronics: DAE4 Sn1245; Calibrated: 1/11/2011
- Phantom: Twin SAM Phantom; Type: QD 000 P40 CD; Serial: 1609
- Measurement SW: DASY52, Version 52.6 (1); SEMCAD X Version 14.4.2 (2595)

**GSM850/Left Head Cheek Low CH128/Area Scan (6x10x1):** Measurement grid: dx=15mm, dy=15mm

Maximum value of SAR (measured) = 0.265 mW/g

**GSM850/Left Head Cheek Low CH128/Zoom Scan (7x7x9)/Cube 0:**


Measurement grid: dx=5mm, dy=5mm, dz=5mm

Reference Value = 10.291 V/m; Power Drift = -0.02 dB

Peak SAR (extrapolated) = 0.308 W/kg

**SAR(1 g) = 0.238 mW/g; SAR(10 g) = 0.181 mW/g**

Maximum value of SAR (measured) = 0.271 mW/g







Test Laboratory: Compliance Certification Services Inc.

November 6.2011

## **GSM 850-Left Head Cheek Middle CH190**

**DUT: GSM Mobile Phone; Type: T100; Serial: 010236006549362**

Communication System: Generic GSM; Communication System Band: GSM 850 (824.0 - 849.0 MHz); Frequency: 836.6 MHz; Communication System PAR: 9.03 dB  
Medium parameters used (interpolated):  $f = 836.6$  MHz;  $\sigma = 0.89$  mho/m;  $\epsilon_r = 41.478$ ;  $\rho = 1000$  kg/m<sup>3</sup>

Phantom section: Left Section

Measurement Standard: DASY5 (IEEE/IEC/ANSI C63.19-2007)

DASY5 Configuration:

- Probe: EX3DV4 - SN3755; ConvF(8.99, 8.99, 8.99); Calibrated: 1/20/2011
- Sensor-Surface: 2.5mm (Mechanical Surface Detection)
- Electronics: DAE4 Sn1245; Calibrated: 1/11/2011
- Phantom: Twin SAM Phantom; Type: QD 000 P40 CD; Serial: 1609
- Measurement SW: DASY52, Version 52.6 (1); SEMCAD X Version 14.4.2 (2595)

## **GSM850/Left Head Cheek Middle CH190/Area Scan (6x10x1):**

Measurement grid: dx=15mm, dy=15mm

Maximum value of SAR (measured) = 0.179 mW/g

## **GSM850/Left Head Cheek Middle CH190/Zoom Scan (7x7x9)/Cube 0:**


Measurement grid: dx=5mm, dy=5mm, dz=5mm

Reference Value = 7.415 V/m; Power Drift = -0.05 dB

Peak SAR (extrapolated) = 0.220 W/kg

**SAR(1 g) = 0.174 mW/g; SAR(10 g) = 0.125 mW/g**

Maximum value of SAR (measured) = 0.192 mW/g





Test Laboratory: Compliance Certification Services Inc.

November 6.2011

## **GSM 850-Left Head Cheek High CH251**

**DUT: GSM Mobile Phone; Type: T100; Serial: 010236006549362**

Communication System: Generic GSM; Communication System Band: GSM 850 (824.0 - 849.0 MHz); Frequency: 848.8MHz; Communication System PAR: 9.191 dB  
Medium parameters used (interpolated):  $f = 848.8\text{MHz}$ ;  $\sigma = 0.899\text{ mho/m}$ ;  $\epsilon_r = 41.327$ ;  
 $\rho = 1000\text{ kg/m}^3$

Phantom section: Left Section

Measurement Standard: DASY5 (IEEE/IEC/ANSI C63.19-2007)

DASY5 Configuration:

- Probe: EX3DV4 - SN3755; ConvF(8.99, 8.99, 8.99); Calibrated: 1/20/2011
- Sensor-Surface: 2.5mm (Mechanical Surface Detection)
- Electronics: DAE4 Sn1245; Calibrated: 1/11/2011
- Phantom: Twin SAM Phantom; Type: QD 000 P40 CD; Serial: 1609
- Measurement SW: DASY52, Version 52.6 (1); SEMCAD X Version 14.4.2 (2595)

**GSM850/Left Head Cheek High CH251/Area Scan (6x10x1):** Measurement grid:  $dx=15\text{mm}$ ,  $dy=15\text{mm}$

Maximum value of SAR (measured) = 0.189 mW/g

**GSM850/Left Head Cheek High CH251/Zoom Scan (7x7x9)/Cube 0:**

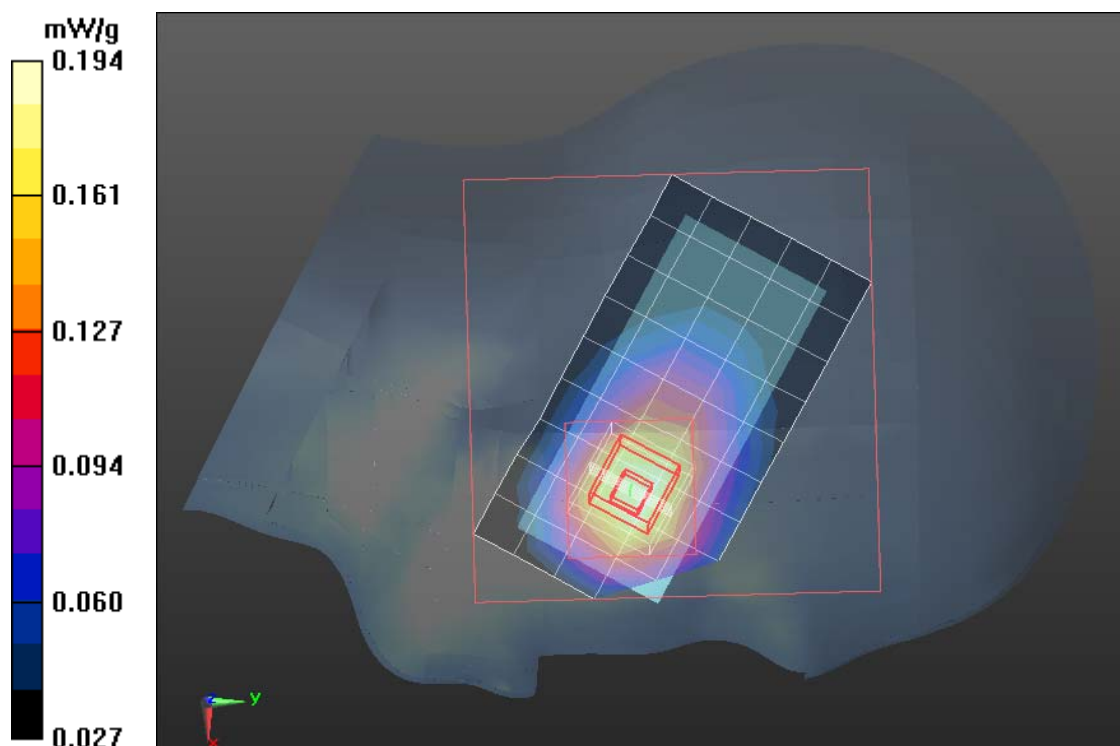
Measurement grid:  $dx=5\text{mm}$ ,  $dy=5\text{mm}$ ,  $dz=5\text{mm}$

Reference Value = 7.489 V/m; Power Drift = -0.03dB

Peak SAR (extrapolated) = 0.220 W/kg

**SAR(1 g) = 0.169 mW/g; SAR(10 g) = 0.125 mW/g**

Maximum value of SAR (measured) = 0.194 mW/g





Test Laboratory: Compliance Certification Services Inc.

November 6.2011

## **GSM 850-Left Head Tilted Low CH128**

**DUT: GSM Mobile Phone; Type: T100; Serial: 010236006549362**

Communication System: Generic GSM; Communication System Band: GSM 850 (824.0 - 849.0 MHz); Frequency: 824.2 MHz; Communication System PAR: 9.03 dB  
Medium parameters used (interpolated):  $f = 824.2$  MHz;  $\sigma = 0.88$  mho/m;  $\epsilon_r = 41.628$ ;  $\rho = 1000$  kg/m<sup>3</sup>

Phantom section: Left Section

Measurement Standard: DASYS (IEEE/IEC/ANSI C63.19-2007)

DASY5 Configuration:

- Probe: EX3DV4 - SN3755; ConvF(8.99, 8.99, 8.99); Calibrated: 1/20/2011
- Sensor-Surface: 2.5mm (Mechanical Surface Detection)
- Electronics: DAE4 Sn1245; Calibrated: 1/11/2011
- Phantom: Twin SAM Phantom; Type: QD 000 P40 CD; Serial: 1609
- Measurement SW: DASYS2, Version 52.6 (1); SEMCAD X Version 14.4.2 (2595)

**GSM850/Left Head Tilted Low CH128/Area Scan (6x10x1):** Measurement grid: dx=15mm, dy=15mm

Maximum value of SAR (measured) = 0.219 mW/g

**GSM850/Left Head Tilted Low CH128/Zoom Scan (7x7x9)/Cube 0:**


Measurement grid: dx=5mm, dy=5mm, dz=5mm

Reference Value = 12.612 V/m; Power Drift = -0.02 dB

Peak SAR (extrapolated) = 0.253 W/kg

**SAR(1 g) = 0.201 mW/g; SAR(10 g) = 0.153 mW/g**

Maximum value of SAR (measured) = 0.227 mW/g





Test Laboratory: Compliance Certification Services Inc.

November 6.2011

## **GSM 850-Left Head Tilted Middle CH190**

**DUT: GSM Mobile Phone; Type: T100; Serial: 010236006549362**

Communication System: Generic GSM; Communication System Band: GSM 850 (824.0 - 849.0 MHz); Frequency: 836.6 MHz; Communication System PAR: 9.03 dB  
Medium parameters used (interpolated):  $f = 836.6$  MHz;  $\sigma = 0.89$  mho/m;  $\epsilon_r = 41.478$ ;  $\rho = 1000$  kg/m<sup>3</sup>

Phantom section: Left Section

Measurement Standard: DASYS (IEEE/IEC/ANSI C63.19-2007)

DASY5 Configuration:

- Probe: EX3DV4 - SN3755; ConvF(8.99, 8.99, 8.99); Calibrated: 1/20/2011
- Sensor-Surface: 2.5mm (Mechanical Surface Detection)
- Electronics: DAE4 Sn1245; Calibrated: 1/11/2011
- Phantom: Twin SAM Phantom; Type: QD 000 P40 CD; Serial: 1609
- Measurement SW: DASY52, Version 52.6 (1); SEMCAD X Version 14.4.2 (2595)

## **GSM850/Left Head Tilted Middle CH190/Area Scan (6x10x1):**

Measurement grid: dx=15mm, dy=15mm

Maximum value of SAR (measured) = 0.139 mW/g

## **GSM850/Left Head Tilted Middle CH190/Zoom Scan (7x7x9)/Cube 0:**


Measurement grid: dx=5mm, dy=5mm, dz=5mm

Reference Value = 11.193 V/m; Power Drift = -0.07 dB

Peak SAR (extrapolated) = 0.162 W/kg

**SAR(1 g) = 0.122 mW/g; SAR(10 g) = 0.095 mW/g**

Maximum value of SAR (measured) = 0.142 mW/g





Test Laboratory: Compliance Certification Services Inc.

November 6.2011

## **GSM 850-Left Head Tilted High CH251**

**DUT: GSM Mobile Phone; Type: T100; Serial: 010236006549362**

Communication System: Generic GSM; Communication System Band: GSM 850

(824.0 - 849.0 MHz); Frequency: 848.8MHz; Communication System PAR: 9.03 dB

Medium parameters used (interpolated):  $f = 848.8\text{MHz}$ ;  $\sigma = 0.899\text{ mho/m}$ ;  $\epsilon_r = 41.327$ ;  
 $\rho = 1000\text{ kg/m}^3$

Phantom section: Left Section

Measurement Standard: DASY5 (IEEE/IEC/ANSI C63.19-2007)

DASY5 Configuration:

- Probe: EX3DV4 - SN3755; ConvF(8.99, 8.99, 8.99); Calibrated: 1/20/2011
- Sensor-Surface: 2.5mm (Mechanical Surface Detection)
- Electronics: DAE4 Sn1245; Calibrated: 1/11/2011
- Phantom: Twin SAM Phantom; Type: QD 000 P40 CD; Serial: 1609
- Measurement SW: DASY52, Version 52.6 (1); SEMCAD X Version 14.4.2 (2595)

**GSM850/Left Head Tilted High CH251/Area Scan (6x10x1):** Measurement grid:  $dx=15\text{mm}$ ,  $dy=15\text{mm}$

Maximum value of SAR (measured) = 0.223 mW/g

**GSM850/Left Head Tilted High CH251/Zoom Scan (7x7x9)/Cube 0:**


Measurement grid:  $dx=5\text{mm}$ ,  $dy=5\text{mm}$ ,  $dz=5\text{mm}$

Reference Value = 11.325 V/m; Power Drift = -0.12 dB

Peak SAR (extrapolated) = 0.256 W/kg

**SAR(1 g) = 0.204 mW/g; SAR(10 g) = 0.154 mW/g**

Maximum value of SAR (measured) = 0.229 mW/g





Test Laboratory: Compliance Certification Services Inc.

November 6.2011

## **GSM 850-Body Up Low CH128**

**DUT: GSM Mobile Phone; Type: T100; Serial: 010236006549362**

Communication System: Generic GSM; Communication System Band: GSM 850 (824.0 - 849.0 MHz); Frequency: 824.2 MHz; Communication System PAR: 9.03 dB  
Medium parameters used (interpolated):  $f = 824.2$  MHz;  $\sigma = 0.95$  mho/m;  $\epsilon_r = 55.959$ ;  $\rho = 1000$  kg/m<sup>3</sup>

Phantom section: Flat Section

Measurement Standard: DASYS (IEEE/IEC/ANSI C63.19-2007)

DASY5 Configuration:

- Probe: EX3DV4 - SN3755; ConvF(9.07, 9.07, 9.07); Calibrated: 1/20/2011
- Sensor-Surface: 2.5mm (Mechanical Surface Detection)
- Electronics: DAE4 Sn1245; Calibrated: 1/11/2011
- Phantom: Twin SAM Phantom; Type: QD 000 P40 CD; Serial: 1609
- Measurement SW: DASYS2, Version 52.6 (1); SEMCAD X Version 14.4.2 (2595)

## **GSM 850/GSM850 Body Up Low CH128/Area Scan (6x10x1):**

Measurement grid: dx=15mm, dy=15mm

Maximum value of SAR (measured) = 0.311 mW/g

## **GSM 850/GSM850 Body Up Low CH128/Zoom Scan (7x7x7)/Cube 0:**

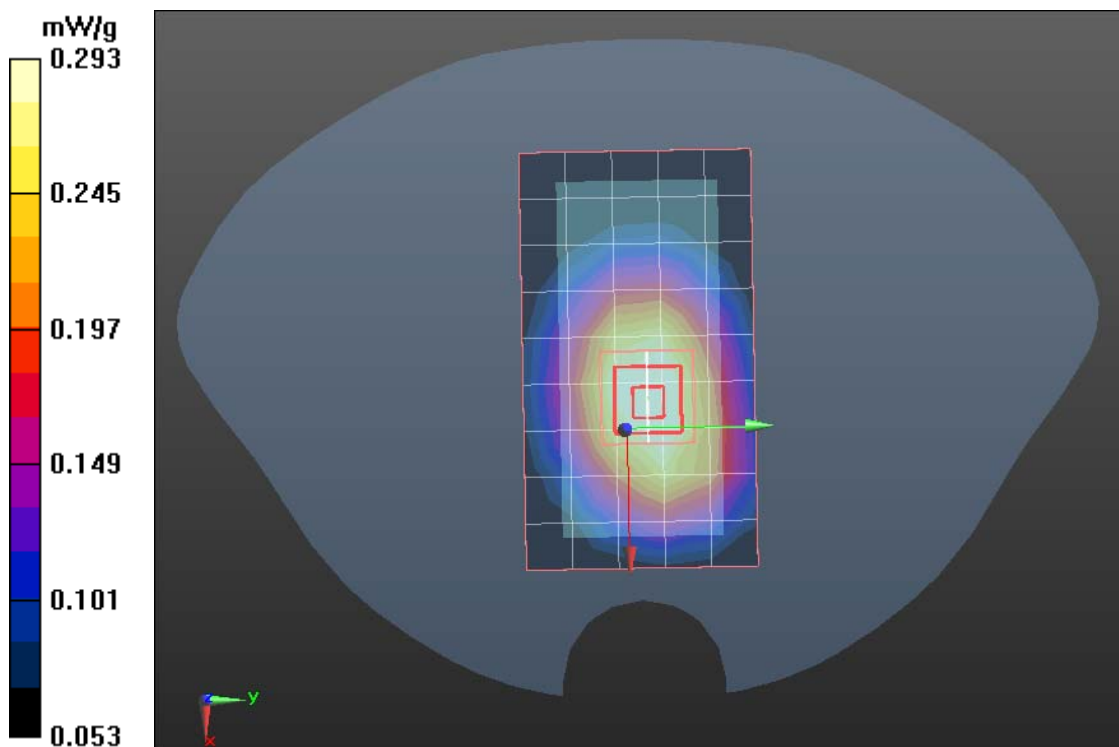
Measurement grid: dx=5mm, dy=5mm, dz=5mm

Reference Value = 18.341 V/m; Power Drift = -0.15 dB

Peak SAR (extrapolated) = 0.357 W/kg

**SAR(1 g) = 0.215 mW/g; SAR(10 g) = 0.210 mW/g**

Maximum value of SAR (measured) = 0.293 mW/g





Test Laboratory: Compliance Certification Services Inc.

November 6.2011

## **GSM 850-Body Down Low CH128**

**DUT: GSM Mobile Phone; Type: T100; Serial: 010236006549362**

Communication System: Generic GSM; Communication System Band: GSM 850 (824.0 - 849.0 MHz); Frequency: 824.2 MHz; Communication System PAR: 9.03 dB  
Medium parameters used (interpolated):  $f = 824.2$  MHz;  $\sigma = 0.95$  mho/m;  $\epsilon_r = 55.959$ ;  $\rho = 1000$  kg/m<sup>3</sup>

Phantom section: Flat Section

Measurement Standard: DASYS (IEEE/IEC/ANSI C63.19-2007)

DASY5 Configuration:

- Probe: EX3DV4 - SN3755; ConvF(9.07, 9.07, 9.07); Calibrated: 1/20/2011
- Sensor-Surface: 2.5mm (Mechanical Surface Detection)
- Electronics: DAE4 Sn1245; Calibrated: 1/11/2011
- Phantom: Twin SAM Phantom; Type: QD 000 P40 CD; Serial: 1609
- Measurement SW: DASYS2, Version 52.6 (1); SEMCAD X Version 14.4.2 (2595)

## **GSM 850/GSM850 Body Down Low CH128/Area Scan (6x10x1):**

Measurement grid: dx=15mm, dy=15mm

Maximum value of SAR (measured) = 0.247 mW/g

## **GSM 850/GSM850 Body Down Low CH128/Zoom Scan (7x7x7)/Cube 0:**

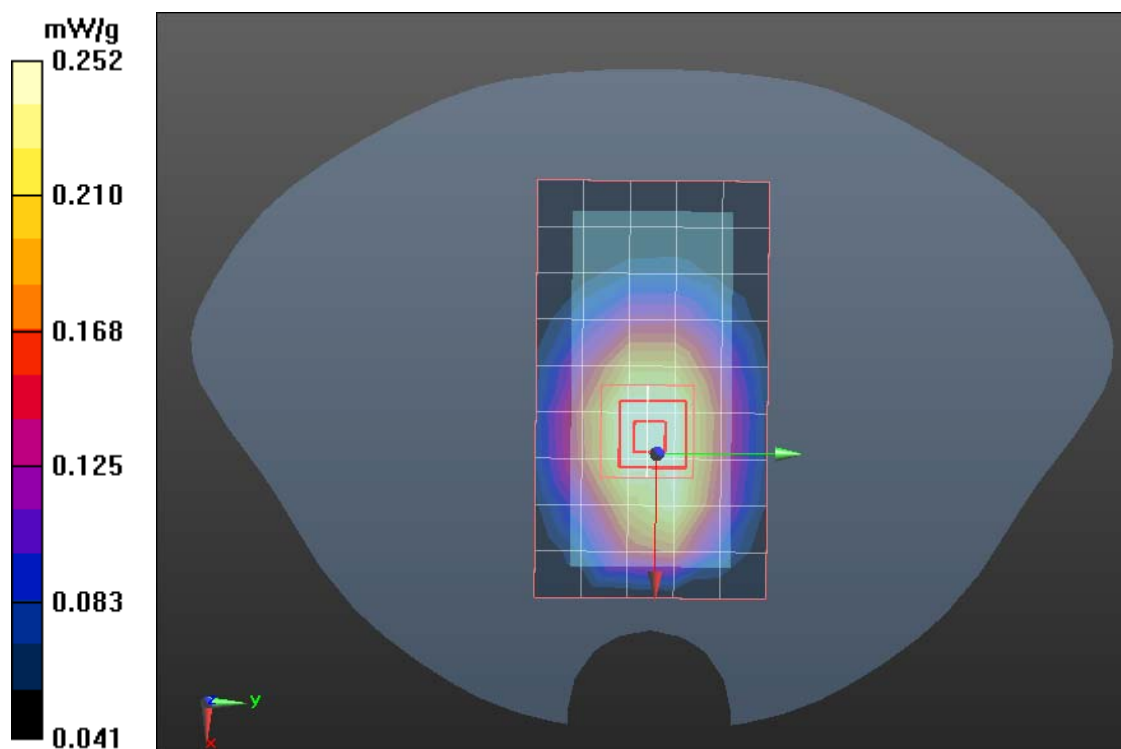
Measurement grid: dx=5mm, dy=5mm, dz=5mm

Reference Value = 24.025 V/m; Power Drift = -0.08 dB

Peak SAR (extrapolated) = 0.647 W/kg

**SAR(1 g) = 0.236 mW/g; SAR(10 g) = 0.184 mW/g**

Maximum value of SAR (measured) = 0.252 mW/g





Test Laboratory: Compliance Certification Services Inc.

November 6.2011

## PCS-1900-Right Head Cheek Low CH512

**DUT: GSM Mobile Phone; Type: T100; Serial: 010236006549362**

Communication System: Generic GSM; Communication System Band: PCS 1900 (1850.0 - 1910.0 MHz); Frequency: 1850.2 MHz; Communication System PAR: 9.03 dB

Medium parameters used:  $f = 1850.2$  MHz;  $\sigma = 1.42$  mho/m;  $\epsilon_r = 39.87$ ;  $\rho = 1000$  kg/m<sup>3</sup>

Phantom section: Right Section

Measurement Standard: DASYS (IEEE/IEC/ANSI C63.19-2007)

DASY5 Configuration:

- Probe: EX3DV4 - SN3755; ConvF(7.84, 7.84, 7.84); Calibrated: 1/20/2011
- Sensor-Surface: 2.5mm (Mechanical Surface Detection)
- Electronics: DAE4 Sn1245; Calibrated: 1/11/2011
- Phantom: Twin SAM Phantom; Type: QD 000 P40 CD; Serial: 1609
- Measurement SW: DASY52, Version 52.6 (1); SEMCAD X Version 14.4.2 (2595)

## PCS1900/Right Head Cheek Low CH512/Area Scan (6x10x1):

Measurement grid: dx=15mm, dy=15mm

Maximum value of SAR (measured) = 0.983 mW/g

## PCS1900/Right Head Cheek Low CH512/Zoom Scan (7x7x9)/Cube 0:

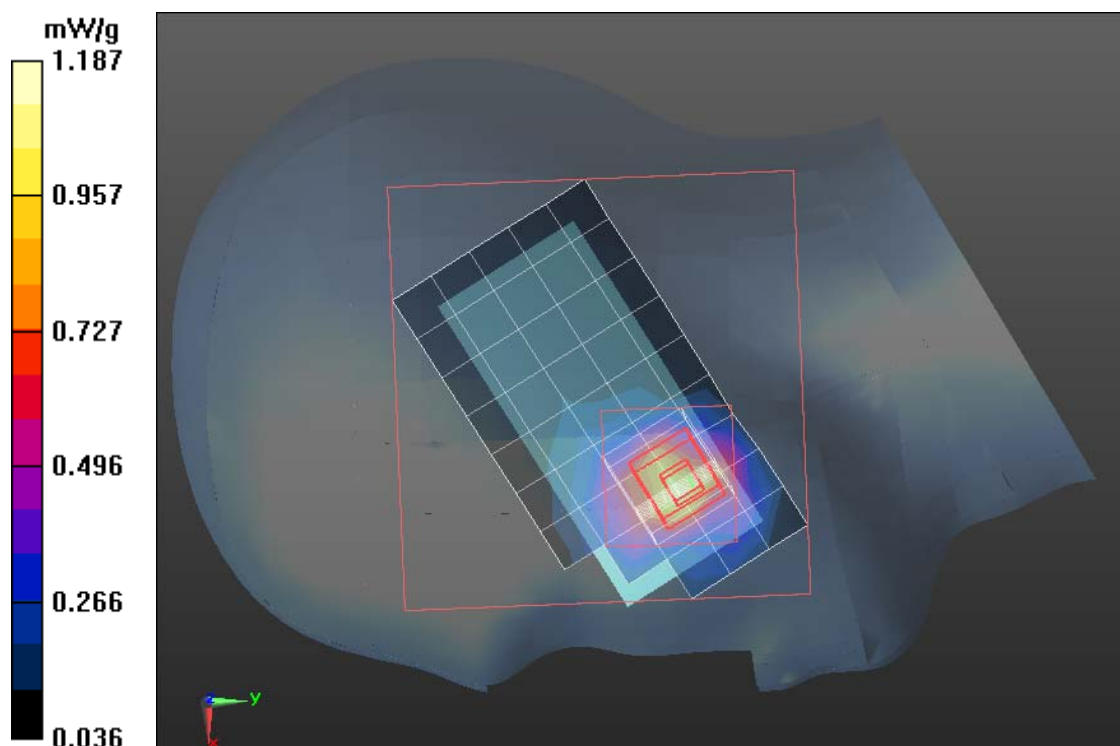
Measurement grid: dx=5mm, dy=5mm, dz=5mm

Reference Value = 7.394 V/m; Power Drift = 0.05 dB

Peak SAR (extrapolated) = 1.523 W/kg

**SAR(1 g) = 0.647 mW/g; SAR(10 g) = 0.513 mW/g**

Maximum value of SAR (measured) = 1.187 mW/g







Test Laboratory: Compliance Certification Services Inc.

November 6.2011

## **PCS-1900-Right Head Cheek Middle CH661**

**DUT: GSM Mobile Phone; Type: T100; Serial: 010236006549362**

Communication System: Generic GSM; Communication System Band: PCS 1900 (1850.0 - 1910.0 MHz); Frequency: 1880 MHz; Communication System PAR: 9.03 dB

Medium parameters used:  $f = 1880$  MHz;  $\sigma = 1.45$  mho/m;  $\epsilon_r = 39.74$ ;  $\rho = 1000$  kg/m<sup>3</sup>

Phantom section: Right Section

Measurement Standard: DASYS5 (IEEE/IEC/ANSI C63.19-2007)

DASY5 Configuration:

- Probe: EX3DV4 - SN3755; ConvF(7.84, 7.84, 7.84); Calibrated: 1/20/2011
- Sensor-Surface: 2.5mm (Mechanical Surface Detection)
- Electronics: DAE4 Sn1245; Calibrated: 1/11/2011
- Phantom: Twin SAM Phantom; Type: QD 000 P40 CD; Serial: 1609
- Measurement SW: DASYS2, Version 52.6 (1); SEMCAD X Version 14.4.2 (2595)

## **PCS1900/Right Head Cheek Middle CH661/Area Scan (6x10x1):**

Measurement grid: dx=15mm, dy=15mm

Maximum value of SAR (measured) = 1.254 mW/g

## **PCS1900/Right Head Cheek Middle CH661/Zoom Scan (7x7x9)/Cube 0:**

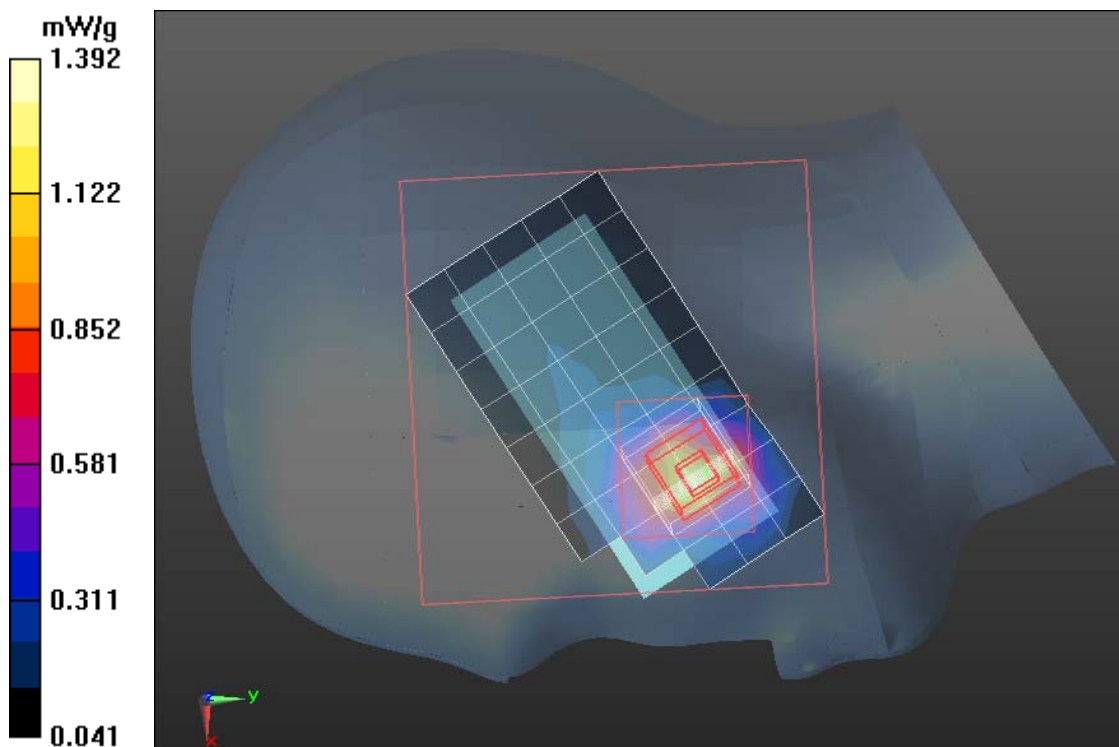
Measurement grid: dx=5mm, dy=5mm, dz=5mm

Reference Value = 9.243 V/m; Power Drift = 0.11 dB

Peak SAR (extrapolated) = 1.750 W/kg

**SAR(1 g) = 0.622mW/g; SAR(10 g) = 0.508 mW/g**

Maximum value of SAR (measured) = 1.392 mW/g





Test Laboratory: Compliance Certification Services Inc.

November 6.2011

## PCS-1900-Right Head Cheek High CH810

**DUT: GSM Mobile Phone; Type: T100; Serial: 010236006549362**

Communication System: Generic GSM; Communication System Band: PCS 1900 (1850.0 - 1910.0 MHz); Frequency: 1910.0MHz; Communication System PAR: 9.03 dB

Medium parameters used:  $f=1910.0\text{MHz}$ ;  $\sigma = 1.46 \text{ mho/m}$ ;  $\epsilon_r = 39.6$ ;  $\rho = 1000 \text{ kg/m}^3$

Phantom section: Right Section

Measurement Standard: DASYS5 (IEEE/IEC/ANSI C63.19-2007)

DASY5 Configuration:

- Probe: EX3DV4 - SN3755; ConvF(7.84, 7.84, 7.84); Calibrated: 1/20/2011
- Sensor-Surface: 2.5mm (Mechanical Surface Detection)
- Electronics: DAE4 Sn1245; Calibrated: 1/11/2011
- Phantom: Twin SAM Phantom; Type: QD 000 P40 CD; Serial: 1609
- Measurement SW: DASY52, Version 52.6 (1); SEMCAD X Version 14.4.2 (2595)

## PCS1900/Right Head Cheek High CH810/Area Scan (6x10x1):

Measurement grid:  $dx=15\text{mm}$ ,  $dy=15\text{mm}$

Maximum value of SAR (measured) = 1.149 mW/g

## PCS1900/Right Head Cheek High CH810/Zoom Scan (7x7x9)/Cube 0:

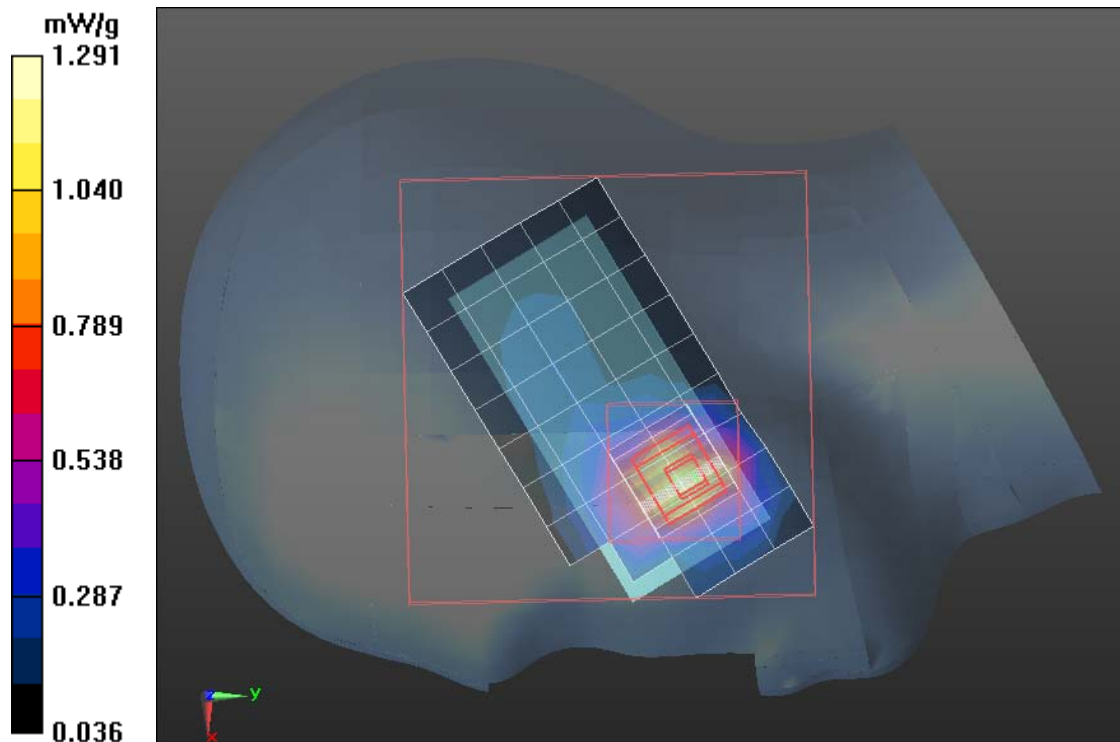
Measurement grid:  $dx=5\text{mm}$ ,  $dy=5\text{mm}$ ,  $dz=5\text{mm}$

Reference Value = 11.311 V/m; Power Drift = -0.06 dB

Peak SAR (extrapolated) = 1.608 W/kg

**SAR(1 g) = 0.621 mW/g; SAR(10 g) = 0.569 mW/g**

Maximum value of SAR (measured) = 1.291 mW/g





Test Laboratory: Compliance Certification Services Inc.

November 6.2011

## **PCS-1900-Right Head Tilted Low CH512**

**DUT: GSM Mobile Phone; Type: T100; Serial: 010236006549362**

Communication System: Generic GSM; Communication System Band: PCS 1900 (1850.0 - 1910.0 MHz); Frequency: 1850.2 MHz; Communication System PAR: 9.03 dB

Medium parameters used:  $f = 1850.2$  MHz;  $\sigma = 1.42$  mho/m;  $\epsilon_r = 39.87$ ;  $\rho = 1000$  kg/m<sup>3</sup>

Phantom section: Right Section

Measurement Standard: DASYS (IEEE/IEC/ANSI C63.19-2007)

DASY5 Configuration:

- Probe: EX3DV4 - SN3755; ConvF(7.84, 7.84, 7.84); Calibrated: 1/20/2011
- Sensor-Surface: 2.5mm (Mechanical Surface Detection)
- Electronics: DAE4 Sn1245; Calibrated: 1/11/2011
- Phantom: Twin SAM Phantom; Type: QD 000 P40 CD; Serial: 1609
- Measurement SW: DASY52, Version 52.6 (1); SEMCAD X Version 14.4.2 (2595)

## **PCS1900/Right Head Tilted Low CH512/Area Scan (6x10x1):**

Measurement grid: dx=15mm, dy=15mm

Maximum value of SAR (measured) = 0.244 mW/g

## **PCS1900/Right Head Tilted Low CH512/Zoom Scan (7x7x9)/Cube 0:**

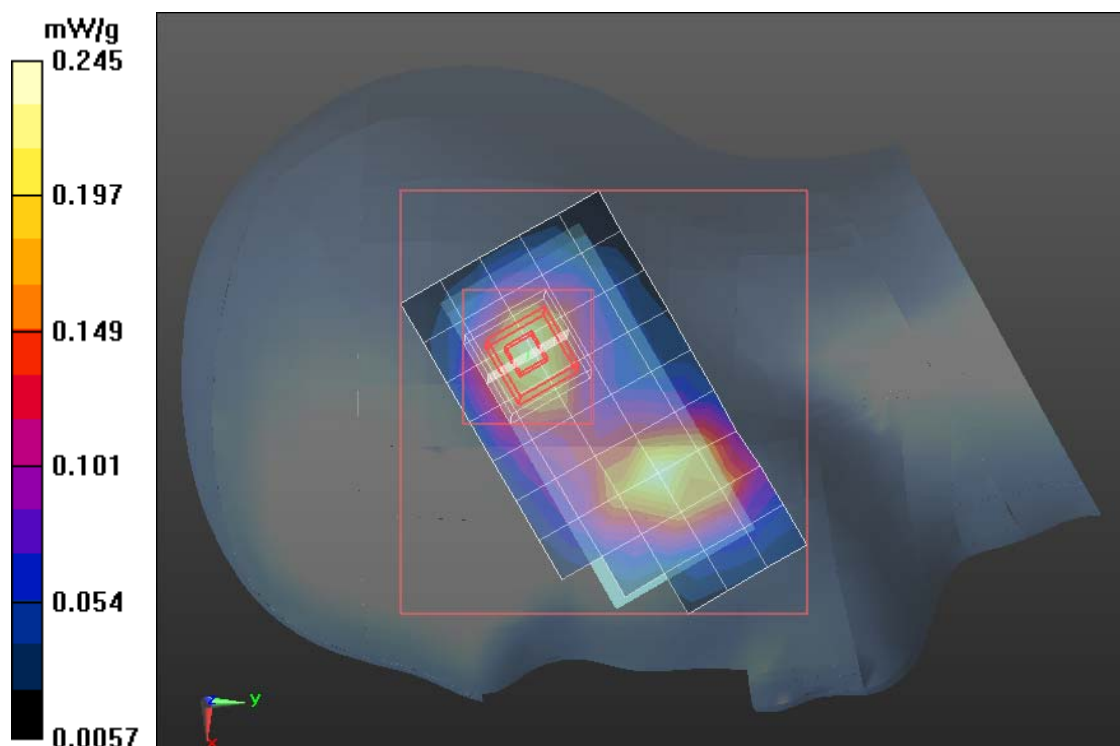
Measurement grid: dx=5mm, dy=5mm, dz=5mm

Reference Value = 11.909 V/m; Power Drift = -0.04 dB

Peak SAR (extrapolated) = 0.310 W/kg

**SAR(1 g) = 0.191 mW/g; SAR(10 g) = 0.117 mW/g**

Maximum value of SAR (measured) = 0.245 mW/g





Test Laboratory: Compliance Certification Services Inc.

November 6.2011

## PCS-1900-Right Head Tilted Middle CH661

**DUT: GSM Mobile Phone; Type: T100; Serial: 010236006549362**

Communication System: Generic GSM; Communication System Band: PCS 1900 (1850.0 - 1910.0 MHz); Frequency: 1880 MHz; Communication System PAR: 9.03 dB

Medium parameters used:  $f = 1880$  MHz;  $\sigma = 1.45$  mho/m;  $\epsilon_r = 39.74$ ;  $\rho = 1000$  kg/m<sup>3</sup>

Phantom section: Right Section

Measurement Standard: DASYS5 (IEEE/IEC/ANSI C63.19-2007)

DASY5 Configuration:

- Probe: EX3DV4 - SN3755; ConvF(7.84, 7.84, 7.84); Calibrated: 1/20/2011
- Sensor-Surface: 2.5mm (Mechanical Surface Detection)
- Electronics: DAE4 Sn1245; Calibrated: 1/11/2011
- Phantom: Twin SAM Phantom; Type: QD 000 P40 CD; Serial: 1609
- Measurement SW: DASYS52, Version 52.6 (1); SEMCAD X Version 14.4.2 (2595)

## PCS1900/Right Head Tilted Middle CH661/Area Scan (6x10x1):

Measurement grid: dx=15mm, dy=15mm

Maximum value of SAR (measured) = 0.311 mW/g

## PCS1900/Right Head Tilted Middle CH661/Zoom Scan (7x7x9)/Cube 0:

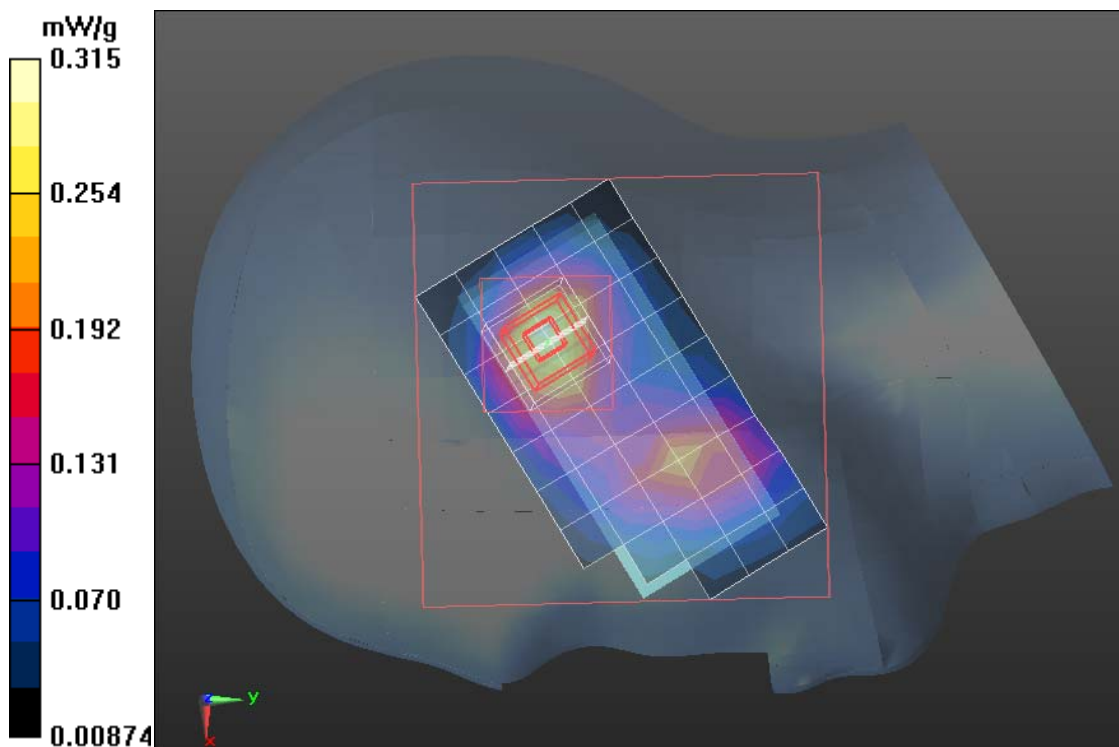
Measurement grid: dx=5mm, dy=5mm, dz=5mm

Reference Value = 13.728 V/m; Power Drift = 0.0066 dB

Peak SAR (extrapolated) = 0.395 W/kg

**SAR(1 g) = 0.252 mW/g; SAR(10 g) = 0.152 mW/g**

Maximum value of SAR (measured) = 0.315 mW/g





Test Laboratory: Compliance Certification Services Inc.

November 6.2011

## PCS-1900-Right Head Tilted High CH810

**DUT: GSM Mobile Phone; Type: T100; Serial: 010236006549362**

Communication System: Generic GSM; Communication System Band: PCS 1900 (1850.0 - 1910.0 MHz); Frequency: 1910.0MHz; Communication System PAR: 9.03 dB

Medium parameters used:  $f=1910.0\text{MHz}$ ;  $\sigma = 1.46 \text{ mho/m}$ ;  $\epsilon_r = 39.6$ ;  $\rho = 1000 \text{ kg/m}^3$

Phantom section: Right Section

Measurement Standard: DASYS5 (IEEE/IEC/ANSI C63.19-2007)

DASY5 Configuration:

- Probe: EX3DV4 - SN3755; ConvF(7.84, 7.84, 7.84); Calibrated: 1/20/2011
- Sensor-Surface: 2.5mm (Mechanical Surface Detection)
- Electronics: DAE4 Sn1245; Calibrated: 1/11/2011
- Phantom: Twin SAM Phantom; Type: QD 000 P40 CD; Serial: 1609
- Measurement SW: DASY52, Version 52.6 (1); SEMCAD X Version 14.4.2 (2595)

## PCS1900/Right Head Tilted High CH810/Area Scan (6x10x1):

Measurement grid:  $dx=15\text{mm}$ ,  $dy=15\text{mm}$

Maximum value of SAR (measured) = 0.413 mW/g

## PCS1900/Right Head Tilted High CH810/Zoom Scan (7x8x7)/Cube 0:

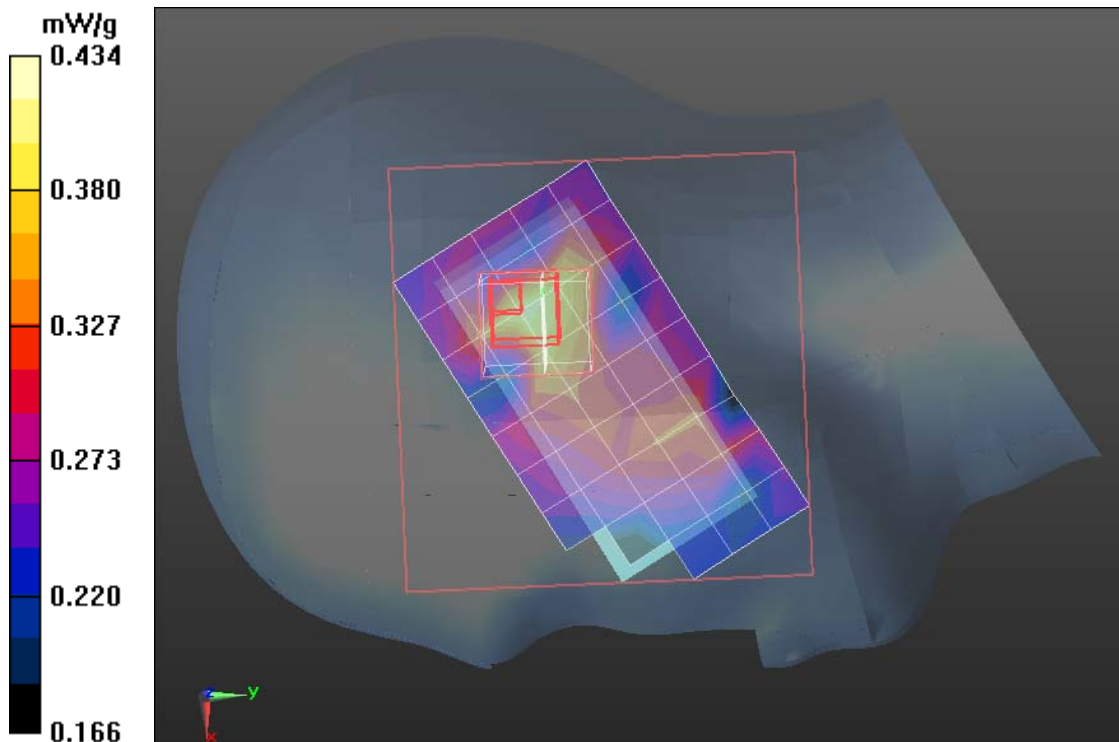
Measurement grid:  $dx=5\text{mm}$ ,  $dy=5\text{mm}$ ,  $dz=5\text{mm}$

Reference Value = 16.628 V/m; Power Drift = -0.10 dB

Peak SAR (extrapolated) = 0.575 W/kg

**SAR(1 g) = 0.401 mW/g; SAR(10 g) = 0.361 mW/g**

Maximum value of SAR (measured) = 0.434 mW/g





Test Laboratory: Compliance Certification Services Inc.

November 6.2011

## PCS 1900-Left Head Cheek Low CH512

**DUT: GSM Mobile Phone; Type: T100; Serial: 010236006549362**

Communication System: Generic GSM; Communication System Band: PCS 1900 (1850.0 - 1910.0 MHz); Frequency: 1850.2 MHz; Communication System PAR: 9.03 dB

Medium parameters used:  $f = 1850.2$  MHz;  $\sigma = 1.42$  mho/m;  $\epsilon_r = 39.87$ ;  $\rho = 1000$  kg/m<sup>3</sup>

Phantom section: Left Section

Measurement Standard: DASYS (IEEE/IEC/ANSI C63.19-2007)

DASY5 Configuration:

- Probe: EX3DV4 - SN3755; ConvF(7.84, 7.84, 7.84); Calibrated: 1/20/2011
- Sensor-Surface: 2.5mm (Mechanical Surface Detection)
- Electronics: DAE4 Sn1245; Calibrated: 1/11/2011
- Phantom: Twin SAM Phantom; Type: QD 000 P40 CD; Serial: 1609
- Measurement SW: DASY52, Version 52.6 (1); SEMCAD X Version 14.4.2 (2595)

**PCS1900/Left Head Cheek Low CH512/Area Scan (6x10x1):** Measurement grid: dx=15mm, dy=15mm

Maximum value of SAR (measured) = 0.947 mW/g

**PCS1900/Left Head Cheek Low CH512/Zoom Scan (7x7x9)/Cube 0:**


Measurement grid: dx=5mm, dy=5mm, dz=5mm

Reference Value = 8.555 V/m; Power Drift = 0.01 dB

Peak SAR (extrapolated) = 1.336 W/kg

**SAR(1 g) = 0.641 mW/g; SAR(10 g) = 0.386 mW/g**

Maximum value of SAR (measured) = 1.064 mW/g





Test Laboratory: Compliance Certification Services Inc.

November 6.2011

## PCS 1900-Left Head Cheek Middle CH661

**DUT: GSM Mobile Phone; Type: T100; Serial: 010236006549362**

Communication System: Generic GSM; Communication System Band: PCS 1900 (1850.0 - 1910.0 MHz); Frequency: 1880 MHz; Communication System PAR: 9.03 dB

Medium parameters used:  $f = 1880$  MHz;  $\sigma = 1.443$  mho/m;  $\epsilon_r = 39.74$ ;  $\rho = 1000$  kg/m<sup>3</sup>

Phantom section: Left Section

Measurement Standard: DASYS5 (IEEE/IEC/ANSI C63.19-2007)

DASY5 Configuration:

- Probe: EX3DV4 - SN3755; ConvF(7.84, 7.84, 7.84); Calibrated: 1/20/2011
- Sensor-Surface: 2.5mm (Mechanical Surface Detection)
- Electronics: DAE4 Sn1245; Calibrated: 1/11/2011
- Phantom: Twin SAM Phantom; Type: QD 000 P40 CD; Serial: 1609
- Measurement SW: DASY52, Version 52.6 (1); SEMCAD X Version 14.4.2 (2595)

## PCS1900/Left Head Cheek Middle CH661/Area Scan (6x10x1):

Measurement grid: dx=15mm, dy=15mm

Maximum value of SAR (measured) = 1.026 mW/g

## PCS1900/Left Head Cheek Middle CH661/Zoom Scan (8x8x9)/Cube 0:


Measurement grid: dx=5mm, dy=5mm, dz=5mm

Reference Value = 10.385 V/m; Power Drift = 0.06 dB

Peak SAR (extrapolated) = 1.337 W/kg

**SAR(1 g) = 0.632 mW/g; SAR(10 g) = 0.405 mW/g**

Maximum value of SAR (measured) = 1.075 mW/g





Test Laboratory: Compliance Certification Services Inc.

November 6.2011

## PCS 1900-Left Head Cheek High CH810

**DUT: GSM Mobile Phone; Type: T100; Serial: 010236006549362**

Communication System: Generic GSM; Communication System Band: PCS 1900 (1850.0 - 1910.0 MHz); Frequency: 1910.0MHz; Communication System PAR: 9.03 dB  
Medium parameters used:  $f=1910.0\text{MHz}$ ;  $\sigma = 1.454\text{ mho/m}$ ;  $\epsilon_r = 39.6$ ;  $\rho = 1000\text{ kg/m}^3$   
Phantom section: Left Section

Measurement Standard: DASYS5 (IEEE/IEC/ANSI C63.19-2007)

DASY5 Configuration:

- Probe: EX3DV4 - SN3755; ConvF(7.84, 7.84, 7.84); Calibrated: 1/20/2011
- Sensor-Surface: 2.5mm (Mechanical Surface Detection)
- Electronics: DAE4 Sn1245; Calibrated: 1/11/2011
- Phantom: Twin SAM Phantom; Type: QD 000 P40 CD; Serial: 1609
- Measurement SW: DASYS52, Version 52.6 (1); SEMCAD X Version 14.4.2 (2595)

## PCS1900/Left Head Cheek High CH810/Area Scan (6x10x1):

Measurement grid:  $dx=15\text{mm}$ ,  $dy=15\text{mm}$

Maximum value of SAR (measured) = 1.175 mW/g

## PCS1900/Left Head Cheek High CH810/Zoom Scan (7x7x9)/Cube 0:


Measurement grid:  $dx=5\text{mm}$ ,  $dy=5\text{mm}$ ,  $dz=5\text{mm}$

Reference Value = 10.832 V/m; Power Drift = 0.03 dB

Peak SAR (extrapolated) = 1.551 W/kg

**SAR(1 g) = 0.631 mW/g; SAR(10 g) = 0.473 mW/g**

Maximum value of SAR (measured) = 1.238 mW/g







Test Laboratory: Compliance Certification Services Inc.

November 6.2011

## PCS 1900-Left Head Tilted Low CH512

**DUT: GSM Mobile Phone; Type: T100; Serial: 010236006549362**

Communication System: Generic GSM; Communication System Band: PCS 1900 (1850.0 - 1910.0 MHz); Frequency: 1850.2 MHz; Communication System PAR: 9.03 dB

Medium parameters used:  $f = 1850.2$  MHz;  $\sigma = 1.42$  mho/m;  $\epsilon_r = 39.87$ ;  $\rho = 1000$  kg/m<sup>3</sup>

Phantom section: Left Section

Measurement Standard: DASYS (IEEE/IEC/ANSI C63.19-2007)

DASY5 Configuration:

- Probe: EX3DV4 - SN3755; ConvF(7.84, 7.84, 7.84); Calibrated: 1/20/2011
- Sensor-Surface: 2.5mm (Mechanical Surface Detection)
- Electronics: DAE4 Sn1245; Calibrated: 1/11/2011
- Phantom: Twin SAM Phantom; Type: QD 000 P40 CD; Serial: 1609
- Measurement SW: DASY52, Version 52.6 (1); SEMCAD X Version 14.4.2 (2595)

## PCS1900/Left Head Tilted Low CH512/Area Scan (6x10x1):

Measurement grid: dx=15mm, dy=15mm

Maximum value of SAR (measured) = 0.460 mW/g

## PCS1900/Left Head Tilted Low CH512/Zoom Scan (7x9x9)/Cube 0:

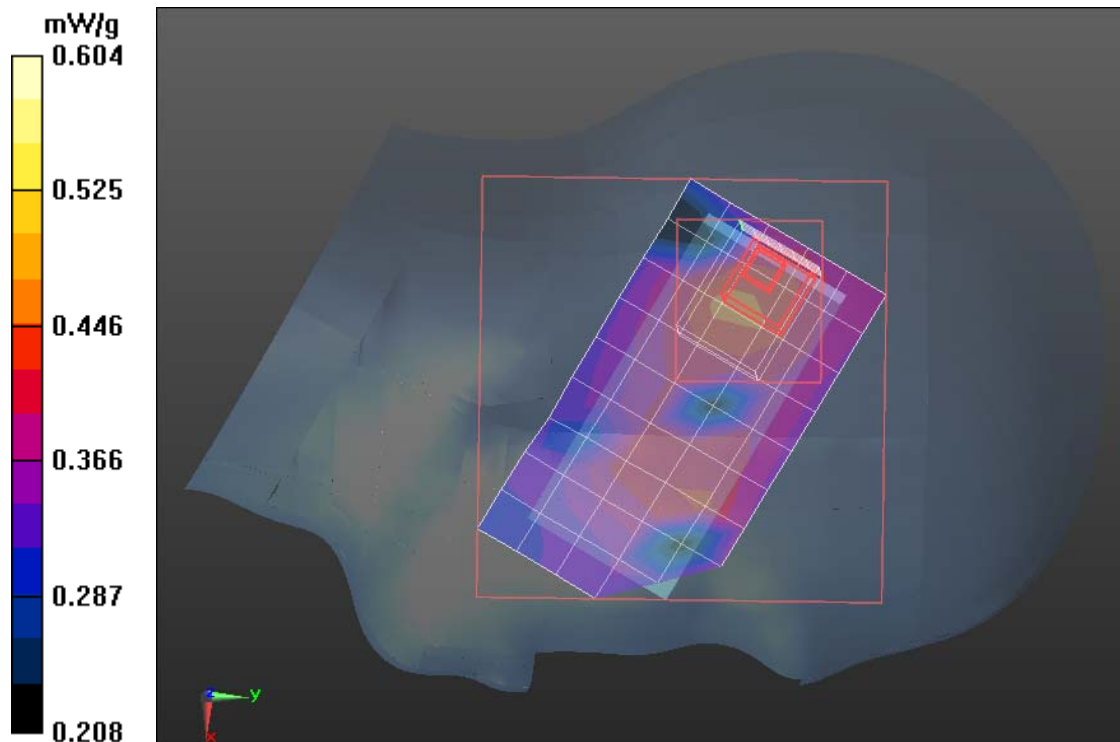
Measurement grid: dx=5mm, dy=5mm, dz=5mm

Reference Value = 17.639 V/m; Power Drift = 0.15 dB

Peak SAR (extrapolated) = 0.783 W/kg

**SAR(1 g) = 0.434 mW/g; SAR(10 g) = 0.384 mW/g**

Maximum value of SAR (measured) = 0.604 mW/g





Test Laboratory: Compliance Certification Services Inc.

November 6.2011

## PCS 1900-Left Head Tilted Middle CH661

**DUT: GSM Mobile Phone; Type: T100; Serial: 010236006549362**

Communication System: Generic GSM; Communication System Band: PCS 1900 (1850.0 - 1910.0 MHz); Frequency: 1880 MHz; Communication System PAR: 9.03 dB  
Medium parameters used:  $f = 1880$  MHz;  $\sigma = 1.44$  mho/m;  $\epsilon_r = 39.74$ ;  $\rho = 1000$  kg/m<sup>3</sup>  
Phantom section: Left Section

Measurement Standard: DASYS5 (IEEE/IEC/ANSI C63.19-2007)

DASY5 Configuration:

- Probe: EX3DV4 - SN3755; ConvF(7.84, 7.84, 7.84); Calibrated: 1/20/2011
- Sensor-Surface: 2.5mm (Mechanical Surface Detection)
- Electronics: DAE4 Sn1245; Calibrated: 1/11/2011
- Phantom: Twin SAM Phantom; Type: QD 000 P40 CD; Serial: 1609
- Measurement SW: DASYS2, Version 52.6 (1); SEMCAD X Version 14.4.2 (2595)

## PCS1900/Left Head Tilted Middle CH661/Area Scan (6x10x1):

Measurement grid: dx=15mm, dy=15mm

Maximum value of SAR (measured) = 0.515 mW/g

## PCS1900/Left Head Tilted Middle CH661/Zoom Scan (7x7x9)/Cube 0:

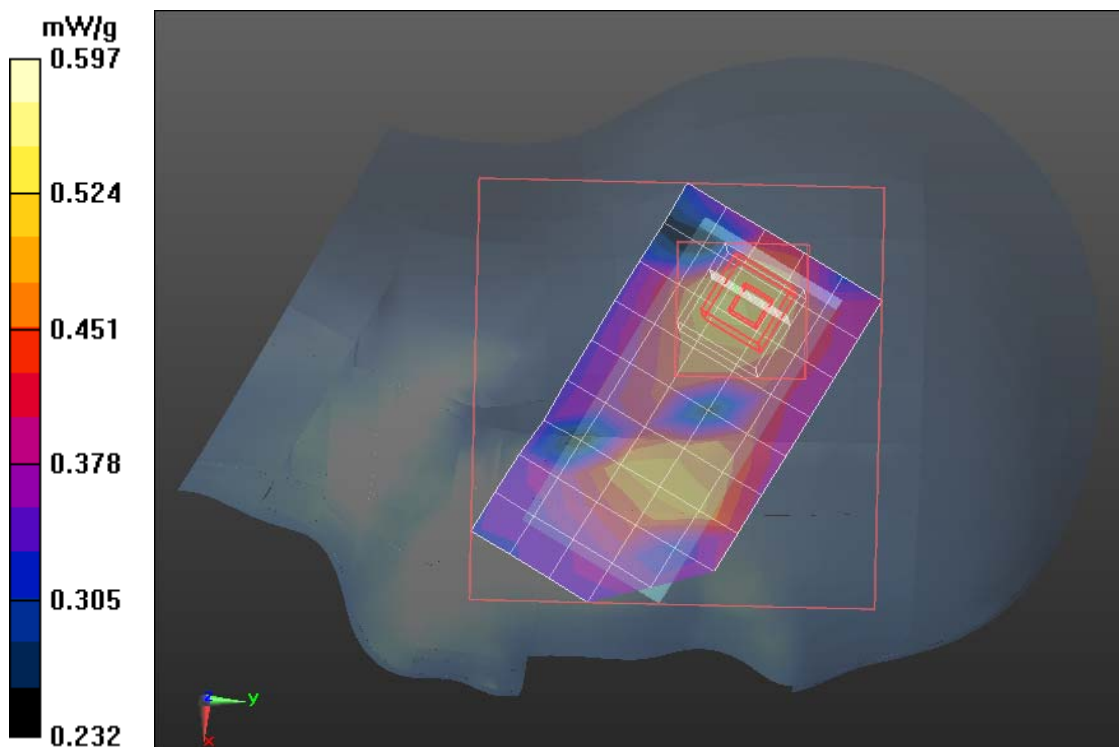
Measurement grid: dx=5mm, dy=5mm, dz=5mm

Reference Value = 18.167 V/m; Power Drift = 0.02dB

Peak SAR (extrapolated) = 0.916 W/kg

**SAR(1 g) = 0.447 mW/g; SAR(10 g) = 0.410 mW/g**

Maximum value of SAR (measured) = 0.597 mW/g





Test Laboratory: Compliance Certification Services Inc.

November 6.2011

## PCS 1900-Left Head Tilted High CH810

**DUT: GSM Mobile Phone; Type: T100; Serial: 010236006549362**

Communication System: Generic GSM; Communication System Band: PCS 1900 (1850.0 - 1910.0 MHz); Frequency: 1910.0MHz; Communication System PAR: 9.03 dB

Medium parameters used:  $f=1910.0\text{MHz}$ ;  $\sigma = 1.46 \text{ mho/m}$ ;  $\epsilon_r = 39.6$ ;  $\rho = 1000 \text{ kg/m}^3$

Phantom section: Left Section

Measurement Standard: DASYS5 (IEEE/IEC/ANSI C63.19-2007)

DASY5 Configuration:

- Probe: EX3DV4 - SN3755; ConvF(7.84, 7.84, 7.84); Calibrated: 1/20/2011
- Sensor-Surface: 2.5mm (Mechanical Surface Detection)
- Electronics: DAE4 Sn1245; Calibrated: 1/11/2011
- Phantom: Twin SAM Phantom; Type: QD 000 P40 CD; Serial: 1609
- Measurement SW: DASYS2, Version 52.6 (1); SEMCAD X Version 14.4.2 (2595)

**PCS1900/Left Head Tilted High CH810/Area Scan (6x10x1):** Measurement grid:  $dx=15\text{mm}$ ,  $dy=15\text{mm}$

Maximum value of SAR (measured) = 0.576 mW/g

**PCS1900/Left Head Tilted High CH810/Zoom Scan (7x7x9)/Cube 0:**

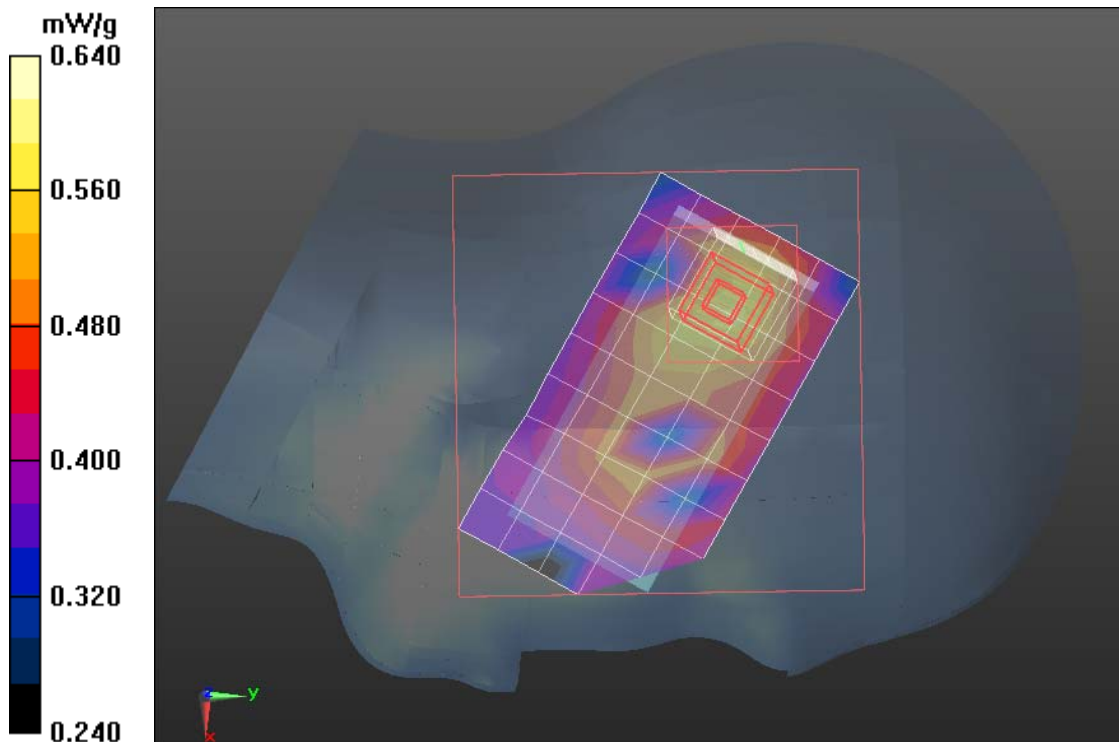
Measurement grid:  $dx=5\text{mm}$ ,  $dy=5\text{mm}$ ,  $dz=5\text{mm}$

Reference Value = 18.769 V/m; Power Drift = 0.13 dB

Peak SAR (extrapolated) = 0.919 W/kg

**SAR(1 g) = 0.448 mW/g; SAR(10 g) = 0.453 mW/g**

Maximum value of SAR (measured) = 0.640 mW/g





Test Laboratory: Compliance Certification Services Inc.

November 6.2011

## PCS1900-Body Up Low CH512

**DUT: GSM Mobile Phone; Type: T100; Serial: 010236006549362**

Communication System: Generic GSM; Communication System Band: PCS 1900 (1850.0 - 1910.0 MHz); Frequency: 1850.2 MHz; Communication System PAR: 9.03 dB

Medium parameters used:  $f = 1850.2$  MHz;  $\sigma = 1.53$  mho/m;  $\epsilon_r = 51.24$ ;  $\rho = 1000$  kg/m<sup>3</sup>

Phantom section: Flat Section

Measurement Standard: DASY5 (IEEE/IEC/ANSI C63.19-2007)

DASY5 Configuration:

- Probe: EX3DV4 - SN3755; ConvF(7.23, 7.23, 7.23); Calibrated: 1/20/2011
- Sensor-Surface: 2.5mm (Mechanical Surface Detection)
- Electronics: DAE4 Sn1245; Calibrated: 1/11/2011
- Phantom: Twin SAM Phantom; Type: QD 000 P40 CD; Serial: 1609
- Measurement SW: DASY52, Version 52.6 (1); SEMCAD X Version 14.4.2 (2595)

## GSM1900/GSM1900 Body Up Low CH512/Area Scan (6x10x1):

Measurement grid: dx=15mm, dy=15mm

Maximum value of SAR (measured) = 0.482 mW/g

## GSM1900/GSM1900 Body Up Low CH512/Zoom Scan (7x7x9)/Cube 0:

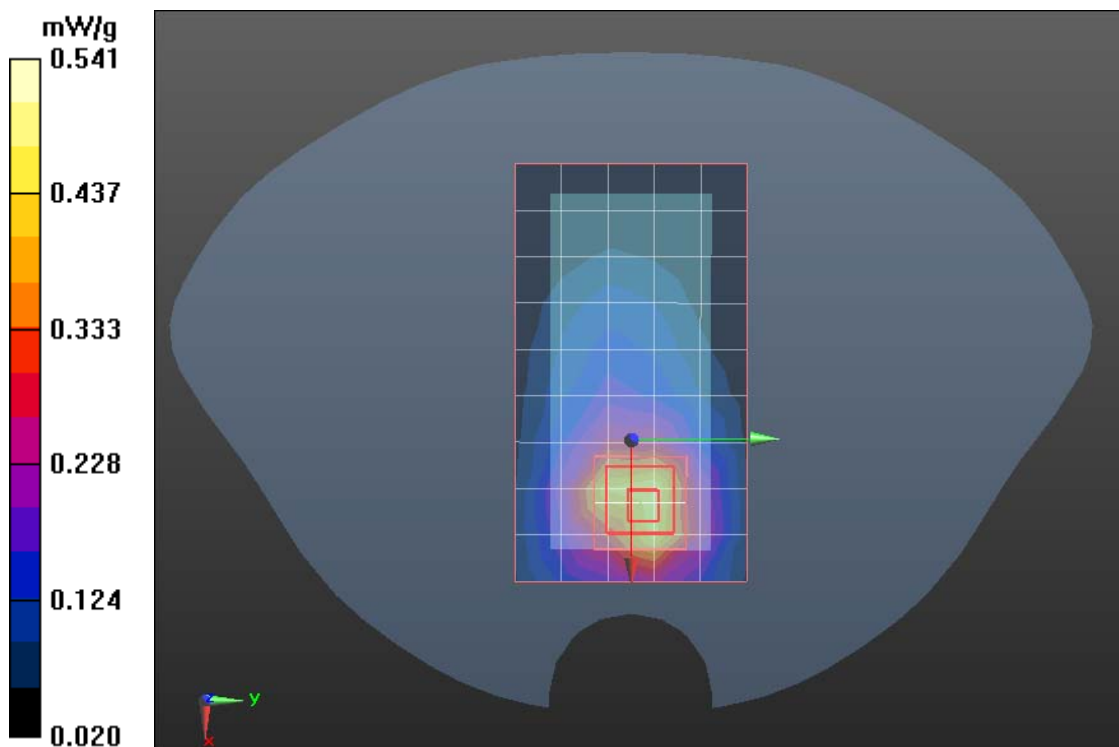
Measurement grid: dx=5mm, dy=5mm, dz=5mm

Reference Value = 10.347 V/m; Power Drift = 0.02 dB

Peak SAR (extrapolated) = 0.714 W/kg

**SAR(1 g) = 0.411 mW/g; SAR(10 g) = 0.240 mW/g**

Maximum value of SAR (measured) = 0.541 mW/g





Test Laboratory: Compliance Certification Services Inc.

November 6.2011

## PCS1900-Body Down Low CH512

**DUT: GSM Mobile Phone; Type: T100; Serial: 010236006549362**

Communication System: Generic GSM; Communication System Band: PCS 1900 (1850.0 - 1910.0 MHz); Frequency: 1850.2 MHz; Communication System PAR: 9.03 dB

Medium parameters used:  $f = 1850.2$  MHz;  $\sigma = 1.53$  mho/m;  $\epsilon_r = 51.24$ ;  $\rho = 1000$  kg/m<sup>3</sup>

Phantom section: Flat Section

Measurement Standard: DASYS (IEEE/IEC/ANSI C63.19-2007)

DASY5 Configuration:

- Probe: EX3DV4 - SN3755; ConvF(7.23, 7.23, 7.23); Calibrated: 1/20/2011
- Sensor-Surface: 2.5mm (Mechanical Surface Detection)
- Electronics: DAE4 Sn1245; Calibrated: 1/11/2011
- Phantom: Twin SAM Phantom; Type: QD 000 P40 CD; Serial: 1609
- Measurement SW: DASY52, Version 52.6 (1); SEMCAD X Version 14.4.2 (2595)

## GSM1900/GSM1900 Body Down Low CH512/Area Scan (6x10x1):

Measurement grid: dx=15mm, dy=15mm

Maximum value of SAR (measured) = 0.523 mW/g

## GSM1900/GSM1900 Body Down Low CH512/Zoom Scan (7x8x9)/Cube

**0:** Measurement grid: dx=5mm, dy=5mm, dz=5mm

Reference Value = 12.691 V/m; Power Drift = -0.07 dB

Peak SAR (extrapolated) = 0.687 W/kg

**SAR(1 g) = 0.421 mW/g; SAR(10 g) = 0.251 mW/g**

Maximum value of SAR (measured) = 0.525 mW/g

