



GSM 850-Body Low CH128

DUT: GSM Mobile Phone; Type: P100; Serial: 355037011659987

Communication System: Generic GSM; Communication System Band: GSM 850 (824.0 - 849.0 MHz); Frequency: 824.2MHz; Communication System PAR: 9.191 dB
Medium parameters used (interpolated): $f = 824.2$ MHz; $\sigma = 0.96$ mho/m; $\epsilon_r = 55.858$; $\rho = 1000$ kg/m³

Phantom section: Flat Section

Measurement Standard: DASY5 (IEEE/IEC/ANSI C63.19-2007)

DASY5 Configuration:

- Probe: EX3DV4 - SN3755; ConvF(9.07, 9.07, 9.07); Calibrated: 1/20/2011
- Sensor-Surface: 2.5mm (Mechanical Surface Detection), Sensor-Surface: 4mm (Mechanical Surface Detection)
- Electronics: DAE4 Sn1245; Calibrated: 1/11/2011
- Phantom: Twin SAM Phantom; Type: QD 000 P40 CD; Serial: 1609
- Measurement SW: DASY52, Version 52.6 (1); SEMCAD X Version 14.4.2 (2595)

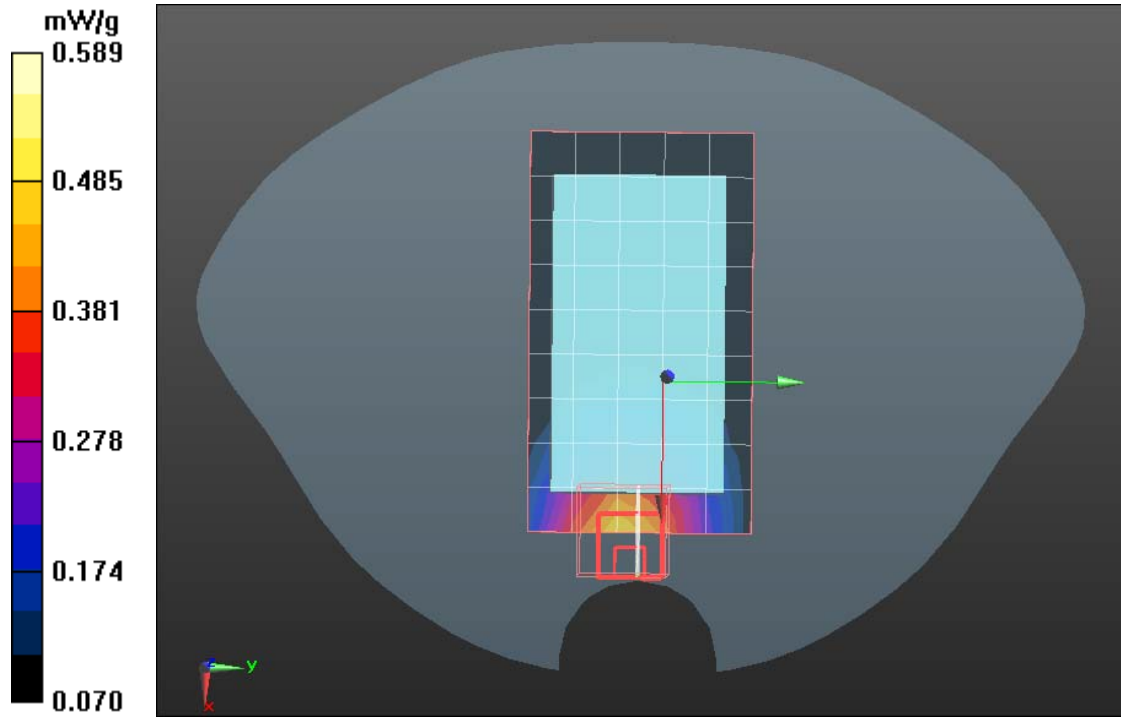
GSM 850/GSM850 Body Up Low CH128/Area Scan (6x10x1):

Measurement grid: dx=15mm, dy=15mm

GSM 850/GSM850 Body Up Low CH128/Zoom Scan (7x7x7)/Cube 0:

Measurement grid: dx=5mm, dy=5mm, dz=5mm

SAR(1 g) = 0.456mW/g; SAR(10 g) = 0.369 mW/g





Test Laboratory: Compliance Certification Services Inc.

Date: June 21, 2011.

GSM 850-Body Middle CH189

DUT: GSM Mobile Phone; Type: P100; Serial: 355037011659987

Communication System: Generic GSM; Communication System Band: GSM 850 (824.0 - 849.0 MHz); Frequency: 836.6 MHz; Communication System PAR: 9.191 dB
Medium parameters used (interpolated): $f = 836.6$ MHz; $\sigma = 0.96$ mho/m; $\epsilon_r = 55.858$; $\rho = 1000$ kg/m³

Phantom section: Flat Section

Measurement Standard: DASYS (IEEE/IEC/ANSI C63.19-2007)

DASY5 Configuration:

- Probe: EX3DV4 - SN3755; ConvF(9.07, 9.07, 9.07); Calibrated: 1/20/2011
- Sensor-Surface: 2.5mm (Mechanical Surface Detection), Sensor-Surface: 4mm (Mechanical Surface Detection)
- Electronics: DAE4 Sn1245; Calibrated: 1/11/2011
- Phantom: Twin SAM Phantom; Type: QD 000 P40 CD; Serial: 1609
- Measurement SW: DASYS2, Version 52.6 (1); SEMCAD X Version 14.4.2 (2595)

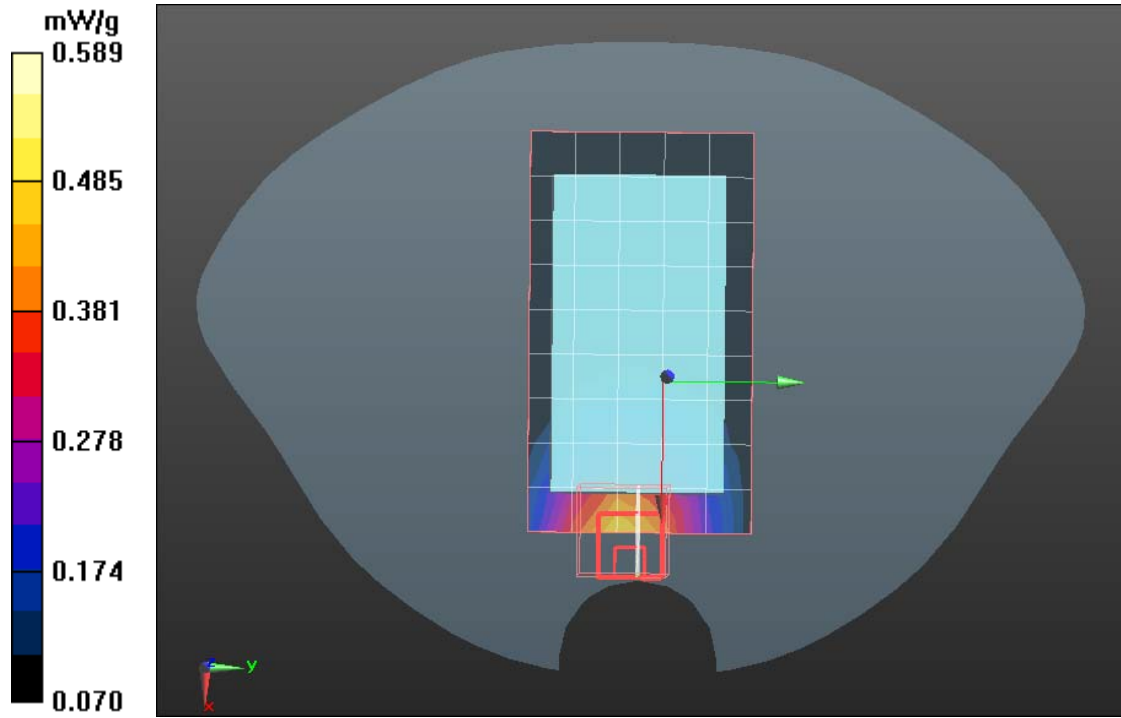
GSM 850/GSM850 Body Up Middle CH189/Area Scan (6x10x1):

Measurement grid: dx=15mm, dy=15mm

GSM 850/GSM850 Body Up Middle CH189/Zoom Scan (7x7x7)/Cube 0:

Measurement grid: dx=5mm, dy=5mm, dz=5mm

SAR(1 g) = 0.468 mW/g; SAR(10 g) = 0.316 mW/g





Test Laboratory: Compliance Certification Services Inc.

Date: June 21, 2011

GSM 850-Body High CH251

DUT: GSM Mobile Phone; Type: P100; Serial: 355037011659987

Communication System: Generic GSM; Communication System Band: GSM 850 (824.0 - 849.0 MHz); Frequency: 848.8MHz; Communication System PAR: 9.191 dB
Medium parameters used (interpolated): $f = 848.8$ MHz; $\sigma = 0.96$ mho/m; $\epsilon_r = 55.858$; $\rho = 1000$ kg/m³

Phantom section: Flat Section

Measurement Standard: DASYS (IEEE/IEC/ANSI C63.19-2007)

DASY5 Configuration:

- Probe: EX3DV4 - SN3755; ConvF(9.07, 9.07, 9.07); Calibrated: 1/20/2011
- Sensor-Surface: 2.5mm (Mechanical Surface Detection), Sensor-Surface: 4mm (Mechanical Surface Detection)
- Electronics: DAE4 Sn1245; Calibrated: 1/11/2011
- Phantom: Twin SAM Phantom; Type: QD 000 P40 CD; Serial: 1609
- Measurement SW: DASYS2, Version 52.6 (1); SEMCAD X Version 14.4.2 (2595)

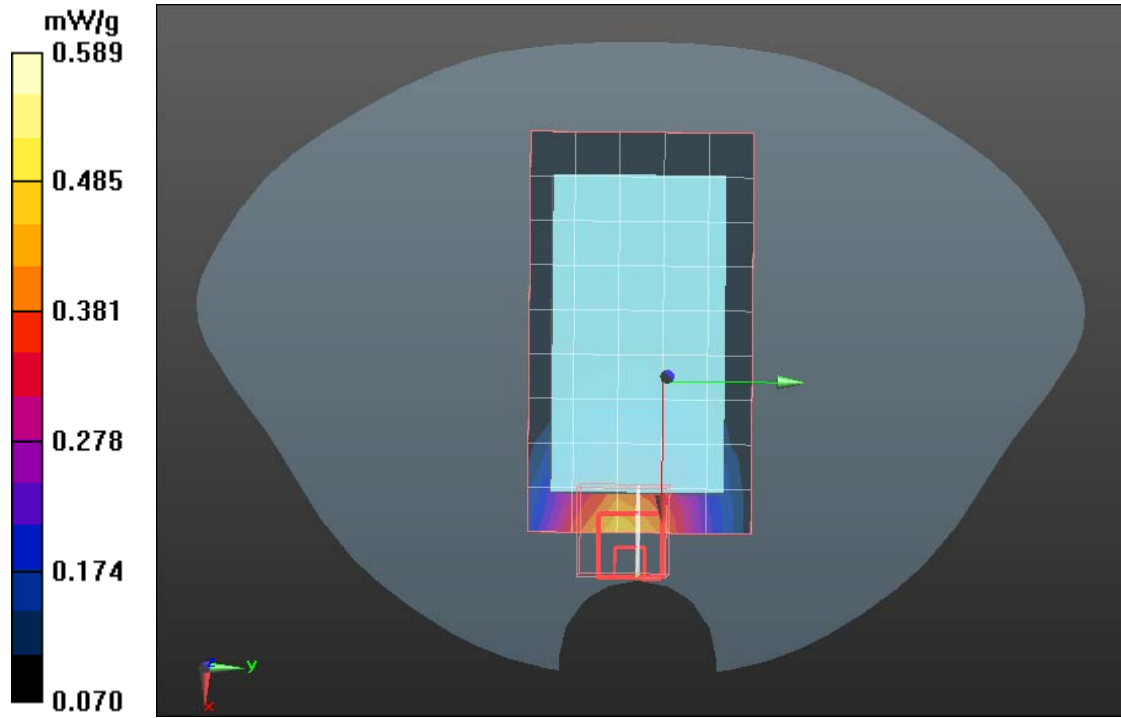
GSM 850/GSM850 Body Up High CH251/Area Scan (6x10x1):

Measurement grid: dx=15mm, dy=15mm

GSM 850/GSM850 Body Up High CH251/Zoom Scan (7x7x7)/Cube 0:

Measurement grid: dx=5mm, dy=5mm, dz=5mm

SAR(1 g) = 0.464 mW/g; SAR(10 g) = 0.395 mW/g





Test Laboratory: Compliance Certification Services Inc.

Date: June 21, 2011

GSM 850-Body Low CH128

DUT: GSM Mobile Phone; Type: P100; Serial: 355037011659987

Communication System: Generic GSM; Communication System Band: GSM 850 (824.0 - 849.0 MHz); Frequency: 824.2 MHz; Communication System PAR: 9.191 dB
Medium parameters used (interpolated): $f = 824.2$ MHz; $\sigma = 0.96$ mho/m; $\epsilon_r = 55.858$; $\rho = 1000$ kg/m³

Phantom section: Flat Section

Measurement Standard: DASYS (IEEE/IEC/ANSI C63.19-2007)

DASY5 Configuration:

- Probe: EX3DV4 - SN3755; ConvF(9.07, 9.07, 9.07); Calibrated: 1/20/2011
- Sensor-Surface: 2.5mm (Mechanical Surface Detection), Sensor-Surface: 4mm (Mechanical Surface Detection)
- Electronics: DAE4 Sn1245; Calibrated: 1/11/2011
- Phantom: Twin SAM Phantom; Type: QD 000 P40 CD; Serial: 1609
- Measurement SW: DASYS2, Version 52.6 (1); SEMCAD X Version 14.4.2 (2595)

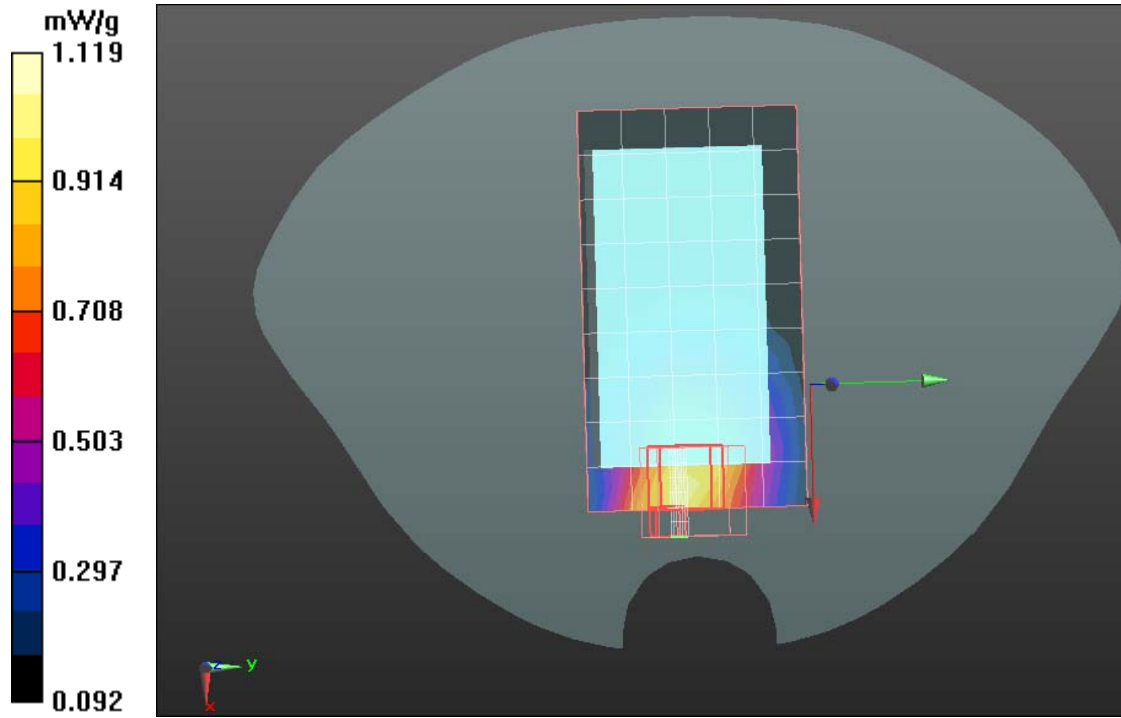
GSM 850/GSM850 Body Down Low CH128/Area Scan (6x10x1):

Measurement grid: dx=15mm, dy=15mm

GSM 850/GSM850 Body Down Low CH128/Zoom Scan (7x7x7)/Cube 0:

Measurement grid: dx=5mm, dy=5mm, dz=5mm

SAR(1 g) = 0.495 mW/g; SAR(10 g) = 0.384 mW/g





Test Laboratory: Compliance Certification Services Inc.

Date: June 21, 2011

GSM 850-Body Middle CH189

DUT: GSM Mobile Phone; Type: P100; Serial: 355037011659987

Communication System: Generic GSM; Communication System Band: GSM 850 (824.0 - 849.0 MHz); Frequency: 836.6 MHz; Communication System PAR: 9.191 dB
Medium parameters used (interpolated): $f = 836.6$ MHz; $\sigma = 0.96$ mho/m; $\epsilon_r = 55.858$; $\rho = 1000$ kg/m³

Phantom section: Flat Section

Measurement Standard: DASYS (IEEE/IEC/ANSI C63.19-2007)

DASY5 Configuration:

- Probe: EX3DV4 - SN3755; ConvF(9.07, 9.07, 9.07); Calibrated: 1/20/2011
- Sensor-Surface: 2.5mm (Mechanical Surface Detection), Sensor-Surface: 4mm (Mechanical Surface Detection)
- Electronics: DAE4 Sn1245; Calibrated: 1/11/2011
- Phantom: Twin SAM Phantom; Type: QD 000 P40 CD; Serial: 1609
- Measurement SW: DASYS2, Version 52.6 (1); SEMCAD X Version 14.4.2 (2595)

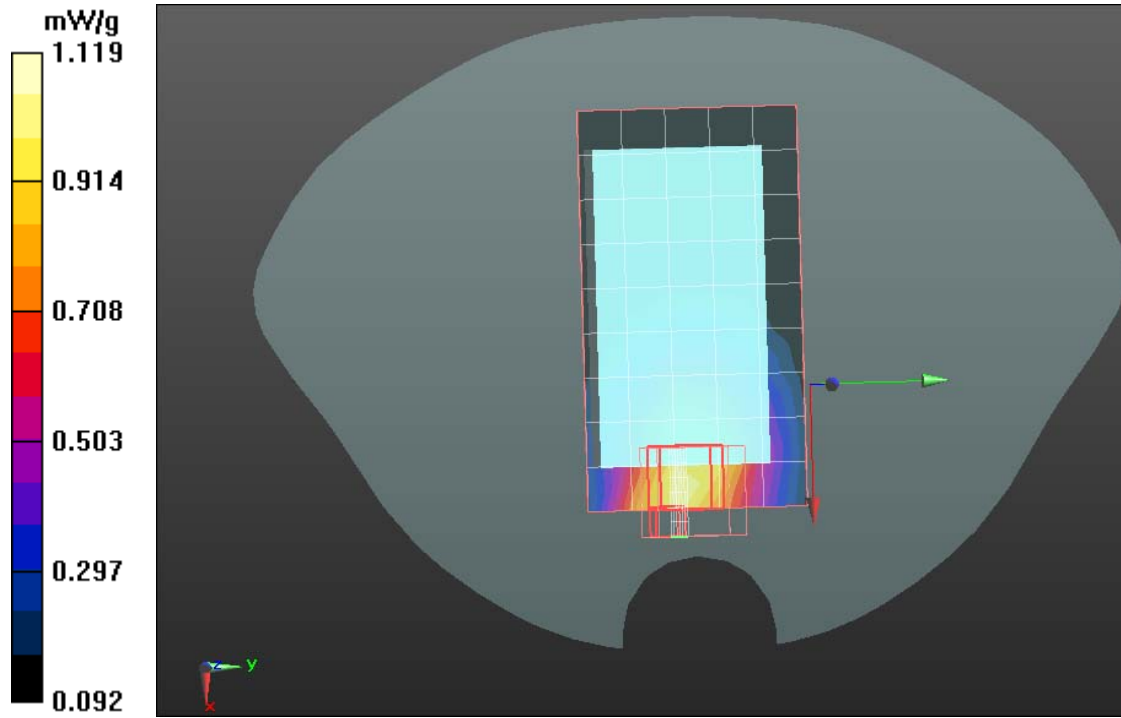
GSM 850/GSM850 Body Down Middle CH189/Area Scan (6x10x1):

Measurement grid: dx=15mm, dy=15mm

GSM 850/GSM850 Body Down Middle CH189/Zoom Scan (7x7x7)/Cube

0: Measurement grid: dx=5mm, dy=5mm, dz=5mm

SAR(1 g) = 0.487 mW/g; SAR(10 g) = 0.359 mW/g





Test Laboratory: Compliance Certification Services Inc.

Date: June 21, 2011

GSM 850-Body High CH251

DUT: GSM Mobile Phone; Type: P100; Serial: 355037011659987

Communication System: Generic GSM; Communication System Band: GSM 850 (824.0 - 849.0 MHz); Frequency: 848.8 MHz; Communication System PAR: 9.191 dB
Medium parameters used (interpolated): $f = 848.8$ MHz; $\sigma = 0.96$ mho/m; $\epsilon_r = 55.858$; $\rho = 1000$ kg/m³

Phantom section: Flat Section

Measurement Standard: DASYS (IEEE/IEC/ANSI C63.19-2007)

DASY5 Configuration:

- Probe: EX3DV4 - SN3755; ConvF(9.07, 9.07, 9.07); Calibrated: 1/20/2011
- Sensor-Surface: 2.5mm (Mechanical Surface Detection), Sensor-Surface: 4mm (Mechanical Surface Detection)
- Electronics: DAE4 Sn1245; Calibrated: 1/11/2011
- Phantom: Twin SAM Phantom; Type: QD 000 P40 CD; Serial: 1609
- Measurement SW: DASYS2, Version 52.6 (1); SEMCAD X Version 14.4.2 (2595)

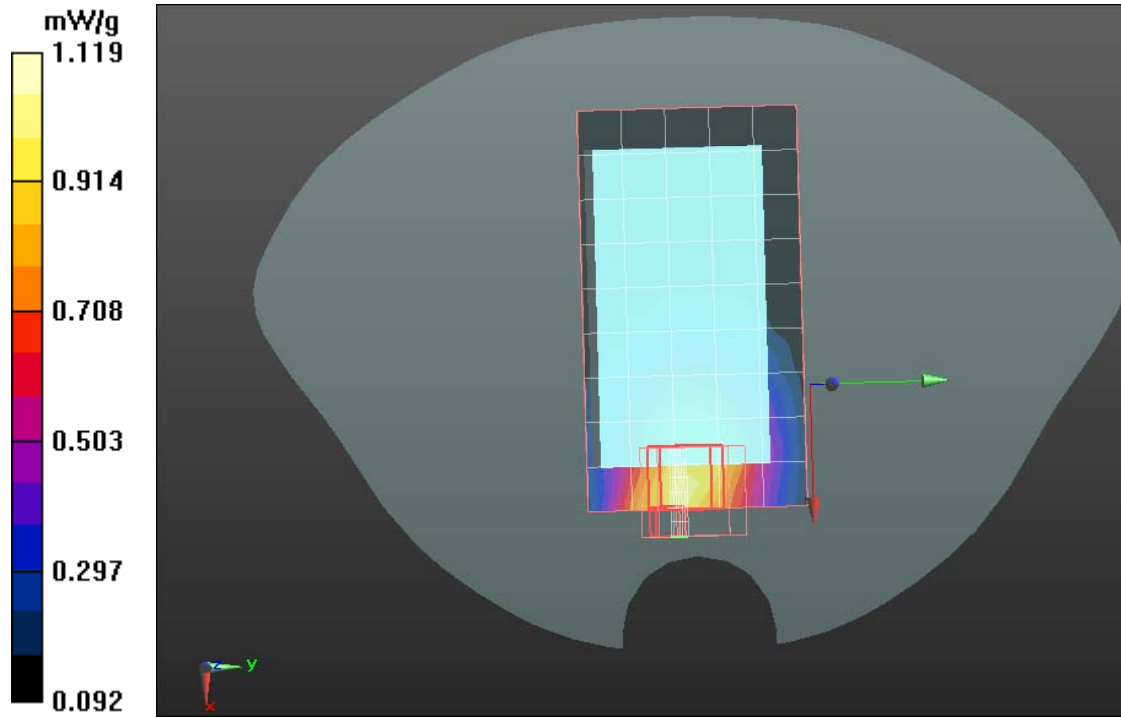
GSM 850/GSM850 Body Down High CH251/Area Scan (6x10x1):

Measurement grid: dx=15mm, dy=15mm

GSM 850/GSM850 Body Down High CH251/Zoom Scan (7x7x7)/Cube 0:

Measurement grid: dx=5mm, dy=5mm, dz=5mm

SAR(1 g) = 0.479 mW/g; SAR(10 g) = 0.368 mW/g





GSM 850-Right Head

DUT: GSM Mobile Phone; Type: P100; Serial: 355037011659987

Communication System: Generic GSM; Communication System Band: GSM 850 (824.0 - 849.0 MHz); Frequency: 824.2 MHz; Communication System PAR: 9.191 dB
Medium parameters used (interpolated): $f = 824.2$ MHz; $\sigma = 0.89$ mho/m; $\epsilon_r = 41.478$; $\rho = 1000$ kg/m³

Phantom section: Right Section

Measurement Standard: DASY5 (IEEE/IEC/ANSI C63.19-2007)

DASY5 Configuration:

- Probe: EX3DV4 - SN3755; ConvF(8.99, 8.99, 8.99); Calibrated: 1/20/2011
- Sensor-Surface: 2.5mm (Mechanical Surface Detection)
- Electronics: DAE4 Sn1245; Calibrated: 1/11/2011
- Phantom: Twin SAM Phantom; Type: QD 000 P40 CD; Serial: 1609
- Measurement SW: DASY52, Version 52.6 (1); SEMCAD X Version 14.4.2 (2595)

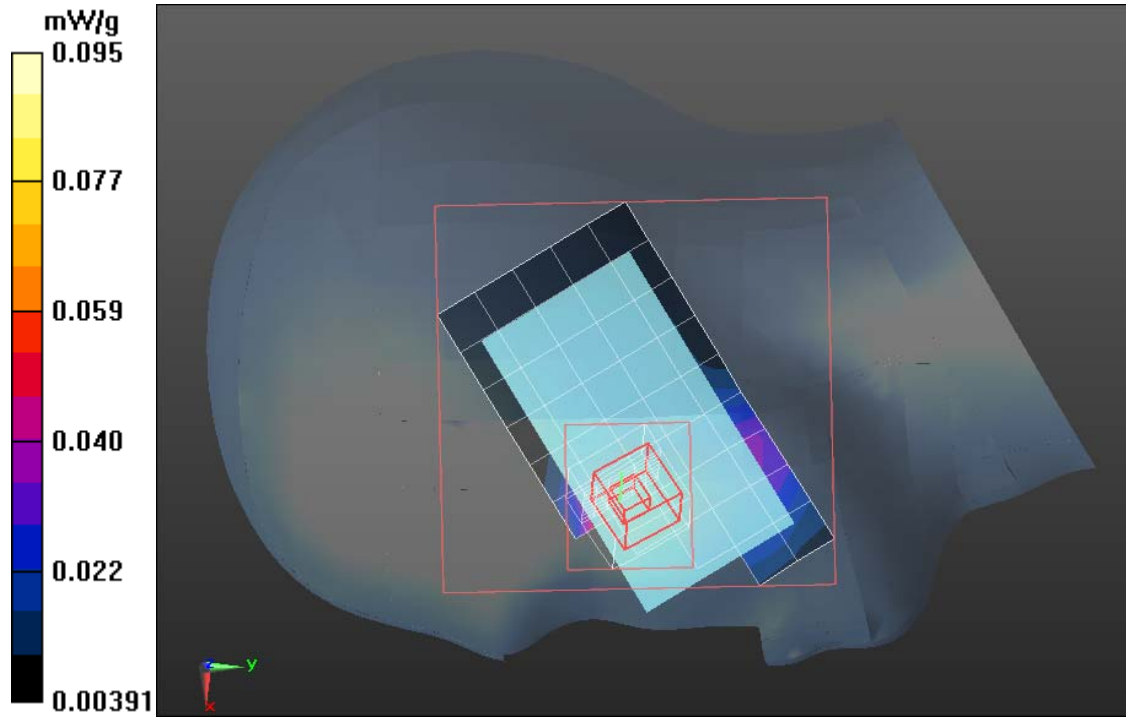
GSM850/Right Head Cheek Low CH128/Area Scan (6x10x1):

Measurement grid: dx=15mm, dy=15mm

GSM850/Right Head Cheek Low CH128/Zoom Scan (7x7x9)/Cube 0:

Measurement grid: dx=5mm, dy=5mm, dz=3mm

SAR(1 g) = 0.482 mW/g; SAR(10 g) = 0.354 mW/g





Test Laboratory: Compliance Certification Services Inc.

Date: June 21, 2011.

GSM 850-Right Head

DUT: GSM Mobile Phone; Type: P100; Serial: 355037011659987

Communication System: Generic GSM; Communication System Band: GSM 850 (824.0 - 849.0 MHz); Frequency: 836.6 MHz; Communication System PAR: 9.191 dB
Medium parameters used (interpolated): $f = 836.6$ MHz; $\sigma = 0.89$ mho/m; $\epsilon_r = 41.478$; $\rho = 1000$ kg/m³

Phantom section: Right Section

Measurement Standard: DASYS (IEEE/IEC/ANSI C63.19-2007)

DASY5 Configuration:

- Probe: EX3DV4 - SN3755; ConvF(8.99, 8.99, 8.99); Calibrated: 1/20/2011
- Sensor-Surface: 2.5mm (Mechanical Surface Detection)
- Electronics: DAE4 Sn1245; Calibrated: 1/11/2011
- Phantom: Twin SAM Phantom; Type: QD 000 P40 CD; Serial: 1609
- Measurement SW: DASYS2, Version 52.6 (1); SEMCAD X Version 14.4.2 (2595)

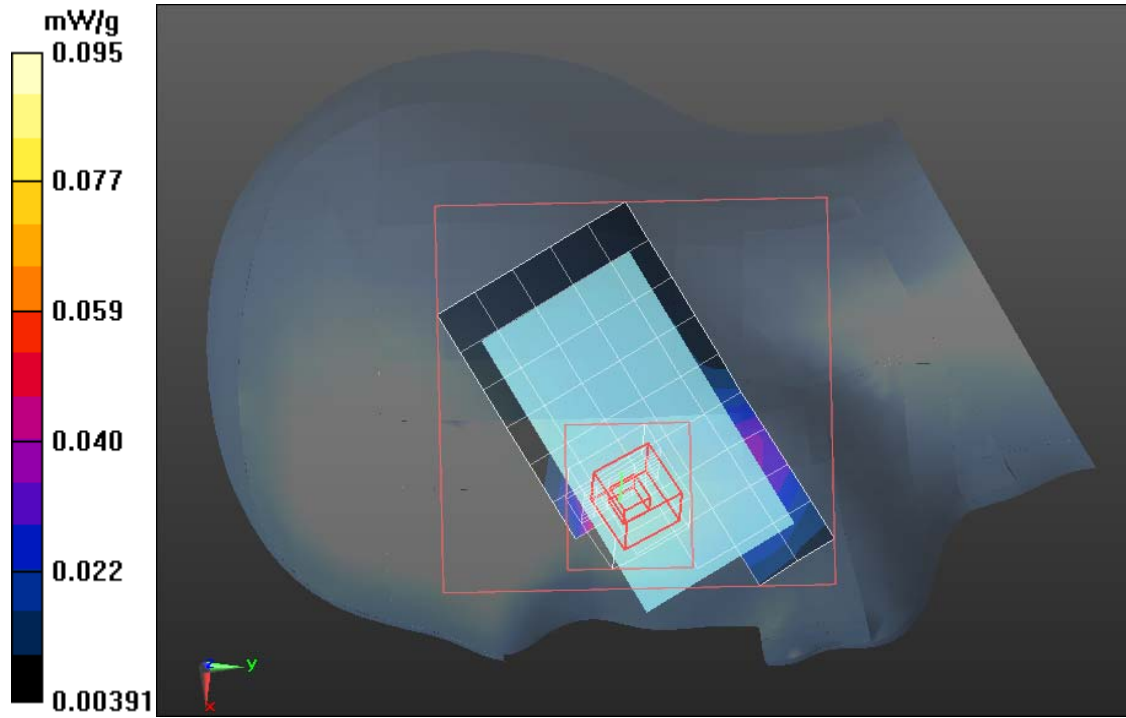
GSM850/Right Head Cheek Middle CH189/Area Scan (6x10x1):

Measurement grid: dx=15mm, dy=15mm

GSM850/Right Head Cheek Middle CH189/Zoom Scan (7x7x9)/Cube 0:

Measurement grid: dx=5mm, dy=5mm, dz=3mm

SAR(1 g) = 0.479 mW/g; SAR(10 g) = 0.347 mW/g





Test Laboratory: Compliance Certification Services Inc.

Date: June 21, 2011.

GSM 850-Right Head

DUT: GSM Mobile Phone; Type: P100; Serial: 355037011659987

Communication System: Generic GSM; Communication System Band: GSM 850 (824.0 - 849.0 MHz); Frequency: 848.8 MHz; Communication System PAR: 9.191 dB
Medium parameters used (interpolated): $f = 848.8$ MHz; $\sigma = 0.89$ mho/m; $\epsilon_r = 41.478$; $\rho = 1000$ kg/m³

Phantom section: Right Section

Measurement Standard: DASYS (IEEE/IEC/ANSI C63.19-2007)

DASY5 Configuration:

- Probe: EX3DV4 - SN3755; ConvF(8.99, 8.99, 8.99); Calibrated: 1/20/2011
- Sensor-Surface: 2.5mm (Mechanical Surface Detection)
- Electronics: DAE4 Sn1245; Calibrated: 1/11/2011
- Phantom: Twin SAM Phantom; Type: QD 000 P40 CD; Serial: 1609
- Measurement SW: DASYS2, Version 52.6 (1); SEMCAD X Version 14.4.2 (2595)

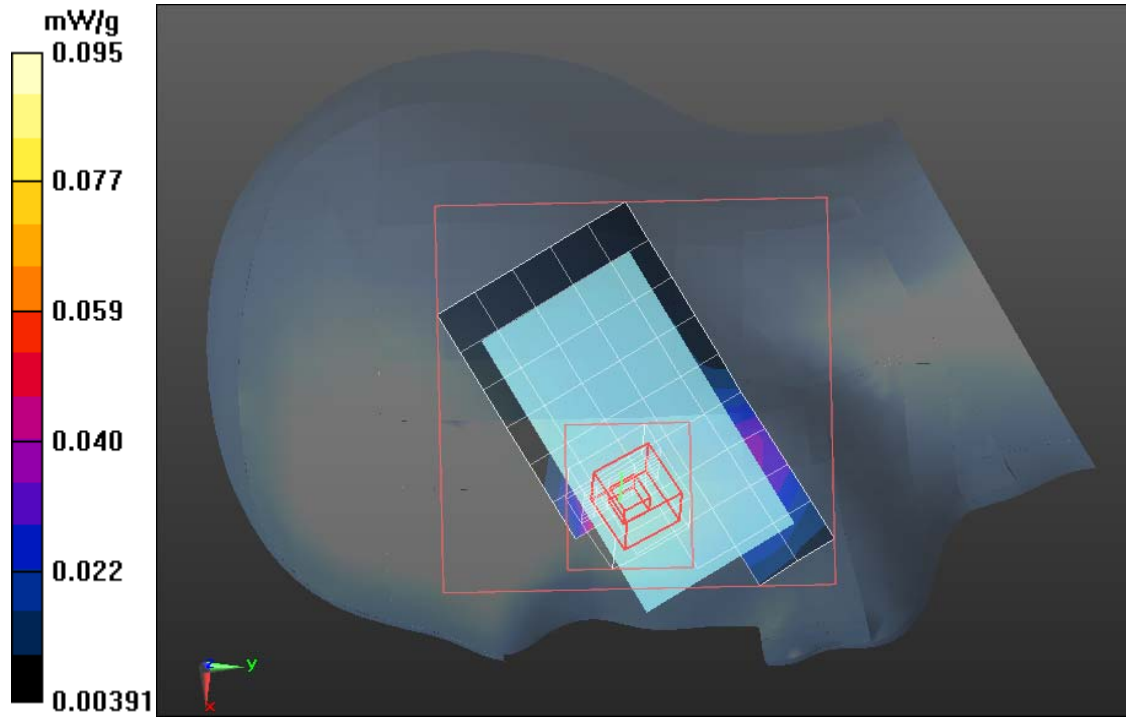
GSM850/Right Head Cheek High CH251/Area Scan (6x10x1):

Measurement grid: dx=15mm, dy=15mm

GSM850/Right Head Cheek High CH251/Zoom Scan (7x7x9)/Cube 0:

Measurement grid: dx=5mm, dy=5mm, dz=3mm

SAR(1 g) = 0.481 mW/g; SAR(10 g) = 0.362 mW/g





Test Laboratory: Compliance Certification Services Inc.

Date: June 21, 2011.

GSM 850-Left Head

DUT: GSM Mobile Phone; Type: P100; Serial: 355037011659987

Communication System: Generic GSM; Communication System Band: GSM 850 (824.0 - 849.0 MHz); Frequency: 824.2 MHz; Communication System PAR: 9.191 dB
Medium parameters used (interpolated): $f = 824.2$ MHz; $\sigma = 0.89$ mho/m; $\epsilon_r = 41.478$; $\rho = 1000$ kg/m³

Phantom section: Left Section

Measurement Standard: DASYS (IEEE/IEC/ANSI C63.19-2007)

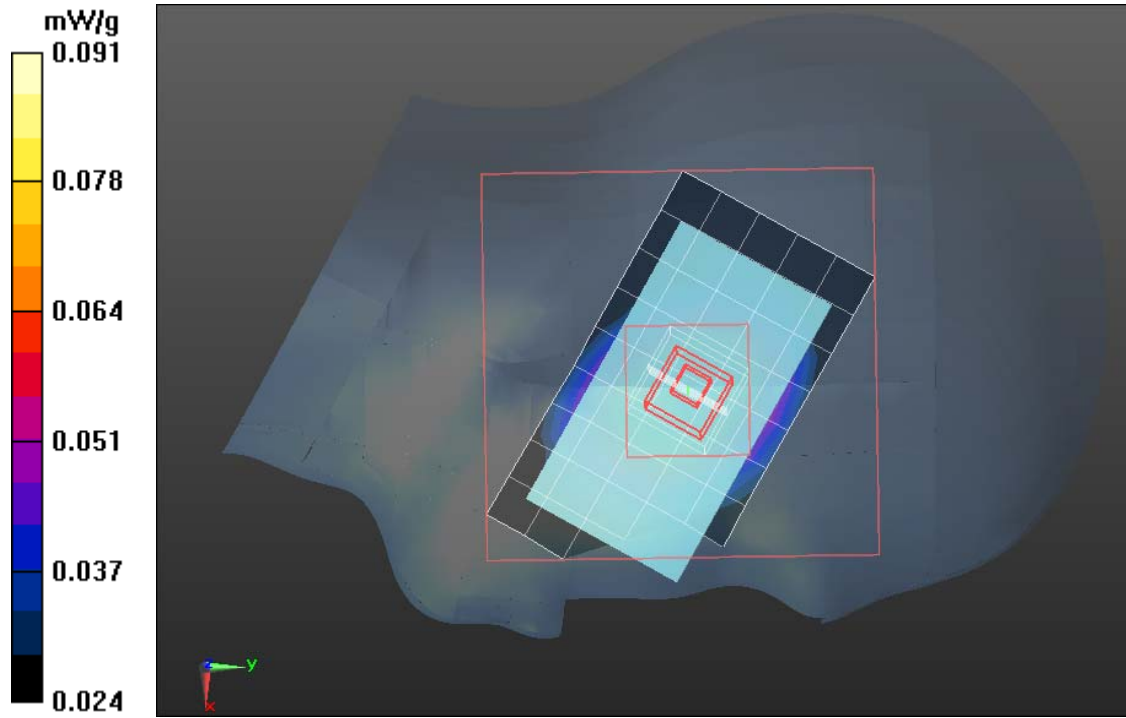
DASY5 Configuration:

- Probe: EX3DV4 - SN3755; ConvF(8.99, 8.99, 8.99); Calibrated: 1/20/2011
- Sensor-Surface: 2.5mm (Mechanical Surface Detection)
- Electronics: DAE4 Sn1245; Calibrated: 1/11/2011
- Phantom: Twin SAM Phantom; Type: QD 000 P40 CD; Serial: 1609
- Measurement SW: DASYS2, Version 52.6 (1); SEMCAD X Version 14.4.2 (2595)

GSM850/Left Head Cheek Low CH128/Area Scan (6x10x1): Measurement grid: dx=15mm, dy=15mm

GSM850/Left Head Cheek Low CH128/Zoom Scan (7x7x9)/Cube 0: Measurement grid: dx=5mm, dy=5mm, dz=3mm

SAR(1 g) = 0.451mW/g; SAR(10 g) = 0.327 mW/g





GSM 850-Left Head

DUT: GSM Mobile Phone; Type: P100; Serial: 355037011659987

Communication System: Generic GSM; Communication System Band: GSM 850 (824.0 - 849.0 MHz); Frequency: 836.6 MHz; Communication System PAR: 9.191 dB
Medium parameters used (interpolated): $f = 836.6$ MHz; $\sigma = 0.89$ mho/m; $\epsilon_r = 41.478$; $\rho = 1000$ kg/m³

Phantom section: Left Section

Measurement Standard: DASYS (IEEE/IEC/ANSI C63.19-2007)

DASY5 Configuration:

- Probe: EX3DV4 - SN3755; ConvF(8.99, 8.99, 8.99); Calibrated: 1/20/2011
- Sensor-Surface: 2.5mm (Mechanical Surface Detection)
- Electronics: DAE4 Sn1245; Calibrated: 1/11/2011
- Phantom: Twin SAM Phantom; Type: QD 000 P40 CD; Serial: 1609
- Measurement SW: DASYS2, Version 52.6 (1); SEMCAD X Version 14.4.2 (2595)

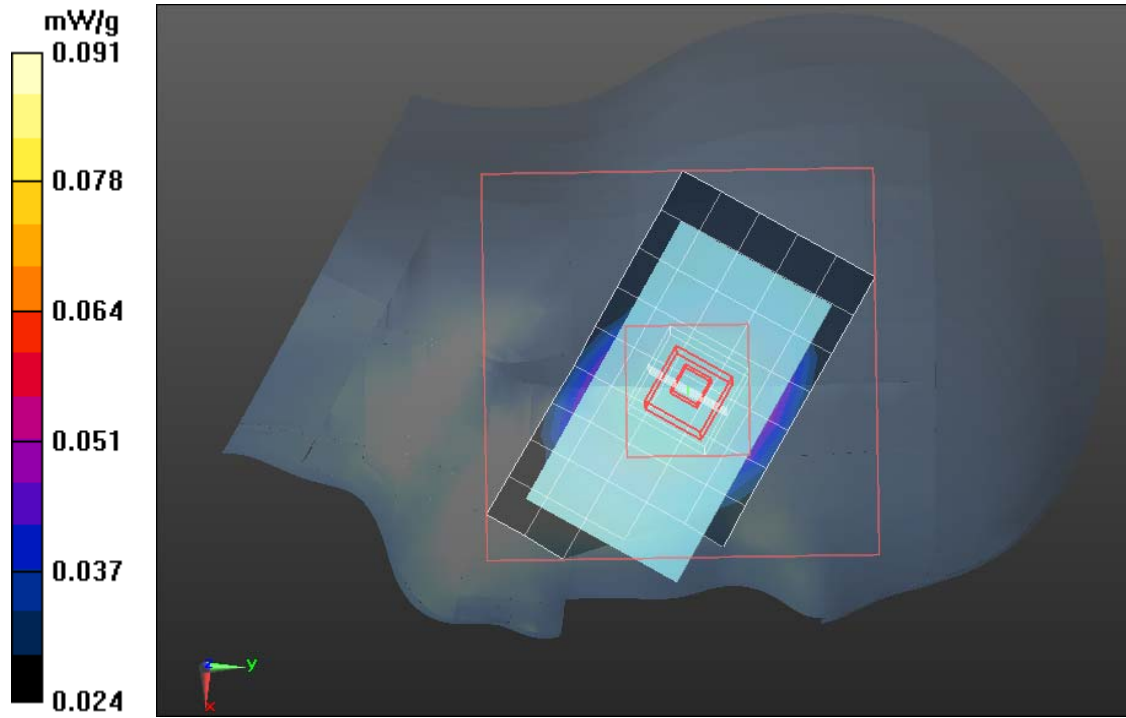
GSM850/Left Head Cheek Middle CH189/Area Scan (6x10x1):

Measurement grid: dx=15mm, dy=15mm

GSM850/Left Head Cheek Middle CH189/Zoom Scan (7x7x9)/Cube 0:

Measurement grid: dx=5mm, dy=5mm, dz=3mm

SAR(1 g) = 0.462 mW/g; SAR(10 g) = 0.365 mW/g





Test Laboratory: Compliance Certification Services Inc.

Date: June 21, 2011.

GSM 850-Left Head

DUT: GSM Mobile Phone; Type: P100; Serial: 355037011659987

Communication System: Generic GSM; Communication System Band: GSM 850 (824.0 - 849.0 MHz); Frequency: 848.8 MHz; Communication System PAR: 9.191 dB
Medium parameters used (interpolated): $f = 848.8$ MHz; $\sigma = 0.89$ mho/m; $\epsilon_r = 41.478$; $\rho = 1000$ kg/m³

Phantom section: Left Section

Measurement Standard: DASYS (IEEE/IEC/ANSI C63.19-2007)

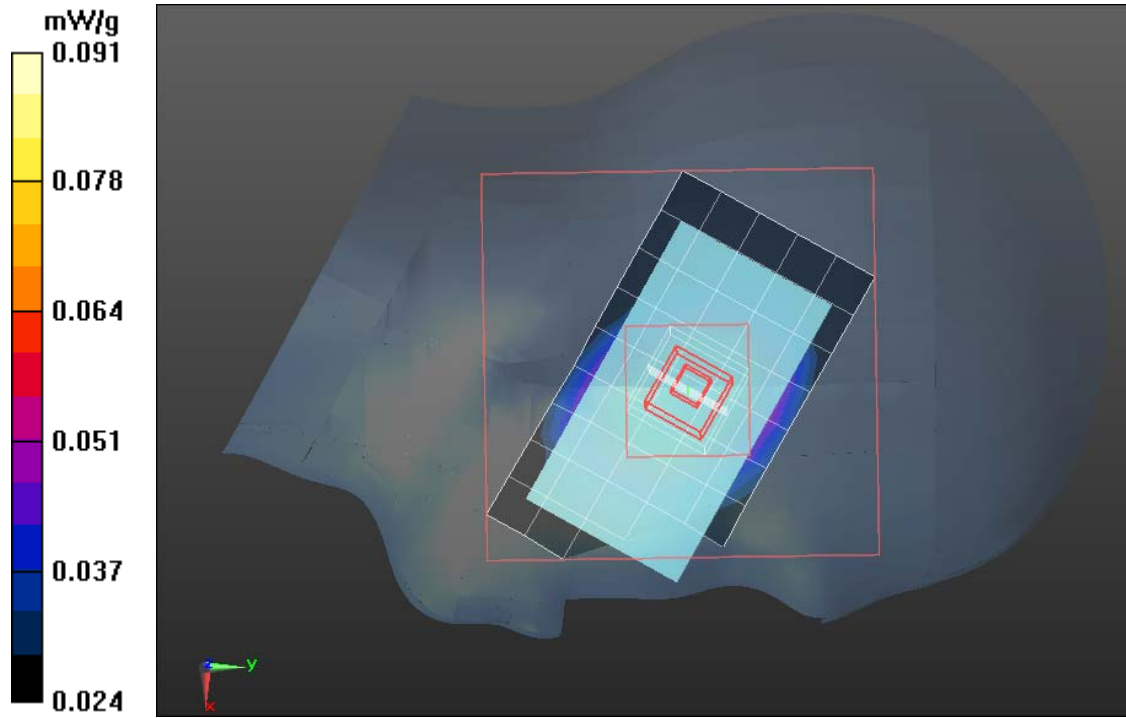
DASY5 Configuration:

- Probe: EX3DV4 - SN3755; ConvF(8.99, 8.99, 8.99); Calibrated: 1/20/2011
- Sensor-Surface: 2.5mm (Mechanical Surface Detection)
- Electronics: DAE4 Sn1245; Calibrated: 1/11/2011
- Phantom: Twin SAM Phantom; Type: QD 000 P40 CD; Serial: 1609
- Measurement SW: DASYS2, Version 52.6 (1); SEMCAD X Version 14.4.2 (2595)

GSM850/Left Head Cheek High CH251/Area Scan (6x10x1): Measurement grid: dx=15mm, dy=15mm

GSM850/Left Head Cheek High CH251/Zoom Scan (7x7x9)/Cube 0: Measurement grid: dx=5mm, dy=5mm, dz=3mm

SAR(1 g) = 0.455 mW/g; SAR(10 g) = 0.378 mW/g





Test Laboratory: Compliance Certification Services Inc.

Date: June 21, 2011.

GSM 850-Right Head

DUT: GSM Mobile Phone; Type: P100; Serial: 355037011659987

Communication System: Generic GSM; Communication System Band: GSM 850 (824.0 - 849.0 MHz); Frequency: 824.2 MHz; Communication System PAR: 9.191 dB
Medium parameters used (interpolated): $f = 824.2$ MHz; $\sigma = 0.89$ mho/m; $\epsilon_r = 41.478$; $\rho = 1000$ kg/m³

Phantom section: Right Section

Measurement Standard: DASYS (IEEE/IEC/ANSI C63.19-2007)

DASY5 Configuration:

- Probe: EX3DV4 - SN3755; ConvF(8.99, 8.99, 8.99); Calibrated: 1/20/2011
- Sensor-Surface: 2.5mm (Mechanical Surface Detection)
- Electronics: DAE4 Sn1245; Calibrated: 1/11/2011
- Phantom: Twin SAM Phantom; Type: QD 000 P40 CD; Serial: 1609
- Measurement SW: DASYS2, Version 52.6 (1); SEMCAD X Version 14.4.2 (2595)

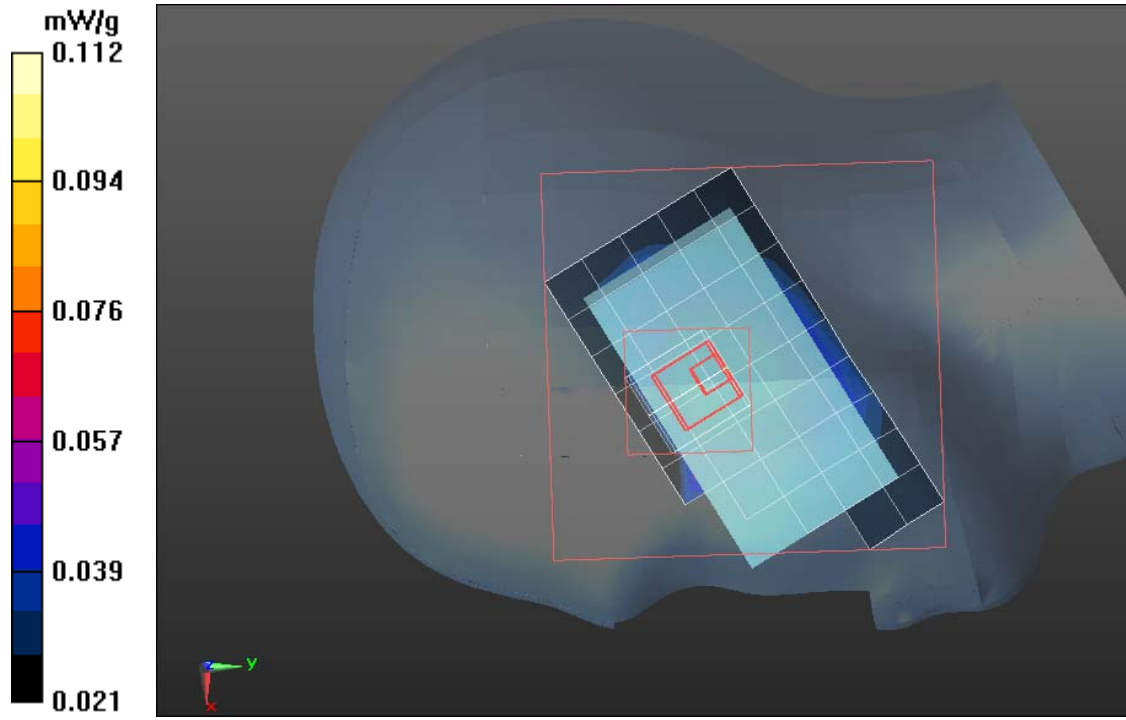
GSM850/Right Head Tilted Low CH128/Area Scan (6x10x1):

Measurement grid: dx=15mm, dy=15mm

GSM850/Right Head Tilted Low CH128/Zoom Scan (7x7x9)/Cube 0:

Measurement grid: dx=5mm, dy=5mm, dz=3mm

SAR(1 g) = 0.470 mW/g; SAR(10 g) = 0.374 mW/g





Test Laboratory: Compliance Certification Services Inc.

Date: June 21, 2011.

GSM 850-Right Head

DUT: GSM Mobile Phone; Type: P100; Serial: 355037011659987

Communication System: Generic GSM; Communication System Band: GSM 850 (824.0 - 849.0 MHz); Frequency: 836.6 MHz; Communication System PAR: 9.191 dB
Medium parameters used (interpolated): $f = 836.6$ MHz; $\sigma = 0.89$ mho/m; $\epsilon_r = 41.478$; $\rho = 1000$ kg/m³

Phantom section: Right Section

Measurement Standard: DASYS (IEEE/IEC/ANSI C63.19-2007)

DASY5 Configuration:

- Probe: EX3DV4 - SN3755; ConvF(8.99, 8.99, 8.99); Calibrated: 1/20/2011
- Sensor-Surface: 2.5mm (Mechanical Surface Detection)
- Electronics: DAE4 Sn1245; Calibrated: 1/11/2011
- Phantom: Twin SAM Phantom; Type: QD 000 P40 CD; Serial: 1609
- Measurement SW: DASYS2, Version 52.6 (1); SEMCAD X Version 14.4.2 (2595)

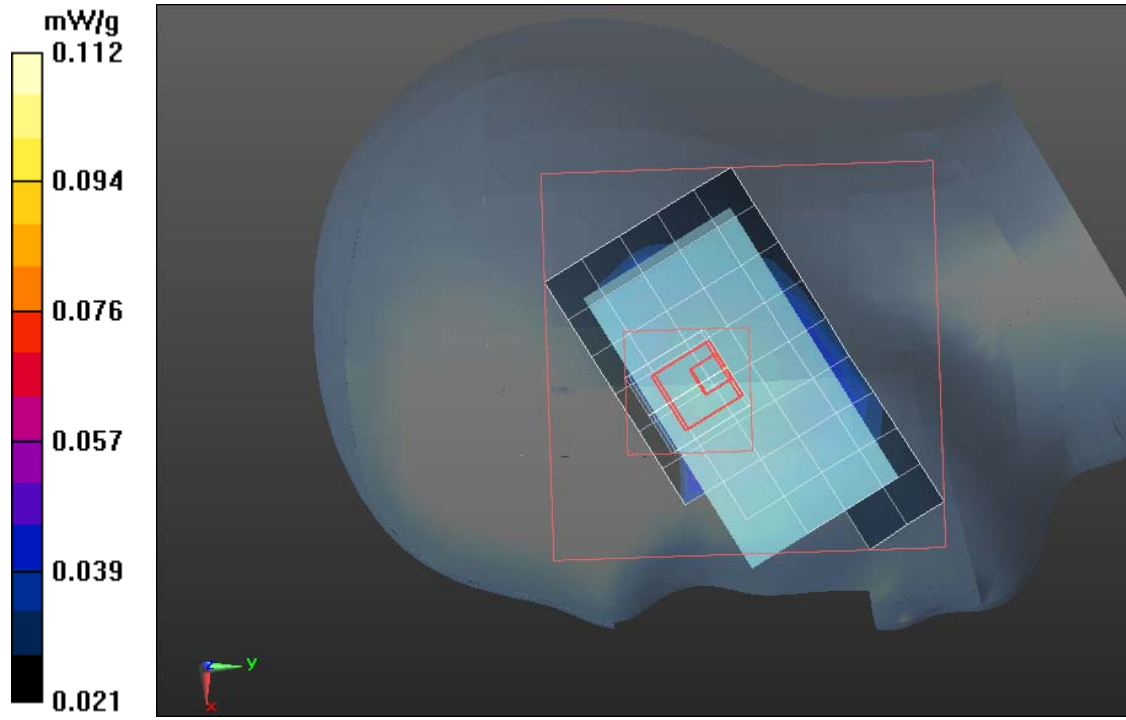
GSM850/Right Head Tilted Middle CH189/Area Scan (6x10x1):

Measurement grid: dx=15mm, dy=15mm

GSM850/Right Head Tilted Middle CH189/Zoom Scan (7x7x9)/Cube 0:

Measurement grid: dx=5mm, dy=5mm, dz=3mm

SAR(1 g) = 0.481 mW/g; SAR(10 g) = 0.374 mW/g





Test Laboratory: Compliance Certification Services Inc.

Date: June 21, 2011.

GSM 850-Right Head

DUT: GSM Mobile Phone; Type: P100; Serial: 355037011659987

Communication System: Generic GSM; Communication System Band: GSM 850 (824.0 - 849.0 MHz); Frequency: 848.8 MHz; Communication System PAR: 9.191 dB
Medium parameters used (interpolated): $f = 848.8$ MHz; $\sigma = 0.89$ mho/m; $\epsilon_r = 41.478$; $\rho = 1000$ kg/m³

Phantom section: Right Section

Measurement Standard: DASYS (IEEE/IEC/ANSI C63.19-2007)

DASY5 Configuration:

- Probe: EX3DV4 - SN3755; ConvF(8.99, 8.99, 8.99); Calibrated: 1/20/2011
- Sensor-Surface: 2.5mm (Mechanical Surface Detection)
- Electronics: DAE4 Sn1245; Calibrated: 1/11/2011
- Phantom: Twin SAM Phantom; Type: QD 000 P40 CD; Serial: 1609
- Measurement SW: DASYS2, Version 52.6 (1); SEMCAD X Version 14.4.2 (2595)

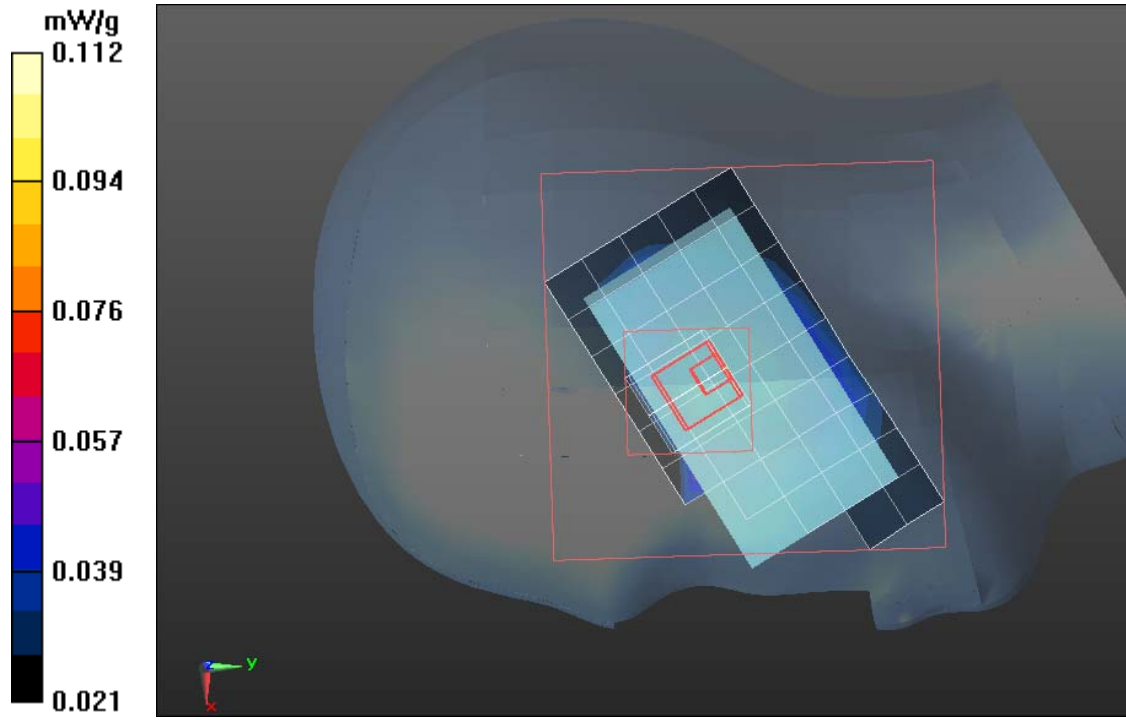
GSM850/Right Head Tilted High CH251/Area Scan (6x10x1):

Measurement grid: dx=15mm, dy=15mm

GSM850/Right Head Tilted High CH251/Zoom Scan (7x7x9)/Cube 0:

Measurement grid: dx=5mm, dy=5mm, dz=3mm

SAR(1 g) = 0.474 mW/g; SAR(10 g) = 0398 mW/g





Test Laboratory: Compliance Certification Services Inc.

Date: June 21, 2011.

GSM 850-Left Head

DUT: GSM Mobile Phone; Type: P100; Serial: 355037011659987

Communication System: Generic GSM; Communication System Band: GSM 850 (824.0 - 849.0 MHz); Frequency: 824.2 MHz; Communication System PAR: 9.191 dB
Medium parameters used (interpolated): $f = 824.2$ MHz; $\sigma = 0.89$ mho/m; $\epsilon_r = 41.478$; $\rho = 1000$ kg/m³

Phantom section: Left Section

Measurement Standard: DASYS (IEEE/IEC/ANSI C63.19-2007)


DASY5 Configuration:

- Probe: EX3DV4 - SN3755; ConvF(8.99, 8.99, 8.99); Calibrated: 1/20/2011
- Sensor-Surface: 2.5mm (Mechanical Surface Detection)
- Electronics: DAE4 Sn1245; Calibrated: 1/11/2011
- Phantom: Twin SAM Phantom; Type: QD 000 P40 CD; Serial: 1609
- Measurement SW: DASYS2, Version 52.6 (1); SEMCAD X Version 14.4.2 (2595)

GSM850/Left Head Tilted Low CH128/Area Scan (6x10x1): Measurement grid: dx=15mm, dy=15mm

GSM850/Left Head Tilted Low CH128/Zoom Scan (7x7x9)/Cube 0: Measurement grid: dx=5mm, dy=5mm, dz=3mm

SAR(1 g) = 0.489 mW/g; SAR(10 g) = 0.355 mW/g





Test Laboratory: Compliance Certification Services Inc.

Date: June 21, 2011.

GSM 850-Left Head

DUT: GSM Mobile Phone; Type: P100; Serial: 355037011659987

Communication System: Generic GSM; Communication System Band: GSM 850 (824.0 - 849.0 MHz); Frequency: 836.6 MHz; Communication System PAR: 9.191 dB
Medium parameters used (interpolated): $f = 836.6$ MHz; $\sigma = 0.89$ mho/m; $\epsilon_r = 41.478$; $\rho = 1000$ kg/m³

Phantom section: Left Section

Measurement Standard: DASYS (IEEE/IEC/ANSI C63.19-2007)

DASY5 Configuration:

- Probe: EX3DV4 - SN3755; ConvF(8.99, 8.99, 8.99); Calibrated: 1/20/2011
- Sensor-Surface: 2.5mm (Mechanical Surface Detection)
- Electronics: DAE4 Sn1245; Calibrated: 1/11/2011
- Phantom: Twin SAM Phantom; Type: QD 000 P40 CD; Serial: 1609
- Measurement SW: DASYS2, Version 52.6 (1); SEMCAD X Version 14.4.2 (2595)


GSM850/Left Head Tilted Middle CH189/Area Scan (6x10x1):

Measurement grid: dx=15mm, dy=15mm

GSM850/Left Head Tilted Middle CH189/Zoom Scan (7x7x9)/Cube 0:

Measurement grid: dx=5mm, dy=5mm, dz=3mm

SAR(1 g) = 0.482 mW/g; SAR(10 g) = 0.365 mW/g





Test Laboratory: Compliance Certification Services Inc.

Date: June 21, 2011.

GSM 850-Left Head

DUT: GSM Mobile Phone; Type: P100; Serial: 355037011659987

Communication System: Generic GSM; Communication System Band: GSM 850 (824.0 - 849.0 MHz); Frequency: 848.8 MHz; Communication System PAR: 9.191 dB
Medium parameters used (interpolated): $f = 848.8$ MHz; $\sigma = 0.89$ mho/m; $\epsilon_r = 41.478$; $\rho = 1000$ kg/m³

Phantom section: Left Section

Measurement Standard: DASYS (IEEE/IEC/ANSI C63.19-2007)


DASY5 Configuration:

- Probe: EX3DV4 - SN3755; ConvF(8.99, 8.99, 8.99); Calibrated: 1/20/2011
- Sensor-Surface: 2.5mm (Mechanical Surface Detection)
- Electronics: DAE4 Sn1245; Calibrated: 1/11/2011
- Phantom: Twin SAM Phantom; Type: QD 000 P40 CD; Serial: 1609
- Measurement SW: DASYS2, Version 52.6 (1); SEMCAD X Version 14.4.2 (2595)

GSM850/Left Head Tilted High CH251/Area Scan (6x10x1): Measurement grid: dx=15mm, dy=15mm

GSM850/Left Head Tilted High CH251/Zoom Scan (7x7x9)/Cube 0: Measurement grid: dx=5mm, dy=5mm, dz=3mm

SAR(1 g) = 0.476 mW/g; SAR(10 g) = 0.369 mW/g





Test Laboratory: Compliance Certification Services Inc.

Date: June 21, 2011

GPRS 850-Body Low CH128

DUT: GSM Mobile Phone; Type: P100; Serial: 355037011659987

Communication System: Generic GSM; Communication System Band: GSM 850 (824.0 - 849.0 MHz); Frequency: 824.2 MHz; Communication System PAR: 9.191 dB
Medium parameters used (interpolated): $f = 824.2$ MHz; $\sigma = 0.96$ mho/m; $\epsilon_r = 55.858$; $\rho = 1000$ kg/m³

Phantom section: Flat Section

Measurement Standard: DASYS (IEEE/IEC/ANSI C63.19-2007)

DASY5 Configuration:

- Probe: EX3DV4 - SN3755; ConvF(9.07, 9.07, 9.07); Calibrated: 1/20/2011
- Sensor-Surface: 2.5mm (Mechanical Surface Detection)
- Electronics: DAE4 Sn1245; Calibrated: 1/11/2011
- Phantom: SAM with CRP; Type: SAM; Serial: 1609
- Measurement SW: DASYS2, Version 52.6 (1); SEMCAD X Version 14.4.2 (2595)

GPRS 850/GPRS850 Body Up Low CH128/Area Scan (6x10x1):

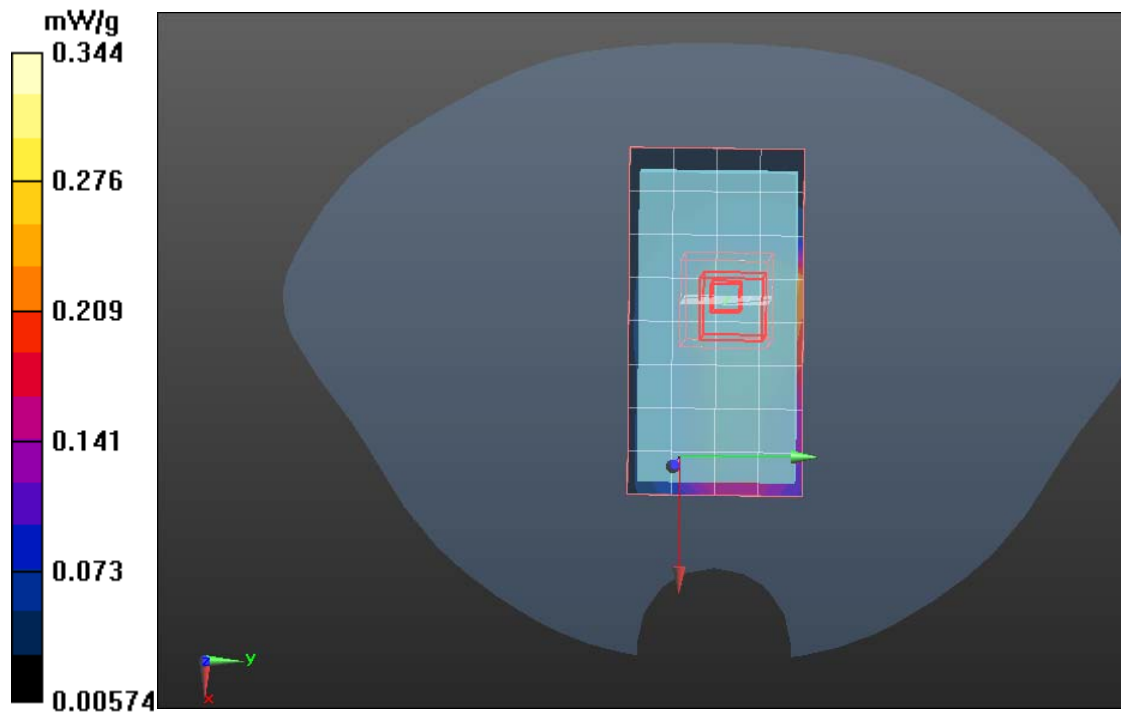
Measurement grid: dx=15mm, dy=15mm

GPRS 850/GPRS850 Body Up Low CH128/Zoom Scan (7x7x9)/Cube 0:

Measurement grid: dx=5mm, dy=5mm, dz=3mm

Reference Value = 8.815 V/m; Power Drift = -0.1dB

SAR(1 g) = 0.459 mW/g; SAR(10 g) = 0.381 mW/g





Test Laboratory: Compliance Certification Services Inc.

Date: June 21, 2011

GPRS 850-Body Middle CH189

DUT: GSM Mobile Phone; Type: P100; Serial: 355037011659987

Communication System: Generic GSM; Communication System Band: GSM 850 (824.0 - 849.0 MHz); Frequency: 836.6 MHz; Communication System PAR: 9.191 dB
Medium parameters used (interpolated): $f = 836.6$ MHz; $\sigma = 0.96$ mho/m; $\epsilon_r = 55.858$; $\rho = 1000$ kg/m³

Phantom section: Flat Section

Measurement Standard: DASYS (IEEE/IEC/ANSI C63.19-2007)

DASY5 Configuration:

- Probe: EX3DV4 - SN3755; ConvF(9.07, 9.07, 9.07); Calibrated: 1/20/2011
- Sensor-Surface: 2.5mm (Mechanical Surface Detection)
- Electronics: DAE4 Sn1245; Calibrated: 1/11/2011
- Phantom: SAM with CRP; Type: SAM; Serial: 1609
- Measurement SW: DASYS2, Version 52.6 (1); SEMCAD X Version 14.4.2 (2595)

GPRS 850/GPRS850 Body Up Middle CH189/Area Scan (6x10x1):

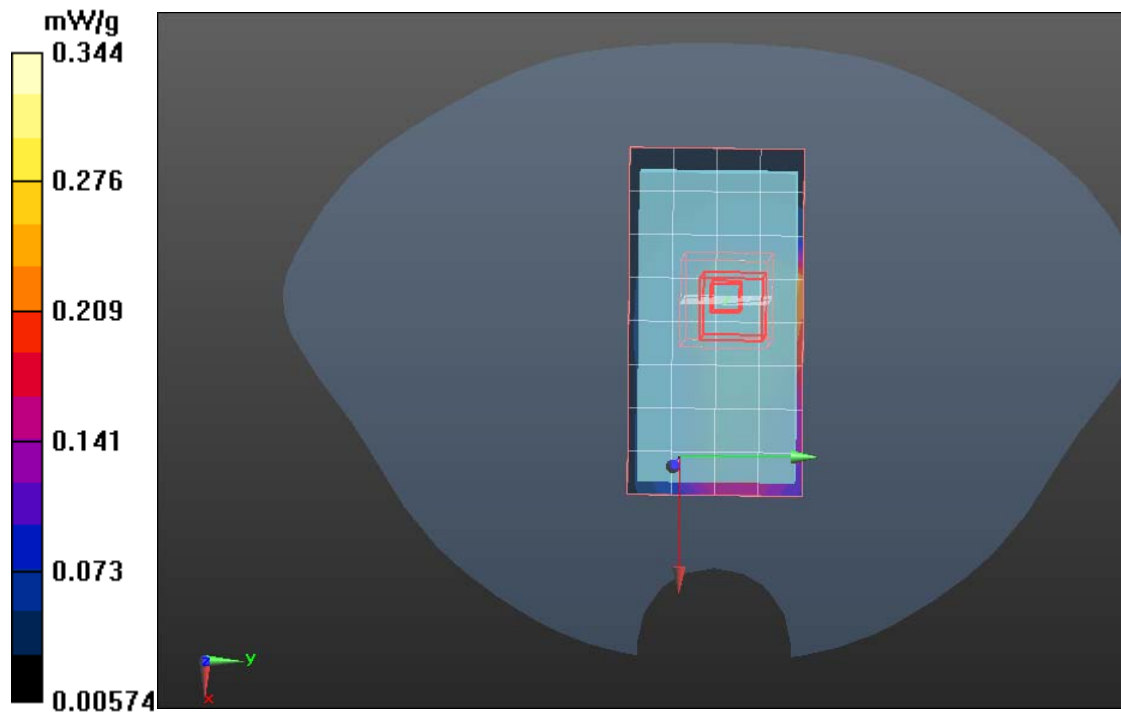
Measurement grid: dx=15mm, dy=15mm

GPRS 850/GPRS850 Body Up Middle CH189/Zoom Scan (7x7x9)/Cube

0: Measurement grid: dx=5mm, dy=5mm, dz=3mm

Reference Value = 8.677 V/m; Power Drift = -0.021 dB

SAR(1 g) = 0.464 mW/g; SAR(10 g) = 0.367 mW/g





Test Laboratory: Compliance Certification Services Inc.

Date: June 21, 2011

GPRS 850-Body High CH251

DUT: GSM Mobile Phone; Type: P100; Serial: 355037011659987

Communication System: Generic GSM; Communication System Band: GSM 850 (824.0 - 849.0 MHz); Frequency: 848.8 MHz; Communication System PAR: 9.191 dB
Medium parameters used (interpolated): $f = 848.8$ MHz; $\sigma = 0.96$ mho/m; $\epsilon_r = 55.858$; $\rho = 1000$ kg/m³

Phantom section: Flat Section

Measurement Standard: DASYS (IEEE/IEC/ANSI C63.19-2007)

DASY5 Configuration:

- Probe: EX3DV4 - SN3755; ConvF(9.07, 9.07, 9.07); Calibrated: 1/20/2011
- Sensor-Surface: 2.5mm (Mechanical Surface Detection)
- Electronics: DAE4 Sn1245; Calibrated: 1/11/2011
- Phantom: SAM with CRP; Type: SAM; Serial: 1609
- Measurement SW: DASYS2, Version 52.6 (1); SEMCAD X Version 14.4.2 (2595)

GPRS 850/GPRS850 Body Up High CH251/Area Scan (6x10x1):

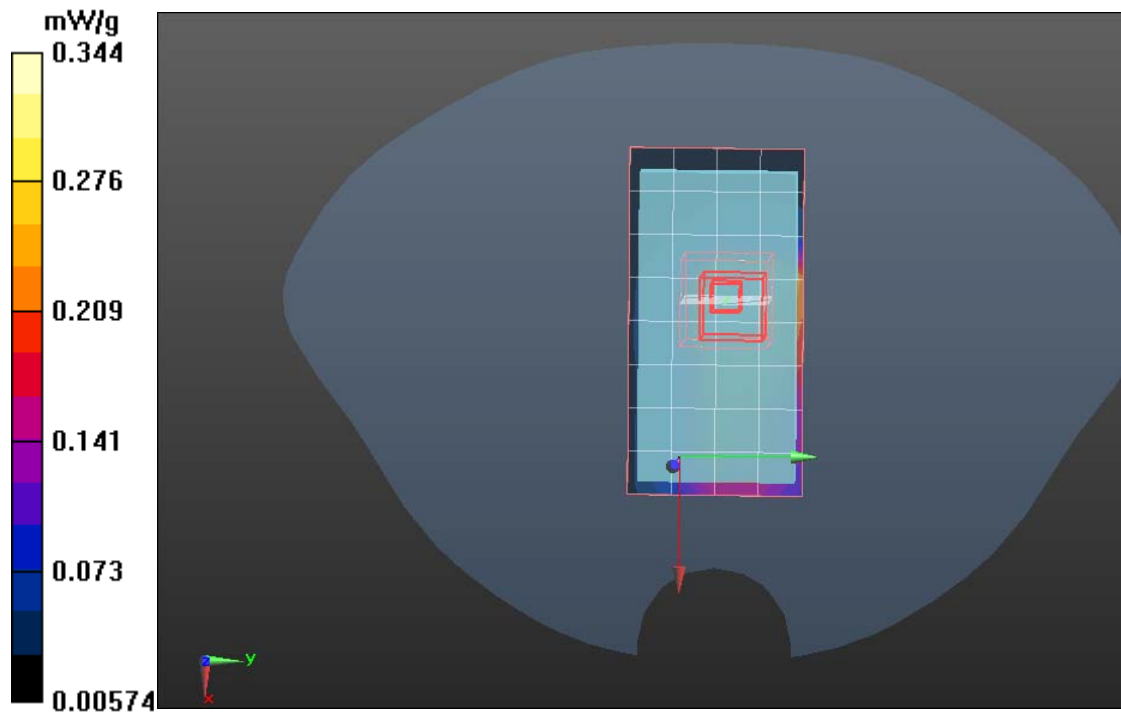
Measurement grid: dx=15mm, dy=15mm

GPRS 850/GPRS850 Body Up High CH251/Zoom Scan (7x7x9)/Cube 0:

Measurement grid: dx=5mm, dy=5mm, dz=3mm

Reference Value = 8.674V/m; Power Drift = -0.05dB

SAR(1 g) = 0.475 mW/g; SAR(10 g) = 0.368mW/g





Test Laboratory: Compliance Certification Services Inc.

Date: June 21, 2011

GPRS 850-Body Low CH128

DUT: GSM Mobile Phone; Type: P100; Serial: 355037011659987

Communication System: Generic GSM; Communication System Band: GSM 850 (824.0 - 849.0 MHz); Frequency: 824.2 MHz; Communication System PAR: 9.191 dB
Medium parameters used (interpolated): $f = 824.2$ MHz; $\sigma = 0.96$ mho/m; $\epsilon_r = 55.858$; $\rho = 1000$ kg/m³

Phantom section: Flat Section

Measurement Standard: DASYS (IEEE/IEC/ANSI C63.19-2007)

DASY5 Configuration:

- Probe: EX3DV4 - SN3755; ConvF(9.07, 9.07, 9.07); Calibrated: 1/20/2011
- Sensor-Surface: 2.5mm (Mechanical Surface Detection)
- Electronics: DAE4 Sn1245; Calibrated: 1/11/2011
- Phantom: SAM with CRP; Type: SAM; Serial: 1609
- Measurement SW: DASYS2, Version 52.6 (1); SEMCAD X Version 14.4.2 (2595)

GPRS 850/GPRS850 Body Down Low CH128/Area Scan (6x10x1):

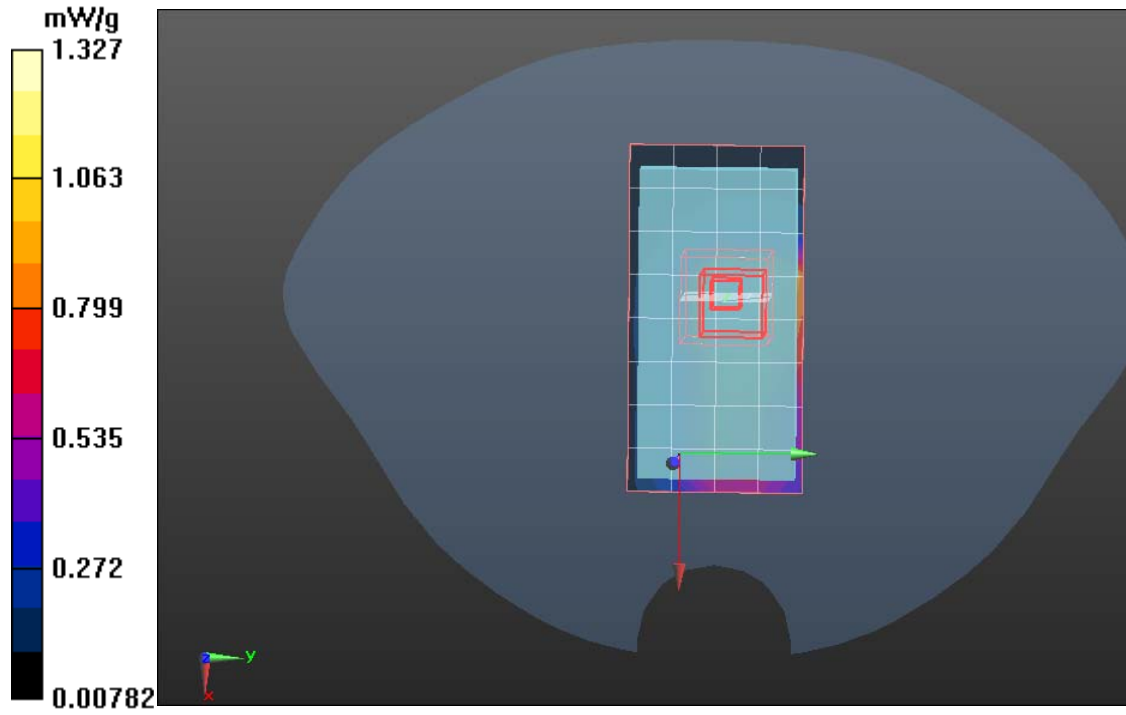
Measurement grid: dx=15mm, dy=15mm

GPRS 850/GPRS850 Body Down Low CH128/Zoom Scan (7x7x9)/Cube

0: Measurement grid: dx=5mm, dy=5mm, dz=3mm

Reference Value = 8.864 V/m; Power Drift = -0.006 dB

SAR(1 g) = 0.446 mW/g; SAR(10 g) = 0.363 mW/g





Test Laboratory: Compliance Certification Services Inc.

Date: June 21, 2011

GPRS 850-Body Middle CH189

DUT: GSM Mobile Phone; Type: P100; Serial: 355037011659987

Communication System: Generic GSM; Communication System Band: GSM 850 (824.0 - 849.0 MHz); Frequency: 836.6 MHz; Communication System PAR: 9.191 dB
Medium parameters used (interpolated): $f = 836.6$ MHz; $\sigma = 0.96$ mho/m; $\epsilon_r = 55.858$; $\rho = 1000$ kg/m³

Phantom section: Flat Section

Measurement Standard: DASYS (IEEE/IEC/ANSI C63.19-2007)

DASY5 Configuration:

- Probe: EX3DV4 - SN3755; ConvF(9.07, 9.07, 9.07); Calibrated: 1/20/2011
- Sensor-Surface: 2.5mm (Mechanical Surface Detection)
- Electronics: DAE4 Sn1245; Calibrated: 1/11/2011
- Phantom: SAM with CRP; Type: SAM; Serial: 1609
- Measurement SW: DASYS2, Version 52.6 (1); SEMCAD X Version 14.4.2 (2595)

GPRS 850/GPRS850 Body Down Middle CH189/Area Scan (6x10x1):

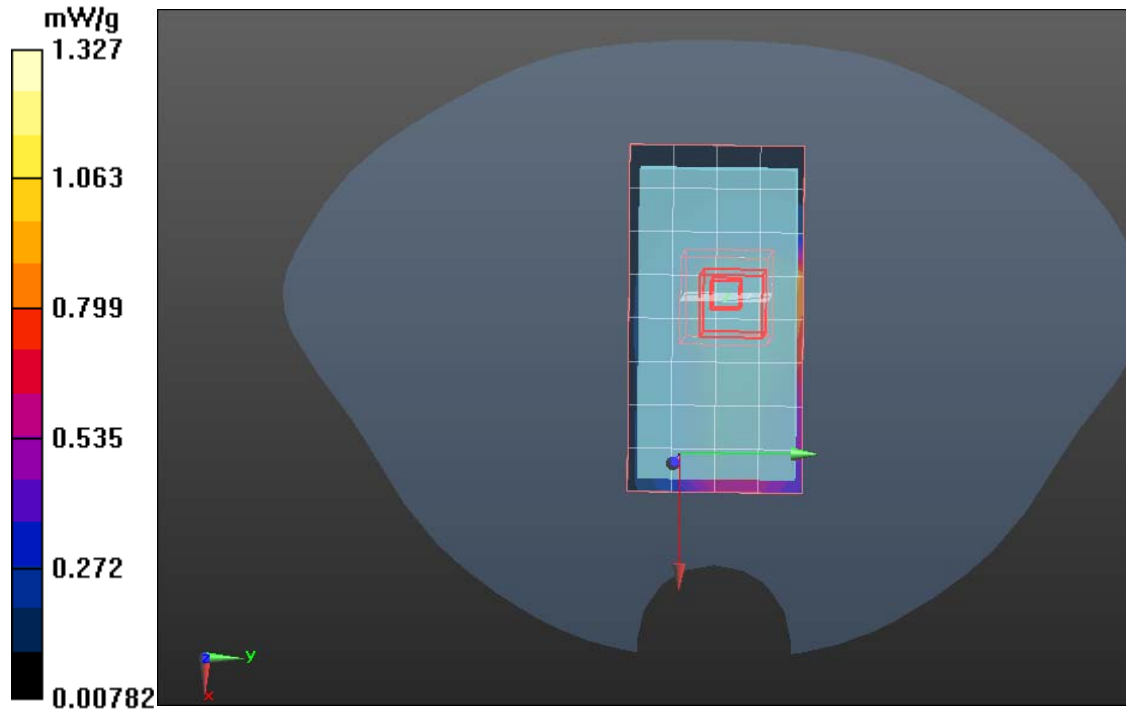
Measurement grid: dx=15mm, dy=15mm

GPRS 850/GPRS850 Body Down Middle CH189/Zoom Scan

(7x7x9)/Cube 0: Measurement grid: dx=5mm, dy=5mm, dz=3mm

Reference Value = 8.614 V/m; Power Drift = -0.01 dB

SAR(1 g) = 0.492 mW/g; SAR(10 g) = 0.366 mW/g





Test Laboratory: Compliance Certification Services Inc.

Date: June 21, 2011

GPRS 850-Body High CH251

DUT: GSM Mobile Phone; Type: P100; Serial: 355037011659987

Communication System: Generic GSM; Communication System Band: GSM 850 (824.0 - 849.0 MHz); Frequency: 848.8 MHz; Communication System PAR: 9.191 dB
Medium parameters used (interpolated): $f = 848.8$ MHz; $\sigma = 0.96$ mho/m; $\epsilon_r = 55.858$; $\rho = 1000$ kg/m³

Phantom section: Flat Section

Measurement Standard: DASYS (IEEE/IEC/ANSI C63.19-2007)

DASY5 Configuration:

- Probe: EX3DV4 - SN3755; ConvF(9.07, 9.07, 9.07); Calibrated: 1/20/2011
- Sensor-Surface: 2.5mm (Mechanical Surface Detection)
- Electronics: DAE4 Sn1245; Calibrated: 1/11/2011
- Phantom: SAM with CRP; Type: SAM; Serial: 1609
- Measurement SW: DASYS2, Version 52.6 (1); SEMCAD X Version 14.4.2 (2595)

GPRS 850/GPRS850 Body Down High CH251/Area Scan (6x10x1):

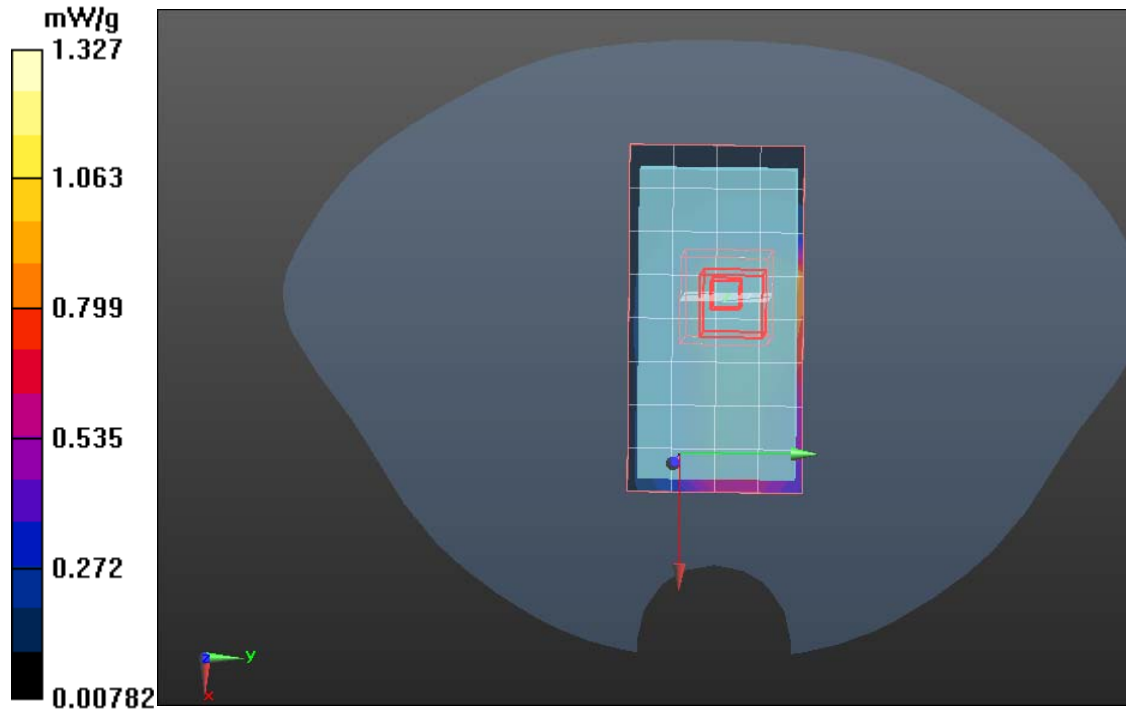
Measurement grid: dx=15mm, dy=15mm

GPRS 850/GPRS850 Body Down High CH251/Zoom Scan (7x7x9)/Cube

0: Measurement grid: dx=5mm, dy=5mm, dz=3mm

Reference Value =8.355 V/m; Power Drift = -0.002 dB

SAR(1 g) = 0.473mW/g; SAR(10 g) = 0.367mW/g





GSM 1900-Body

DUT: GSM Mobile Phone; Type: P100; Serial: 355037011659987

Communication System: Generic GSM; Communication System Band: DCS 1800 (1850.0 - 1910.0 MHz); Frequency: 1850.2 MHz; Communication System PAR: 9.191 dB

Medium parameters used: $f = 1850.2$ MHz; $\sigma = 1.38$ mho/m; $\epsilon_r = 51.7$; $\rho = 1000$ kg/m³

Phantom section: Flat Section

Measurement Standard: DASYS (IEEE/IEC/ANSI C63.19-2007)

DASY5 Configuration:

- Probe: EX3DV4 - SN3755; ConvF(7.48, 7.48, 7.48); Calibrated: 1/20/2011
- Sensor-Surface: 2.5mm (Mechanical Surface Detection)
- Electronics: DAE4 Sn1245; Calibrated: 1/11/2011
- Phantom: Twin SAM Phantom; Type: QD 000 P40 CD; Serial: 1609
- Measurement SW: DASYS2, Version 52.6 (1); SEMCAD X Version 14.4.2 (2595)

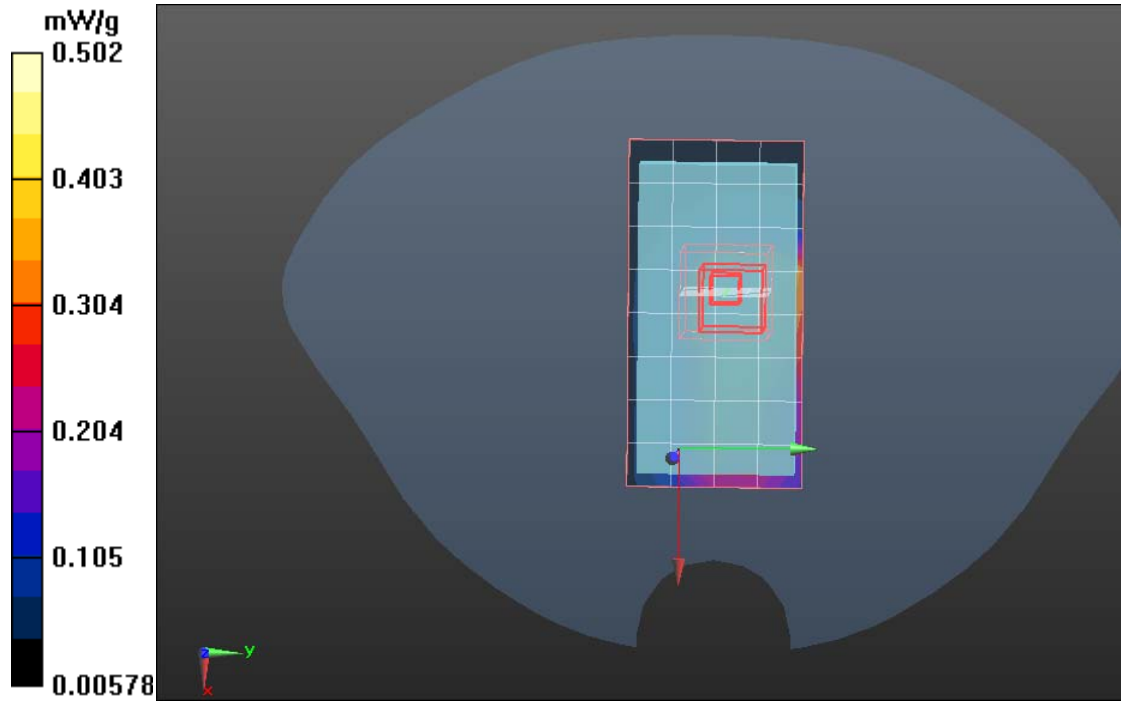
PCS1900/Body DCS1900 Up Low CH512/Area Scan (5x9x1):

Measurement grid: dx=15mm, dy=15mm

PCS1900/Body DCS1900 Up Low CH512/Zoom Scan (5x5x7)/Cube 0:

Measurement grid: dx=7.5mm, dy=7.5mm, dz=5mm

SAR(1 g) = 0.463mW/g; SAR(10 g) = 0.391 mW/g





Test Laboratory: Compliance Certification Services Inc.

Date: June 21, 2011

GSM 1900-Body

DUT: GSM Mobile Phone; Type: P100; Serial: 355037011659987

Communication System: Generic GSM; Communication System Band: DCS 1800 (1850.0 - 1910.0 MHz); Frequency: 1880 MHz; Communication System PAR: 9.191 dB

Medium parameters used: $f = 1880$ MHz; $\sigma = 1.38$ mho/m; $\epsilon_r = 51.7$; $\rho = 1000$ kg/m³

Phantom section: Flat Section

Measurement Standard: DASYS (IEEE/IEC/ANSI C63.19-2007)

DASY5 Configuration:

- Probe: EX3DV4 - SN3755; ConvF(7.48, 7.48, 7.48); Calibrated: 1/20/2011
- Sensor-Surface: 2.5mm (Mechanical Surface Detection)
- Electronics: DAE4 Sn1245; Calibrated: 1/11/2011
- Phantom: Twin SAM Phantom; Type: QD 000 P40 CD; Serial: 1609
- Measurement SW: DASYS2, Version 52.6 (1); SEMCAD X Version 14.4.2 (2595)

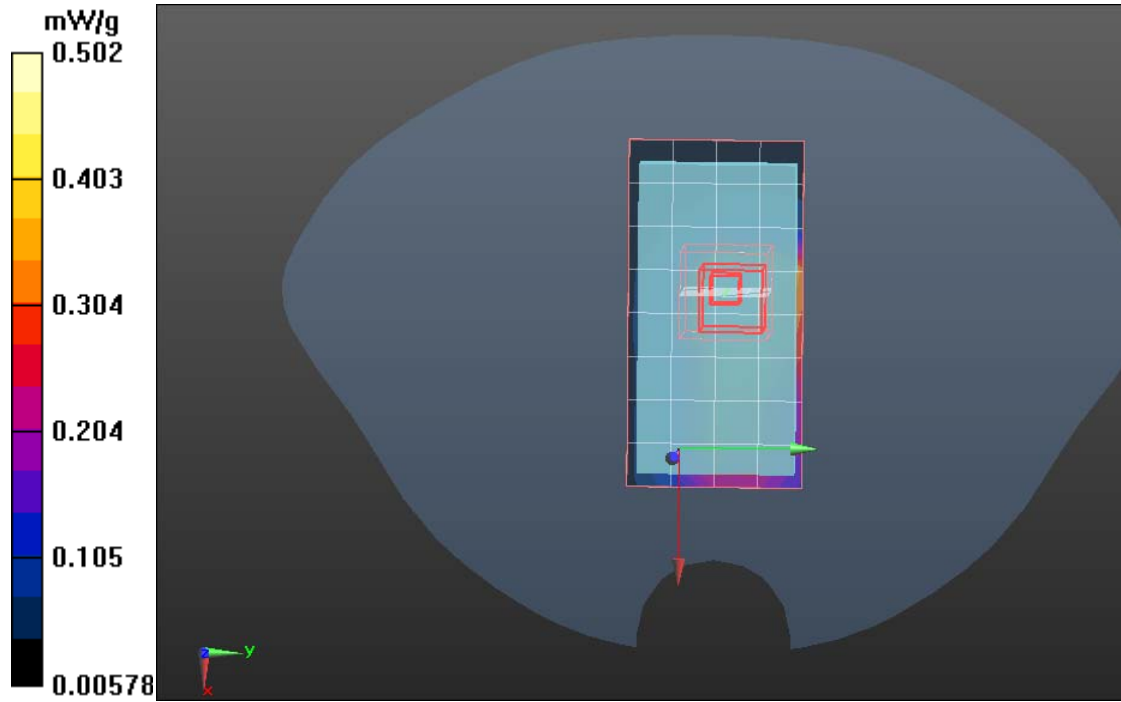
PCS1900/Body PCS1900 Up Middle CH661/Area Scan (5x9x1):

Measurement grid: dx=15mm, dy=15mm

PCS1900/Body PCS1900 Up Middle CH661/Zoom Scan (5x5x7)/Cube 0:

Measurement grid: dx=7.5mm, dy=7.5mm, dz=5mm

SAR(1 g) = 0.472 mW/g; SAR(10 g) = 0.323mW/g





Test Laboratory: Compliance Certification Services Inc.

Date: June 21, 2011

GSM 1900-Body

DUT: GSM Mobile Phone; Type: P100; Serial: 355037011659987

Communication System: Generic GSM; Communication System Band: DCS 1800 (1850.0 - 1910.0 MHz); Frequency: 1909.8 MHz; Communication System PAR: 9.191 dB

Medium parameters used: $f = 1909.8$ MHz; $\sigma = 1.38$ mho/m; $\epsilon_r = 51.7$; $\rho = 1000$ kg/m³

Phantom section: Flat Section

Measurement Standard: DASYS (IEEE/IEC/ANSI C63.19-2007)

DASY5 Configuration:

- Probe: EX3DV4 - SN3755; ConvF(7.48, 7.48, 7.48); Calibrated: 1/20/2011
- Sensor-Surface: 2.5mm (Mechanical Surface Detection)
- Electronics: DAE4 Sn1245; Calibrated: 1/11/2011
- Phantom: Twin SAM Phantom; Type: QD 000 P40 CD; Serial: 1609
- Measurement SW: DASYS2, Version 52.6 (1); SEMCAD X Version 14.4.2 (2595)

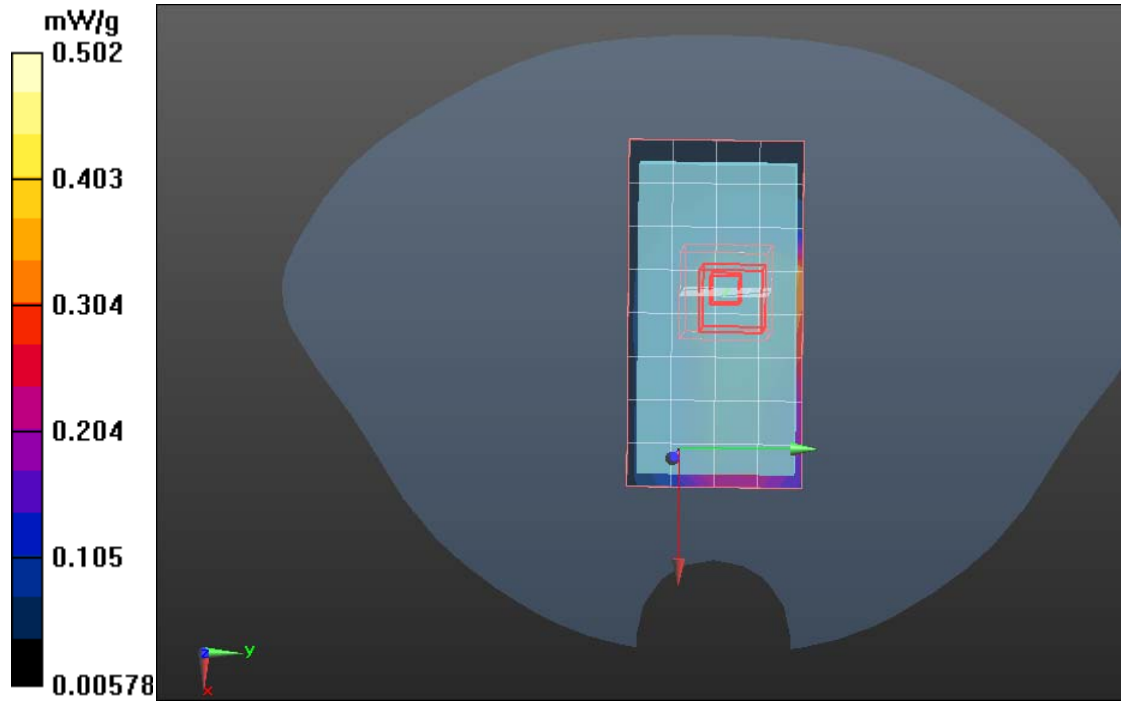
PCS1900/Body DCS1900 Up High CH810/Area Scan (5x9x1):

Measurement grid: dx=15mm, dy=15mm

PCS1900/Body DCS1900 Up High CH810/Zoom Scan (5x5x7)/Cube 0:

Measurement grid: dx=7.5mm, dy=7.5mm, dz=5mm

SAR(1 g) = 0.477 mW/g; SAR(10 g) = 0.325 mW/g





GSM 1900-Body

DUT: GSM Mobile Phone; Type: P100; Serial: 355037011659987

Communication System: Generic GSM; Communication System Band: DCS 1800 (1850.0 - 1910.0 MHz); Frequency: 1850.2 MHz; Communication System PAR: 9.191 dB

Medium parameters used: $f = 1850.2$ MHz; $\sigma = 1.46$ mho/m; $\epsilon_r = 51.45$; $\rho = 1000$ kg/m³

Phantom section: Flat Section

Measurement Standard: DASYS (IEEE/IEC/ANSI C63.19-2007)

DASY5 Configuration:

- Probe: EX3DV4 - SN3755; ConvF(7.48, 7.48, 7.48); Calibrated: 1/20/2011
- Sensor-Surface: 2.5mm (Mechanical Surface Detection)
- Electronics: DAE4 Sn1245; Calibrated: 1/11/2011
- Phantom: Twin SAM Phantom; Type: QD 000 P40 CD; Serial: 1609
- Measurement SW: DASYS2, Version 52.6 (1); SEMCAD X Version 14.4.2 (2595)

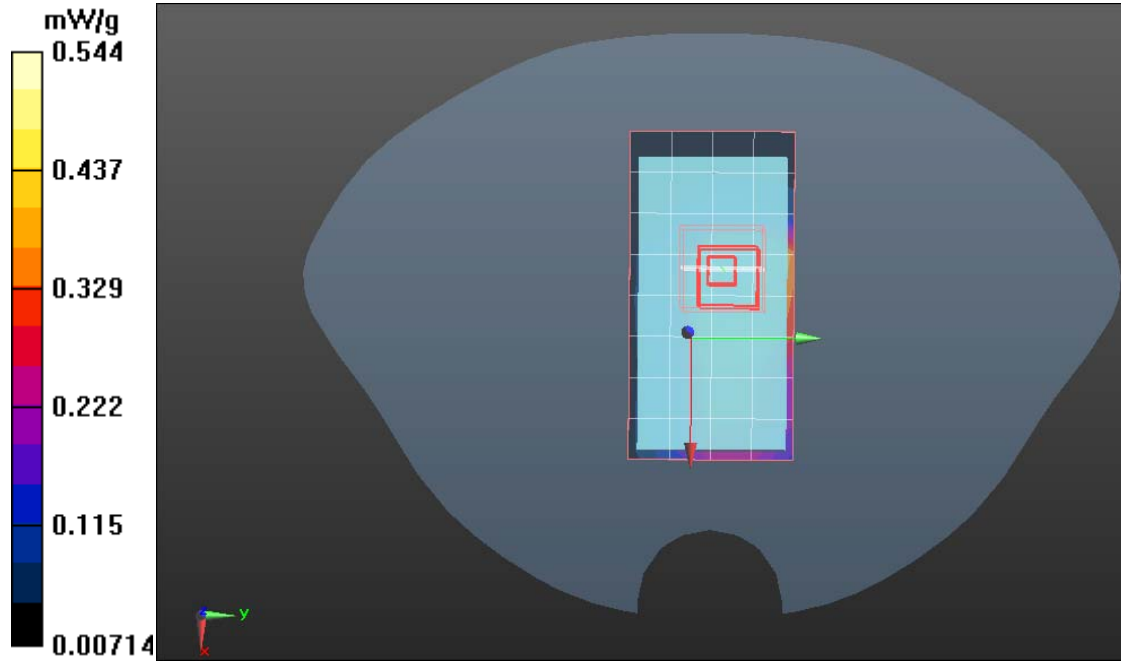
PCS1900/Body PCS1900 Down Low CH512/Area Scan (5x9x1):

Measurement grid: dx=15mm, dy=15mm

PCS1900/Body PCS1900 Down Low CH512Zoom Scan (5x5x7)/Cube 0:

Measurement grid: dx=7.5mm, dy=7.5mm, dz=5mm

SAR(1 g) = 0.481 mW/g; SAR(10 g) = 0.367 mW/g





Test Laboratory: Compliance Certification Services Inc.

Date: June 21, 2011.

GSM 1900-Body

DUT: GSM Mobile Phone; Type: P100; Serial: 355037011659987

Communication System: Generic GSM; Communication System Band: DCS 1800 (1850.0 - 1910.0 MHz); Frequency: 1880 MHz; Communication System PAR: 9.191 dB

Medium parameters used: $f = 1880$ MHz; $\sigma = 1.46$ mho/m; $\epsilon_r = 51.45$; $\rho = 1000$ kg/m³

Phantom section: Flat Section

Measurement Standard: DASYS (IEEE/IEC/ANSI C63.19-2007)

DASY5 Configuration:

- Probe: EX3DV4 - SN3755; ConvF(7.48, 7.48, 7.48); Calibrated: 1/20/2011
- Sensor-Surface: 2.5mm (Mechanical Surface Detection)
- Electronics: DAE4 Sn1245; Calibrated: 1/11/2011
- Phantom: Twin SAM Phantom; Type: QD 000 P40 CD; Serial: 1609
- Measurement SW: DASYS2, Version 52.6 (1); SEMCAD X Version 14.4.2 (2595)

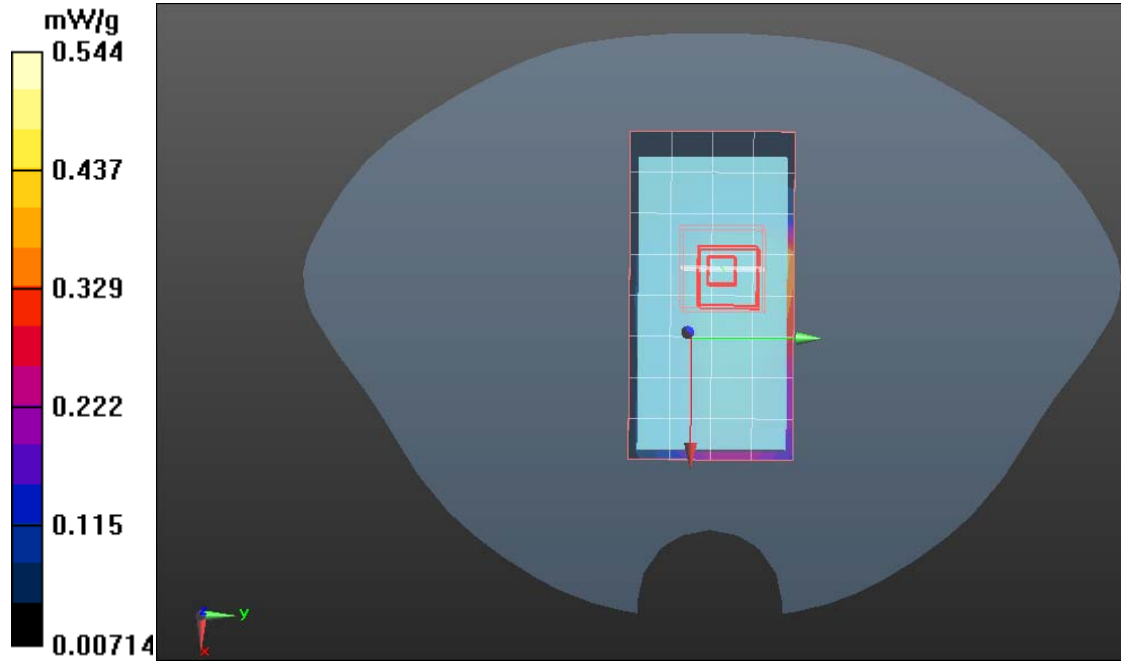
PCS1900/Body PCS1900 Down Middle CH661/Area Scan (5x9x1):

Measurement grid: dx=15mm, dy=15mm

PCS1900/Body PCS1900 Down Middle CH661/Zoom Scan (5x5x7)/Cube

0: Measurement grid: dx=7.5mm, dy=7.5mm, dz=5mm

SAR(1 g) = 0.487 mW/g; SAR(10 g) = 0.389 mW/g





Test Laboratory: Compliance Certification Services Inc. Date: June 21, 2011

GSM 1900-Body

DUT: GSM Mobile Phone; Type: P100; Serial: 355037011659987

Communication System: Generic GSM; Communication System Band: DCS 1800 (1850.0 - 1910.0 MHz); Frequency: 1909.8 MHz; Communication System PAR: 9.191 dB

Medium parameters used: $f = 1909.8$ MHz; $\sigma = 1.46$ mho/m; $\epsilon_r = 51.45$; $\rho = 1000$ kg/m³

Phantom section: Flat Section

Measurement Standard: DASYS (IEEE/IEC/ANSI C63.19-2007)

DASY5 Configuration:

- Probe: EX3DV4 - SN3755; ConvF(7.48, 7.48, 7.48); Calibrated: 1/20/2011
- Sensor-Surface: 2.5mm (Mechanical Surface Detection)
- Electronics: DAE4 Sn1245; Calibrated: 1/11/2011
- Phantom: Twin SAM Phantom; Type: QD 000 P40 CD; Serial: 1609
- Measurement SW: DASYS2, Version 52.6 (1); SEMCAD X Version 14.4.2 (2595)

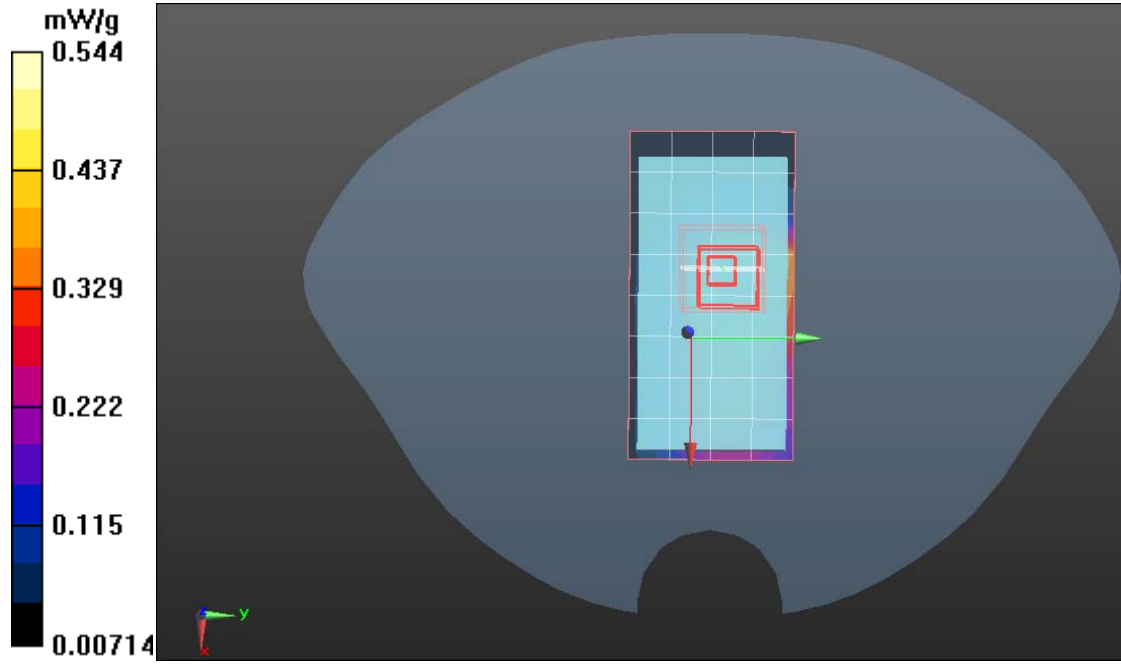
PCS1900/Body PCS1900 Down High CH810/Area Scan (5x9x1):

Measurement grid: dx=15mm, dy=15mm

PCS1900/Body PCS1900 Down High CH810/Zoom Scan (5x5x7)/Cube 0:

Measurement grid: dx=7.5mm, dy=7.5mm, dz=5mm

SAR(1 g) = 0.459 mW/g; SAR(10 g) = 0.351 mW/g





PCS-1900-Right Head

DUT: GSM Mobile Phone; Type: P100; Serial: 355037011659987

Communication System: Generic GSM; Communication System Band: GSM 1900 (1850.0 - 1910.0 MHz); Frequency: 1850.2 MHz; Communication System PAR: 9.191 dB

Medium parameters used: $f = 1850.2$ MHz; $\sigma = 1.45$ mho/m; $\epsilon_r = 39.74$; $\rho = 1000$ kg/m³

Phantom section: Right Section

Measurement Standard: DASYS (IEEE/IEC/ANSI C63.19-2007)

DASY5 Configuration:

- Probe: EX3DV4 - SN3755; ConvF(7.84, 7.84, 7.84); Calibrated: 1/20/2011
- Sensor-Surface: 2.5mm (Mechanical Surface Detection)
- Electronics: DAE4 Sn1245; Calibrated: 1/11/2011
- Phantom: Twin SAM Phantom; Type: QD 000 P40 CD; Serial: 1609
- Measurement SW: DASYS2, Version 52.6 (1); SEMCAD X Version 14.4.2 (2595)

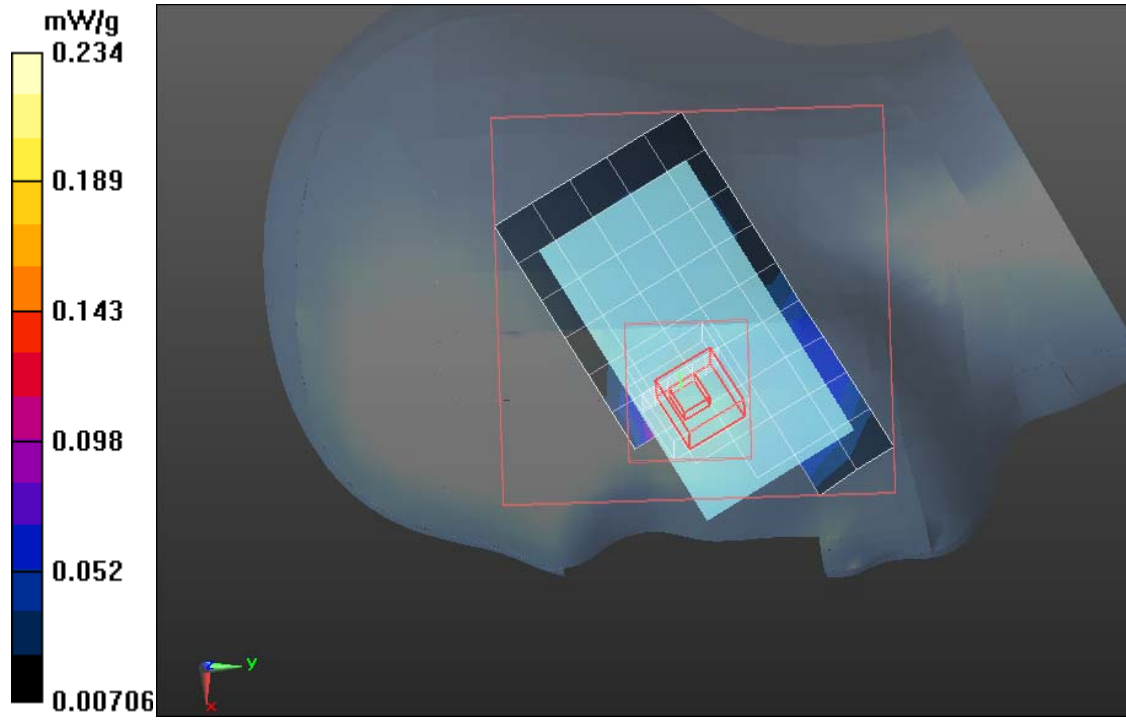
PCS1900/Right Head Cheek Low CH512/Area Scan (6x10x1):

Measurement grid: dx=15mm, dy=15mm

PCS1900/Right Head Cheek Low CH512/Zoom Scan (7x7x9)/Cube 0:

Measurement grid: dx=5mm, dy=5mm, dz=3mm

SAR(1 g) = 0.470 mW/g; SAR(10 g) = 0.362 mW/g





PCS-1900-Right Head

DUT: GSM Mobile Phone; Type: P100; Serial: 355037011659987

Communication System: Generic GSM; Communication System Band: GSM 1900 (1850.0 - 1910.0 MHz); Frequency: 1880 MHz; Communication System PAR: 9.191 dB

Medium parameters used: $f = 1880$ MHz; $\sigma = 1.45$ mho/m; $\epsilon_r = 39.74$; $\rho = 1000$ kg/m³

Phantom section: Right Section

Measurement Standard: DASYS (IEEE/IEC/ANSI C63.19-2007)

DASY5 Configuration:

- Probe: EX3DV4 - SN3755; ConvF(7.84, 7.84, 7.84); Calibrated: 1/20/2011
- Sensor-Surface: 2.5mm (Mechanical Surface Detection)
- Electronics: DAE4 Sn1245; Calibrated: 1/11/2011
- Phantom: Twin SAM Phantom; Type: QD 000 P40 CD; Serial: 1609
- Measurement SW: DASYS2, Version 52.6 (1); SEMCAD X Version 14.4.2 (2595)

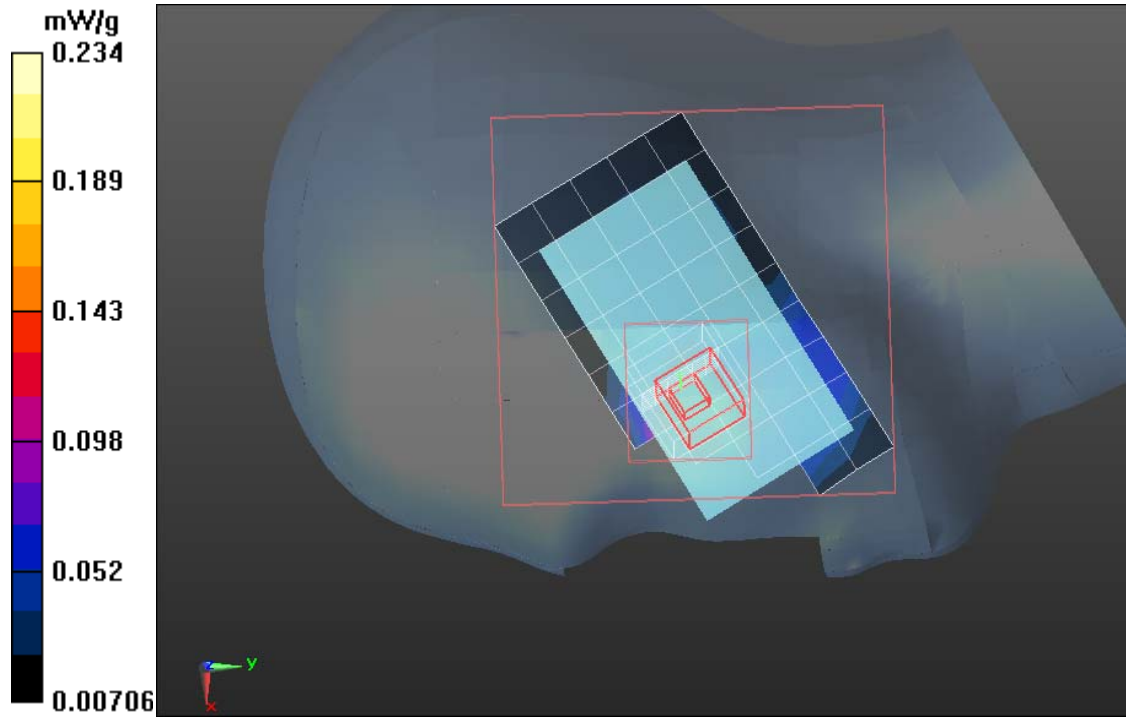
PCS1900/Right Head Cheek Middle CH661/Area Scan (6x10x1):

Measurement grid: dx=15mm, dy=15mm

PCS1900/Right Head Cheek Middle CH661/Zoom Scan (7x7x9)/Cube 0:

Measurement grid: dx=5mm, dy=5mm, dz=3mm

SAR(1 g) = 0.487 mW/g; SAR(10 g) = 0.349 mW/g





Test Laboratory: Compliance Certification Services Inc.

Date: June 21, 2011.

PCS-1900-Right Head

DUT: GSM Mobile Phone; Type: P100; Serial: 355037011659987

Communication System: Generic GSM; Communication System Band: GSM 1900 (1850.0 - 1910.0 MHz); Frequency: 1909.8 MHz; Communication System PAR: 9.191 dB

Medium parameters used: $f = 1909.8$ MHz; $\sigma = 1.45$ mho/m; $\epsilon_r = 39.74$; $\rho = 1000$ kg/m³

Phantom section: Right Section

Measurement Standard: DASYS (IEEE/IEC/ANSI C63.19-2007)

DASY5 Configuration:

- Probe: EX3DV4 - SN3755; ConvF(7.84, 7.84, 7.84); Calibrated: 1/20/2011
- Sensor-Surface: 2.5mm (Mechanical Surface Detection)
- Electronics: DAE4 Sn1245; Calibrated: 1/11/2011
- Phantom: Twin SAM Phantom; Type: QD 000 P40 CD; Serial: 1609
- Measurement SW: DASYS2, Version 52.6 (1); SEMCAD X Version 14.4.2 (2595)

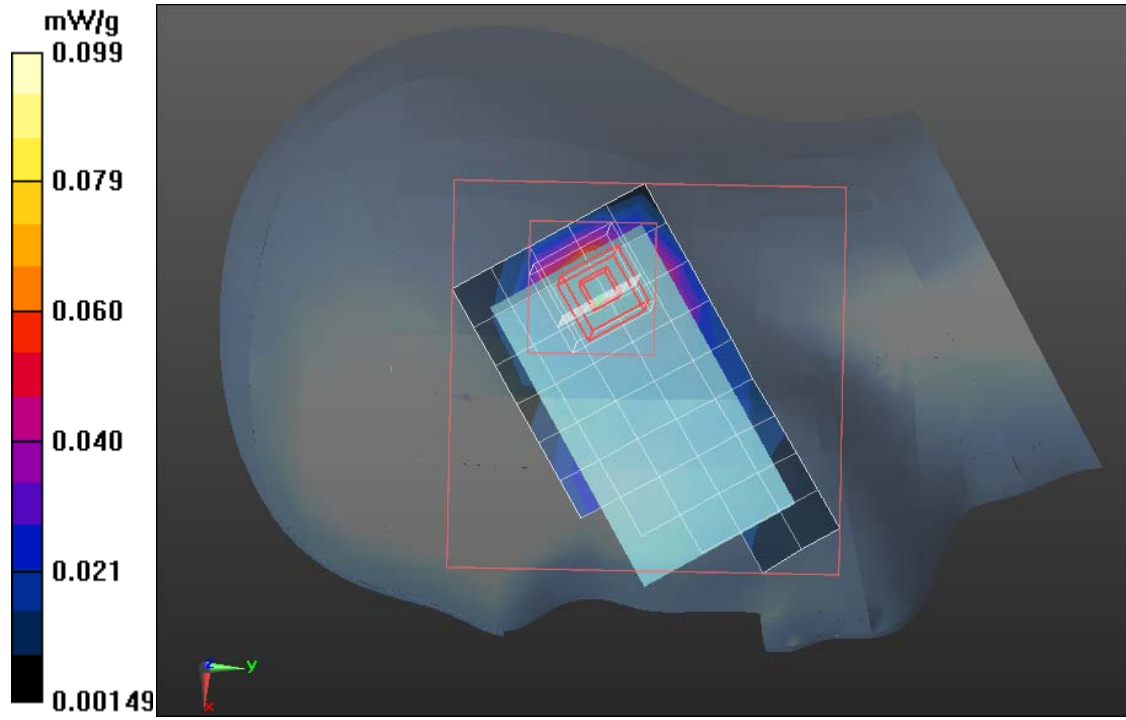
PCS1900/Right Head Cheek High CH810/Area Scan (6x10x1):

Measurement grid: dx=15mm, dy=15mm

PCS1900/Right Head Cheek High CH810/Zoom Scan (7x7x9)/Cube 0:

Measurement grid: dx=5mm, dy=5mm, dz=3mm

SAR(1 g) = 0.493 mW/g; SAR(10 g) = 0.348 mW/g





GSM 1900-Left Head

DUT: GSM Mobile Phone; Type: P100; Serial: 355037011659987

Communication System: Generic GSM; Communication System Band: GSM 1900 (1850.0 - 1910.0 MHz); Frequency: 1850.2 MHz; Communication System PAR: 9.191 dB

Medium parameters used: $f = 1850.2$ MHz; $\sigma = 1.45$ mho/m; $\epsilon_r = 39.74$; $\rho = 1000$ kg/m³

Phantom section: Left Section

Measurement Standard: DASYS (IEEE/IEC/ANSI C63.19-2007)

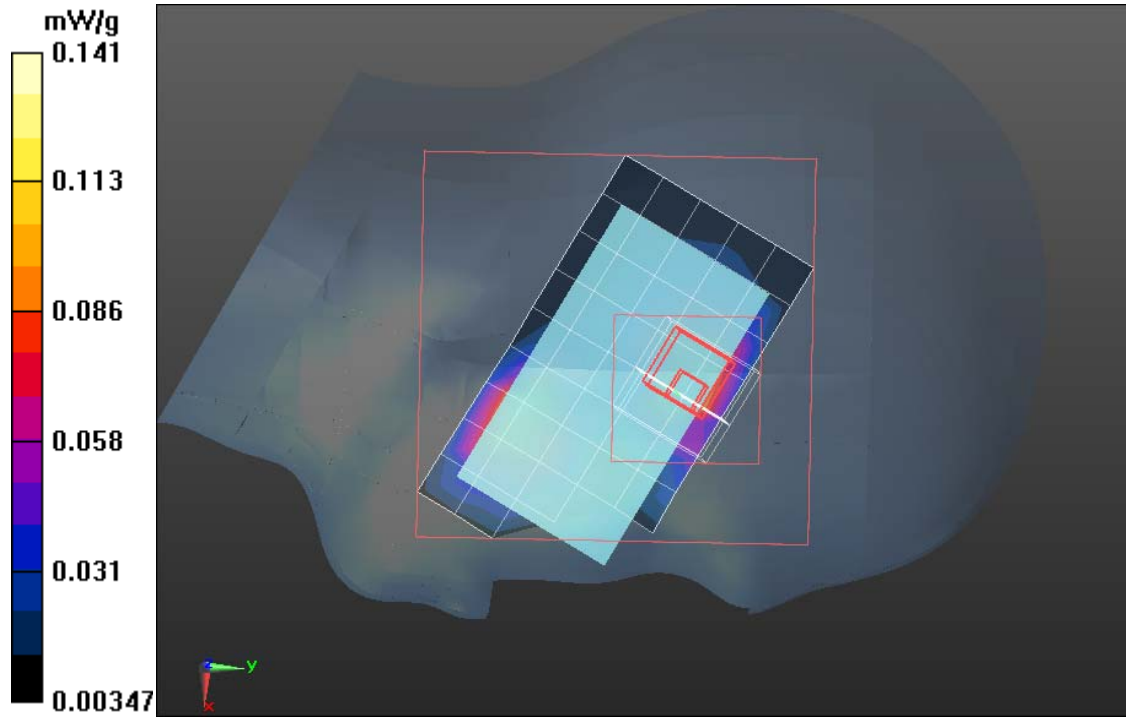
DASY5 Configuration:

- Probe: EX3DV4 - SN3755; ConvF(7.84, 7.84, 7.84); Calibrated: 1/20/2011
- Sensor-Surface: 2.5mm (Mechanical Surface Detection)
- Electronics: DAE4 Sn1245; Calibrated: 1/11/2011
- Phantom: Twin SAM Phantom; Type: QD 000 P40 CD; Serial: 1609
- Measurement SW: DASYS2, Version 52.6 (1); SEMCAD X Version 14.4.2 (2595)

PCS1900/Left Head Cheek Low CH512/Area Scan (6x10x1): Measurement grid: dx=15mm, dy=15mm

PCS1900/Left Head Cheek Low CH512/Zoom Scan (8x8x9)/Cube 0: Measurement grid: dx=5mm, dy=5mm, dz=3mm

SAR(1 g) = 0.473 mW/g; SAR(10 g) = 0.349 mW/g





Test Laboratory: Compliance Certification Services Inc.

Date: June 21, 2011.

GSM 1900-Left Head

DUT: GSM Mobile Phone; Type: P100; Serial: 355037011659987

Communication System: Generic GSM; Communication System Band: GSM 1900 (1850.0 - 1910.0 MHz); Frequency: 1880 MHz; Communication System PAR: 9.191 dB

Medium parameters used: $f = 1880$ MHz; $\sigma = 1.45$ mho/m; $\epsilon_r = 39.74$; $\rho = 1000$ kg/m³

Phantom section: Left Section

Measurement Standard: DASY5 (IEEE/IEC/ANSI C63.19-2007)

DASY5 Configuration:

- Probe: EX3DV4 - SN3755; ConvF(7.84, 7.84, 7.84); Calibrated: 1/20/2011
- Sensor-Surface: 2.5mm (Mechanical Surface Detection)
- Electronics: DAE4 Sn1245; Calibrated: 1/11/2011
- Phantom: Twin SAM Phantom; Type: QD 000 P40 CD; Serial: 1609
- Measurement SW: DASY52, Version 52.6 (1); SEMCAD X Version 14.4.2 (2595)

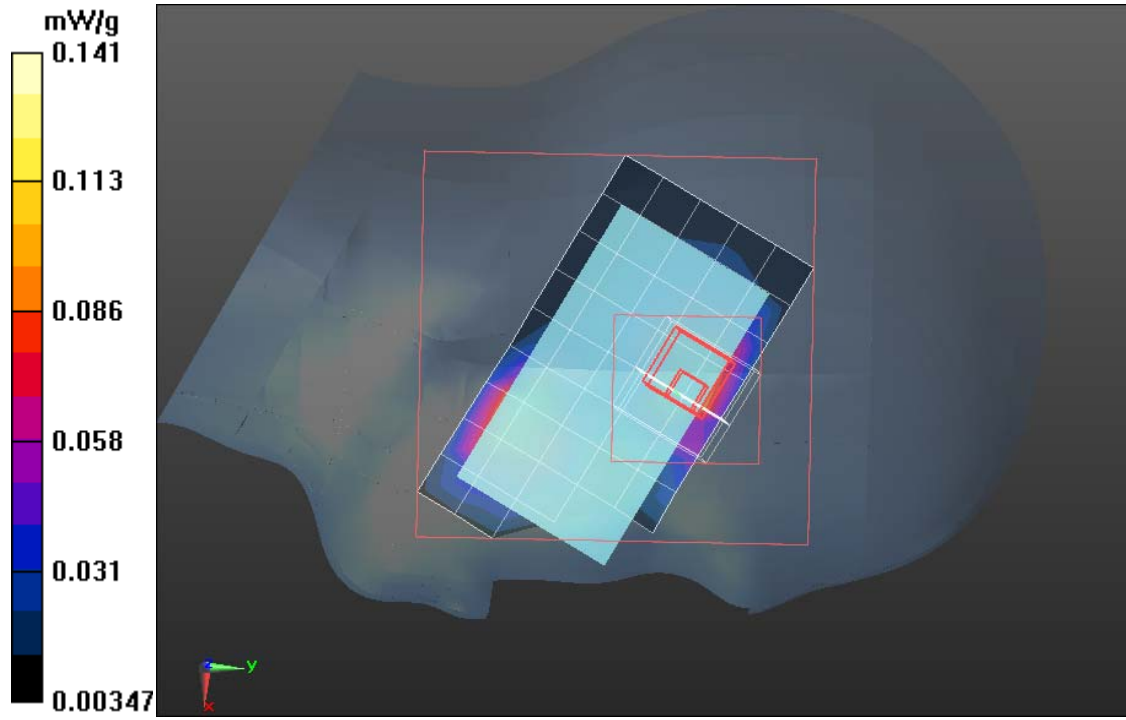
PCS1900/Left Head Cheek Middle CH661/Area Scan (6x10x1):

Measurement grid: dx=15mm, dy=15mm

PCS1900/Left Head Cheek Middle CH661/Zoom Scan (8x8x9)/Cube 0:

Measurement grid: dx=5mm, dy=5mm, dz=3mm

SAR(1 g) = 0.482 mW/g; SAR(10 g) = 0372 mW/g





Test Laboratory: Compliance Certification Services Inc.

Date: June 21, 2011.

GSM 1900-Left Head

DUT: GSM Mobile Phone; Type: P100; Serial: 355037011659987

Communication System: Generic GSM; Communication System Band: GSM 1900 (1850.0 - 1910.0 MHz); Frequency: 1909.8 MHz; Communication System PAR: 9.191 dB

Medium parameters used: $f = 1909.8$ MHz; $\sigma = 1.45$ mho/m; $\epsilon_r = 39.74$; $\rho = 1000$ kg/m³

Phantom section: Left Section

Measurement Standard: DASYS (IEEE/IEC/ANSI C63.19-2007)

DASY5 Configuration:

- Probe: EX3DV4 - SN3755; ConvF(7.84, 7.84, 7.84); Calibrated: 1/20/2011
- Sensor-Surface: 2.5mm (Mechanical Surface Detection)
- Electronics: DAE4 Sn1245; Calibrated: 1/11/2011
- Phantom: Twin SAM Phantom; Type: QD 000 P40 CD; Serial: 1609
- Measurement SW: DASYS2, Version 52.6 (1); SEMCAD X Version 14.4.2 (2595)

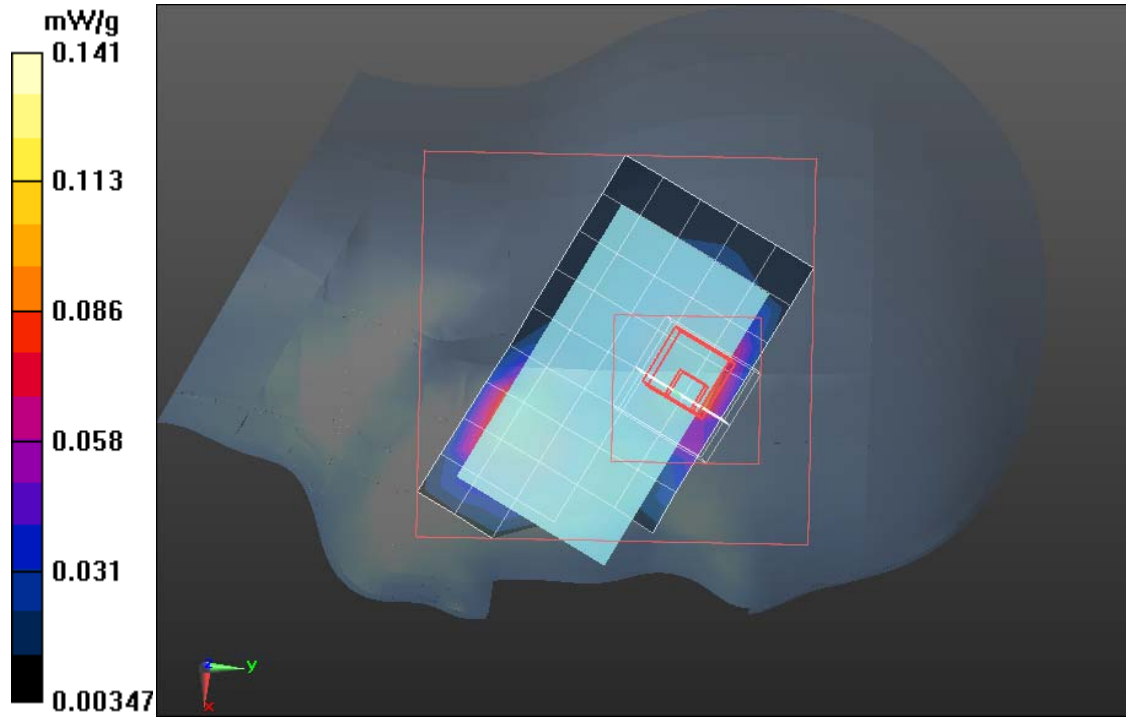
PCS1900/Left Head Cheek High CH810/Area Scan (6x10x1):

Measurement grid: dx=15mm, dy=15mm

PCS1900/Left Head Cheek High CH810/Zoom Scan (8x8x9)/Cube 0:

Measurement grid: dx=5mm, dy=5mm, dz=3mm

SAR(1 g) = 0.486 mW/g; SAR(10 g) = 0.410 mW/g





Test Laboratory: Compliance Certification Services Inc.

Date: June 21, 2011.

PCS-1900-Right Head

DUT: GSM Mobile Phone; Type: P100; Serial: 355037011659987

Communication System: Generic GSM; Communication System Band: GSM 1900 (1850.0 - 1910.0 MHz); Frequency: 1850.2 MHz; Communication System PAR: 9.191 dB

Medium parameters used: $f = 1850.2$ MHz; $\sigma = 1.45$ mho/m; $\epsilon_r = 39.74$; $\rho = 1000$ kg/m³

Phantom section: Right Section

Measurement Standard: DASYS (IEEE/IEC/ANSI C63.19-2007)

DASY5 Configuration:

- Probe: EX3DV4 - SN3755; ConvF(7.84, 7.84, 7.84); Calibrated: 1/20/2011
- Sensor-Surface: 2.5mm (Mechanical Surface Detection)
- Electronics: DAE4 Sn1245; Calibrated: 1/11/2011
- Phantom: Twin SAM Phantom; Type: QD 000 P40 CD; Serial: 1609
- Measurement SW: DASYS2, Version 52.6 (1); SEMCAD X Version 14.4.2 (2595)

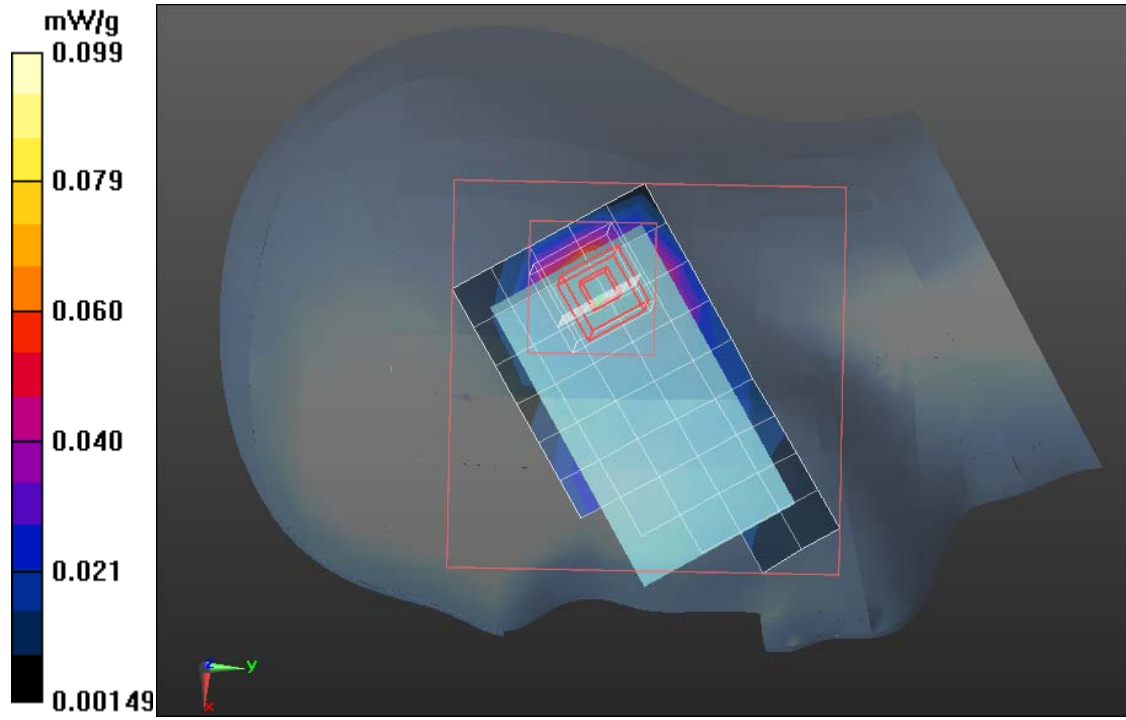
PCS1900/Right Head Tilted Low CH512/Area Scan (6x10x1):

Measurement grid: dx=15mm, dy=15mm

PCS1900/Right Head Tilted Low CH512/Zoom Scan (7x7x9)/Cube 0:

Measurement grid: dx=5mm, dy=5mm, dz=3mm

SAR(1 g) = 0.471 mW/g; SAR(10 g) = 0.346 mW/g





Test Laboratory: Compliance Certification Services Inc.

Date: June 21, 2011.

PCS-1900-Right Head

DUT: GSM Mobile Phone; Type: P100; Serial: 355037011659987

Communication System: Generic GSM; Communication System Band: GSM 1900 (1850.0 - 1910.0 MHz); Frequency: 1880 MHz; Communication System PAR: 9.191 dB

Medium parameters used: $f = 1880$ MHz; $\sigma = 1.45$ mho/m; $\epsilon_r = 39.74$; $\rho = 1000$ kg/m³

Phantom section: Right Section

Measurement Standard: DASYS (IEEE/IEC/ANSI C63.19-2007)

DASY5 Configuration:

- Probe: EX3DV4 - SN3755; ConvF(7.84, 7.84, 7.84); Calibrated: 1/20/2011
- Sensor-Surface: 2.5mm (Mechanical Surface Detection)
- Electronics: DAE4 Sn1245; Calibrated: 1/11/2011
- Phantom: Twin SAM Phantom; Type: QD 000 P40 CD; Serial: 1609
- Measurement SW: DASYS2, Version 52.6 (1); SEMCAD X Version 14.4.2 (2595)

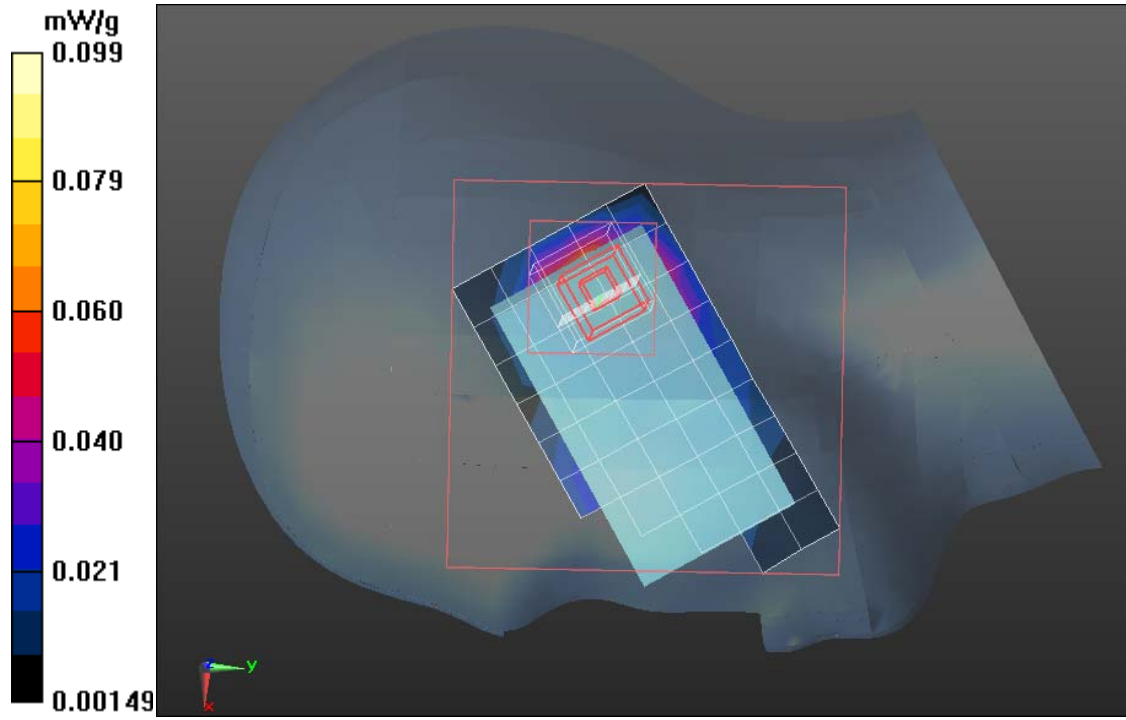
PCS1900/Right Head Tilted Middle CH661/Area Scan (6x10x1):

Measurement grid: dx=15mm, dy=15mm

PCS1900/Right Head Tilted Middle CH661/Zoom Scan (7x7x9)/Cube 0:

Measurement grid: dx=5mm, dy=5mm, dz=3mm

SAR(1 g) = 0.493 mW/g; SAR(10 g) = 0.374 mW/g





Test Laboratory: Compliance Certification Services Inc.

Date: June 21, 2011.

PCS-1900-Right Head

DUT: GSM Mobile Phone; Type: P100; Serial: 355037011659987

Communication System: Generic GSM; Communication System Band: GSM 1900 (1850.0 - 1910.0 MHz); Frequency: 1909.8 MHz; Communication System PAR: 9.191 dB

Medium parameters used: $f = 1909.8$ MHz; $\sigma = 1.45$ mho/m; $\epsilon_r = 39.74$; $\rho = 1000$ kg/m³

Phantom section: Right Section

Measurement Standard: DASYS (IEEE/IEC/ANSI C63.19-2007)

DASY5 Configuration:

- Probe: EX3DV4 - SN3755; ConvF(7.84, 7.84, 7.84); Calibrated: 1/20/2011
- Sensor-Surface: 2.5mm (Mechanical Surface Detection)
- Electronics: DAE4 Sn1245; Calibrated: 1/11/2011
- Phantom: Twin SAM Phantom; Type: QD 000 P40 CD; Serial: 1609
- Measurement SW: DASYS2, Version 52.6 (1); SEMCAD X Version 14.4.2 (2595)

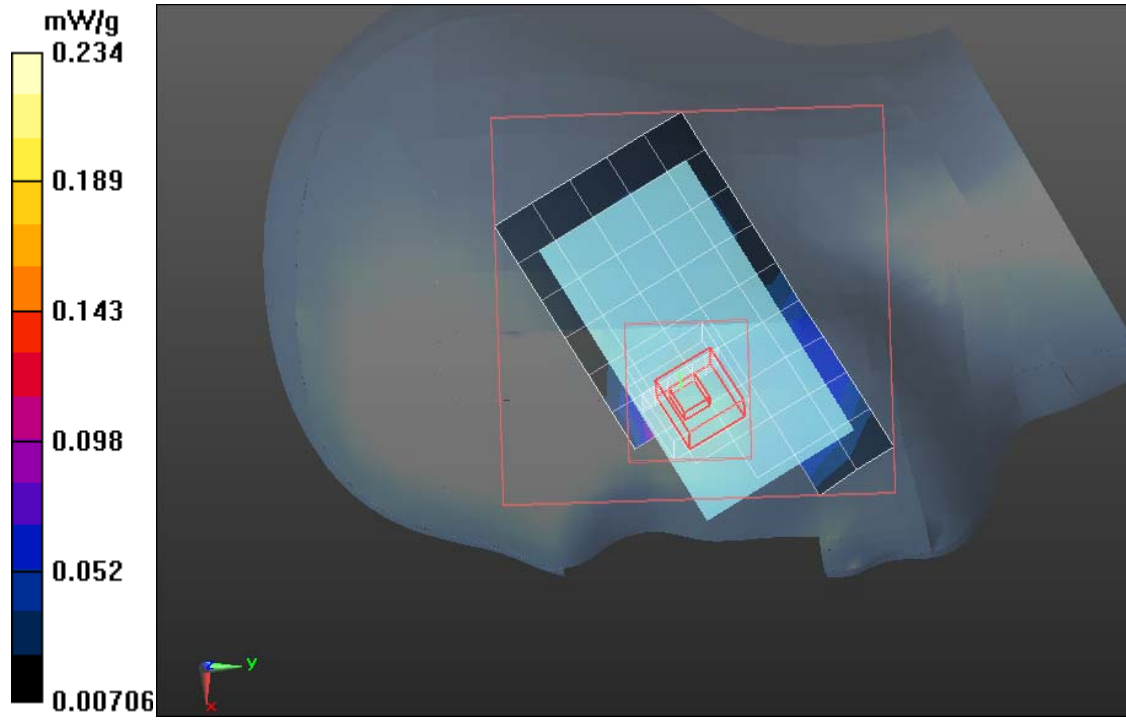
PCS1900/Right Head Tilted High CH810/Area Scan (6x10x1):

Measurement grid: dx=15mm, dy=15mm

PCS1900/Right Head Tilted High CH810/Zoom Scan (7x7x9)/Cube 0:

Measurement grid: dx=5mm, dy=5mm, dz=3mm

SAR(1 g) = 0.485 mW/g; SAR(10 g) = 0.309 mW/g





GSM 1900-Left Head

DUT: GSM Mobile Phone; Type: P100; Serial: 355037011659987

Communication System: Generic GSM; Communication System Band: GSM 1900 (1850.0 - 1910.0 MHz); Frequency: 1850.2 MHz; Communication System PAR: 9.191 dB

Medium parameters used: $f = 1850.2$ MHz; $\sigma = 1.45$ mho/m; $\epsilon_r = 39.74$; $\rho = 1000$ kg/m³

Phantom section: Left Section

Measurement Standard: DASY5 (IEEE/IEC/ANSI C63.19-2007)

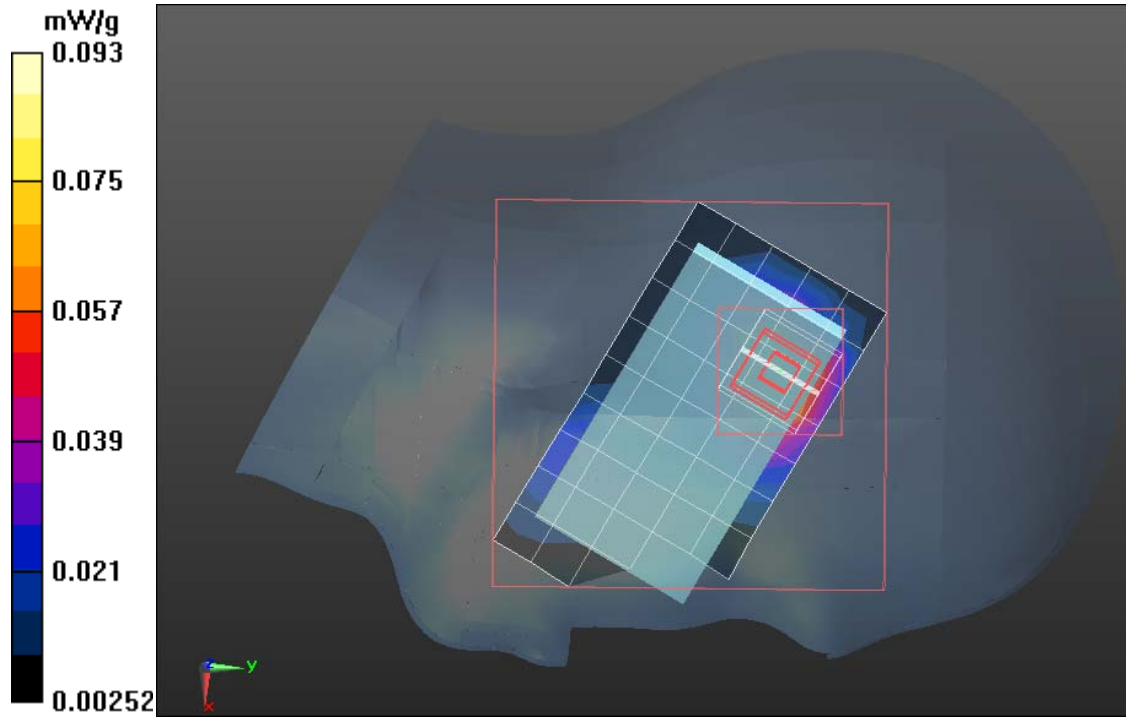
DASY5 Configuration:

- Probe: EX3DV4 - SN3755; ConvF(7.84, 7.84, 7.84); Calibrated: 1/20/2011
- Sensor-Surface: 2.5mm (Mechanical Surface Detection)
- Electronics: DAE4 Sn1245; Calibrated: 1/11/2011
- Phantom: Twin SAM Phantom; Type: QD 000 P40 CD; Serial: 1609
- Measurement SW: DASY52, Version 52.6 (1); SEMCAD X Version 14.4.2 (2595)

PCS1900/Left Head Tilted Low CH512/Area Scan (6x10x1): Measurement grid: dx=15mm, dy=15mm

PCS1900/Left Head Tilted Low CH512/Zoom Scan (7x7x9)/Cube 0: Measurement grid: dx=5mm, dy=5mm, dz=3mm

SAR(1 g) = 0.484 mW/g; SAR(10 g) = 0.369 mW/g





Test Laboratory: Compliance Certification Services Inc.

Date: June 21, 2011.

GSM 1900-Left Head

DUT: GSM Mobile Phone; Type: P100; Serial: 355037011659987

Communication System: Generic GSM; Communication System Band: GSM 1900 (1850.0 - 1910.0 MHz); Frequency: 1880 MHz; Communication System PAR: 9.191 dB

Medium parameters used: $f = 1880$ MHz; $\sigma = 1.45$ mho/m; $\epsilon_r = 39.74$; $\rho = 1000$ kg/m³

Phantom section: Left Section

Measurement Standard: DASYS (IEEE/IEC/ANSI C63.19-2007)

DASY5 Configuration:

- Probe: EX3DV4 - SN3755; ConvF(7.84, 7.84, 7.84); Calibrated: 1/20/2011
- Sensor-Surface: 2.5mm (Mechanical Surface Detection)
- Electronics: DAE4 Sn1245; Calibrated: 1/11/2011
- Phantom: Twin SAM Phantom; Type: QD 000 P40 CD; Serial: 1609
- Measurement SW: DASYS2, Version 52.6 (1); SEMCAD X Version 14.4.2 (2595)

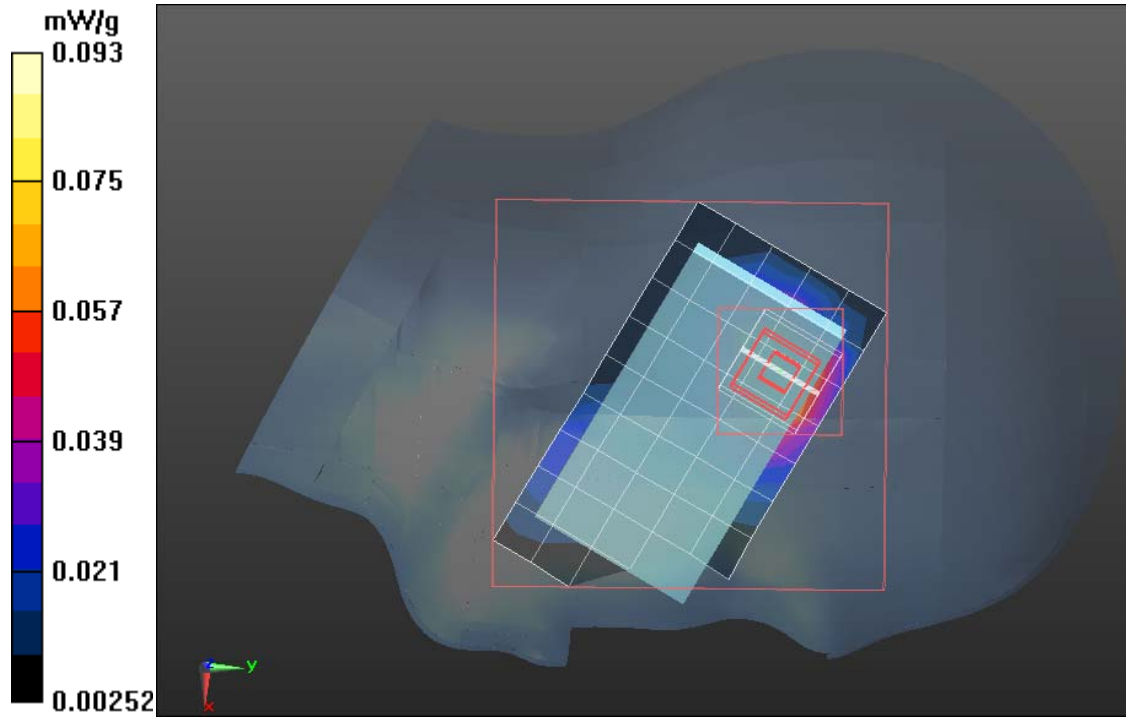
PCS1900/Left Head Tilted Middle CH661/Area Scan (6x10x1):

Measurement grid: dx=15mm, dy=15mm

PCS1900/Left Head Tilted Middle CH661/Zoom Scan (7x7x9)/Cube 0:

Measurement grid: dx=5mm, dy=5mm, dz=3mm

SAR(1 g) = 0.465 mW/g; SAR(10 g) = 0.397 mW/g





Test Laboratory: Compliance Certification Services Inc.

Date: June 21, 2011

GSM 1900-Left Head

DUT: GSM Mobile Phone; Type: P100; Serial: 355037011659987

Communication System: Generic GSM; Communication System Band: GSM 1900 (1850.0 - 1910.0 MHz); Frequency: 1909.8 MHz; Communication System PAR: 9.191 dB

Medium parameters used: $f = 1989.8$ MHz; $\sigma = 1.45$ mho/m; $\epsilon_r = 39.74$; $\rho = 1000$ kg/m³

Phantom section: Left Section

Measurement Standard: DASYS (IEEE/IEC/ANSI C63.19-2007)

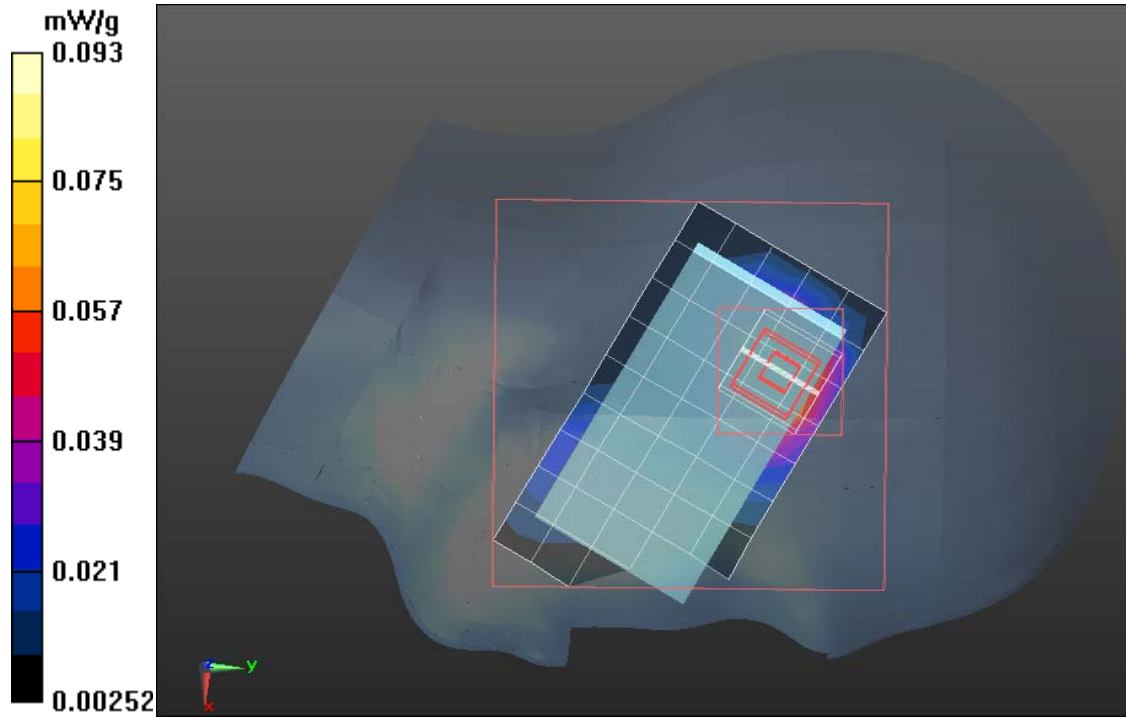
DASY5 Configuration:

- Probe: EX3DV4 - SN3755; ConvF(7.84, 7.84, 7.84); Calibrated: 1/20/2011
- Sensor-Surface: 2.5mm (Mechanical Surface Detection)
- Electronics: DAE4 Sn1245; Calibrated: 1/11/2011
- Phantom: Twin SAM Phantom; Type: QD 000 P40 CD; Serial: 1609
- Measurement SW: DASYS2, Version 52.6 (1); SEMCAD X Version 14.4.2 (2595)

PCS1900/Left Head Tilted High CH810/Area Scan (6x10x1): Measurement grid: dx=15mm, dy=15mm

PCS1900/Left Head Tilted High CH810/Zoom Scan (7x7x9)/Cube 0: Measurement grid: dx=5mm, dy=5mm, dz=3mm

SAR(1 g) = 0.490 mW/g; SAR(10 g) = 0.367 mW/g





GPRS 1900-Body Low CH512

DUT: GSM Mobile Phone; Type: P100; Serial: 355037011659987

Communication System: Generic GSM; Communication System Band: GSM 1900 (1850.0 - 1910.0 MHz); Frequency: 1850.2 MHz; Communication System PAR: 9.191 dB

Medium parameters used: $f = 1850.2\text{MHz}$; $\sigma = 1.57\text{ mho/m}$; $\epsilon_r = 51.14$; $\rho = 1000\text{ kg/m}^3$

Phantom section: Flat Section

Measurement Standard: DASY5 (IEEE/IEC/ANSI C63.19-2007)

DASY5 Configuration:

- Probe: EX3DV4 - SN3755; ConvF(7.23, 7.23, 7.23); Calibrated: 1/20/2011
- Sensor-Surface: 2.5mm (Mechanical Surface Detection)
- Electronics: DAE4 Sn1245; Calibrated: 1/11/2011
- Phantom: SAM with CRP; Type: SAM; Serial: 1609
- Measurement SW: DASY52, Version 52.6 (1); SEMCAD X Version 14.4.2 (2595)

GPRS1900/GPRS1900 Body Up Low CH512/Area Scan (6x10x1):

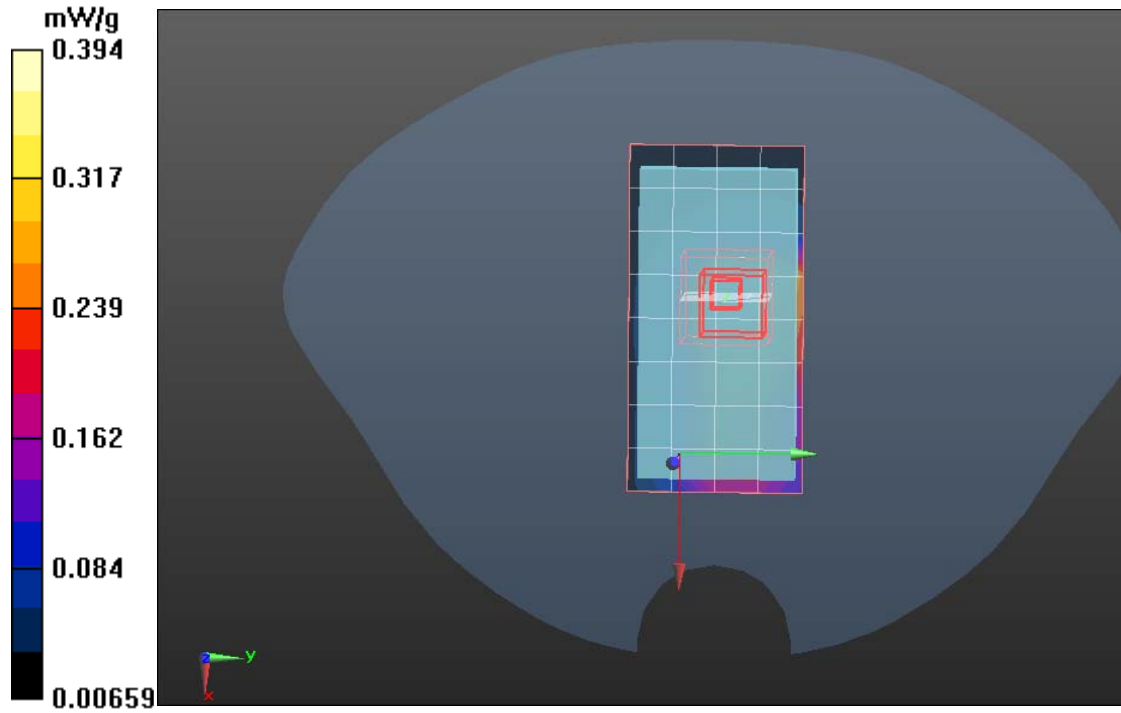
Measurement grid: $dx=15\text{mm}$, $dy=15\text{mm}$

GPRS1900/GPRS1900 Body Up Low CH512/Zoom Scan (7x7x9)/Cube 0:

Measurement grid: $dx=5\text{mm}$, $dy=5\text{mm}$, $dz=3\text{mm}$

Reference Value = 8.112 V/m; Power Drift = -0.0023 dB

SAR(1 g) = 0.474 mW/g; SAR(10 g) = 0.367 mW/g





Test Laboratory: Compliance Certification Services Inc.

Date: June 21, 2011

GPRS 1900-Body Middle CH661

DUT: GSM Mobile Phone; Type: P100; Serial: 355037011659987

Communication System: Generic GSM; Communication System Band: GSM 1900 (1850.0 - 1910.0 MHz); Frequency: 1880 MHz; Communication System PAR: 9.191 dB

Medium parameters used: $f = 1880$ MHz; $\sigma = 1.57$ mho/m; $\epsilon_r = 51.14$; $\rho = 1000$ kg/m³

Phantom section: Flat Section

Measurement Standard: DASY5 (IEEE/IEC/ANSI C63.19-2007)

DASY5 Configuration:

- Probe: EX3DV4 - SN3755; ConvF(7.23, 7.23, 7.23); Calibrated: 1/20/2011
- Sensor-Surface: 2.5mm (Mechanical Surface Detection)
- Electronics: DAE4 Sn1245; Calibrated: 1/11/2011
- Phantom: SAM with CRP; Type: SAM; Serial: 1609
- Measurement SW: DASY52, Version 52.6 (1); SEMCAD X Version 14.4.2 (2595)

GPRS1900/GPRS1900 Body Up Middle CH661/Area Scan (6x10x1):

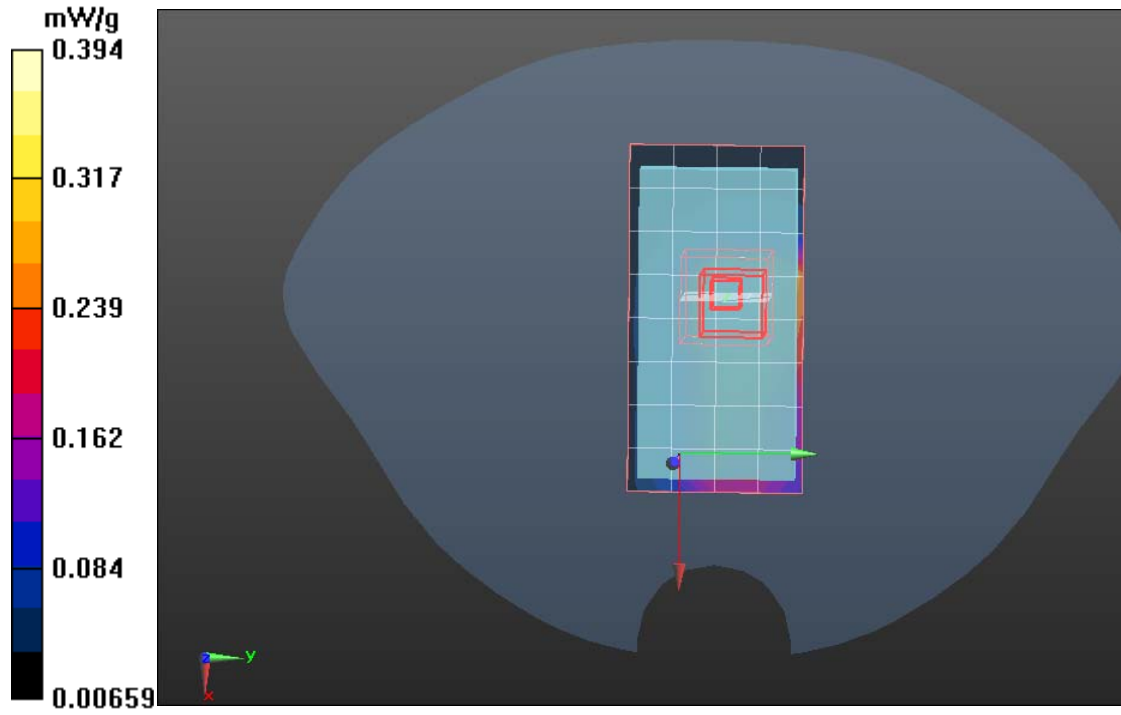
Measurement grid: dx=15mm, dy=15mm

GPRS1900/GPRS1900 Body Up Middle CH661/Zoom Scan

(7x7x9)/Cube 0: Measurement grid: dx=5mm, dy=5mm, dz=3mm

Reference Value = 8.127 V/m; Power Drift = -0.0032 dB

SAR(1 g) = 0.468 mW/g; SAR(10 g) = 0.398 mW/g





Test Laboratory: Compliance Certification Services Inc.

Date: June 21, 2011

GPRS 1900-Body High CH810

DUT: GSM Mobile Phone; Type: P100; Serial: 355037011659987

Communication System: Generic GSM; Communication System Band: GSM 1900 (1850.0 - 1910.0 MHz); Frequency: 1909.8 MHz; Communication System PAR: 9.191 dB

Medium parameters used: $f = 1909.8$ MHz; $\sigma = 1.57$ mho/m; $\epsilon_r = 51.14$; $\rho = 1000$ kg/m³

Phantom section: Flat Section

Measurement Standard: DASYS (IEEE/IEC/ANSI C63.19-2007)

DASY5 Configuration:

- Probe: EX3DV4 - SN3755; ConvF(7.23, 7.23, 7.23); Calibrated: 1/20/2011
- Sensor-Surface: 2.5mm (Mechanical Surface Detection)
- Electronics: DAE4 Sn1245; Calibrated: 1/11/2011
- Phantom: SAM with CRP; Type: SAM; Serial: 1609
- Measurement SW: DASYS2, Version 52.6 (1); SEMCAD X Version 14.4.2 (2595)

GPRS1900/GPRS1900 Body Up High CH810/Area Scan (6x10x1):

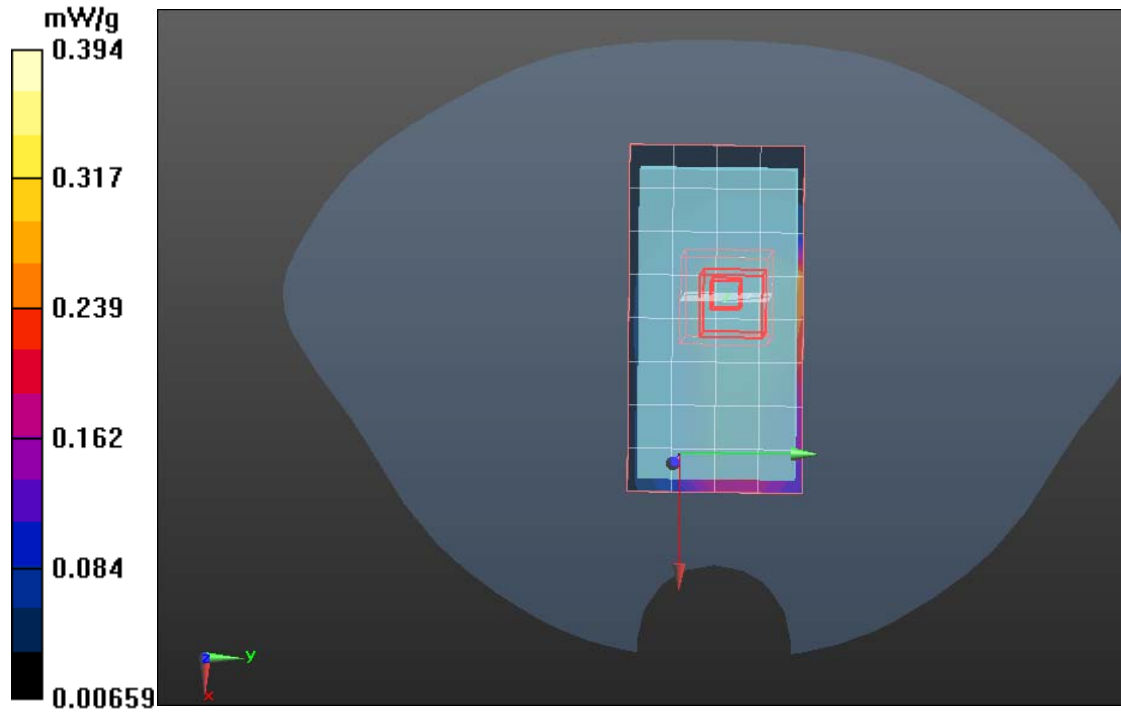
Measurement grid: dx=15mm, dy=15mm

GPRS1900/GPRS1900 Body Up High CH810/Zoom Scan (7x7x9)/Cube

0: Measurement grid: dx=5mm, dy=5mm, dz=3mm

Reference Value = 8.311 V/m; Power Drift = -0.0022 dB

SAR(1 g) = 0.485mW/g; SAR(10 g) = 0.387 mW/g





Test Laboratory: Compliance Certification Services Inc.

Date: June 21, 2011

GPRS 1900-Body Low CH512

DUT: GSM Mobile Phone; Type: P100; Serial: 355037011659987

Communication System: Generic GSM; Communication System Band: GSM 1900 (1850.0 - 1910.0 MHz); Frequency: 1850.2 MHz; Communication System PAR: 9.191 dB

Medium parameters used: $f = 1850.2$ MHz; $\sigma = 1.57$ mho/m; $\epsilon_r = 51.14$; $\rho = 1000$ kg/m³

Phantom section: Flat Section

Measurement Standard: DASY5 (IEEE/IEC/ANSI C63.19-2007)

DASY5 Configuration:

- Probe: EX3DV4 - SN3755; ConvF(7.23, 7.23, 7.23); Calibrated: 1/20/2011
- Sensor-Surface: 2.5mm (Mechanical Surface Detection)
- Electronics: DAE4 Sn1245; Calibrated: 1/11/2011
- Phantom: SAM with CRP; Type: SAM; Serial: 1609
- Measurement SW: DASY52, Version 52.6 (1); SEMCAD X Version 14.4.2 (2595)

GPRS1900/GPRS1900 Body Down Low CH512/Area Scan (6x10x1):

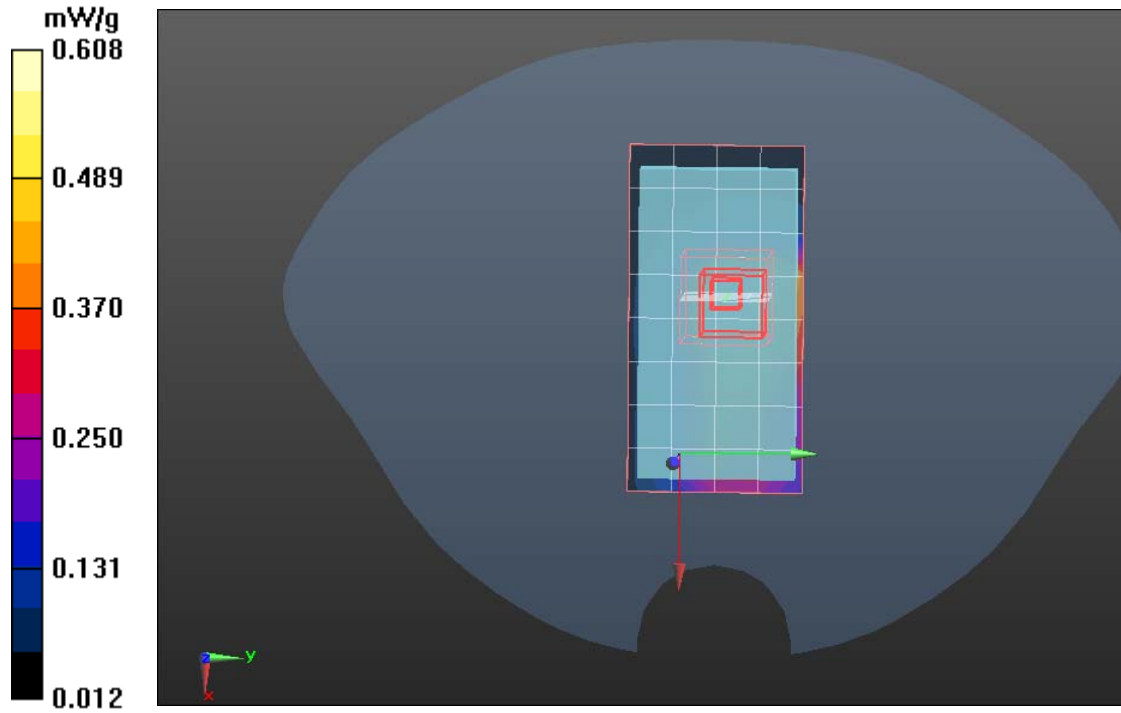
Measurement grid: dx=15mm, dy=15mm

GPRS1900/GPRS1900 Body Down Low CH512/Zoom Scan

(8x7x9)/Cube 0: Measurement grid: dx=5mm, dy=5mm, dz=3mm

Reference Value = 8.176 V/m; Power Drift = -0.0005 dB

SAR(1 g) = 0.472 mW/g; SAR(10 g) = 0.378mW/g





Test Laboratory: Compliance Certification Services Inc.

Date: June 21, 2011

GPRS 1900-Body Middle CH661

DUT: GSM Mobile Phone; Type: P100; Serial: 355037011659987

Communication System: Generic GSM; Communication System Band: GSM 1900 (1850.0 - 1910.0 MHz); Frequency: 1880 MHz; Communication System PAR: 9.191 dB

Medium parameters used: $f = 1880$ MHz; $\sigma = 1.57$ mho/m; $\epsilon_r = 51.14$; $\rho = 1000$ kg/m³

Phantom section: Flat Section

Measurement Standard: DASY5 (IEEE/IEC/ANSI C63.19-2007)

DASY5 Configuration:

- Probe: EX3DV4 - SN3755; ConvF(7.23, 7.23, 7.23); Calibrated: 1/20/2011
- Sensor-Surface: 2.5mm (Mechanical Surface Detection)
- Electronics: DAE4 Sn1245; Calibrated: 1/11/2011
- Phantom: SAM with CRP; Type: SAM; Serial: 1609
- Measurement SW: DASY52, Version 52.6 (1); SEMCAD X Version 14.4.2 (2595)

GPRS1900/GPRS1900 Body Down Middle CH661/Area Scan (6x10x1):

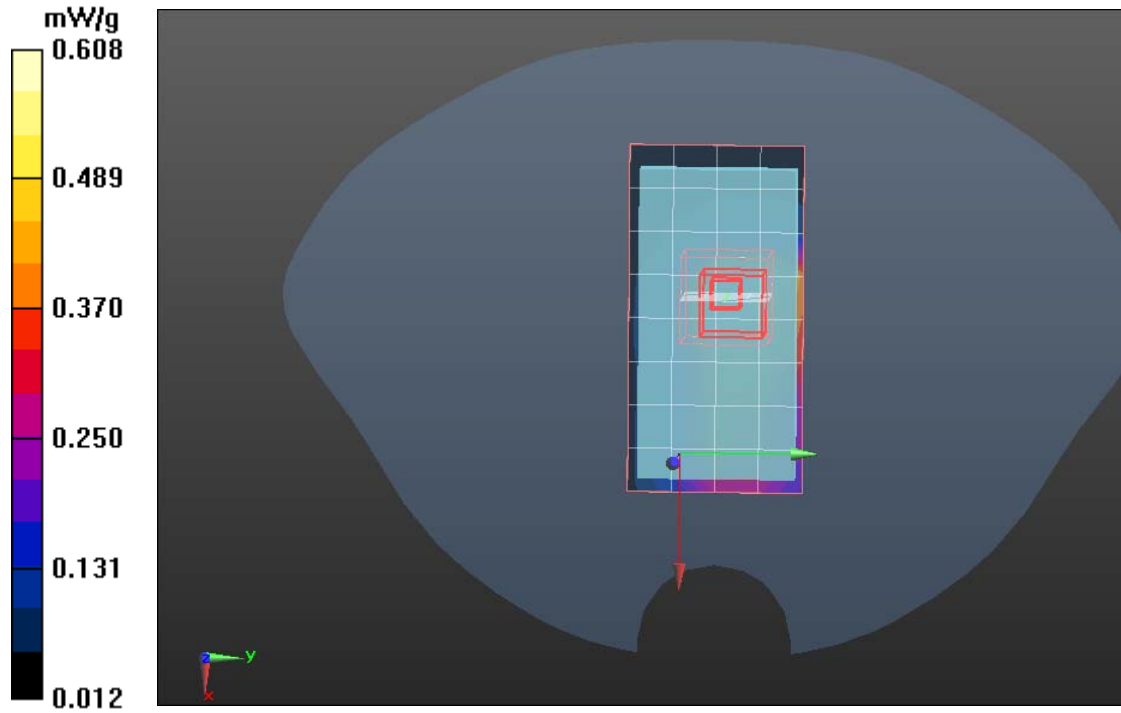
Measurement grid: dx=15mm, dy=15mm

GPRS1900/GPRS1900 Body Down Middle CH661/Zoom Scan

(8x7x9)/Cube 0: Measurement grid: dx=5mm, dy=5mm, dz=3mm

Reference Value = 8.440 V/m; Power Drift = 0.013 dB

SAR(1 g) = 0.463 mW/g; SAR(10 g) = 0.327 mW/g





Test Laboratory: Compliance Certification Services Inc.

Date: June 21, 2011

GPRS 1900-Body High CH810

DUT: GSM Mobile Phone; Type: P100; Serial: 355037011659987

Communication System: Generic GSM; Communication System Band: GSM 1900 (1850.0 - 1910.0 MHz); Frequency: 1909.8 MHz; Communication System PAR: 9.191 dB Medium parameters used: $f = 1909.8$ MHz; $\sigma = 1.57$ mho/m; $\epsilon_r = 51.14$; $\rho = 1000$ kg/m³

Phantom section: Flat Section

Measurement Standard: DASYS (IEEE/IEC/ANSI C63.19-2007)

DASY5 Configuration:

- Probe: EX3DV4 - SN3755; ConvF(7.23, 7.23, 7.23); Calibrated: 1/20/2011
- Sensor-Surface: 2.5mm (Mechanical Surface Detection)
- Electronics: DAE4 Sn1245; Calibrated: 1/11/2011
- Phantom: SAM with CRP; Type: SAM; Serial: 1609
- Measurement SW: DASYS2, Version 52.6 (1); SEMCAD X Version 14.4.2 (2595)

GPRS1900/GPRS1900 Body Down High CH810/Area Scan (6x10x1):

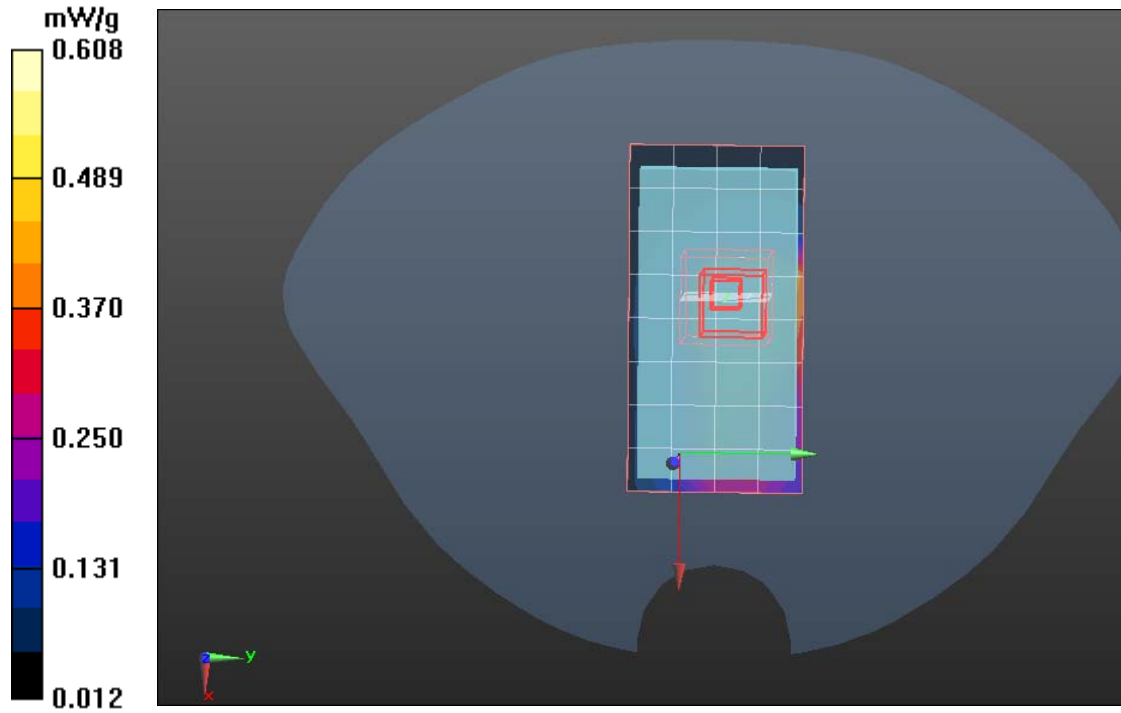
Measurement grid: dx=15mm, dy=15mm

GPRS1900/GPRS1900 Body Down High CH810/Zoom Scan

(8x7x9)/Cube 0: Measurement grid: dx=5mm, dy=5mm, dz=3mm

Reference Value = 8.676 V/m; Power Drift = 0.021 dB

SAR(1 g) = 0.487 mW/g; SAR(10 g) = 0.361 mW/g





Compliance Certification Services Inc.