



I. 850MHz Band RESULTS

<u>TYPE</u>	<u>PARAMETERS</u>
<u>Phone</u>	<p><u>Measurement 1:</u> Left Head with Cheek device position on Low Channel in GSM850 mode</p> <p><u>Measurement 2:</u> Left Head with Cheek device position on Middle Channel in GSM850 mode</p> <p><u>Measurement 3:</u> Left Head with Cheek device position on High Channel in GSM850 mode</p> <p><u>Measurement 4:</u> Left Head with Tilt device position on Low Channel in GSM850 mode</p> <p><u>Measurement 5:</u> Left Head with Tilt device position on Middle Channel in GSM850 mode</p> <p><u>Measurement 6:</u> Left Head with Tilt device position on High Channel in GSM850 mode</p> <p><u>Measurement 7:</u> Right Head with Cheek device position on Low Channel in GSM850 mode</p> <p><u>Measurement 8:</u> Right Head with Cheek device position on Middle Channel in GSM850 mode</p> <p><u>Measurement 9:</u> Right Head with Cheek device position on High Channel in GSM850 mode</p> <p><u>Measurement 10:</u> Right Head with Tilt device position on Low Channel in GSM850 mode</p> <p><u>Measurement 11:</u> Right Head with Tilt device position on Middle Channel in GSM850 mode</p> <p><u>Measurement 12:</u> Right Head with Tilt device position on High Channel in GSM850 mode</p> <p><u>Measurement 13:</u> FrontSide toward phantom 15mm, Low Channel in GSM850 mode</p> <p><u>Measurement 14:</u> FrontSide toward phantom 15mm, Middle Channel in GSM850 mode</p> <p><u>Measurement 15:</u> FrontSide toward phantom 15mm, High Channel in GSM850 mode</p> <p><u>Measurement 16:</u> BackSide toward phantom 15mm, Low Channel in GSM850 mode</p> <p><u>Measurement 17:</u> BackSide toward phantom 15mm, Middle Channel in GSM850 mode</p> <p><u>Measurement 18:</u> BackSide toward phantom 15mm, High Channel in GSM850 mode</p> <p><u>Measurement 19:</u> FrontSide toward phantom 15mm, Low Channel in GPRS850 mode</p> <p><u>Measurement 20:</u> FrontSide toward phantom 15mm, Middle</p>



	<p>Channel in GPRS850 mode <u>Measurement 21:</u> FrontSide toward phantom 15mm, High Channel in GPRS850 mode <u>Measurement 22:</u> BackSide toward phantom 15mm, Low Channel in GPRS850 mode <u>Measurement 23:</u> BackSide toward phantom 15mm, Middle Channel in GPRS850 mode <u>Measurement 24:</u> BackSide toward phantom 15mm, High Channel in GPRS850 mode</p>
--	--



MEASUREMENT 1

Date of measurement: 02/22/2011

Area Scan: 7 x 7 x 1

dx=15mm

dy=15mm

Zoom Scan: 5 x 5 x 7

dx=5mm

dy=5mm

dz=5mm

Z Axis Scan: 1 x 1 x 21

dx=20mm

dy=20mm

dz=5mm

A. Experimental conditions.

Phantom File	zinf15.txt, Adaptive 2 max
Phantom	Left Head
Device Position	Cheek
Band	GSM850
Channels	Low
Signal	GSM

B. Instrumentations.

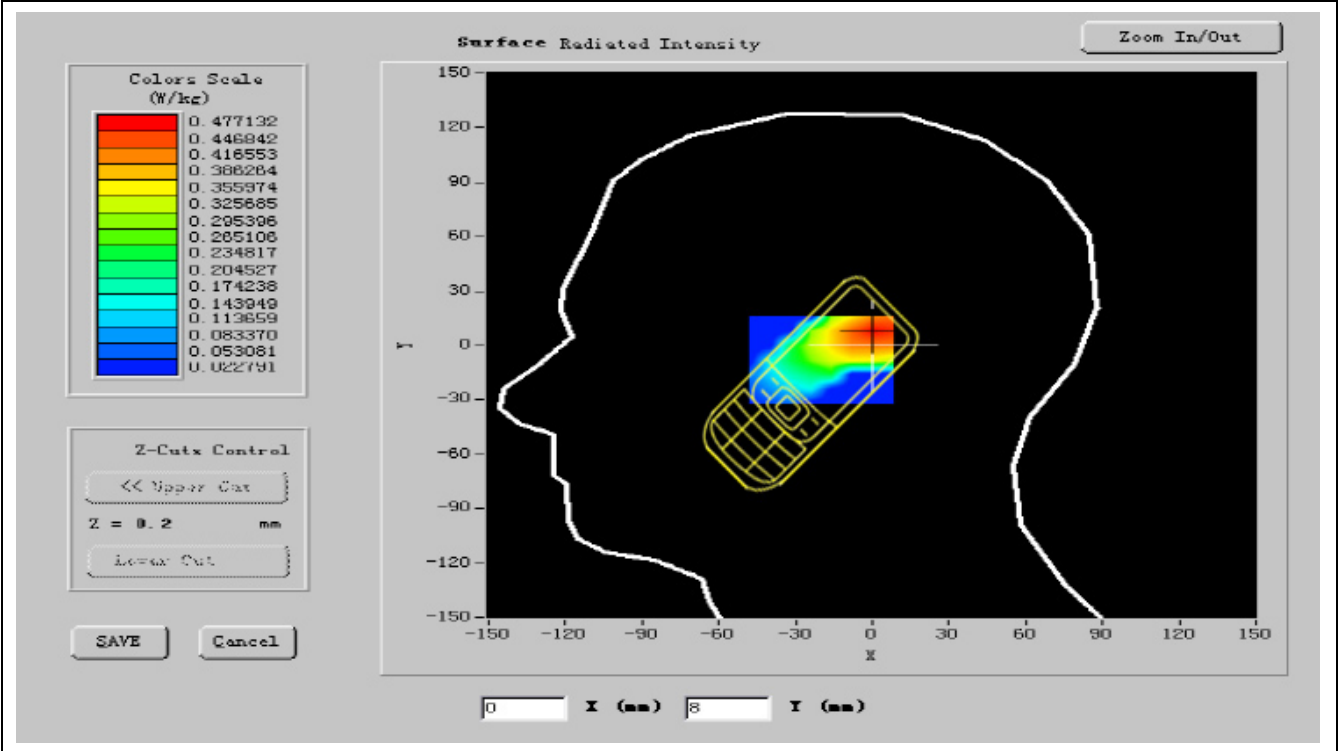
PC	HP (Pentium(R) V3.06GHz, SN:375052-AA1)	Calibration Due: N/A
Wireless Communication Test Set	R&S (CMU200, SN:B23-03291)	Calibration Due: 05/25/2011
Network Analyzer	Agilent(E5071B, MY42301382)	Calibration Due: 03/24/2011
Voltmeter	Keithley (2000, SN:1015843)	Calibration Due: 05/25/2011
Signal Generator	Agilent (E8257C, SN:MY43321570)	Calibration Due: 03/24/2011
Amplifier	Mini-Circuits (ZHL-42, SN:110405)	Calibration Due: 07/29/2011
Power Meter	Agilent (E4416A, SN:QB41292714)	Calibration Due: 03/24/2011
Probe	Antenna (SN:SN_1109_EP_100)	Calibration Due: 05/04/2011
DIPOLE 835	Antenna (DIPC32,SN 48/05)	Calibration Due: 02/09/2012
Phantom	Antenna (SN:SN41_05_SAM29)	Calibration Due: N/A
Liquid	Antenna	Calibration Due: N/A
Measurement SW	OPEN SAR V2.1	Calibration Due: N/A

C. SAR Measurement Results

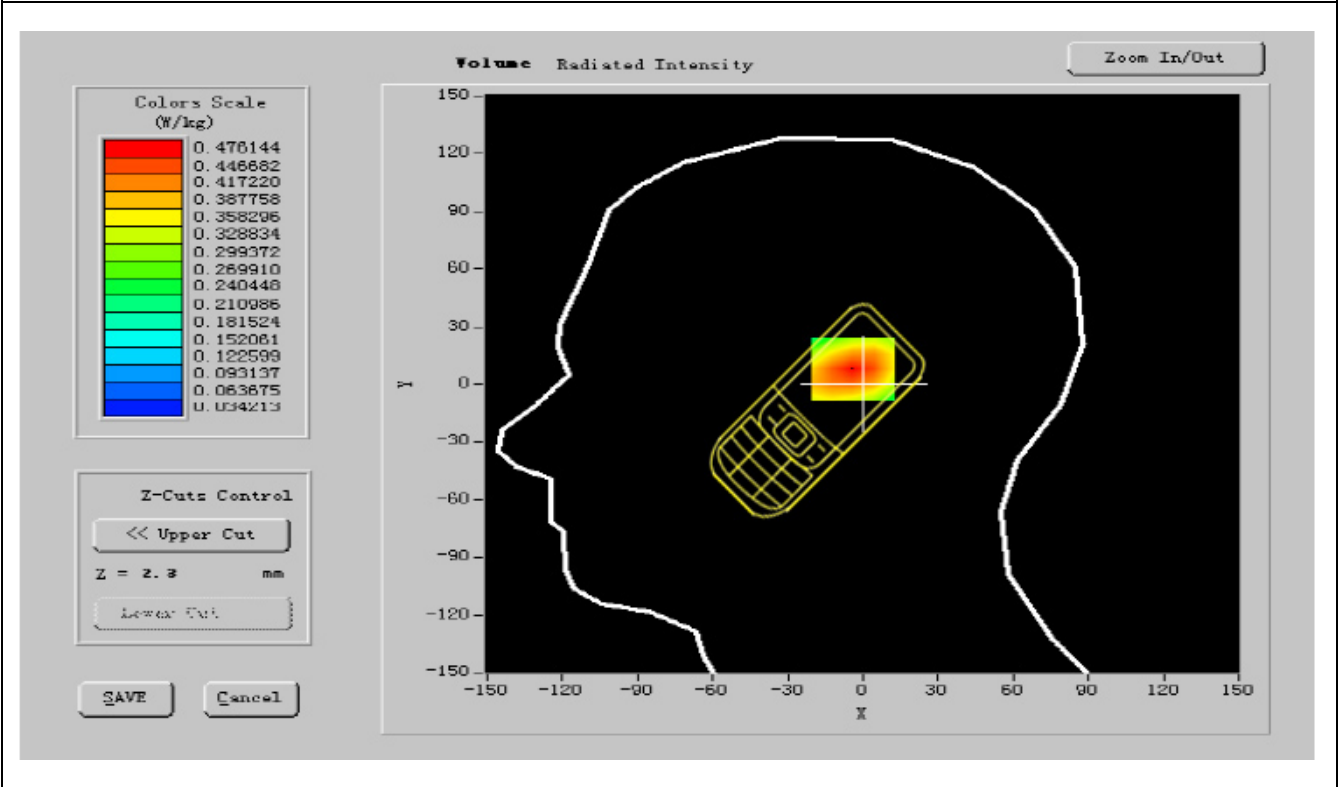
Frequency (MHz)	824.200000
Relative permittivity (real part)	41.466999
Relative permittivity (imaginary part)	19.511101
Conductivity (S/m)	0.923392
Variation (%)	-1.490000
Ambient Temperature:	21.2°C
Liquid Temperature:	20.2°C
ConvF:	20.66, 20.51, 28.36
Crest factor:	8:1



SURFACE SAR



VOLUME SAR





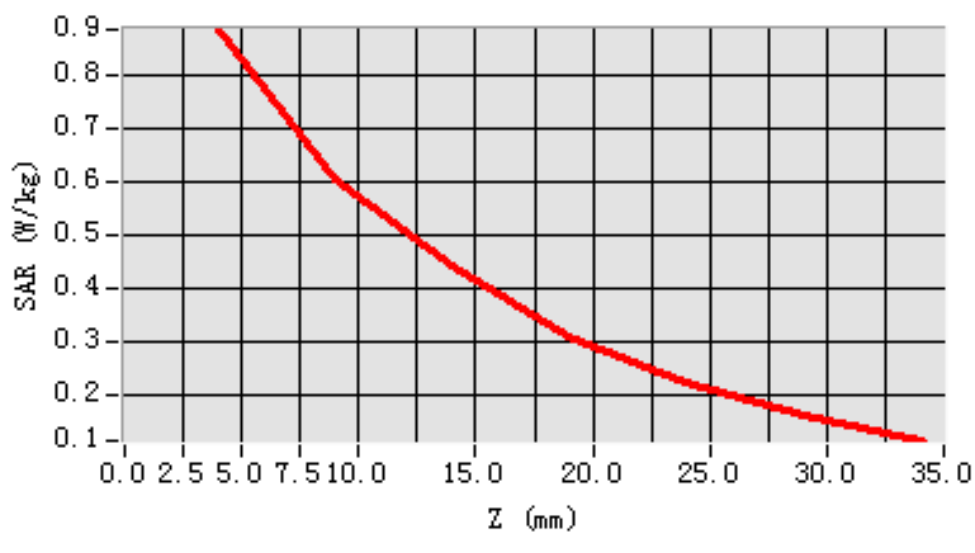
Maximum location: X=-13.00, Y=-3.00

SAR 10g (W/Kg)	0.442827
SAR 1g (W/Kg)	0.503217

Z Axis Scan

Z(mm)	0.00	4.00	9.00	14.00	19.00	24.00	29.00
SAR (W/kg)	0.0000	0.8491	0.5876	0.4532	0.2756	0.1985	0.1465

SAR, Z Axis Scan (X = -13, Y = -3)





MEASUREMENT 2

Date of measurement: 02/22/2011

Area Scan: 7 x 7 x 1 **dx=15mm** **dy=15mm**
Zoom Scan: 5 x 5 x 7 **dx=5mm** **dy=5mm** **dz=5mm**
Z Axis Scan: 1 x 1 x 21 **dx=20mm** **dy=20mm** **dz=5mm**

A. Experimental conditions.

Phantom File	zinf15.txt, Adaptive 2 max
Phantom	Left Head
Device Position	Cheek
Band	GSM850
Channels	Middle
Signal	GSM

B. Instrumentations.

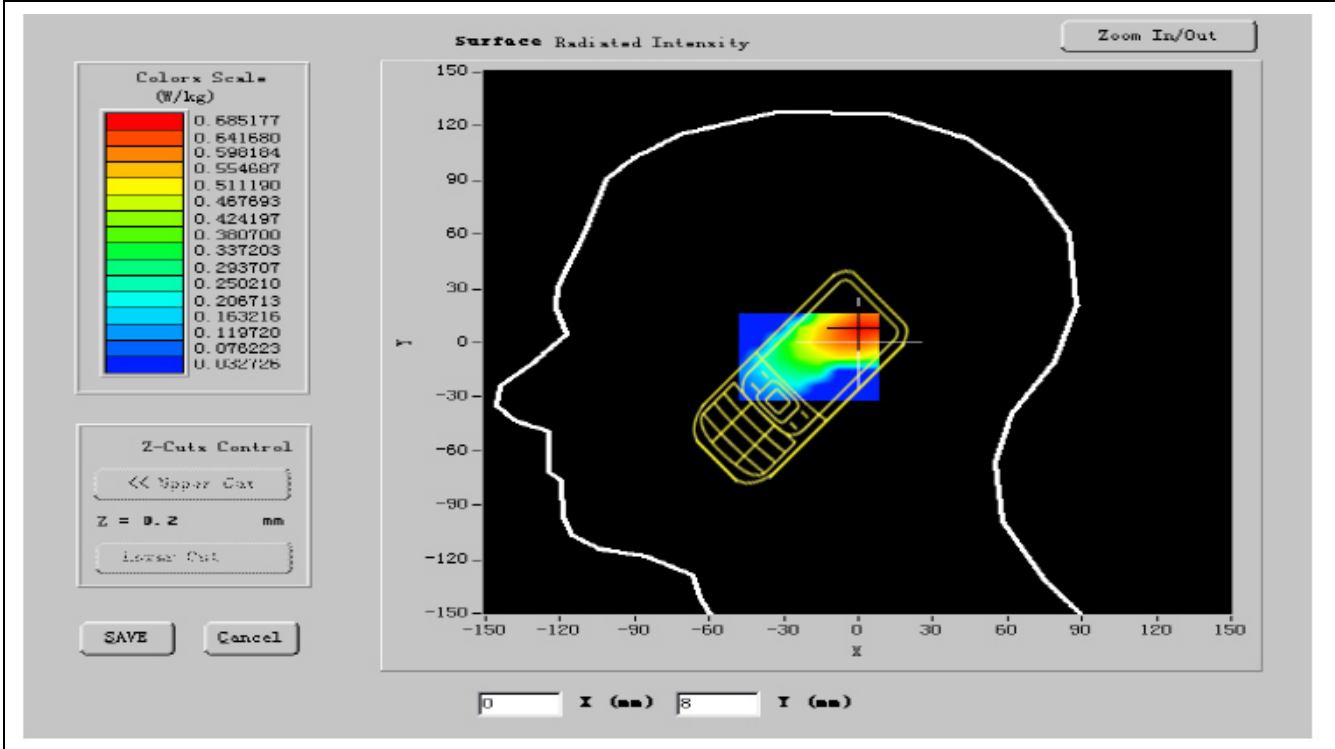
PC	HP (Pentium(R) V3.06GHz, SN:375052-AA1)	Calibration Due: N/A
Wireless Communication Test Set	R&S (CMU200, SN:B23-03291)	Calibration Due: 05/25/2011
Network Analyzer	Agilent(E5071B, MY42301382)	Calibration Due: 03/24/2011
Voltmeter	Keithley (2000, SN:1015843)	Calibration Due: 05/25/2011
Signal Generator	Agilent (E8257C, SN:MY43321570)	Calibration Due: 03/24/2011
Amplifier	Mini-Circuits (ZHL-42, SN:110405)	Calibration Due: 07/29/2011
Power Meter	Agilent (E4416A, SN:QB41292714)	Calibration Due: 03/24/2011
Probe	Antennessa (SN:SN_1109_EP_100)	Calibration Due: 05/04/2011
DIPOLE 835	Antennessa (DIPC32,SN 48/05)	Calibration Due: 02/09/2012
Phantom	Antennessa (SN:SN41_05_SAM29)	Calibration Due: N/A
Liquid	Antennessa	Calibration Due: N/A
Measurement SW	OPEN SAR V2.1	Calibration Due: N/A

C. SAR Measurement Results

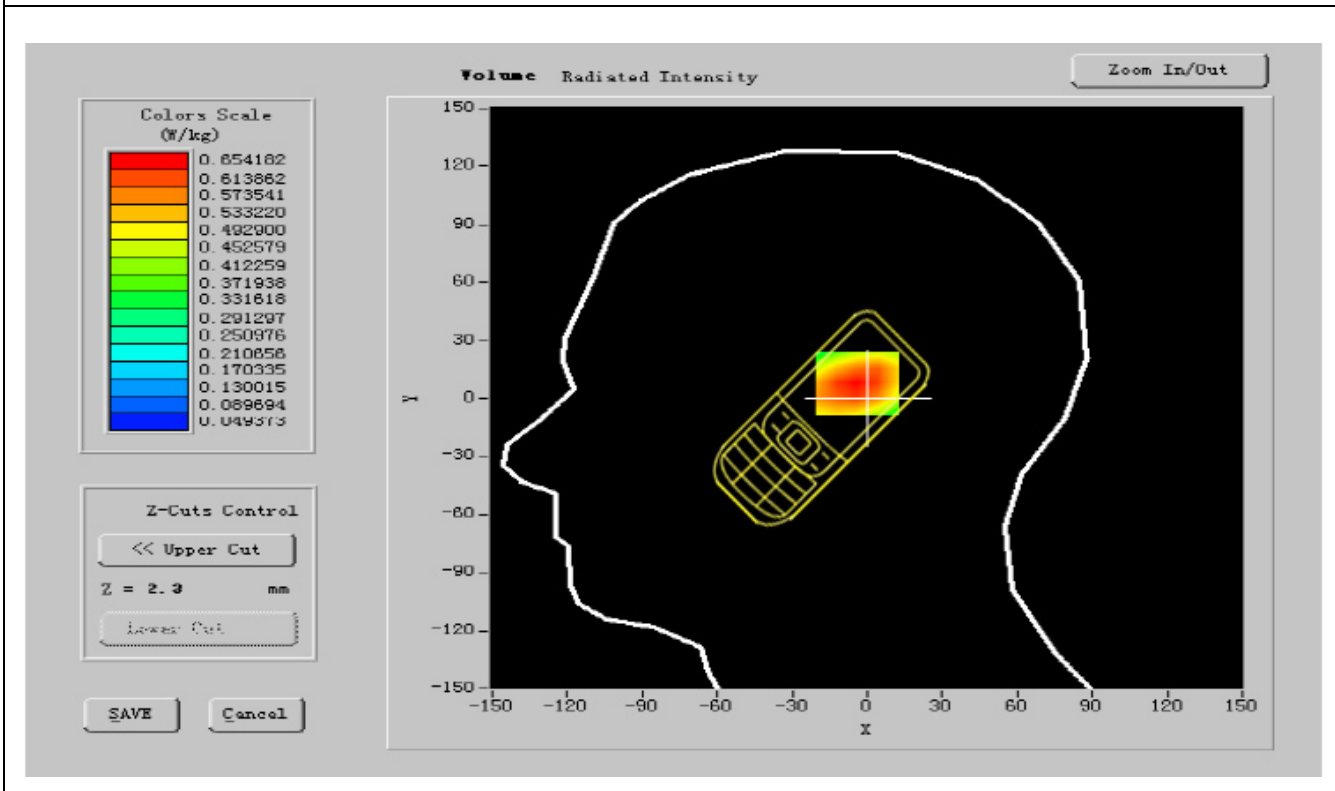
Frequency (MHz)	836.600000
Relative permittivity (real part)	41.466999
Relative permittivity (imaginary part)	19.511101
Conductivity (S/m)	0.916616
Variation (%)	-0.110000
Ambient Temperature:	21.2 °C
Liquid Temperature:	20.2°C
ConvF:	20.66, 20.51, 28.36
Crest factor:	8:1



SURFACE SAR



VOLUME SAR





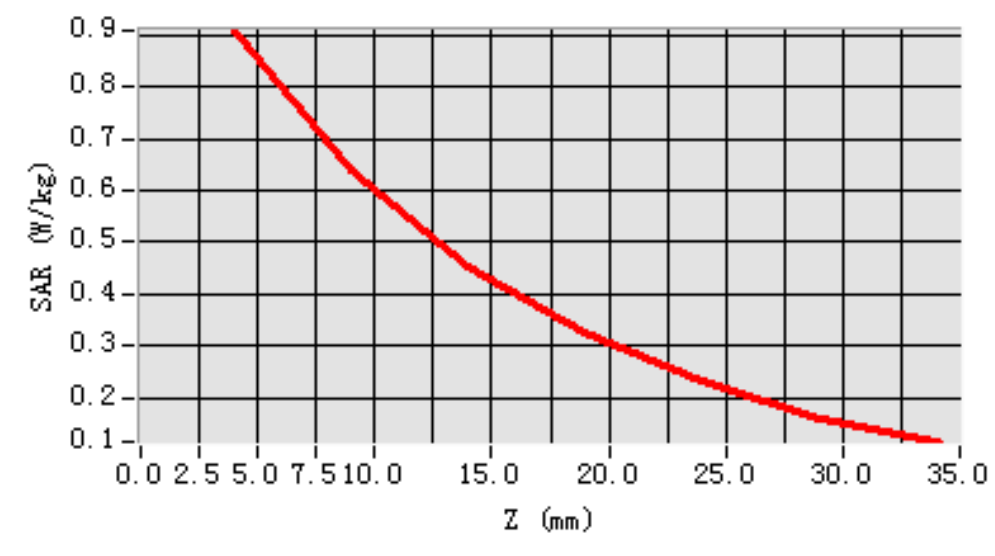
Maximum location: X=-13.00, Y=-3.00

SAR 10g (W/Kg)	0.357079
SAR 1g (W/Kg)	0.512027

Z Axis Scan

Z(mm)	0.00	4.00	9.00	14.00	19.00	24.00	29.00
SAR (W/kg)	0.0000	0.8683	0.5987	0.4463	0.4073	0.2345	0.1673

SAR, Z Axis Scan (X = -13, Y = -3)





MEASUREMENT 3

Date of measurement: 02/22/2011

Area Scan: 7 x 7 x 1 **dx=15mm** **dy=15mm**
Zoom Scan: 5 x 5 x 7 **dx=5mm** **dy=5mm** **dz=5mm**
Z Axis Scan: 1 x 1 x 21 **dx=20mm** **dy=20mm** **dz=5mm**

A. Experimental conditions.

Phantom File	zinf15.txt, Adaptive 2 max
Phantom	Left Head
Device Position	Cheek
Band	GSM850
Channels	High
Signal	GSM

B. Instrumentations.

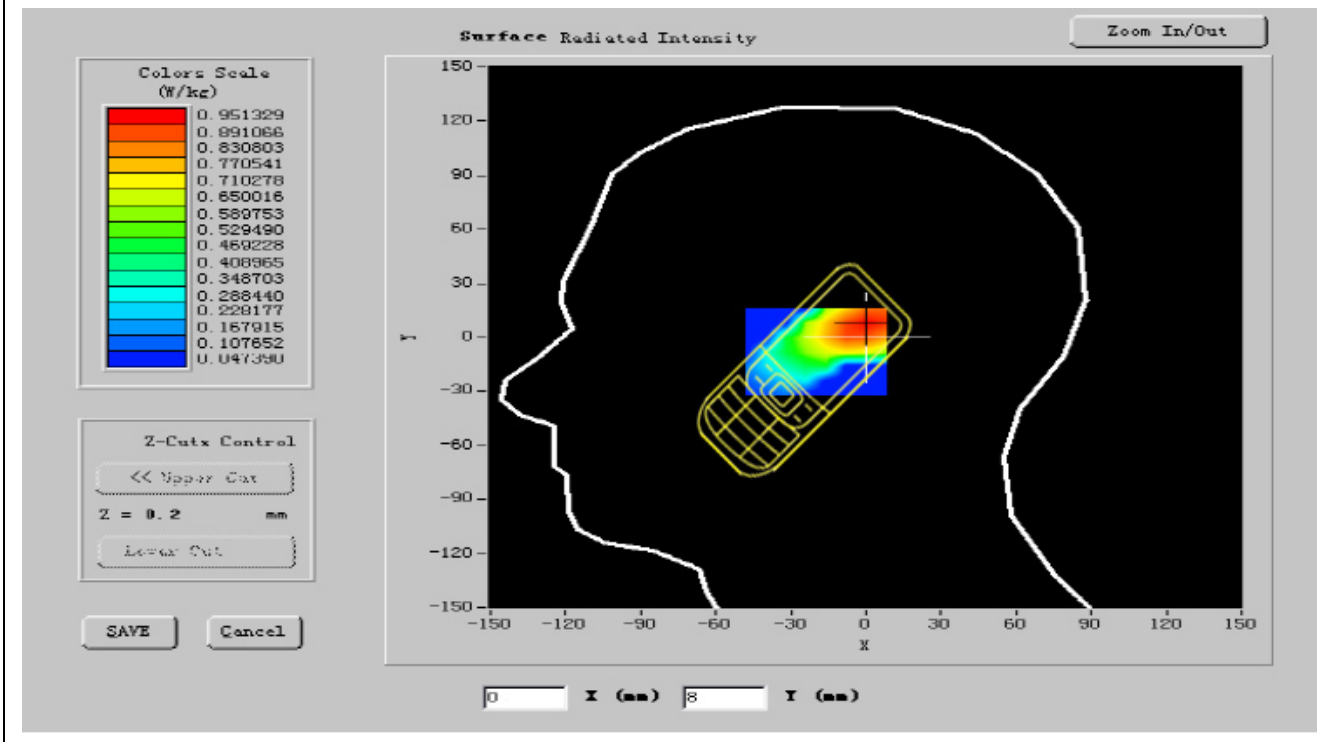
PC	HP (Pentium(R) V3.06GHz, SN:375052-AA1)	Calibration Due: N/A
Wireless Communication Test Set	R&S (CMU200, SN:B23-03291)	Calibration Due: 05/25/2011
Network Analyzer	Agilent(E5071B, MY42301382)	Calibration Due: 03/24/2011
Voltmeter	Keithley (2000, SN:1015843)	Calibration Due: 05/25/2011
Signal Generator	Agilent (E8257C, SN:MY43321570)	Calibration Due: 03/24/2011
Amplifier	Mini-Circuits (ZHL-42, SN:110405)	Calibration Due: 07/29/2011
Power Meter	Agilent (E4416A, SN:QB41292714)	Calibration Due: 03/24/2011
Probe	Antennessa (SN:SN_1109_EP_100)	Calibration Due: 05/04/2011
DIPOLE 835	Antennessa (DIPC32,SN 48/05)	Calibration Due: 02/09/2012
Phantom	Antennessa (SN:SN41_05_SAM29)	Calibration Due: N/A
Liquid	Antennessa	Calibration Due: N/A
Measurement SW	OPEN SAR V2.1	Calibration Due: N/A

C. SAR Measurement Results

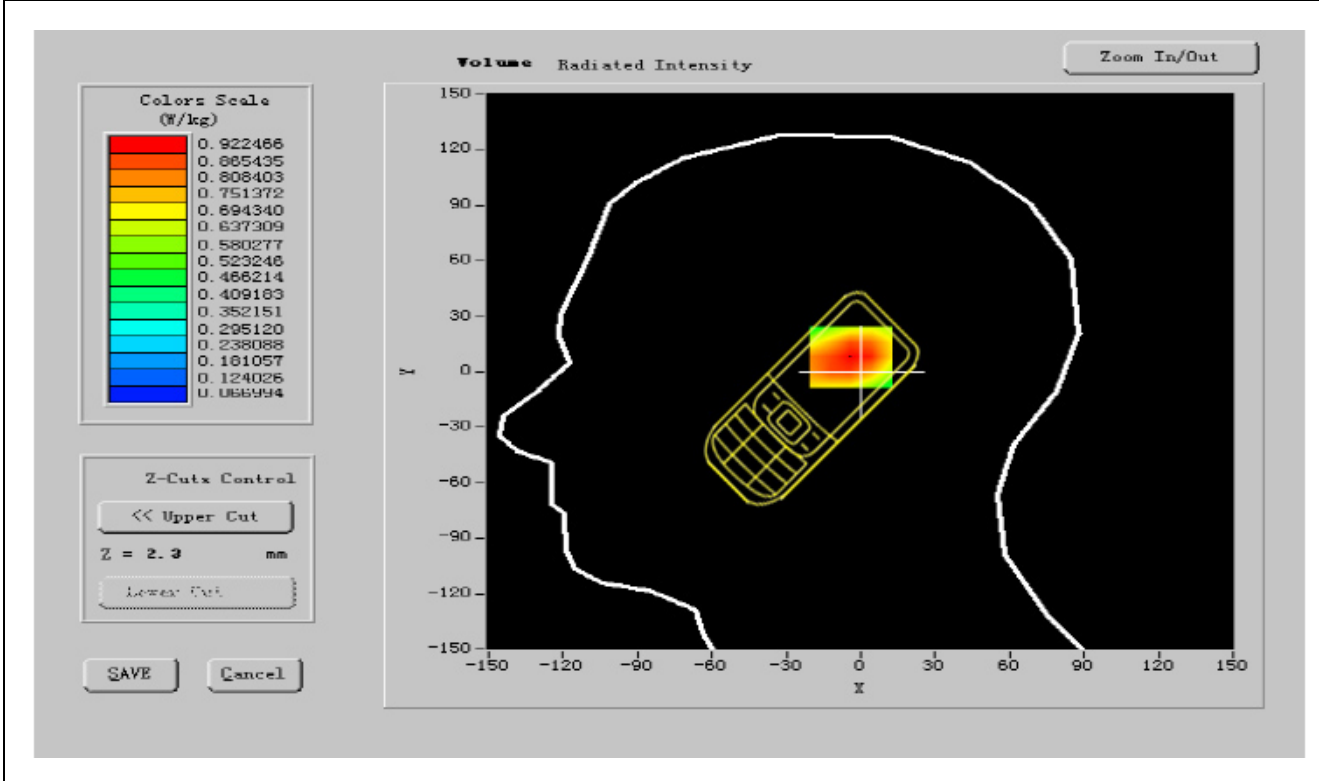
Frequency (MHz)	848.80000
Relative permittivity (real part)	41.262001
Relative permittivity (imaginary part)	19.598200
Conductivity (S/m)	0.923946
Variation (%)	-0.110000
Ambient Temperature:	21.2 °C
Liquid Temperature:	20.2°C
ConvF:	20.66, 20.51, 28.36
Crest factor:	8:1



SURFACE SAR



VOLUME SAR





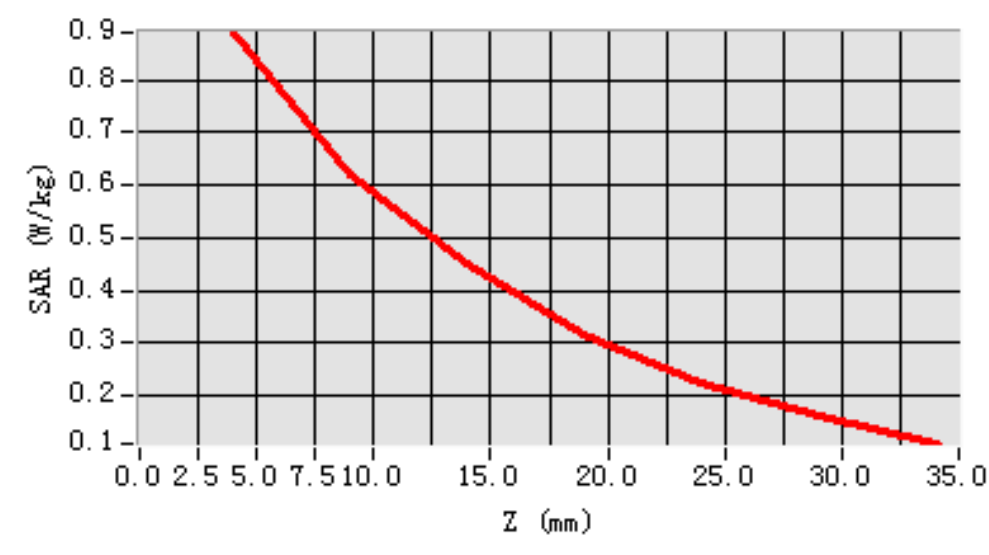
Maximum location: X=-13.00, Y=-3.00

SAR 10g (W/Kg)	0.589410
SAR 1g (W/Kg)	0.592214

Z Axis Scan

Z(mm)	0.00	4.00	9.00	14.00	19.00	24.00	29.00
SAR (W/kg)	0.0000	0.84446	0.58763	0.4127	0.2947	0.1987	0.1324

SAR, Z Axis Scan (X = -13, Y = -3)





MEASUREMENT 4

Date of measurement: 02/22/2011

Area Scan: 7 x 7 x 1

dx=15mm

dy=15mm

Zoom Scan: 5 x 5 x 7

dx=5mm

dy=5mm

dz=5mm

Z Axis Scan: 1 x 1 x 21

dx=20mm

dy=20mm

dz=5mm

A. Experimental conditions.

Phantom File	zinf15.txt, Adaptive 2 max
Phantom	Left Head
Device Position	Tilt
Band	GSM850
Channels	Low
Signal	GSM

B. Instrumentations.

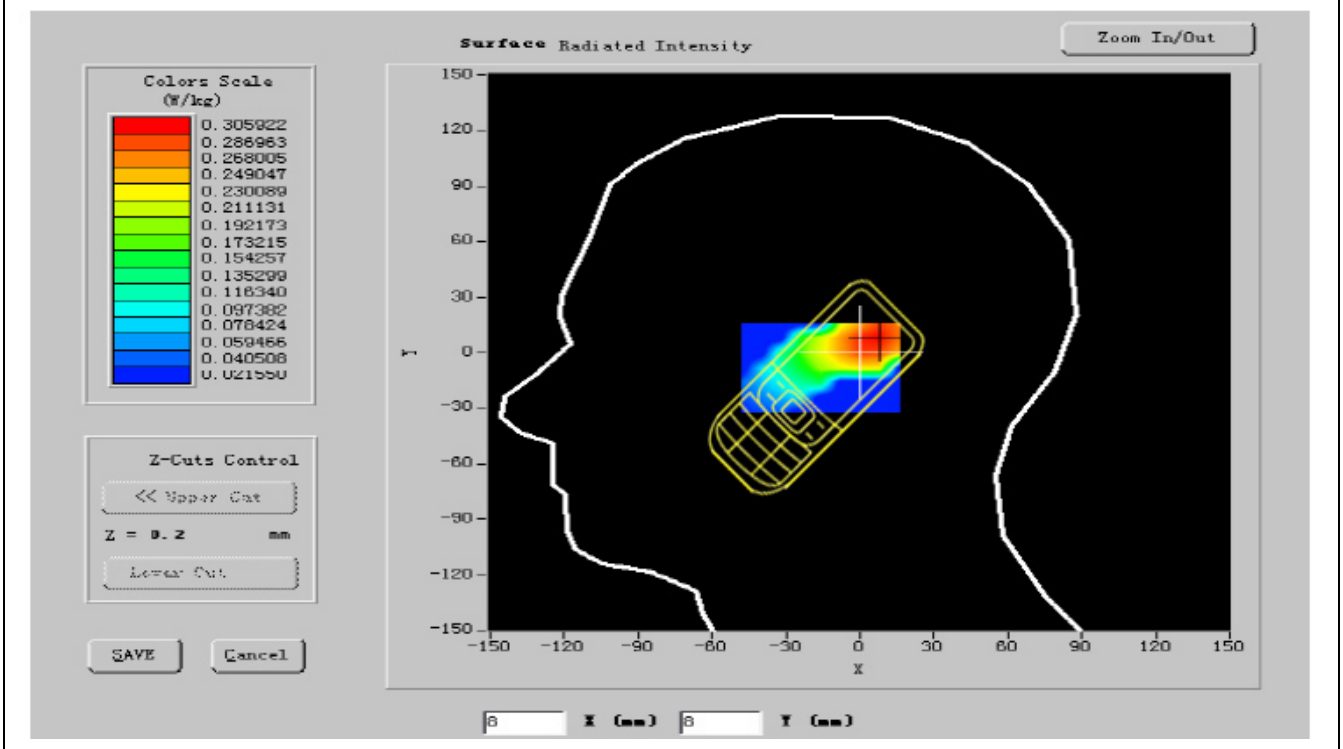
PC	HP (Pentium(R) V3.06GHz, SN:375052-AA1)	Calibration Due: N/A
Wireless Communication Test Set	R&S (CMU200, SN:B23-03291)	Calibration Due: 05/25/2011
Network Analyzer	Agilent(E5071B, MY42301382)	Calibration Due: 03/24/2011
Voltmeter	Keithley (2000, SN:1015843)	Calibration Due: 05/25/2011
Signal Generator	Agilent (E8257C, SN:MY43321570)	Calibration Due: 03/24/2011
Amplifier	Mini-Circuits (ZHL-42, SN:110405)	Calibration Due: 07/29/2011
Power Meter	Agilent (E4416A, SN:QB41292714)	Calibration Due: 03/24/2011
Probe	Antenna (SN:SN_1109_EP_100)	Calibration Due: 05/04/2011
DIPOLE 835	Antenna (DIPC32,SN 48/05)	Calibration Due: 02/09/2012
Phantom	Antenna (SN:SN41_05_SAM29)	Calibration Due: N/A
Liquid	Antenna	Calibration Due: N/A
Measurement SW	OPEN SAR V2.1	Calibration Due: N/A

C. SAR Measurement Results

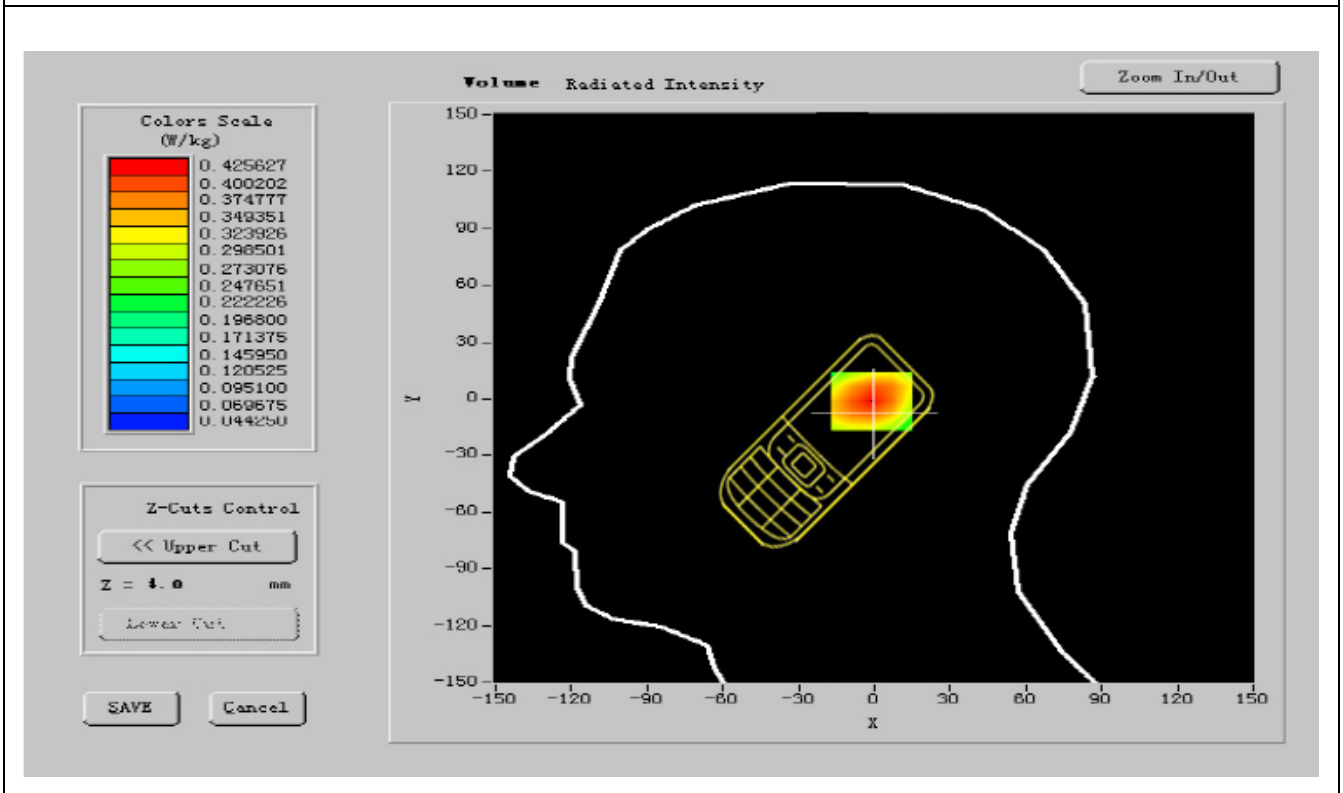
Frequency (MHz)	824.200000
Relative permittivity (real part)	41.466999
Relative permittivity (imaginary part)	19.511101
Conductivity (S/m)	0.913392
Variation (%)	-3.070000
Ambient Temperature:	21.2 °C
Liquid Temperature:	20.2°C
ConvF:	20.66, 20.51, 28.36
Crest factor:	8:1



SURFACE SAR



VOLUME SAR





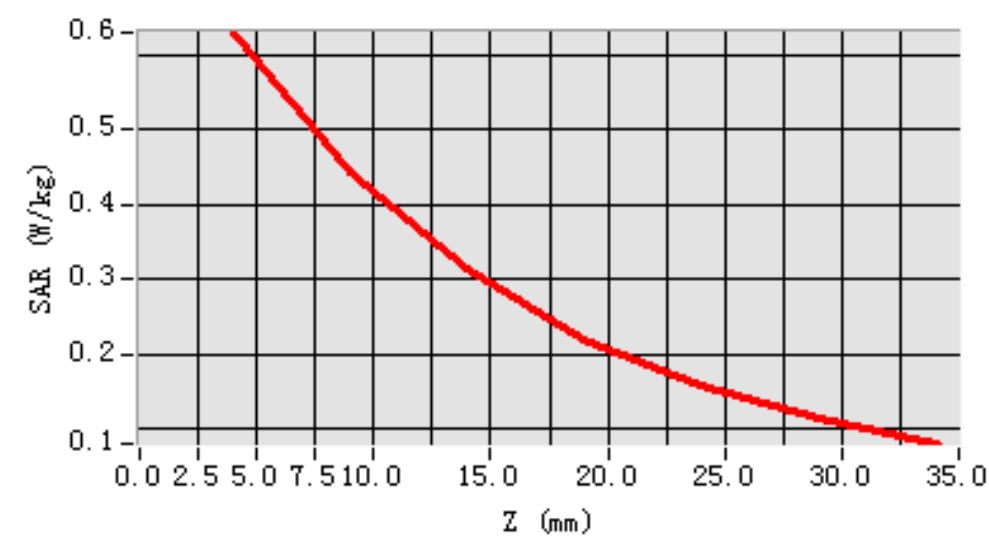
Maximum location: X=-13.00, Y=-3.00

SAR 10g (W/Kg)	0.273533
SAR 1g (W/Kg)	0.425678

Z Axis Scan

Z(mm)	0.00	4.00	9.00	14.00	19.00	24.00	29.00
SAR (W/kg)	0.0000	0.5756	0.4854	0.3354	0.2154	0.1911	0.0111

SAR, Z Axis Scan (X = -9, Y = -6)





MEASUREMENT 5

Date of measurement: 02/22/2011

Area Scan: 7 x 7 x 1

dx=15mm

dy=15mm

Zoom Scan: 5 x 5 x 7

dx=5mm

dy=5mm

dz=5mm

Z Axis Scan: 1 x 1 x 21

dx=20mm

dy=20mm

dz=5mm

A. Experimental conditions.

Phantom File	zinf15.txt, Adaptive 2 max
Phantom	Left Head
Device Position	Tilt
Band	GSM850
Channels	Middle
Signal	GSM

B. Instrumentations.

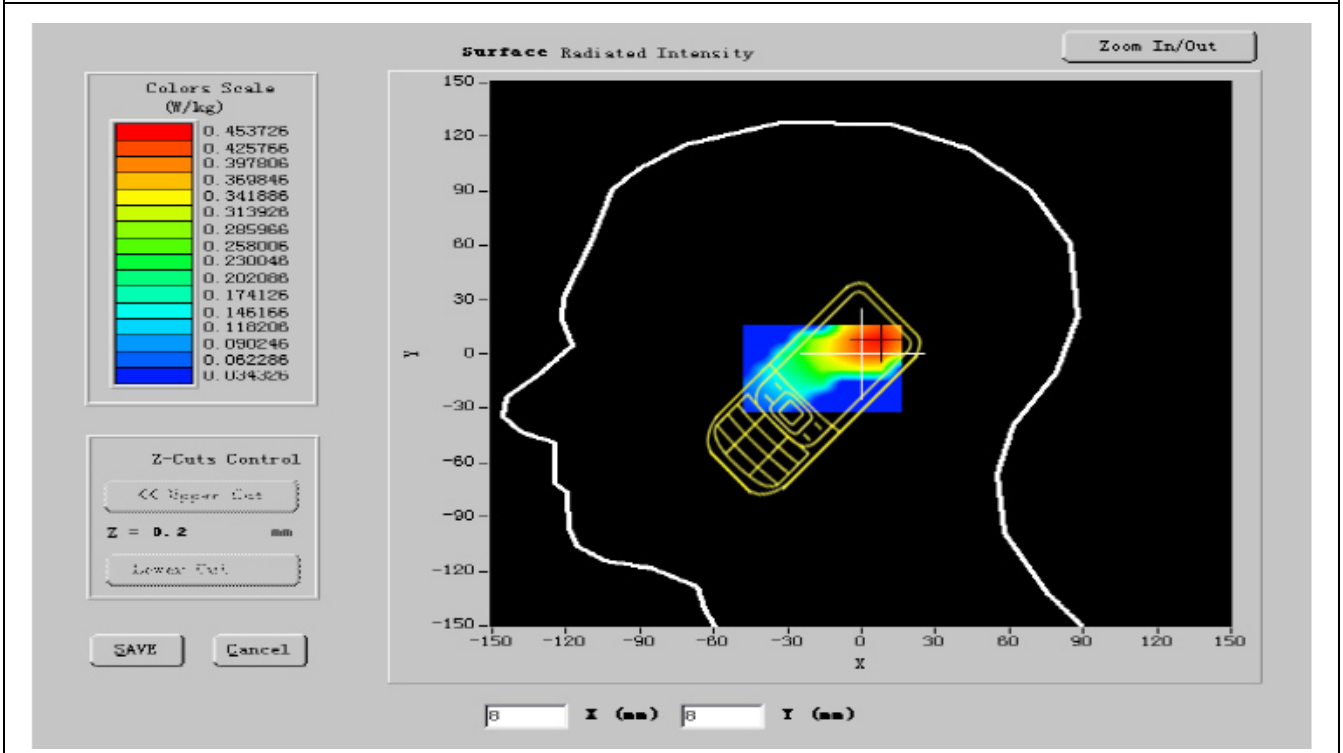
PC	HP (Pentium(R) V3.06GHz, SN:375052-AA1)	Calibration Due: N/A
Wireless Communication Test Set	R&S (CMU200, SN:B23-03291)	Calibration Due: 05/25/2011
Network Analyzer	Agilent(E5071B, MY42301382)	Calibration Due: 03/24/2011
Voltmeter	Keithley (2000, SN:1015843)	Calibration Due: 05/25/2011
Signal Generator	Agilent (E8257C, SN:MY43321570)	Calibration Due: 03/24/2011
Amplifier	Mini-Circuits (ZHL-42, SN:110405)	Calibration Due: 07/29/2011
Power Meter	Agilent (E4416A, SN:QB41292714)	Calibration Due: 03/24/2011
Probe	Antennessa (SN:SN_1109_EP_100)	Calibration Due: 05/04/2011
DIPOLE 835	Antennessa (DIPC32,SN 48/05)	Calibration Due: 02/09/2012
Phantom	Antennessa (SN:SN41_05_SAM29)	Calibration Due: N/A
Liquid	Antennessa	Calibration Due: N/A
Measurement SW	OPEN SAR V2.1	Calibration Due: N/A

C. SAR Measurement Results

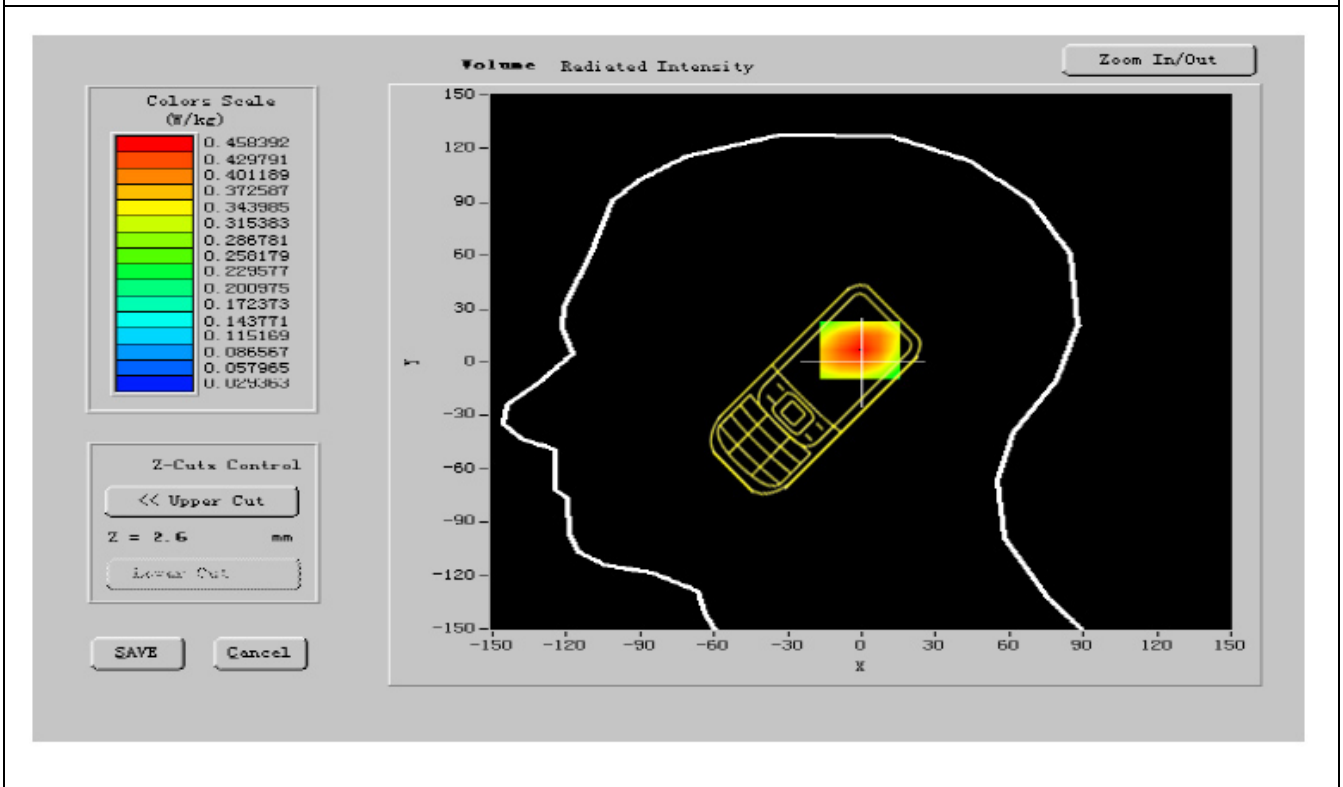
Frequency (MHz)	836.600000
Relative permittivity (real part)	41.466999
Relative permittivity (imaginary part)	19.511101
Conductivity (S/m)	0.913636
Variation (%)	-0.880000
Ambient Temperature:	21.2 °C
Liquid Temperature:	20.2°C
ConvF:	20.66, 20.51, 28.36
Crest factor:	8:1



SURFACE SAR



VOLUME SAR





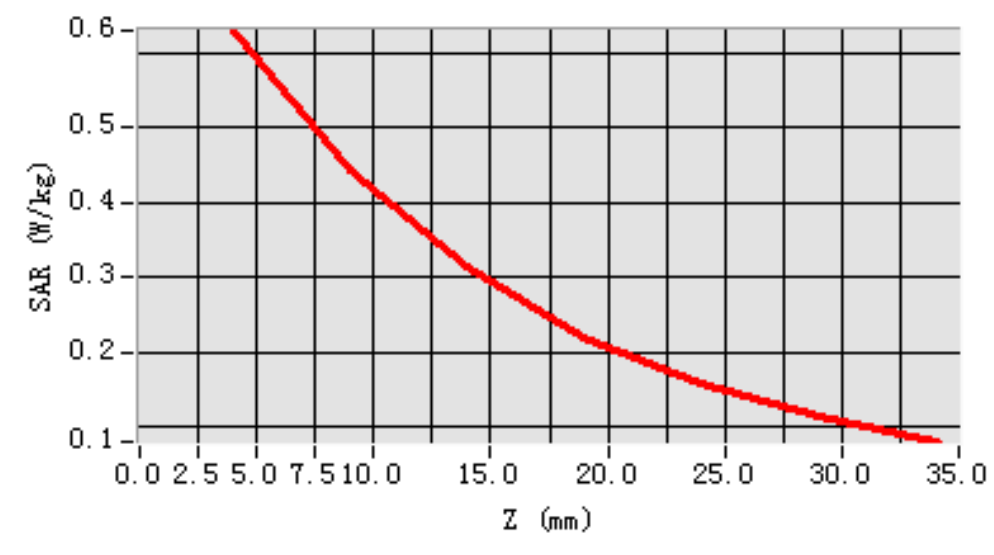
Maximum location: X=-13.00, Y=-3.00

SAR 10g (W/Kg)	0.237303
SAR 1g (W/Kg)	0.400201

Z Axis Scan

Z(mm)	0.00	4.00	9.00	14.00	19.00	24.00	29.00
SAR (W/kg)	0.0000	0.5929	0.4354	0.3354	0.2154	0.1611	0.0123

SAR, Z Axis Scan (X = -9, Y = -6)





MEASUREMENT 6

Date of measurement: 02/22/2011

Area Scan: 7 x 7 x 1 **dx=15mm** **dy=15mm**
Zoom Scan: 5 x 5 x 7 **dx=5mm** **dy=5mm** **dz=5mm**
Z Axis Scan: 1 x 1 x 21 **dx=20mm** **dy=20mm** **dz=5mm**

A. Experimental conditions.

Phantom File	zinf15.txt, Adaptive 2 max
Phantom	Left Head
Device Position	Tilt
Band	GSM850
Channels	High
Signal	GSM

B. Instrumentations.

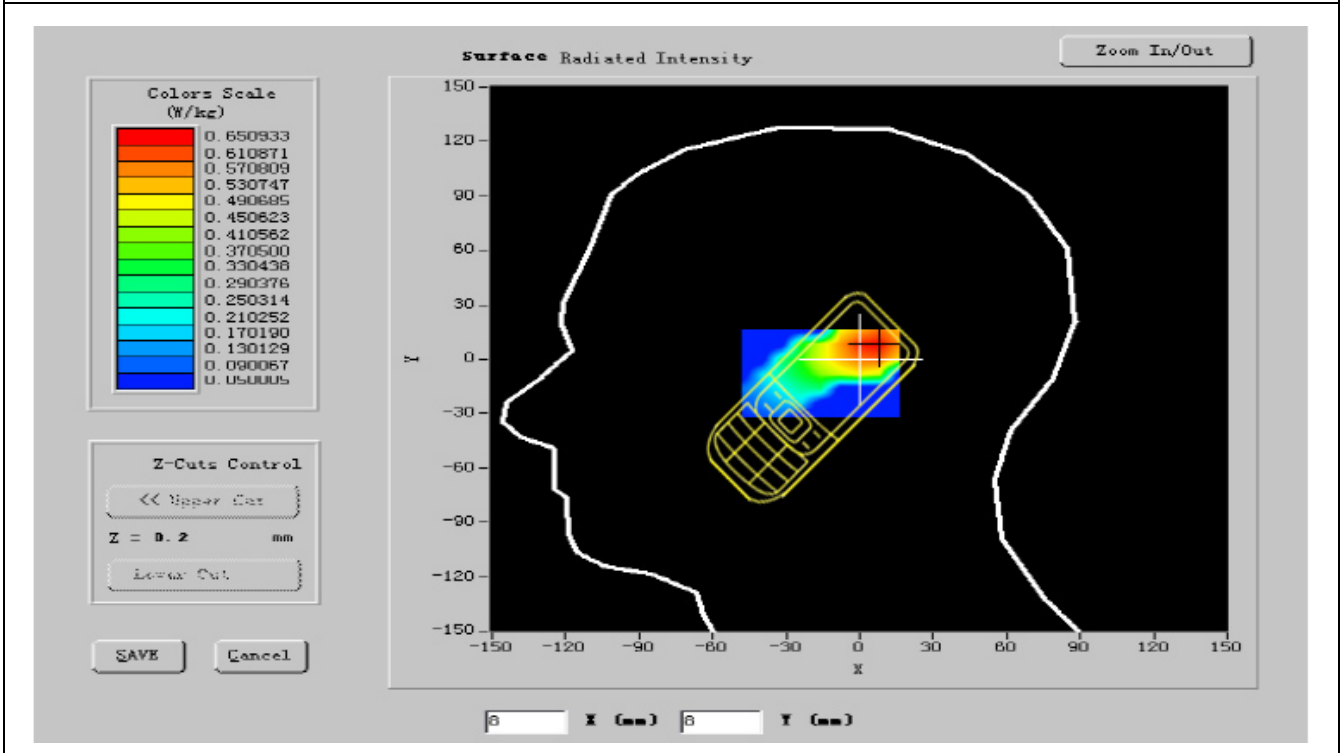
PC	HP (Pentium(R) V3.06GHz, SN:375052-AA1)	Calibration Due: N/A
Wireless Communication Test Set	R&S (CMU200, SN:B23-03291)	Calibration Due: 05/25/2011
Network Analyzer	Agilent(E5071B, MY42301382)	Calibration Due: 03/24/2011
Voltmeter	Keithley (2000, SN:1015843)	Calibration Due: 05/25/2011
Signal Generator	Agilent (E8257C, SN:MY43321570)	Calibration Due: 03/24/2011
Amplifier	Mini-Circuits (ZHL-42, SN:110405)	Calibration Due: 07/29/2011
Power Meter	Agilent (E4416A, SN:QB41292714)	Calibration Due: 03/24/2011
Probe	Antennessa (SN:SN_1109_EP_100)	Calibration Due: 05/04/2011
DIPOLE 835	Antennessa (DIPC32,SN 48/05)	Calibration Due: 02/09/2012
Phantom	Antennessa (SN:SN41_05_SAM29)	Calibration Due: N/A
Liquid	Antennessa	Calibration Due: N/A
Measurement SW	OPEN SAR V2.1	Calibration Due: N/A

C. SAR Measurement Results

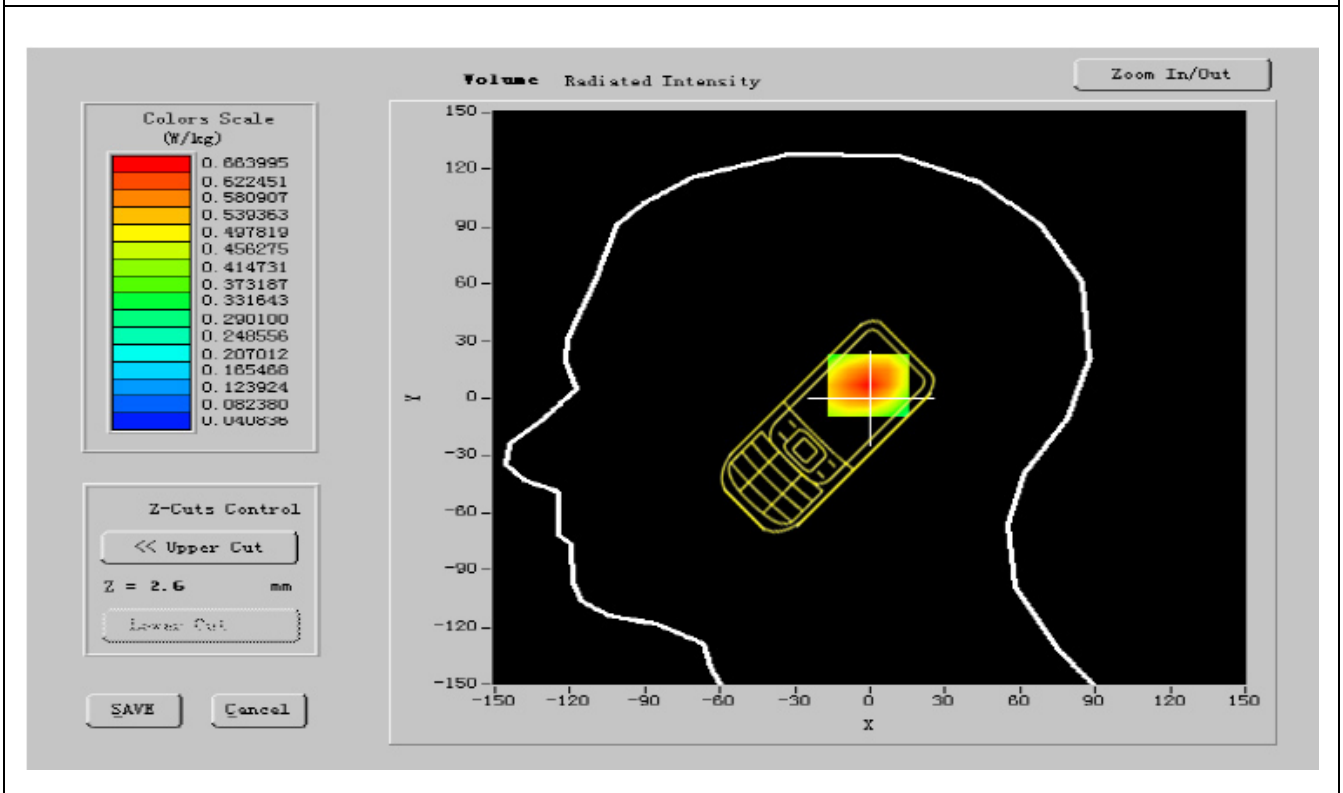
Frequency (MHz)	848.800000
Relative permittivity (real part)	41.262001
Relative permittivity (imaginary part)	19.598200
Conductivity (S/m)	0.923946
Variation (%)	-3.070000
Ambient Temperature:	21.2 °C
Liquid Temperature:	20.2°C
ConvF:	20.66, 20.51, 28.36
Crest factor:	8:1



SURFACE SAR



VOLUME SAR





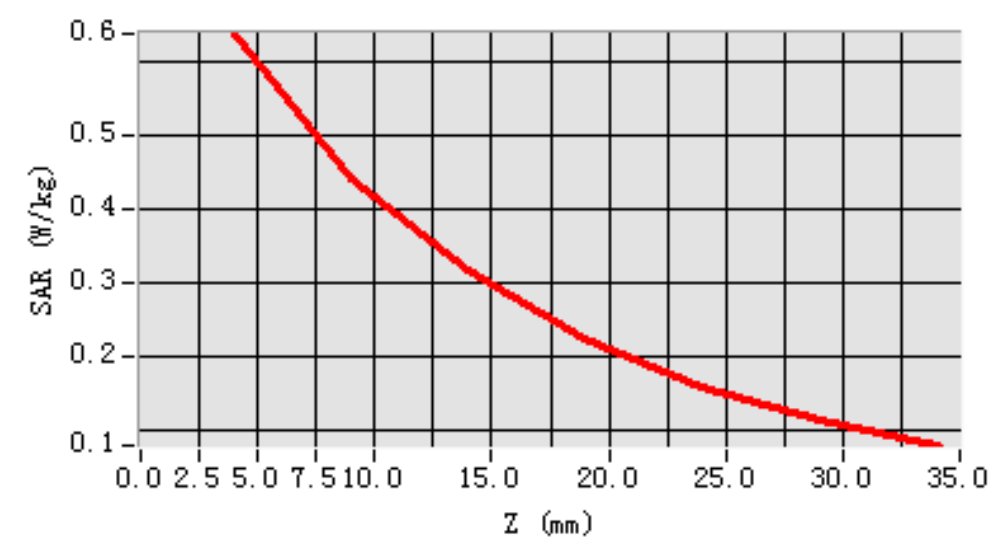
Maximum location: X=-13.00, Y=-3.00

SAR 10g (W/Kg)	0.333406
SAR 1g (W/Kg)	0.475214

Z Axis Scan

Z(mm)	0.00	4.00	9.00	14.00	19.00	24.00	29.00
SAR (W/kg)	0.0000	0.5994	0.4354	0.3354	0.2154	0.1611	0.1234

SAR, Z Axis Scan (X = -9, Y = -6)





MEASUREMENT 7

Date of measurement: 02/22/2011

Area Scan: 7 x 7 x 1

dx=15mm

dy=15mm

Zoom Scan: 5 x 5 x 7

dx=5mm

dy=5mm

dz=5mm

Z Axis Scan: 1 x 1 x 21

dx=20mm

dy=20mm

dz=5mm

A. Experimental conditions.

Phantom File	zinf15.txt, Adaptive 2 max
Phantom	Right head
Device Position	Cheek
Band	GSM850
Channels	Low
Signal	GSM

B. Instrumentations.

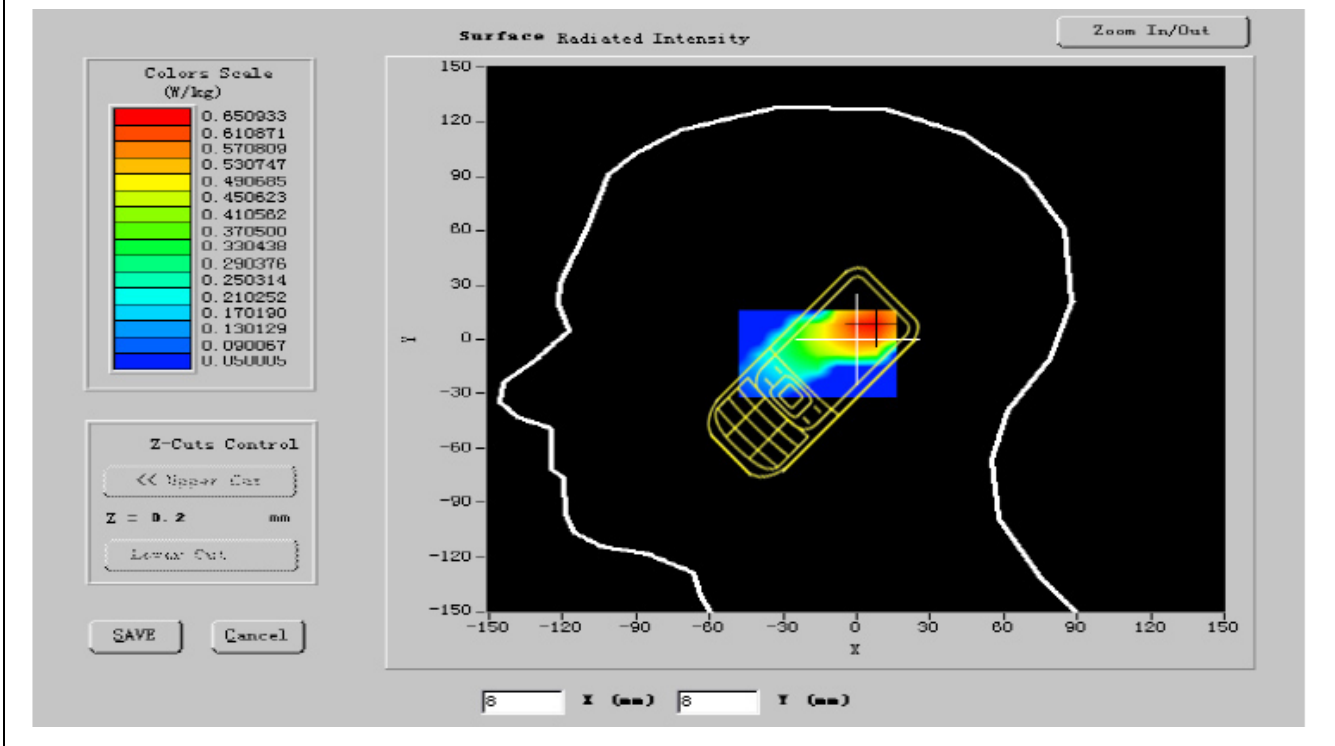
PC	HP (Pentium(R) V3.06GHz, SN:375052-AA1)	Calibration Due: N/A
Wireless Communication Test Set	R&S (CMU200, SN:B23-03291)	Calibration Due: 05/25/2011
Network Analyzer	Agilent(E5071B, MY42301382)	Calibration Due: 03/24/2011
Voltmeter	Keithley (2000, SN:1015843)	Calibration Due: 05/25/2011
Signal Generator	Agilent (E8257C, SN:MY43321570)	Calibration Due: 03/24/2011
Amplifier	Mini-Circuits (ZHL-42, SN:110405)	Calibration Due: 07/29/2011
Power Meter	Agilent (E4416A, SN:QB41292714)	Calibration Due: 03/24/2011
Probe	Antennessa (SN:SN_1109_EP_100)	Calibration Due: 05/04/2011
DIPOLE 835	Antennessa (DIPC32,SN 48/05)	Calibration Due: 02/09/2012
Phantom	Antennessa (SN:SN41_05_SAM29)	Calibration Due: N/A
Liquid	Antennessa	Calibration Due: N/A
Measurement SW	OPEN SAR V2.1	Calibration Due: N/A

C. SAR Measurement Results

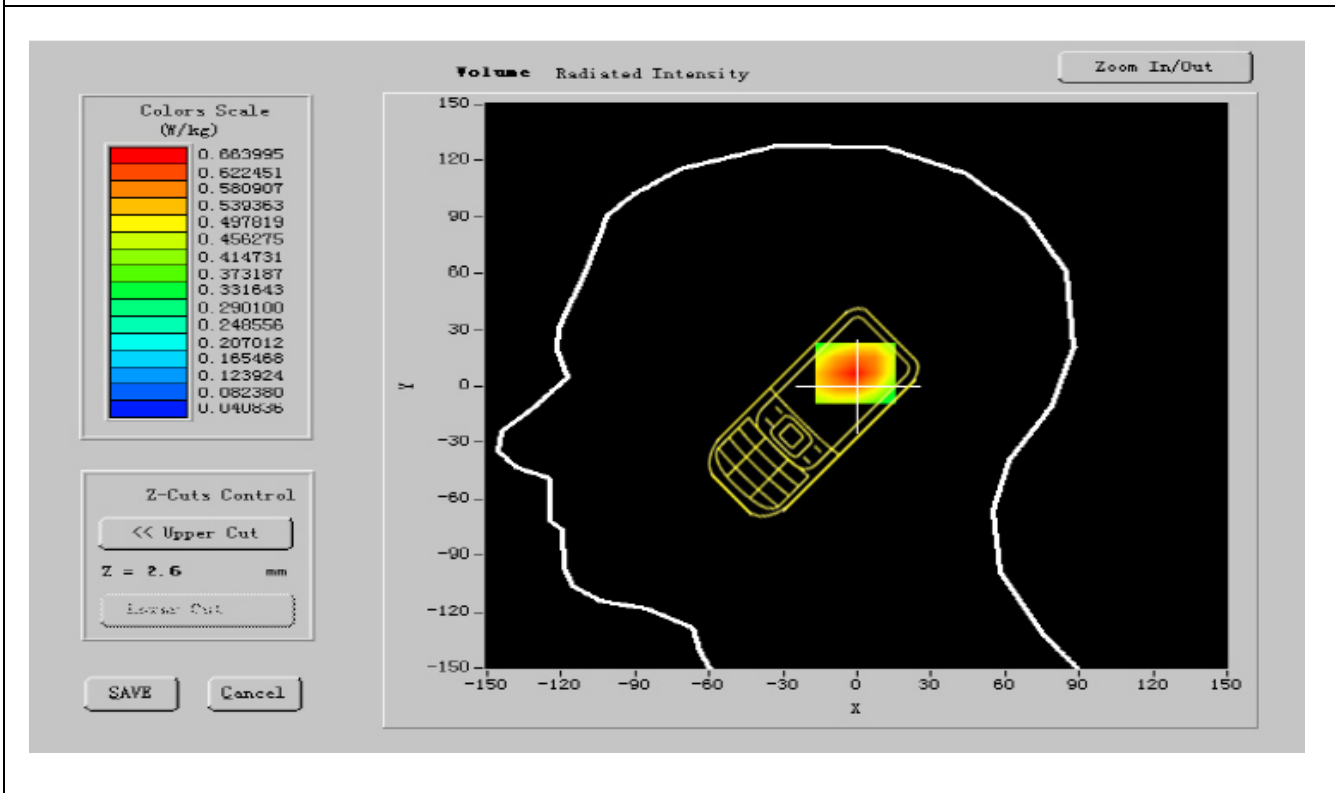
Frequency (MHz)	824.200000
Relative permittivity (real part)	41.466999
Relative permittivity (imaginary part)	19.511101
Conductivity (S/m)	0.923372
Variation (%)	-1.240000
Ambient Temperature:	21.2 °C
Liquid Temperature:	20.2°C
ConvF:	20.66, 20.51, 28.36
Crest factor:	8:1



SURFACE SAR



VOLUME SAR





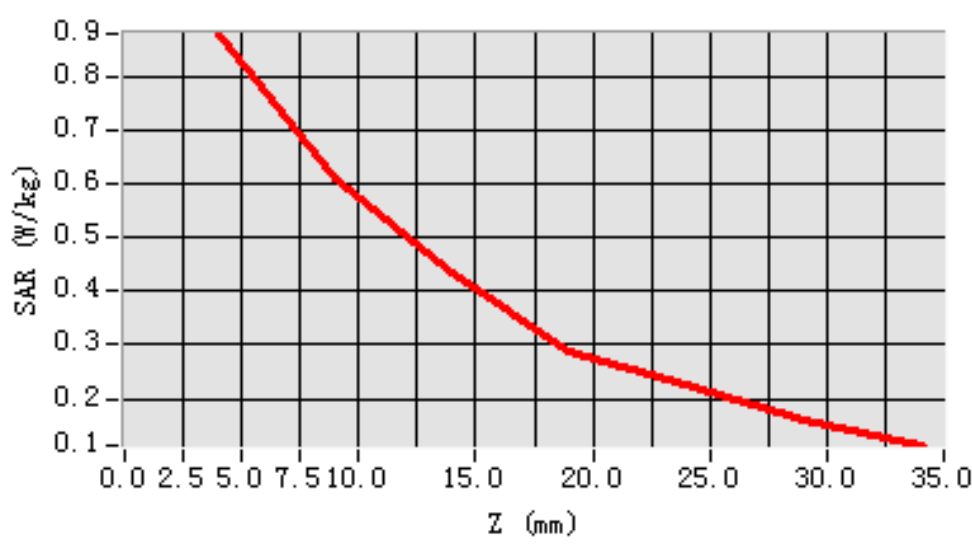
Maximum location: X=-13.00, Y=-3.00

SAR 10g (W/Kg)	0.501003
SAR 1g (W/Kg)	0.510074

Z Axis Scan

Z(mm)	0.00	4.00	9.00	14.00	19.00	24.00	29.00
SAR (W/kg)	0.0000	0.8390	0.5354	0.4154	0.2854	0.2111	0.1352

SAR, Z Axis Scan (X = -25, Y = -11)





MEASUREMENT 8

Date of measurement: 02/22/2011

Area Scan: 7 x 7 x 1 dx=15mm dy=15mm
Zoom Scan: 5 x 5 x 7 dx=5mm dy=5mm dz=5mm
Z Axis Scan: 1 x 1 x 21 dx=20mm dy=20mm dz=5mm

A. Experimental conditions.

Phantom File	zinf15.txt, Adaptive 2 max
Phantom	Right head
Device Position	Cheek
Band	GSM850
Channels	Middle
Signal	GSM

B. Instrumentations.

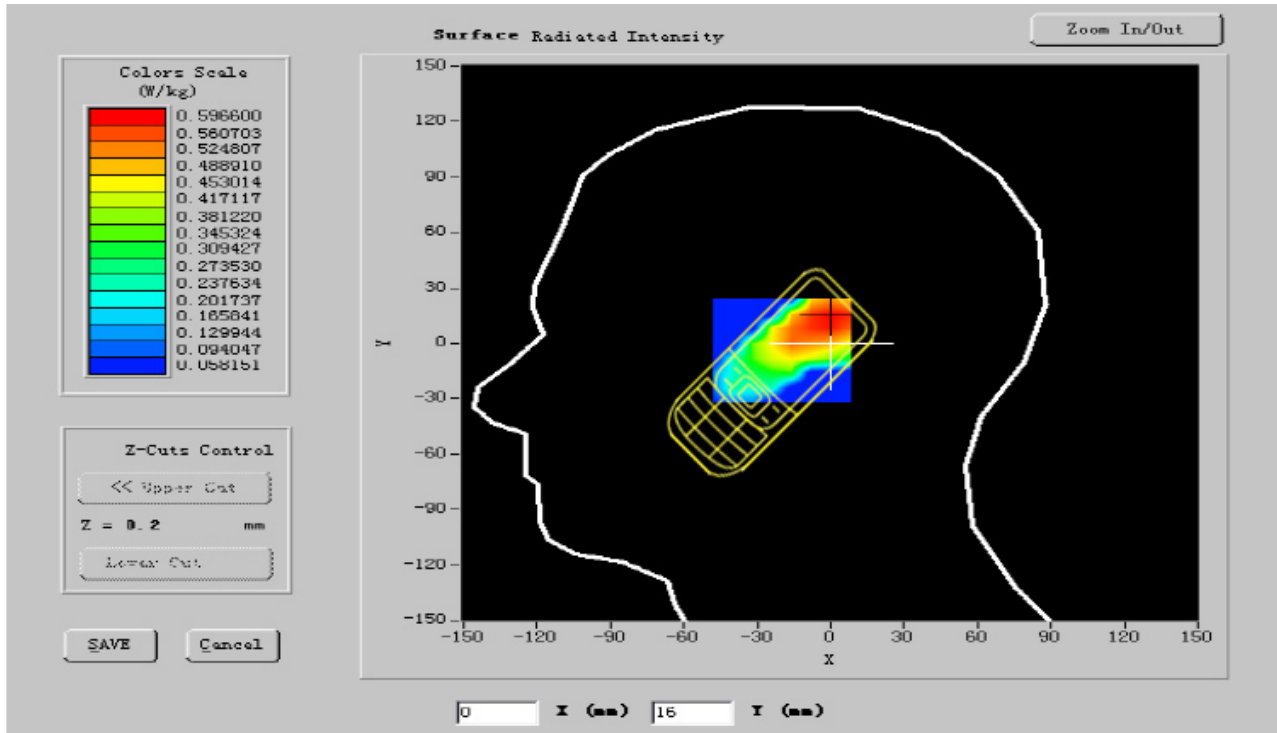
PC	HP (Pentium(R) V3.06GHz, SN:375052-AA1)	Calibration Due: N/A
Wireless Communication Test Set	R&S (CMU200, SN:B23-03291)	Calibration Due: 05/25/2011
Network Analyzer	Agilent(E5071B, MY42301382)	Calibration Due: 03/24/2011
Voltmeter	Keithley (2000, SN:1015843)	Calibration Due: 05/25/2011
Signal Generator	Agilent (E8257C, SN:MY43321570)	Calibration Due: 03/24/2011
Amplifier	Mini-Circuits (ZHL-42, SN:110405)	Calibration Due: 07/29/2011
Power Meter	Agilent (E4416A, SN:QB41292714)	Calibration Due: 03/24/2011
Probe	Antennessa (SN:SN_1109_EP_100)	Calibration Due: 05/04/2011
DIPOLE 835	Antennessa (DIPC32,SN 48/05)	Calibration Due: 02/09/2012
Phantom	Antennessa (SN:SN41_05_SAM29)	Calibration Due: N/A
Liquid	Antennessa	Calibration Due: N/A
Measurement SW	OPEN SAR V2.1	Calibration Due: N/A

C. SAR Measurement Results

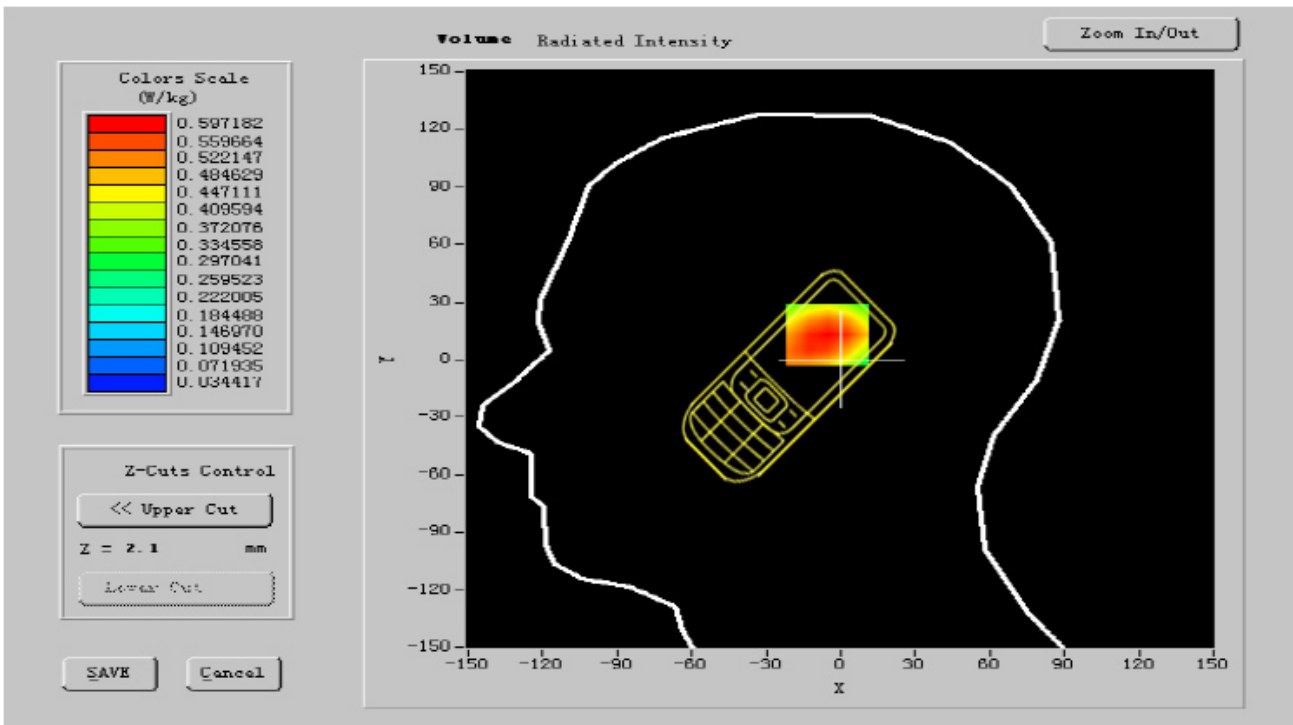
Frequency (MHz)	836.600000
Relative permittivity (real part)	41.466999
Relative permittivity (imaginary part)	19.511101
Conductivity (S/m)	0.9163242
Variation (%)	-1.240000
Ambient Temperature:	21.2 °C
Liquid Temperature:	20.2°C
ConvF:	20.66, 20.51, 28.36
Crest factor:	8:1



SURFACE SAR



VOLUME SAR





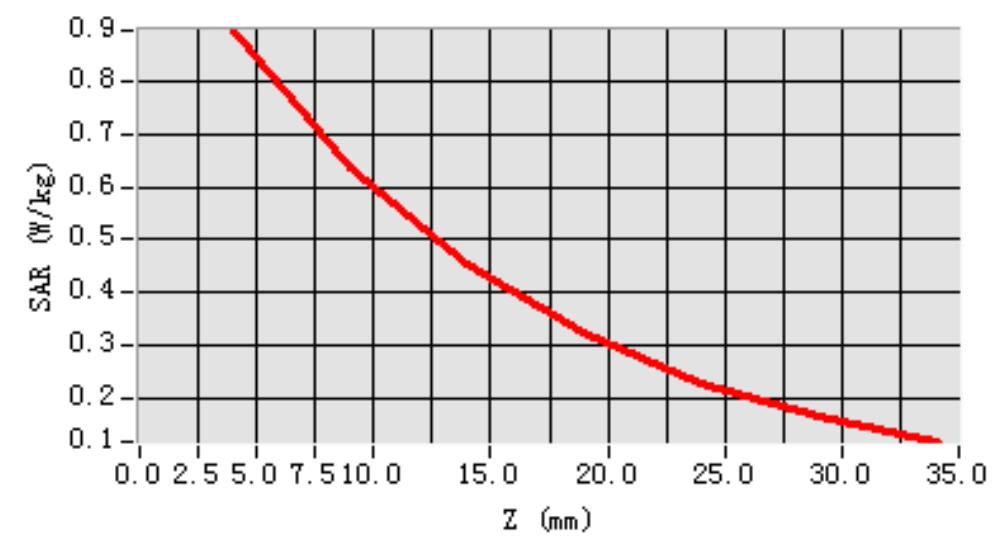
Maximum location: X=-13.00, Y=-3.00

SAR 10g (W/Kg)	0.402991
SAR 1g (W/Kg)	0.485798

Z Axis Scan

Z(mm)	0.00	4.00	9.00	14.00	19.00	24.00	29.00
SAR (W/kg)	0.0000	0.8507	0.5334	0.4132	0.2832	0.2132	0.1353

SAR, Z Axis Scan (X = -25, Y = -11)





MEASUREMENT 9

Date of measurement: 02/22/2011

Area Scan: 7 x 7 x 1 **dx=15mm** **dy=15mm**
Zoom Scan: 5 x 5 x 7 **dx=5mm** **dy=5mm** **dz=5mm**
Z Axis Scan: 1 x 1 x 21 **dx=20mm** **dy=20mm** **dz=5mm**

A. Experimental conditions.

Phantom File	zinf15.txt, Adaptive 2 max
Phantom	Right head
Device Position	Cheek
Band	GSM850
Channels	High
Signal	GSM

B. Instrumentations.

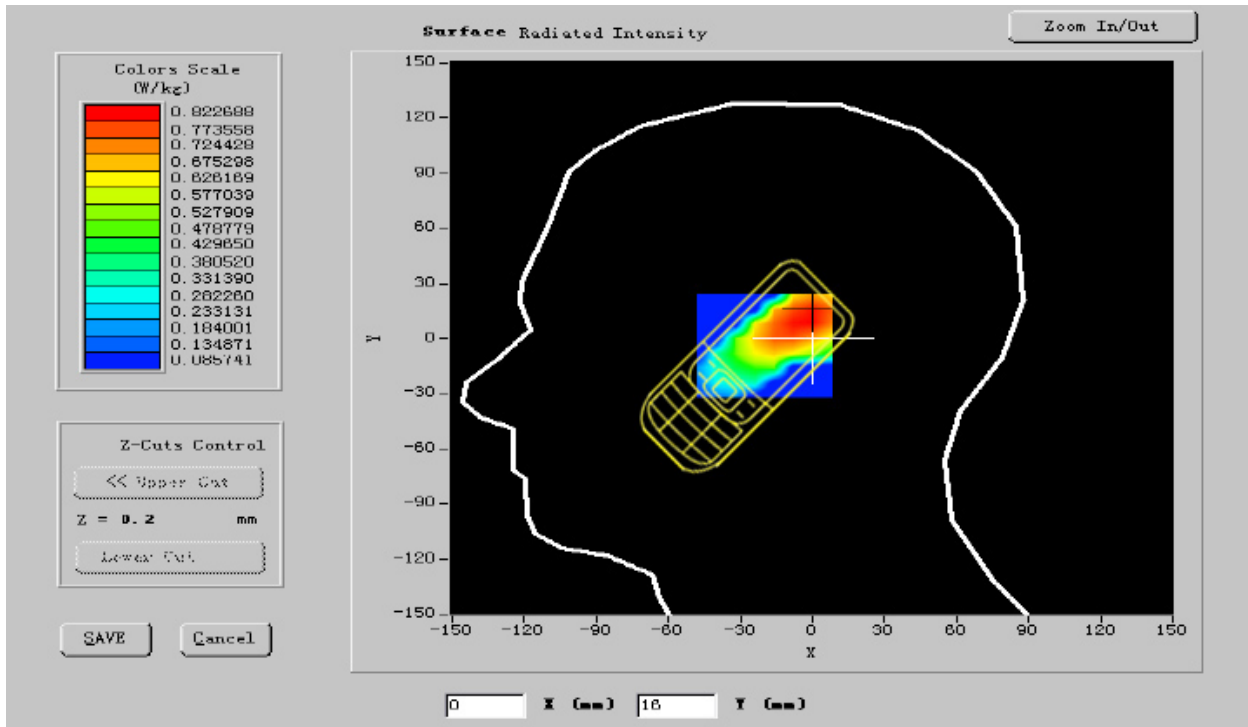
PC	HP (Pentium(R) V3.06GHz, SN:375052-AA1)	Calibration Due: N/A
Wireless Communication Test Set	R&S (CMU200, SN:B23-03291)	Calibration Due: 05/25/2011
Network Analyzer	Agilent(E5071B, MY42301382)	Calibration Due: 03/24/2011
Voltmeter	Keithley (2000, SN:1015843)	Calibration Due: 05/25/2011
Signal Generator	Agilent (E8257C, SN:MY43321570)	Calibration Due: 03/24/2011
Amplifier	Mini-Circuits (ZHL-42, SN:110405)	Calibration Due: 07/29/2011
Power Meter	Agilent (E4416A, SN:QB41292714)	Calibration Due: 03/24/2011
Probe	Antennessa (SN:SN_1109_EP_100)	Calibration Due: 05/04/2011
DIPOLE 835	Antennessa (DIPC32,SN 48/05)	Calibration Due: 02/09/2012
Phantom	Antennessa (SN:SN41_05_SAM29)	Calibration Due: N/A
Liquid	Antennessa	Calibration Due: N/A
Measurement SW	OPEN SAR V2.1	Calibration Due: N/A

C. SAR Measurement Results

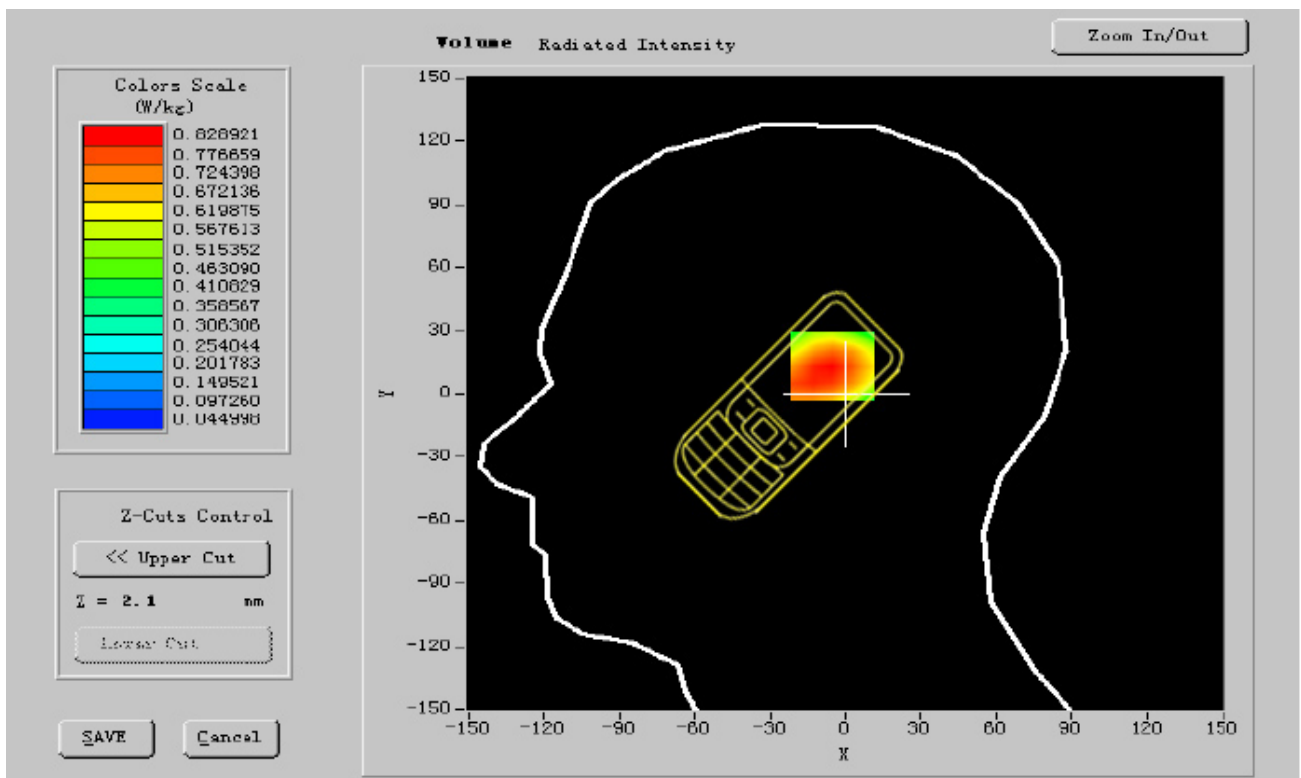
Frequency (MHz)	848.800000
Relative permittivity (real part)	41.278801
Relative permittivity (imaginary part)	19.598200
Conductivity (S/m)	0.923946
Variation (%)	-1.200000
Ambient Temperature:	21.2 °C
Liquid Temperature:	20.2°C
ConvF:	20.66, 20.51, 28.36
Crest factor:	8:1



SURFACE SAR



VOLUME SAR





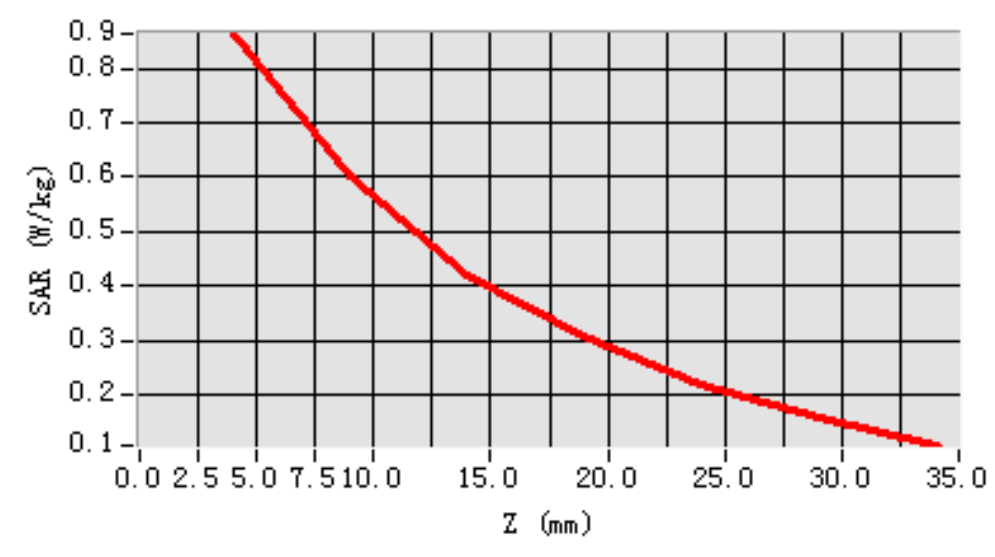
Maximum location: X=-13.00, Y=-3.00

SAR 10g (W/Kg)	0.269946
SAR 1g (W/Kg)	0.442470

Z Axis Scan

Z(mm)	0.00	4.00	9.00	14.00	19.00	24.00	29.00
SAR (W/kg)	0.0000	0.8129	0.5323	0.4545	0.2834	0.2132	0.1323

SAR, Z Axis Scan (X = -25, Y = -11)





MEASUREMENT 10

Date of measurement: 02/22/2011

Area Scan: 7 x 7 x 1 **dx=15mm** **dy=15mm**
Zoom Scan: 5 x 5 x 7 **dx=5mm** **dy=5mm** **dz=5mm**
Z Axis Scan: 1 x 1 x 21 **dx=20mm** **dy=20mm** **dz=5mm**

A. Experimental conditions.

Phantom File	zinf15.txt, Adaptive 2 max
Phantom	Right head
Device Position	Tilt
Band	GSM850
Channels	Low
Signal	GSM

B. Instrumentations.

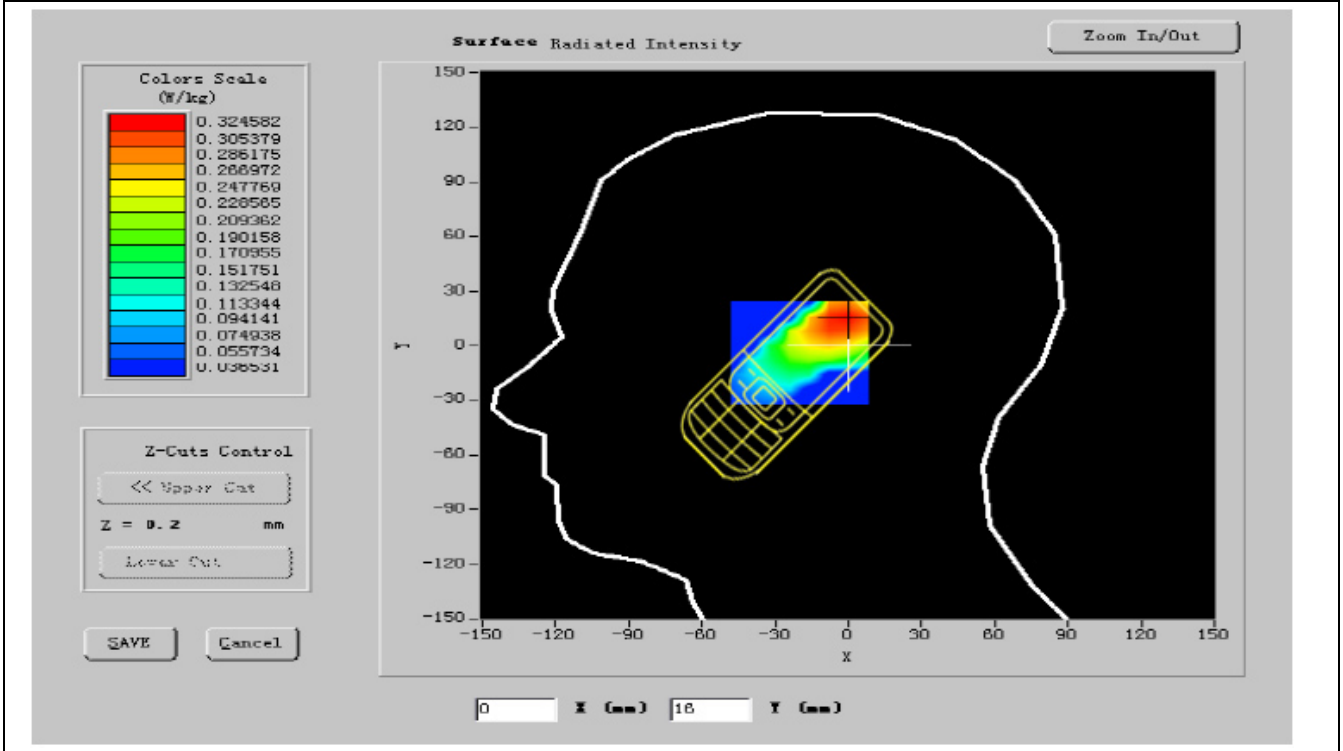
PC	HP (Pentium(R) V3.06GHz, SN:375052-AA1)	Calibration Due: N/A
Wireless Communication Test Set	R&S (CMU200, SN:B23-03291)	Calibration Due: 05/25/2011
Network Analyzer	Agilent(E5071B, MY42301382)	Calibration Due: 03/24/2011
Voltmeter	Keithley (2000, SN:1015843)	Calibration Due: 05/25/2011
Signal Generator	Agilent (E8257C, SN:MY43321570)	Calibration Due: 03/24/2011
Amplifier	Mini-Circuits (ZHL-42, SN:110405)	Calibration Due: 07/29/2011
Power Meter	Agilent (E4416A, SN:QB41292714)	Calibration Due: 03/24/2011
Probe	Antenna (SN:SN_1109_EP_100)	Calibration Due: 05/04/2011
DIPOLE 835	Antenna (DIPC32,SN 48/05)	Calibration Due: 02/09/2012
Phantom	Antenna (SN:SN41_05_SAM29)	Calibration Due: N/A
Liquid	Antenna	Calibration Due: N/A
Measurement SW	OPEN SAR V2.1	Calibration Due: N/A

C. SAR Measurement Results

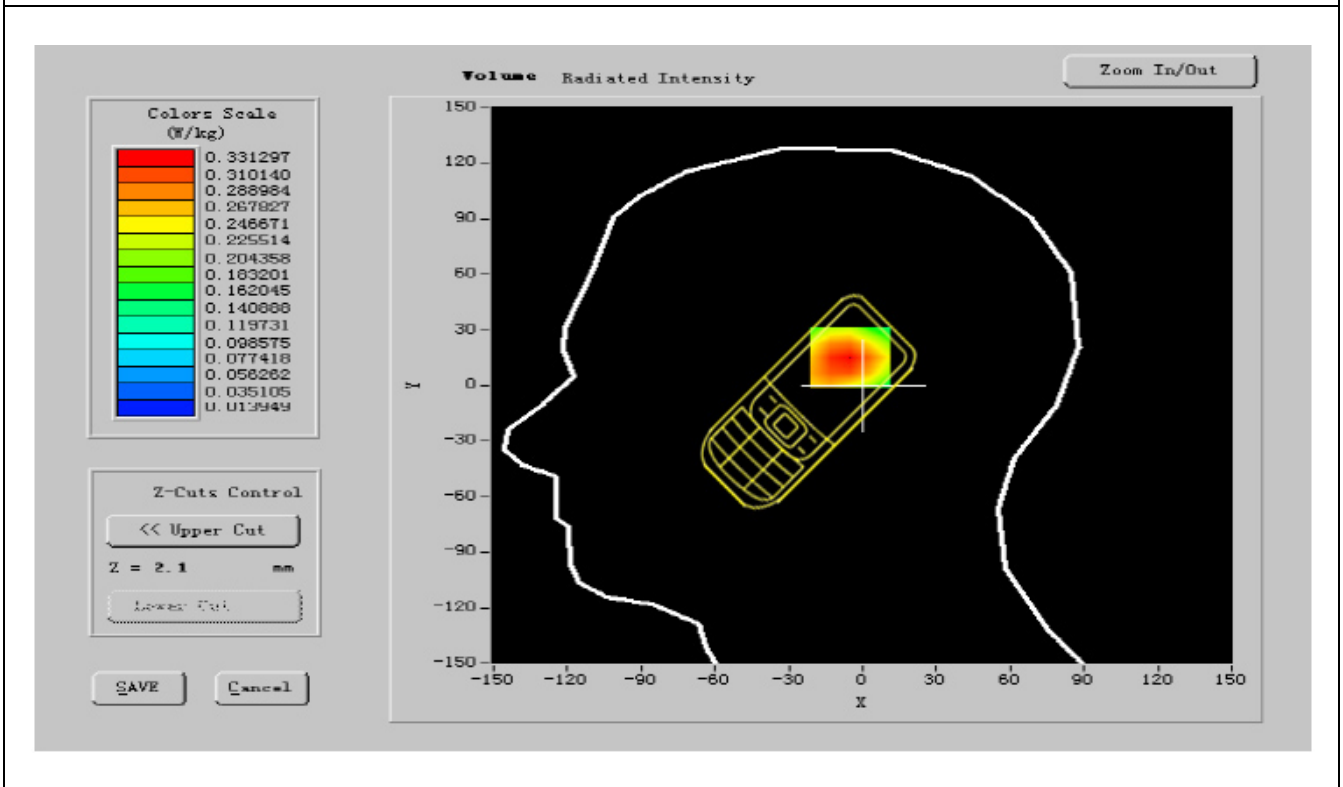
Frequency (MHz)	824.200000
Relative permittivity (real part)	41.466365
Relative permittivity (imaginary part)	19.511101
Conductivity (S/m)	0.923253
Variation (%)	-0.170000
Ambient Temperature:	21.2 °C
Liquid Temperature:	20.2°C
ConvF:	20.66, 20.51, 28.36
Crest factor:	8:1



SURFACE SAR



VOLUME SAR





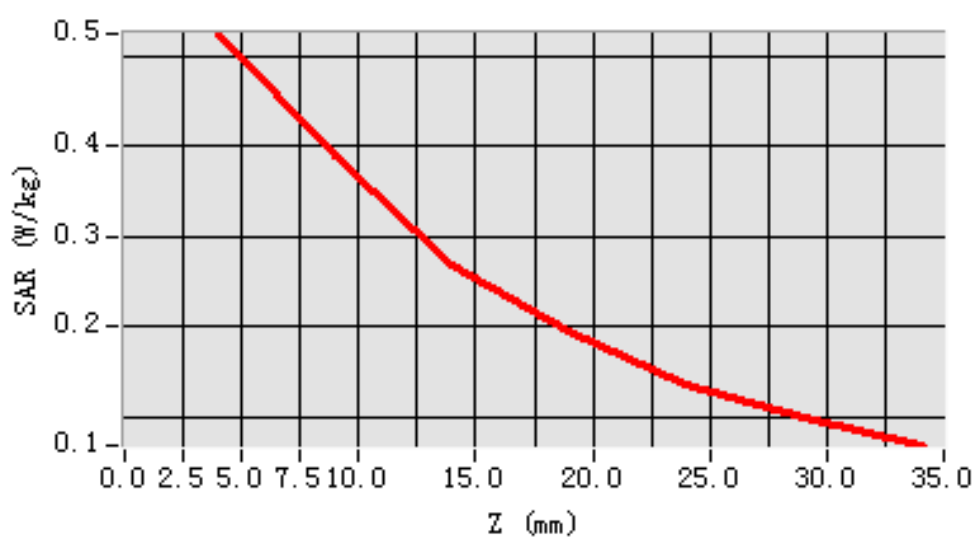
Maximum location: X=-13.00, Y=-3.00

SAR 10g (W/Kg)	0.243051
SAR 1g (W/Kg)	0.401147

Z Axis Scan

Z(mm)	0.00	4.00	9.00	14.00	19.00	24.00	29.00
SAR (W/kg)	0.0000	0.4918	0.5332	0.2564	0.1821	0.1443	0.1454

SAR, Z Axis Scan (X = -22, Y = -6)





MEASUREMENT 11

Date of measurement: 02/22/2011

Area Scan: 7 x 7 x 1

dx=15mm

dy=15mm

Zoom Scan: 5 x 5 x 7

dx=5mm

dy=5mm

dz=5mm

Z Axis Scan: 1 x 1 x 21

dx=20mm

dy=20mm

dz=5mm

A. Experimental conditions.

Phantom File	zinf15.txt, Adaptive 2 max
Phantom	Right head
Device Position	Tilt
Band	GSM850
Channels	Middle
Signal	GSM

B. Instrumentations.

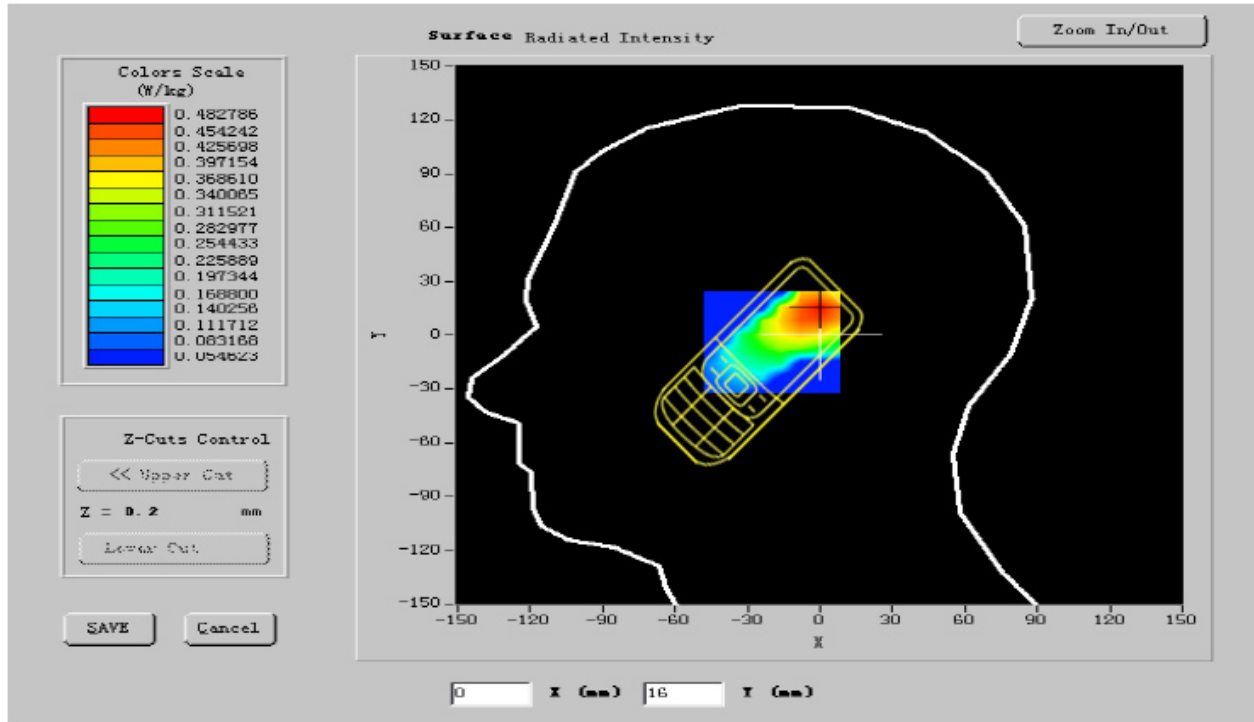
PC	HP (Pentium(R) V3.06GHz, SN:375052-AA1)	Calibration Due: N/A
Wireless Communication Test Set	R&S (CMU200, SN:B23-03291)	Calibration Due: 05/25/2011
Network Analyzer	Agilent(E5071B, MY42301382)	Calibration Due: 03/24/2011
Voltmeter	Keithley (2000, SN:1015843)	Calibration Due: 05/25/2011
Signal Generator	Agilent (E8257C, SN:MY43321570)	Calibration Due: 03/24/2011
Amplifier	Mini-Circuits (ZHL-42, SN:110405)	Calibration Due: 07/29/2011
Power Meter	Agilent (E4416A, SN:QB41292714)	Calibration Due: 03/24/2011
Probe	Antennessa (SN:SN_1109_EP_100)	Calibration Due: 05/04/2011
DIPOLE 835	Antennessa (DIPC32,SN 48/05)	Calibration Due: 02/09/2012
Phantom	Antennessa (SN:SN41_05_SAM29)	Calibration Due: N/A
Liquid	Antennessa	Calibration Due: N/A
Measurement SW	OPEN SAR V2.1	Calibration Due: N/A

C. SAR Measurement Results

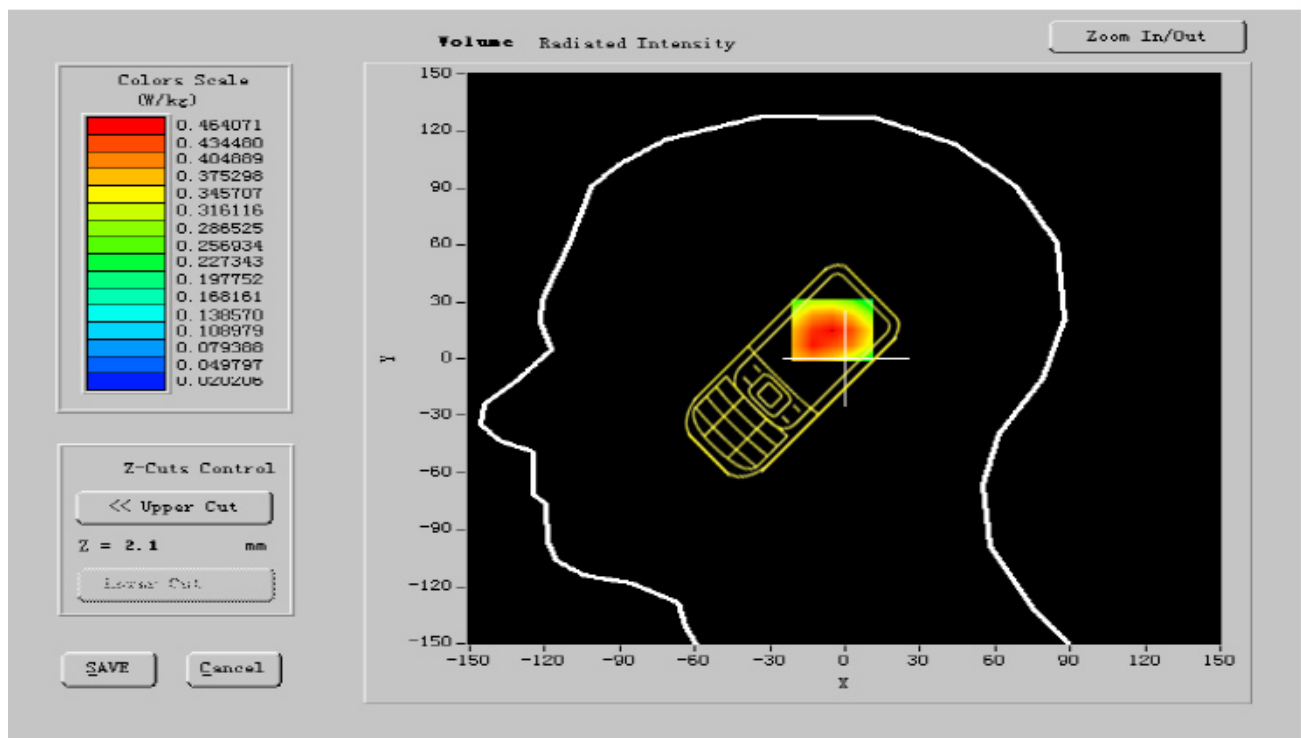
Frequency (MHz)	836.600000
Relative permittivity (real part)	41.467953
Relative permittivity (imaginary part)	19.511101
Conductivity (S/m)	0.916214
Variation (%)	-1.170000
Ambient Temperature:	21.2 °C
Liquid Temperature:	20.2°C
ConvF:	20.66, 20.51, 28.36
Crest factor:	8:1



SURFACE SAR



VOLUME SAR





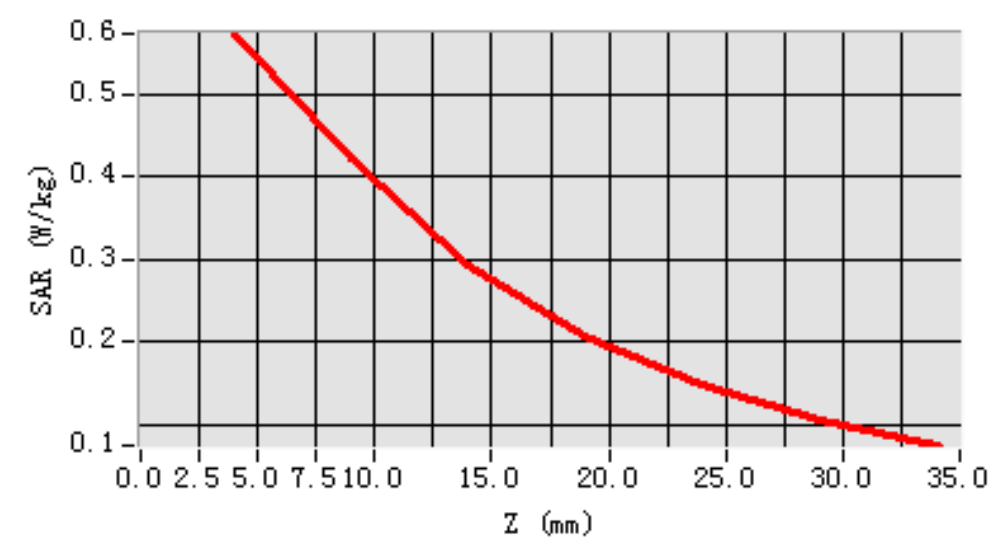
Maximum location: X=-13.00, Y=-3.00

SAR 10g (W/Kg)	0.388580
SAR 1g (W/Kg)	0.463287

Z Axis Scan

Z(mm)	0.00	4.00	9.00	14.00	19.00	24.00	29.00
SAR (W/kg)	0.0000	0.5533	0.4132	0.2964	0.2021	0.1643	0.1154

SAR, Z Axis Scan (X = -22, Y = -6)





MEASUREMENT 12

Date of measurement: 02/22/2011

Area Scan: 7 x 7 x 1 **dx=15mm** **dy=15mm**
Zoom Scan: 5 x 5 x 7 **dx=5mm** **dy=5mm** **dz=5mm**
Z Axis Scan: 1 x 1 x 21 **dx=20mm** **dy=20mm** **dz=5mm**

A. Experimental conditions.

Phantom File	zinf15.txt, Adaptive 2 max
Phantom	Right head
Device Position	Tilt
Band	GSM850
Channels	High
Signal	GSM

B. Instrumentations.

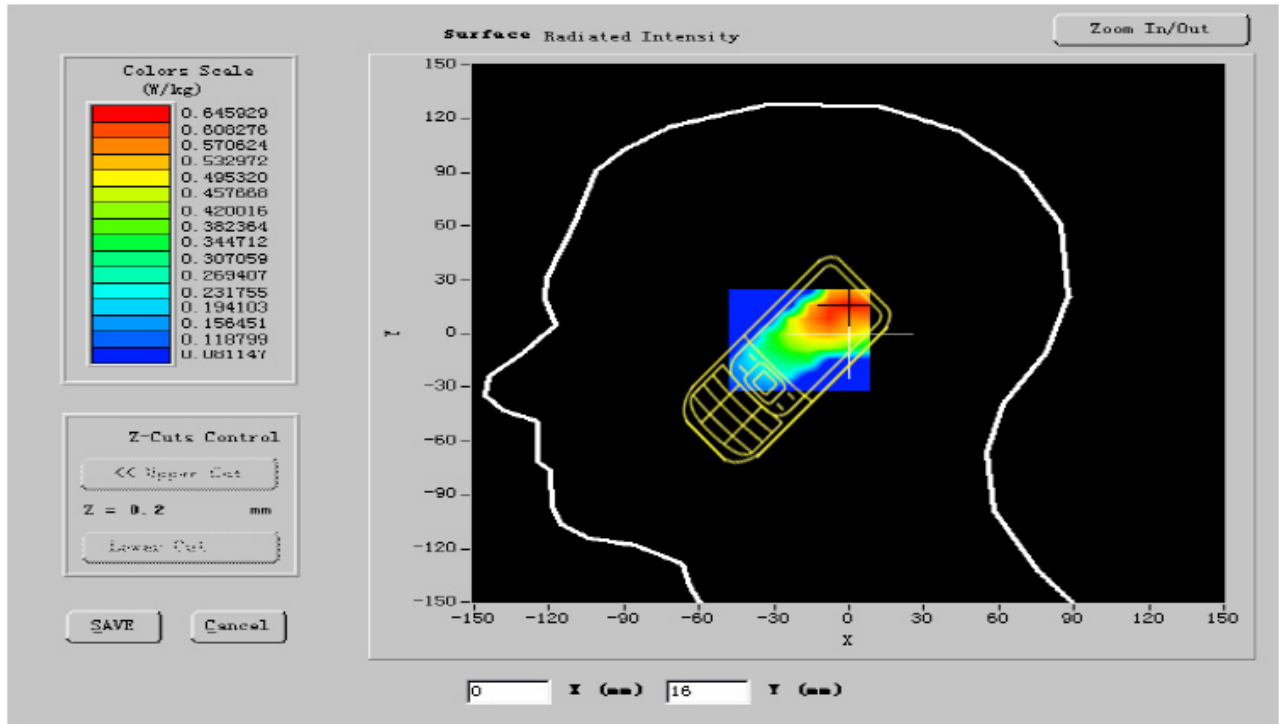
PC	HP (Pentium(R) V3.06GHz, SN:375052-AA1)	Calibration Due: N/A
Wireless Communication Test Set	R&S (CMU200, SN:B23-03291)	Calibration Due: 05/25/2011
Network Analyzer	Agilent(E5071B, MY42301382)	Calibration Due: 03/24/2011
Voltmeter	Keithley (2000, SN:1015843)	Calibration Due: 05/25/2011
Signal Generator	Agilent (E8257C, SN:MY43321570)	Calibration Due: 03/24/2011
Amplifier	Mini-Circuits (ZHL-42, SN:110405)	Calibration Due: 07/29/2011
Power Meter	Agilent (E4416A, SN:QB41292714)	Calibration Due: 03/24/2011
Probe	Antenna (SN:SN_1109_EP_100)	Calibration Due: 05/04/2011
DIPOLE 835	Antenna (DIPC32,SN 48/05)	Calibration Due: 02/09/2012
Phantom	Antenna (SN:SN41_05_SAM29)	Calibration Due: N/A
Liquid	Antenna	Calibration Due: N/A
Measurement SW	OPEN SAR V2.1	Calibration Due: N/A

C. SAR Measurement Results

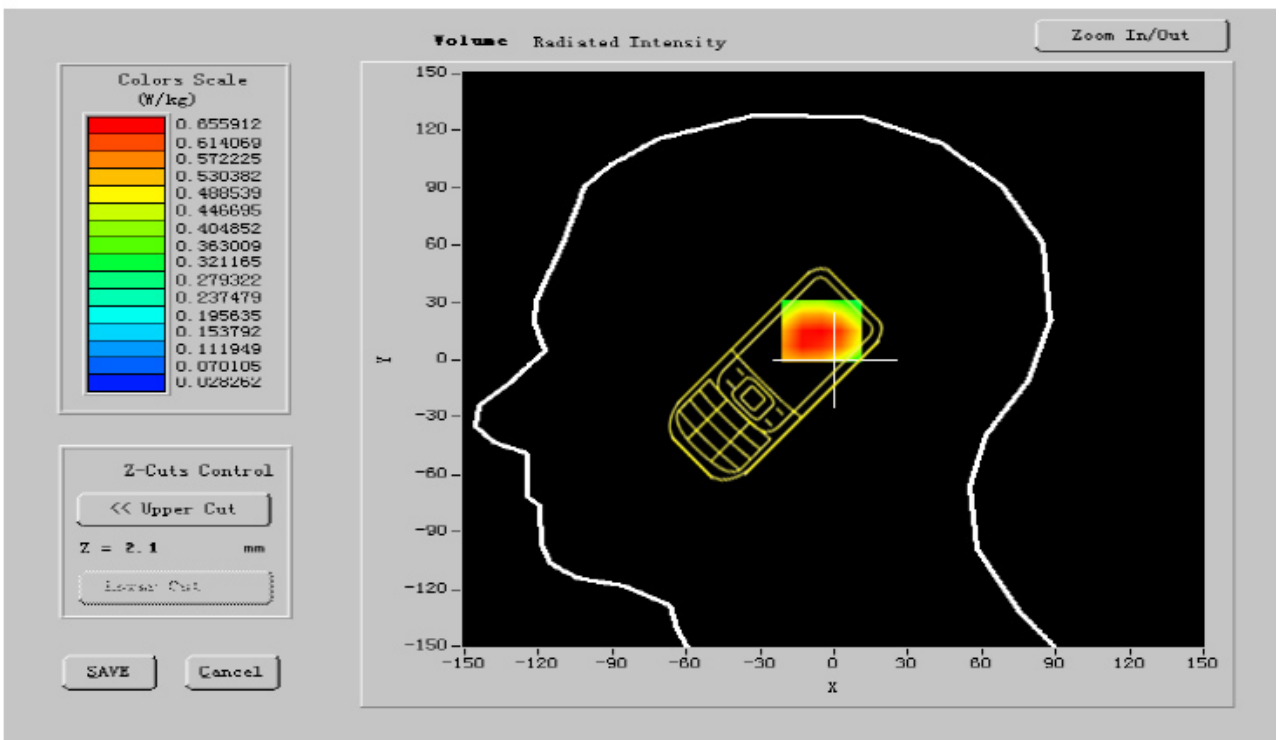
Frequency (MHz)	848.800000
Relative permittivity (real part)	41.262023
Relative permittivity (imaginary part)	19.598200
Conductivity (S/m)	0.923946
Variation (%)	-1.000000
Ambient Temperature:	21.2 °C
Liquid Temperature:	20.2°C
ConvF:	20.66, 20.51, 28.36
Crest factor:	8:1



SURFACE SAR



VOLUME SAR





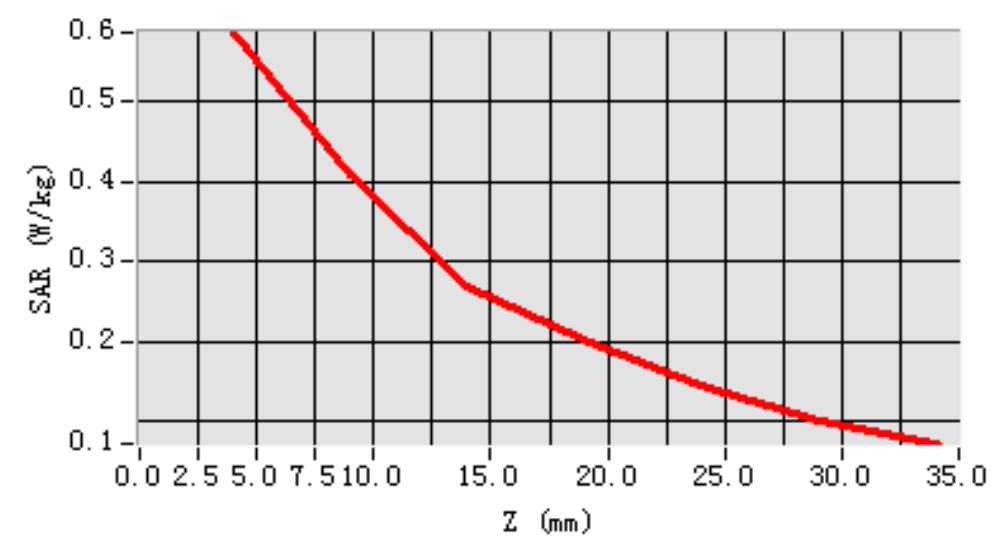
Maximum location: X=-13.00, Y=-3.00

SAR 10g (W/Kg)	0.282879
SAR 1g (W/Kg)	0.475270

Z Axis Scan

Z(mm)	0.00	4.00	9.00	14.00	19.00	24.00	29.00
SAR (W/kg)	0.0000	0.5510	0.4142	0.2664	0.2020	0.1543	0.1054

SAR, Z Axis Scan (X = -22, Y = -6)





MEASUREMENT 13

Date of measurement: 02/22/2011

Area Scan: 7 x 7 x 1 **dx=15mm** **dy=15mm**
Zoom Scan: 5 x 5 x 7 **dx=5mm** **dy=5mm** **dz=5mm**
Z Axis Scan: 1 x 1 x 21 **dx=20mm** **dy=20mm** **dz=5mm**

A. Experimental conditions.

Phantom File	zinf15.txt, Adaptive 2 max
Phantom	Body
Device Position	FrontSide toward phantom
Band	GSM850
Channels	Low
Signal	GSM

B. Instrumentations.

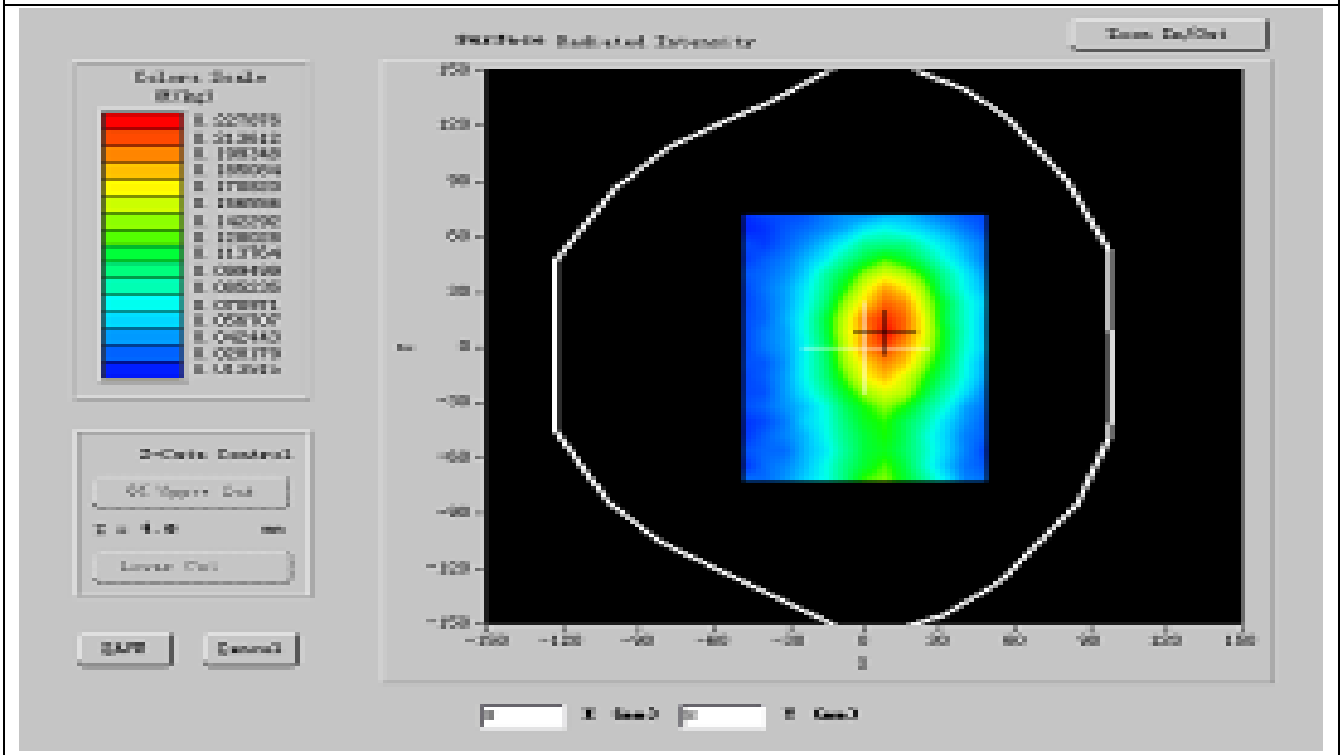
PC	HP (Pentium(R) V3.06GHz, SN:375052-AA1)	Calibration Due: N/A
Wireless Communication Test Set	R&S (CMU200, SN:B23-03291)	Calibration Due: 05/25/2011
Network Analyzer	Agilent(E5071B, MY42301382)	Calibration Due: 03/24/2011
Voltmeter	Keithley (2000, SN:1015843)	Calibration Due: 05/25/2011
Signal Generator	Agilent (E8257C, SN:MY43321570)	Calibration Due: 03/24/2011
Amplifier	Mini-Circuits (ZHL-42, SN:110405)	Calibration Due: 07/29/2011
Power Meter	Agilent (E4416A, SN:QB41292714)	Calibration Due: 03/24/2011
Probe	Antennessa (SN:SN_1109_EP_100)	Calibration Due: 05/04/2011
DIPOLE 835	Antennessa (DIPC32,SN 48/05)	Calibration Due: 02/09/2012
Phantom	Antennessa (SN:SN41_05_SAM29)	Calibration Due: N/A
Liquid	Antennessa	Calibration Due: N/A
Measurement SW	OPEN SAR V2.1	Calibration Due: N/A

C. SAR Measurement Results

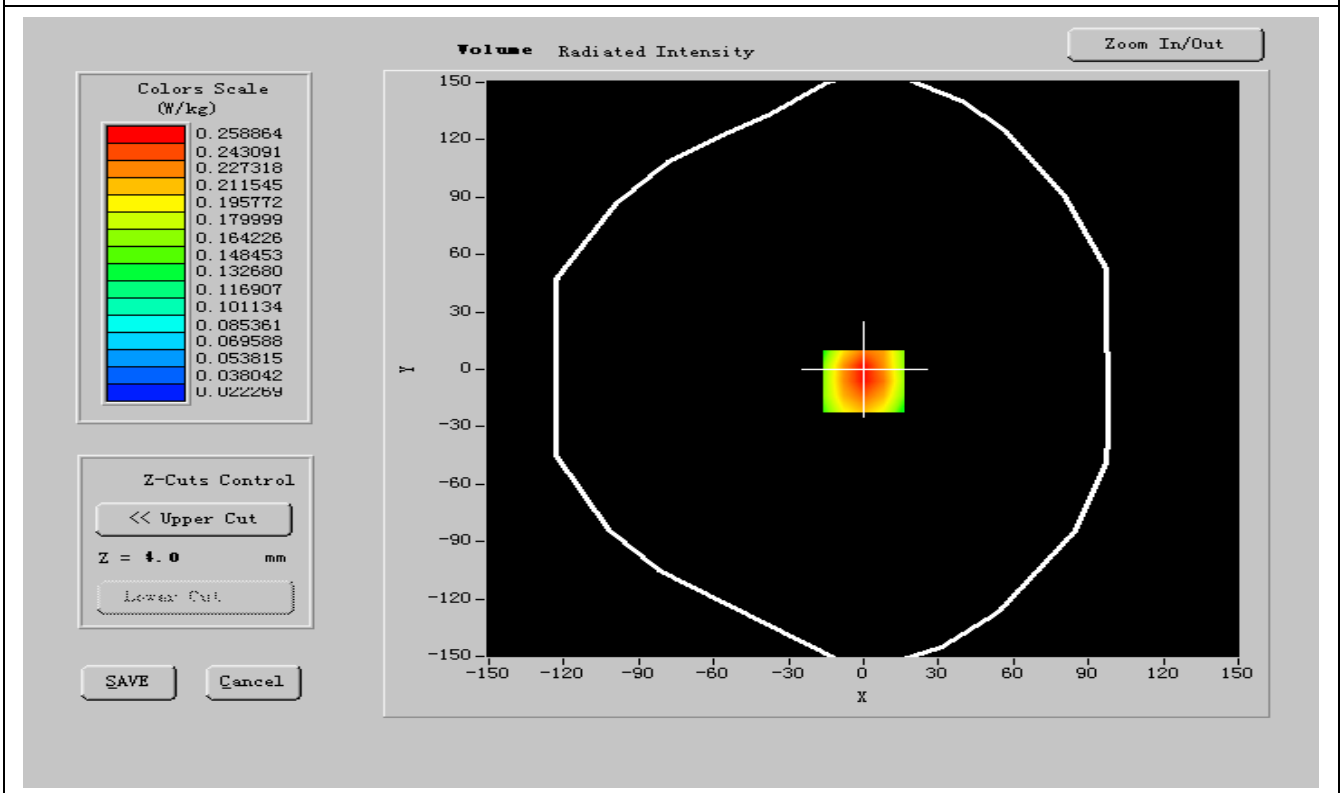
Frequency (MHz)	824.200000
Relative permittivity (real part)	56.514000
Relative permittivity (imaginary part)	21.654150
Conductivity (S/m)	0.984519
Variation (%)	-2.120000
Ambient Temperature:	21.2 °C
Liquid Temperature:	20.2°C
ConvF:	20.00, 19.88, 27.77
Crest factor:	8:1



SURFACE SAR



VOLUME SAR





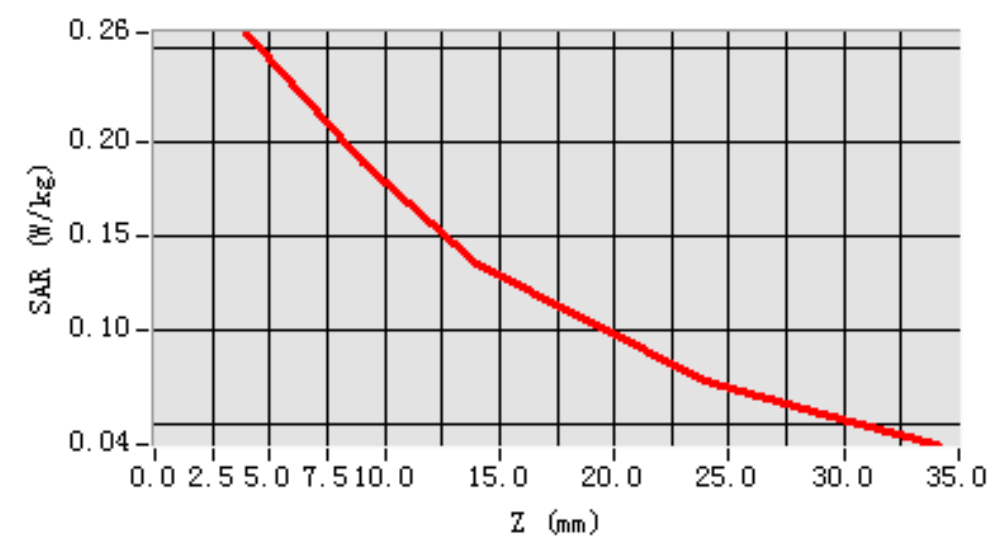
Maximum location: X=-13.00, Y=-3.00

SAR 10g (W/Kg)	0.182513
SAR 1g (W/Kg)	0.343214

Z Axis Scan

Z(mm)	0.00	4.00	9.00	14.00	19.00	24.00	29.00
SAR (W/kg)	0.0000	0.2512	0.1242	0.1464	0.1020	0.0631	0.0454

SAR, Z Axis Scan (X = 0, Y = -6)





MEASUREMENT 14

Date of measurement: 02/22/2011

Area Scan: 7 x 7 x 1 **dx=15mm** **dy=15mm**
Zoom Scan: 5 x 5 x 7 **dx=5mm** **dy=5mm** **dz=5mm**
Z Axis Scan: 1 x 1 x 21 **dx=20mm** **dy=20mm** **dz=5mm**

A. Experimental conditions.

Phantom File	zinf15.txt, Adaptive 2 max
Phantom	Body
Device Position	FrontSide toward phantom
Band	GSM850
Channels	Middle
Signal	GSM

B. Instrumentations.

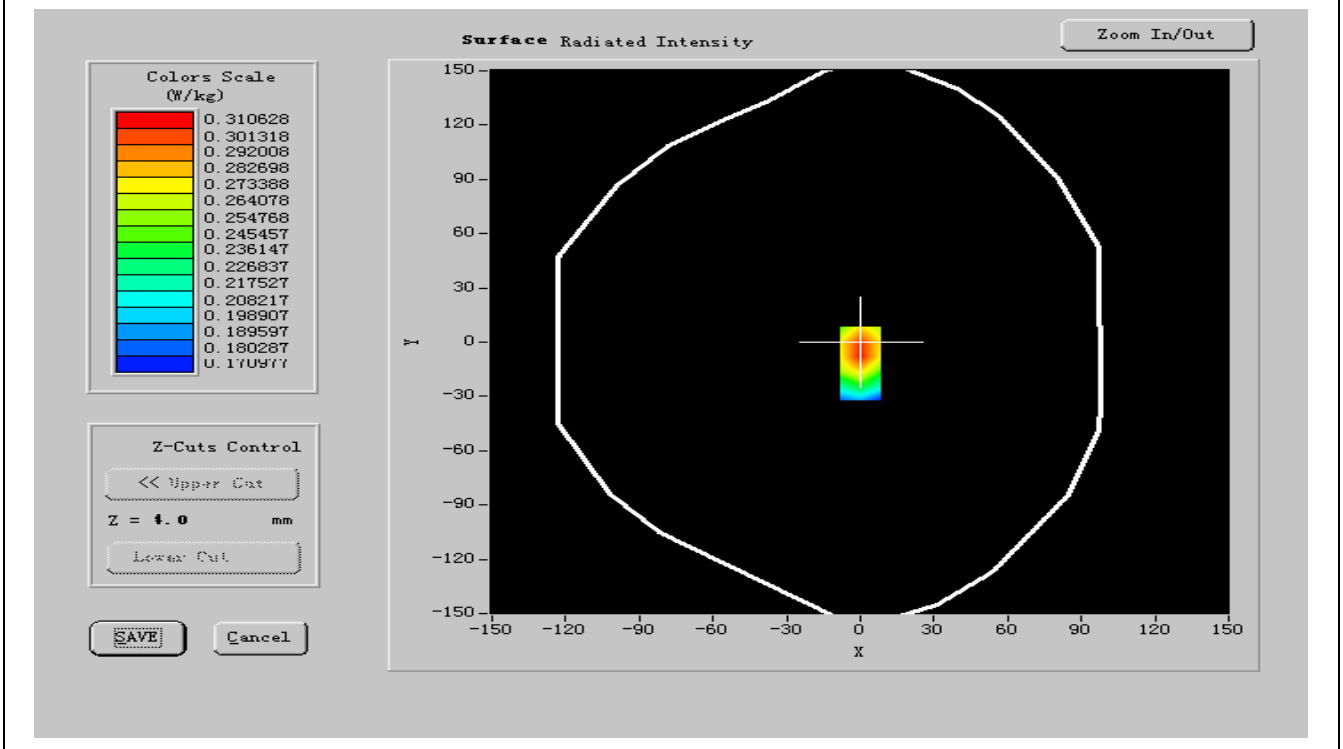
PC	HP (Pentium(R) V3.06GHz, SN:375052-AA1)	Calibration Due: N/A
Wireless Communication Test Set	R&S (CMU200, SN:B23-03291)	Calibration Due: 05/25/2011
Network Analyzer	Agilent(E5071B, MY42301382)	Calibration Due: 03/24/2011
Voltmeter	Keithley (2000, SN:1015843)	Calibration Due: 05/25/2011
Signal Generator	Agilent (E8257C, SN:MY43321570)	Calibration Due: 03/24/2011
Amplifier	Mini-Circuits (ZHL-42, SN:110405)	Calibration Due: 07/29/2011
Power Meter	Agilent (E4416A, SN:QB41292714)	Calibration Due: 03/24/2011
Probe	Antennessa (SN:SN_1109_EP_100)	Calibration Due: 05/04/2011
DIPOLE 835	Antennessa (DIPC32,SN 48/05)	Calibration Due: 02/09/2012
Phantom	Antennessa (SN:SN41_05_SAM29)	Calibration Due: N/A
Liquid	Antennessa	Calibration Due: N/A
Measurement SW	OPEN SAR V2.1	Calibration Due: N/A

C. SAR Measurement Results

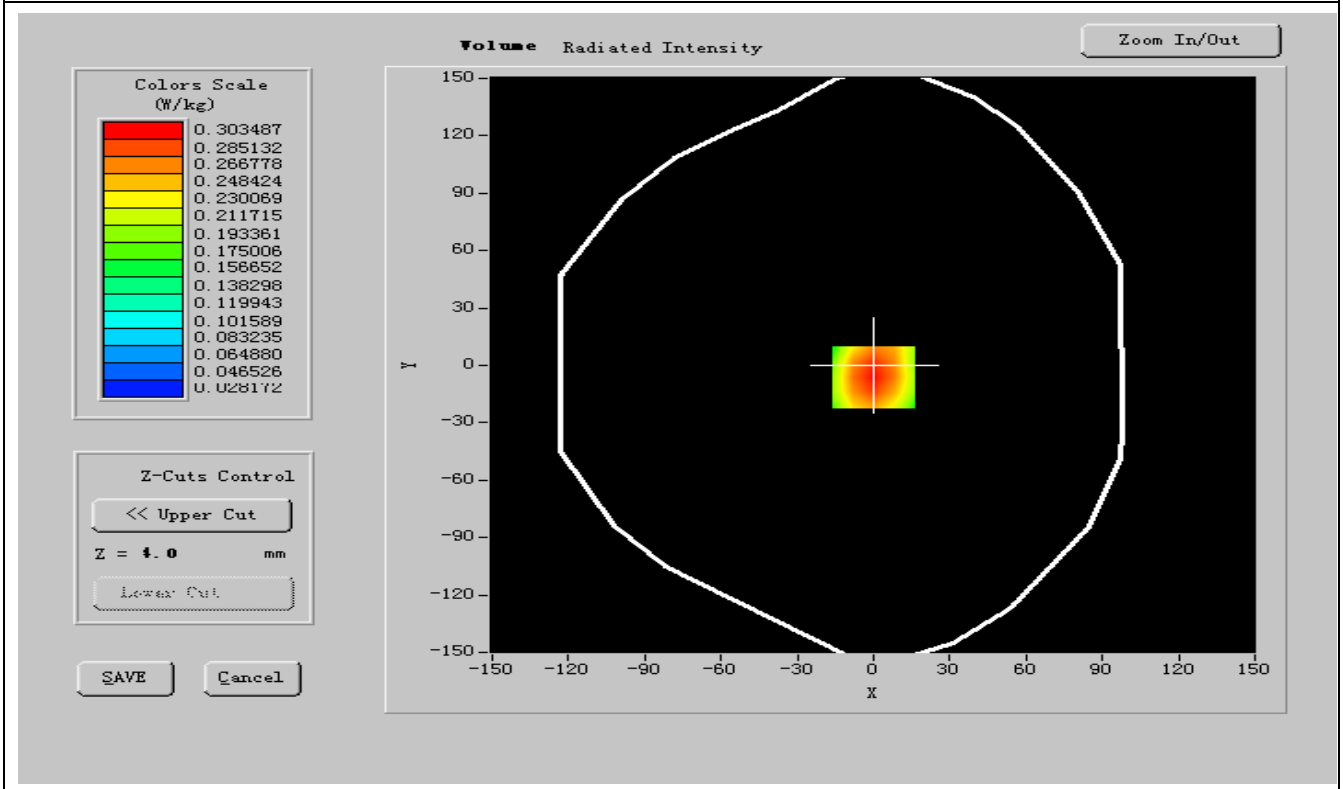
Frequency (MHz)	836.600000
Relative permittivity (real part)	56.501935
Relative permittivity (imaginary part)	21.866249
Conductivity (S/m)	0.986052
Variation (%)	-2.120000
Ambient Temperature:	21.2 °C
Liquid Temperature:	20.2°C
ConvF:	20.00, 19.88, 27.77
Crest factor:	8:1



SURFACE SAR



VOLUME SAR





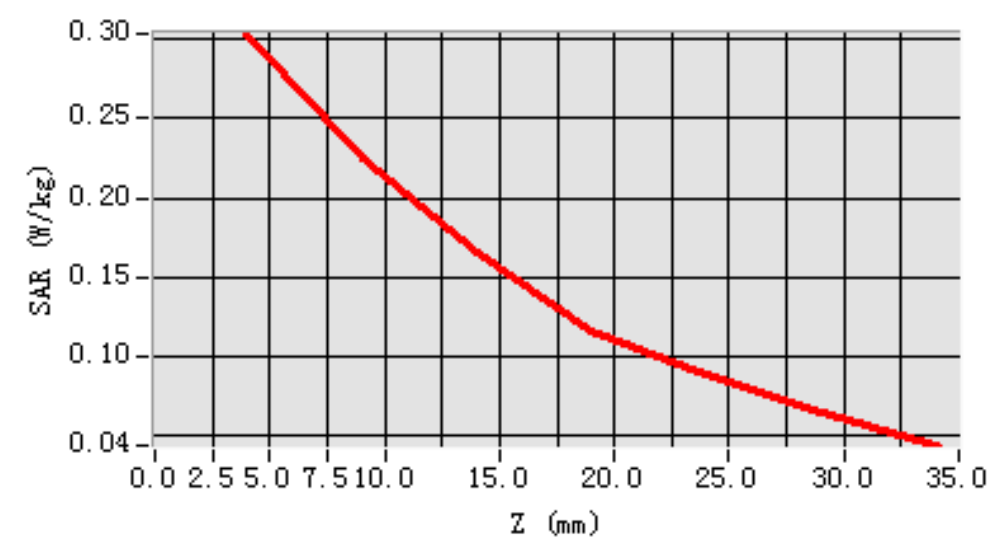
Maximum location: X=-13.00, Y=-3.00

SAR 10g (W/Kg)	0.153874
SAR 1g (W/Kg)	0.302366

Z Axis Scan

Z(mm)	0.00	4.00	9.00	14.00	19.00	24.00	29.00
SAR (W/kg)	0.0000	0.2890	0.2342	0.1664	0.1120	0.0887	0.0422

SAR, Z Axis Scan (X = 0, Y = -6)





MEASUREMENT 15

Date of measurement: 02/22/2011

Area Scan: 7 x 7 x 1

dx=15mm

dy=15mm

Zoom Scan: 5 x 5 x 7

dx=5mm

dy=5mm

dz=5mm

Z Axis Scan: 1 x 1 x 21

dx=20mm

dy=20mm

dz=5mm

A. Experimental conditions.

Phantom File	zinf15.txt, Adaptive 2 max
Phantom	Body
Device Position	FrontSide toward phantom
Band	GSM850
Channels	High
Signal	GSM

B. Instrumentations.

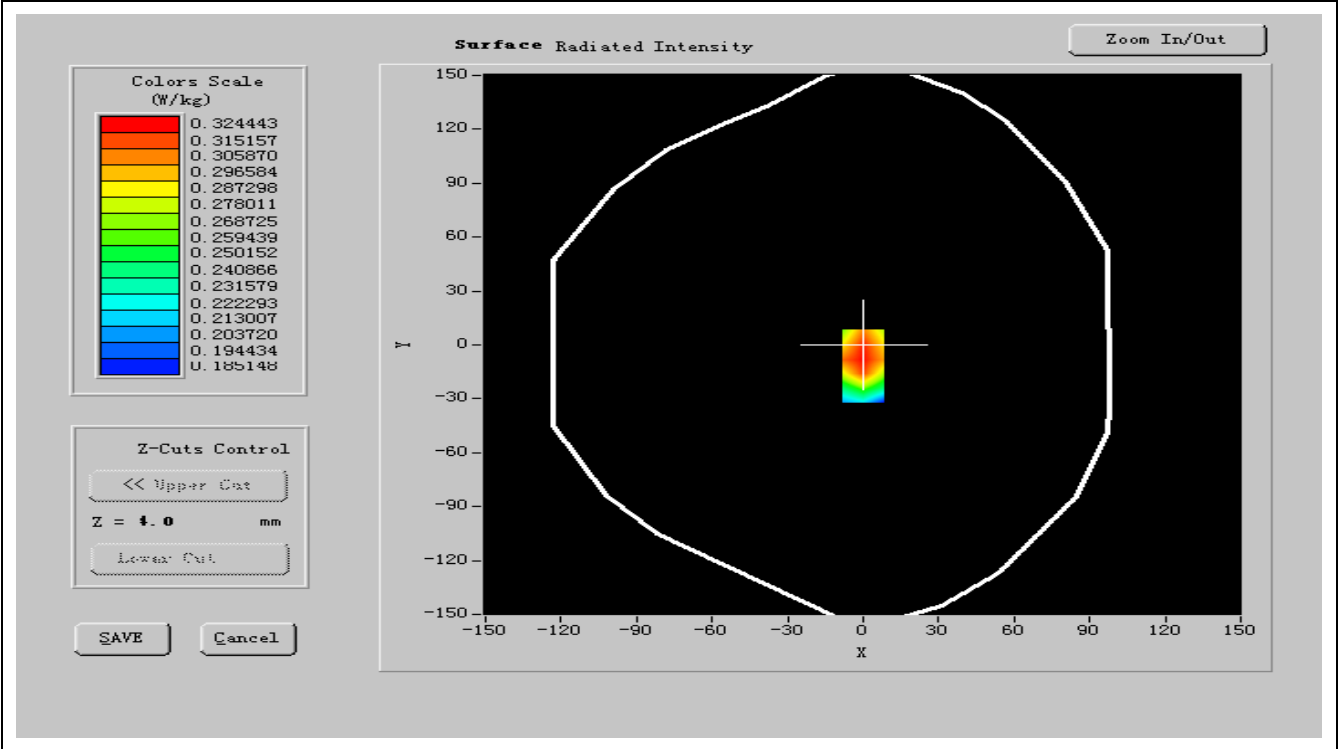
PC	HP (Pentium(R) V3.06GHz, SN:375052-AA1)	Calibration Due: N/A
Wireless Communication Test Set	R&S (CMU200, SN:B23-03291)	Calibration Due: 05/25/2011
Network Analyzer	Agilent(E5071B, MY42301382)	Calibration Due: 03/24/2011
Voltmeter	Keithley (2000, SN:1015843)	Calibration Due: 05/25/2011
Signal Generator	Agilent (E8257C, SN:MY43321570)	Calibration Due: 03/24/2011
Amplifier	Mini-Circuits (ZHL-42, SN:110405)	Calibration Due: 07/29/2011
Power Meter	Agilent (E4416A, SN:QB41292714)	Calibration Due: 03/24/2011
Probe	Antennessa (SN:SN_1109_EP_100)	Calibration Due: 05/04/2011
DIPOLE 835	Antennessa (DIPC32,SN 48/05)	Calibration Due: 02/09/2012
Phantom	Antennessa (SN:SN41_05_SAM29)	Calibration Due: N/A
Liquid	Antennessa	Calibration Due: N/A
Measurement SW	OPEN SAR V2.1	Calibration Due: N/A

C. SAR Measurement Results

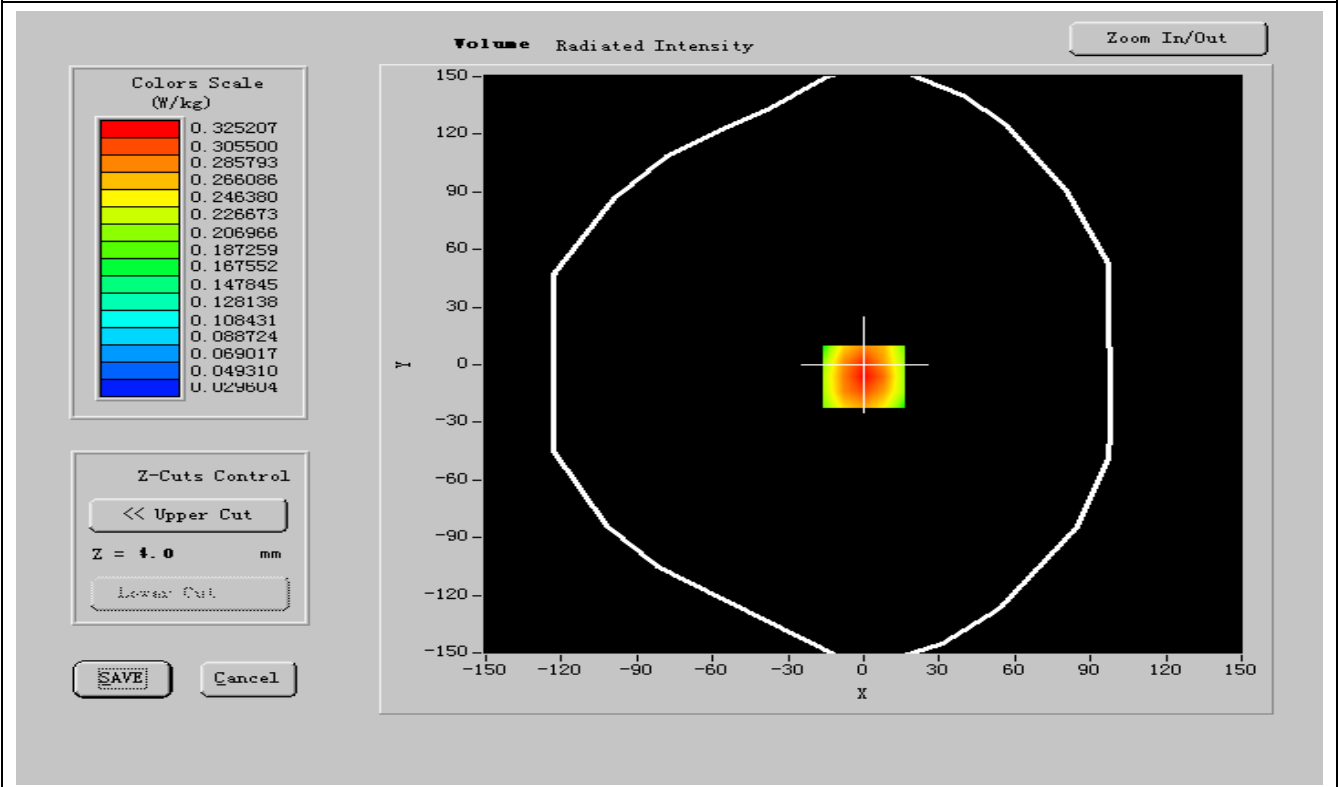
Frequency (MHz)	848.800000
Relative permittivity (real part)	56.508121
Relative permittivity (imaginary part)	21.726601
Conductivity (S/m)	0.983288
Variation (%)	-1.120000
Ambient Temperature:	21.2°C
Liquid Temperature:	20.2°C
ConvF:	20.00, 19.88, 27.77
Crest factor:	8:1



SURFACE SAR



VOLUME SAR





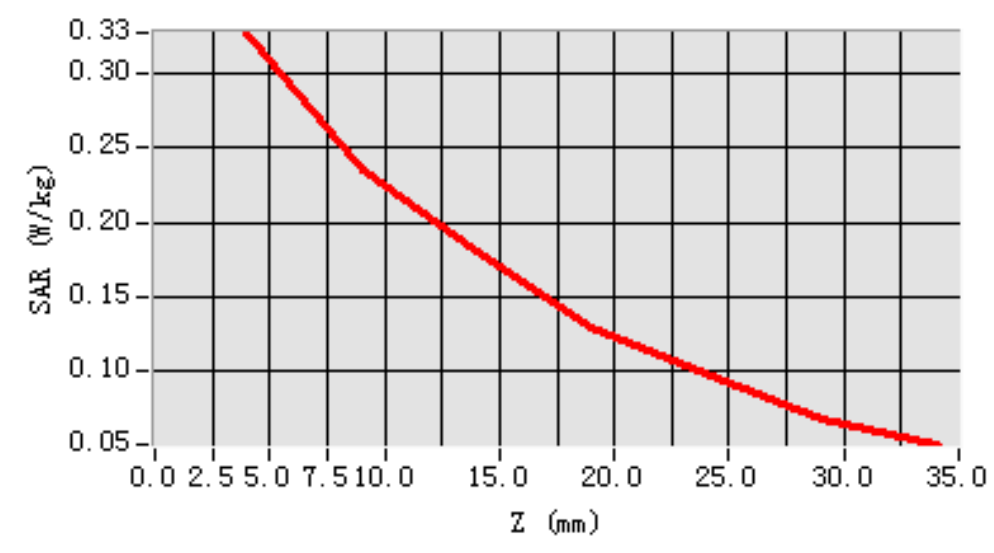
Maximum location: X=-13.00, Y=-3.00

SAR 10g (W/Kg)	0.178396
SAR 1g (W/Kg)	0.362136

Z Axis Scan

Z(mm)	0.00	4.00	9.00	14.00	19.00	24.00	29.00
SAR (W/kg)	0.0000	0.3063	0.2322	0.1674	0.1420	0.1800	0.0573

SAR, Z Axis Scan (X = 0, Y = -6)





MEASUREMENT 16

Date of measurement: 02/22/2011

Area Scan: 7 x 7 x 1

dx=15mm

dy=15mm

Zoom Scan: 5 x 5 x 7

dx=5mm

dy=5mm

dz=5mm

Z Axis Scan: 1 x 1 x 21

dx=20mm

dy=20mm

dz=5mm

A. Experimental conditions.

Phantom File	zinf15.txt, Adaptive 2 max
Phantom	Body
Device Position	BackSide toward phantom
Band	GSM850
Channels	Low
Signal	GSM

B. Instrumentations.

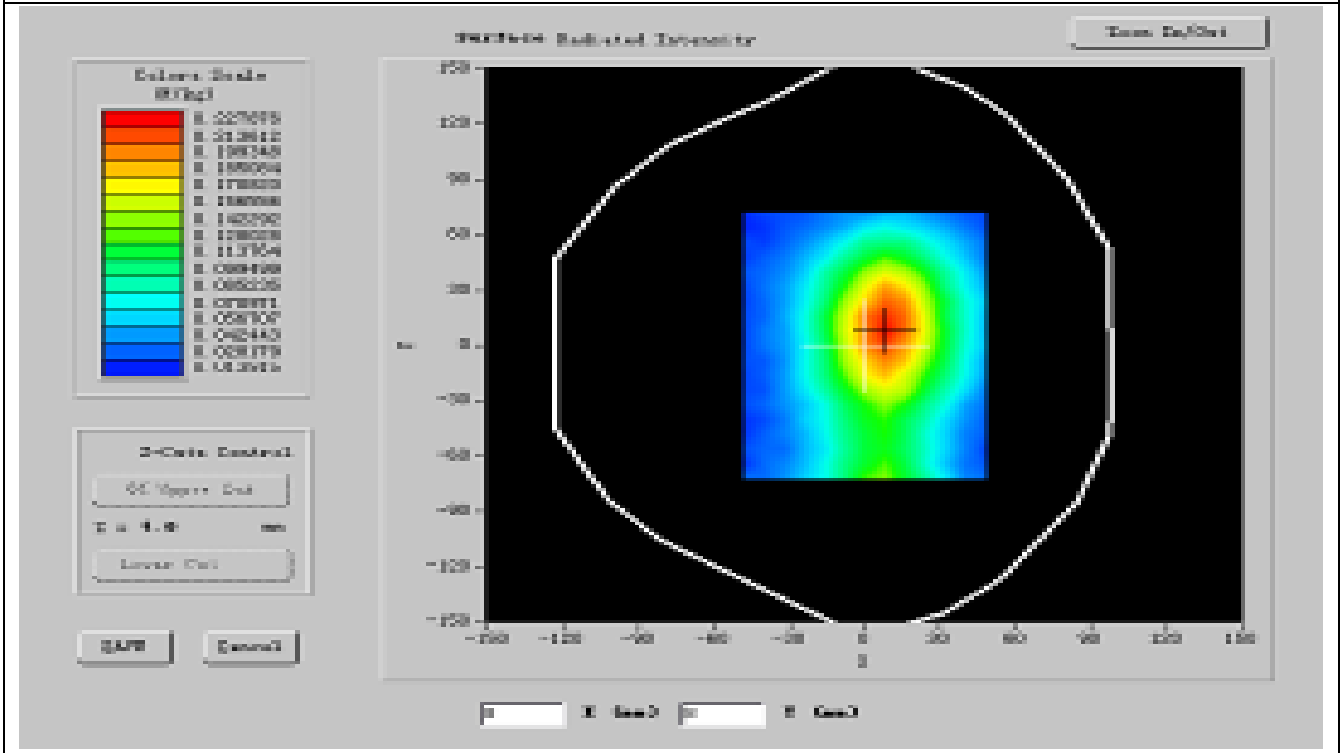
PC	HP (Pentium(R) V3.06GHz, SN:375052-AA1)	Calibration Due: N/A
Wireless Communication Test Set	R&S (CMU200, SN:B23-03291)	Calibration Due: 05/25/2011
Network Analyzer	Agilent(E5071B, MY42301382)	Calibration Due: 03/24/2011
Voltmeter	Keithley (2000, SN:1015843)	Calibration Due: 05/25/2011
Signal Generator	Agilent (E8257C, SN:MY43321570)	Calibration Due: 03/24/2011
Amplifier	Mini-Circuits (ZHL-42, SN:110405)	Calibration Due: 07/29/2011
Power Meter	Agilent (E4416A, SN:QB41292714)	Calibration Due: 03/24/2011
Probe	Antennessa (SN:SN_1109_EP_100)	Calibration Due: 05/04/2011
DIPOLE 835	Antennessa (DIPC32,SN 48/05)	Calibration Due: 02/09/2012
Phantom	Antennessa (SN:SN41_05_SAM29)	Calibration Due: N/A
Liquid	Antennessa	Calibration Due: N/A
Measurement SW	OPEN SAR V2.1	Calibration Due: N/A

C. SAR Measurement Results

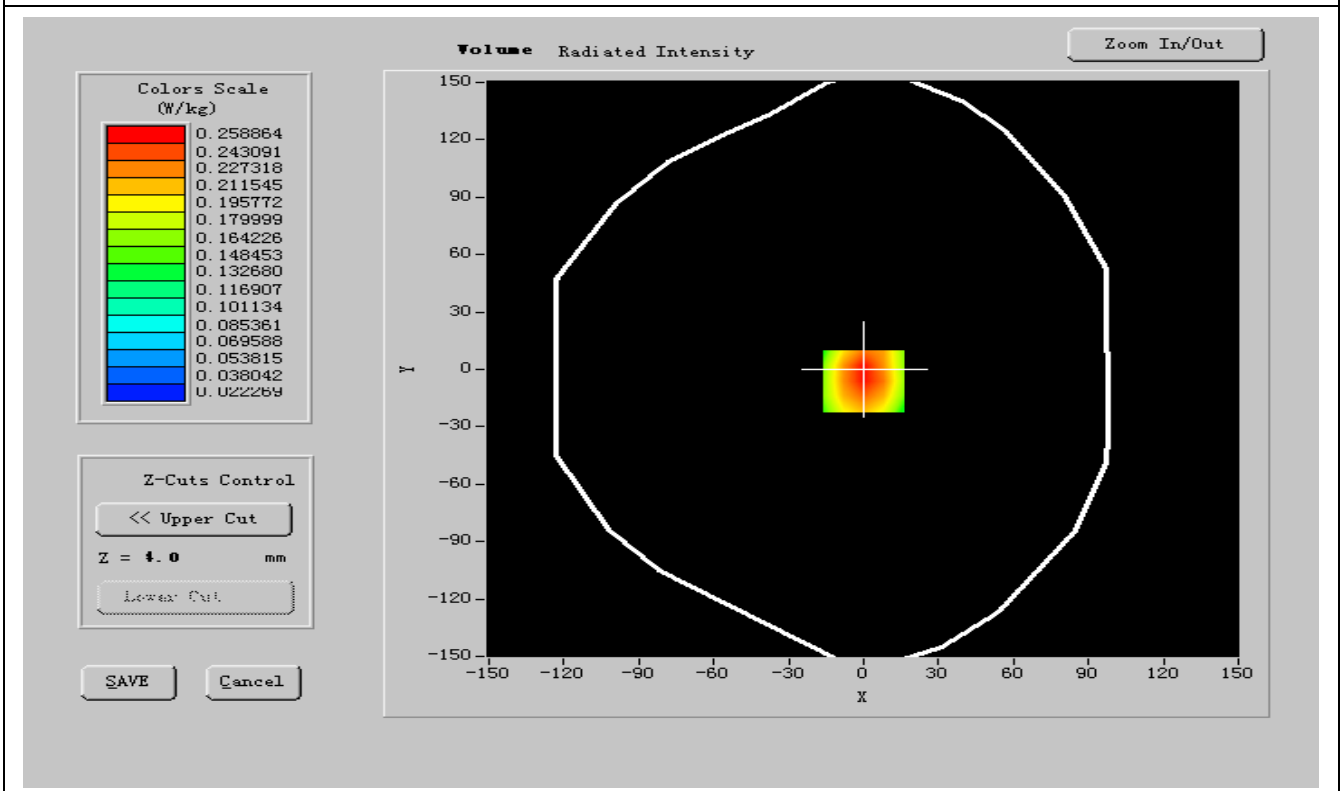
Frequency (MHz)	824.200000
Relative permittivity (real part)	56.514000
Relative permittivity (imaginary part)	21.654150
Conductivity (S/m)	0.984519
Variation (%)	-2.120000
Ambient Temperature:	21.2 °C
Liquid Temperature:	20.2°C
ConvF:	20.00, 19.88, 27.77
Crest factor:	8:1



SURFACE SAR



VOLUME SAR





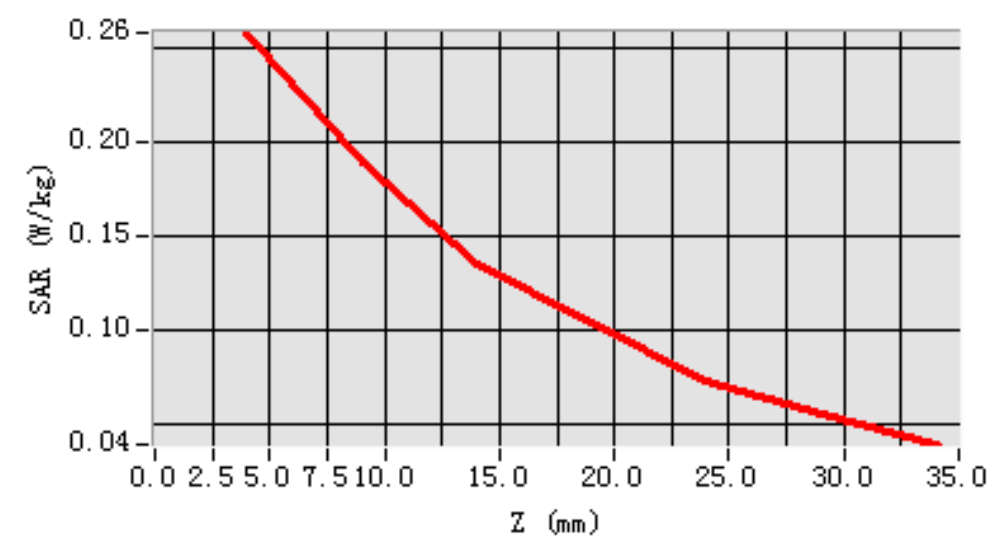
Maximum location: X=-13.00, Y=-3.00

SAR 10g (W/Kg)	0.148815
SAR 1g (W/Kg)	0.323104

Z Axis Scan

Z(mm)	0.00	4.00	9.00	14.00	19.00	24.00	29.00
SAR (W/kg)	0.0000	0.2512	0.1242	0.1464	0.1020	0.0631	0.0454

SAR, Z Axis Scan (X = 0, Y = -6)





MEASUREMENT 17

Date of measurement: 02/22/2011

Area Scan: 7 x 7 x 1

dx=15mm

dy=15mm

Zoom Scan: 5 x 5 x 7

dx=5mm

dy=5mm

dz=5mm

Z Axis Scan: 1 x 1 x 21

dx=20mm

dy=20mm

dz=5mm

A. Experimental conditions.

Phantom File	zinf15.txt, Adaptive 2 max
Phantom	Body
Device Position	BackSide toward phantom
Band	GSM850
Channels	Middle
Signal	GSM

B. Instrumentations.

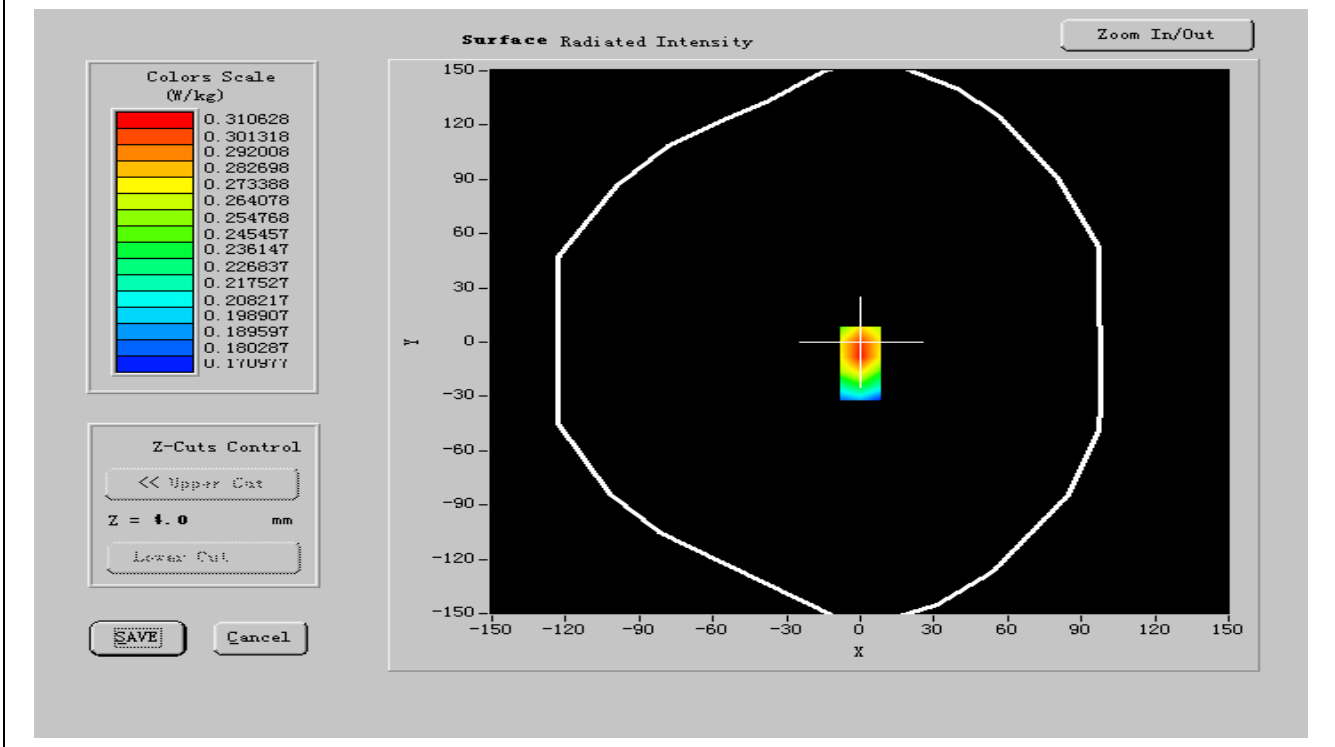
PC	HP (Pentium(R) V3.06GHz, SN:375052-AA1)	Calibration Due: N/A
Wireless Communication Test Set	R&S (CMU200, SN:B23-03291)	Calibration Due: 05/25/2011
Network Analyzer	Agilent(E5071B, MY42301382)	Calibration Due: 03/24/2011
Voltmeter	Keithley (2000, SN:1015843)	Calibration Due: 05/25/2011
Signal Generator	Agilent (E8257C, SN:MY43321570)	Calibration Due: 03/24/2011
Amplifier	Mini-Circuits (ZHL-42, SN:110405)	Calibration Due: 07/29/2011
Power Meter	Agilent (E4416A, SN:QB41292714)	Calibration Due: 03/24/2011
Probe	Antennessa (SN:SN_1109_EP_100)	Calibration Due: 05/04/2011
DIPOLE 835	Antennessa (DIPC32,SN 48/05)	Calibration Due: 02/09/2012
Phantom	Antennessa (SN:SN41_05_SAM29)	Calibration Due: N/A
Liquid	Antennessa	Calibration Due: N/A
Measurement SW	OPEN SAR V2.1	Calibration Due: N/A

C. SAR Measurement Results

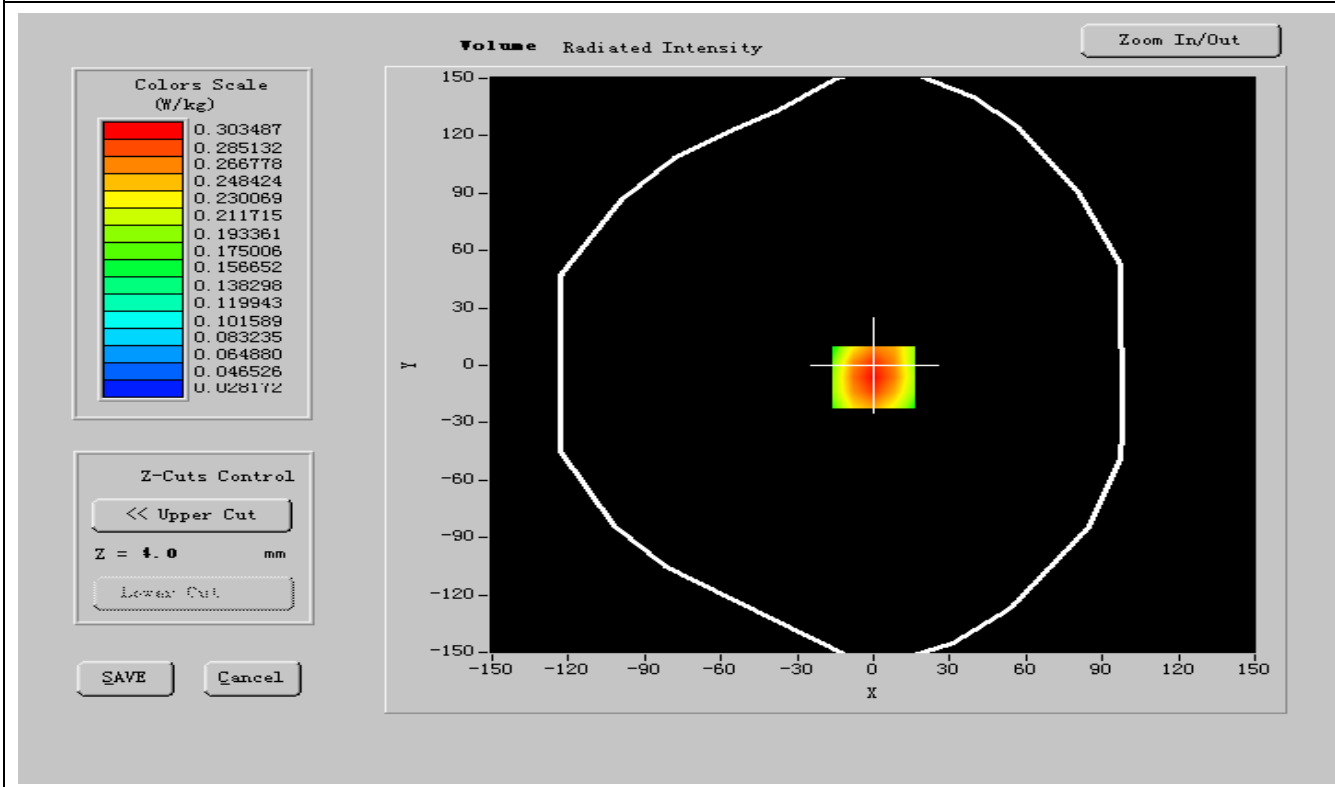
Frequency (MHz)	836.600000
Relative permittivity (real part)	56.501935
Relative permittivity (imaginary part)	21.866249
Conductivity (S/m)	0.986052
Variation (%)	-2.120000
Ambient Temperature:	21.2 °C
Liquid Temperature:	20.2°C
ConvF:	20.00, 19.88, 27.77
Crest factor:	8:1



SURFACE SAR



VOLUME SAR





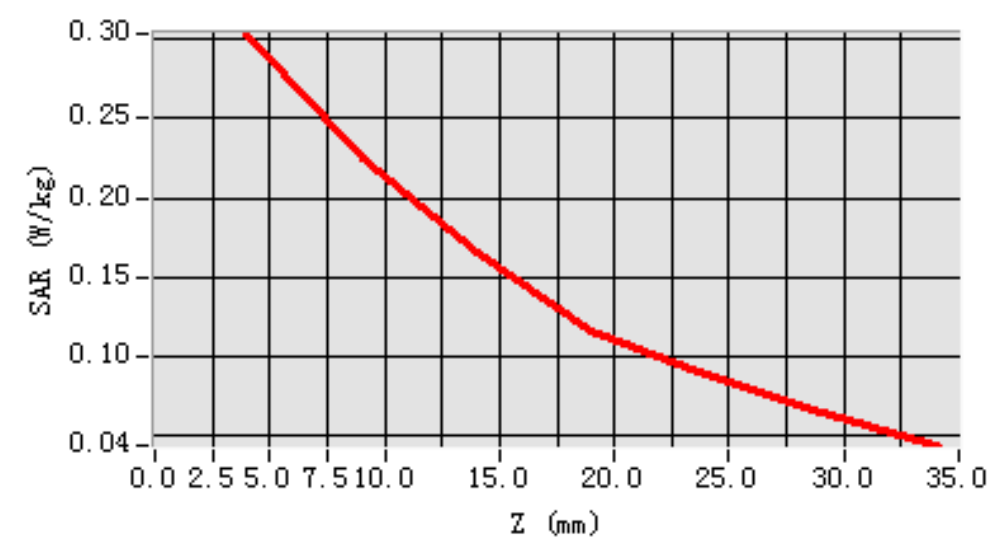
Maximum location: X=-13.00, Y=-3.00

SAR 10g (W/Kg)	0.169889
SAR 1g (W/Kg)	0.311136

Z Axis Scan

Z(mm)	0.00	4.00	9.00	14.00	19.00	24.00	29.00
SAR (W/kg)	0.0000	0.2890	0.2342	0.1664	0.1120	0.0887	0.0422

SAR, Z Axis Scan (X = 0, Y = -6)





MEASUREMENT 18

Date of measurement: 02/22/2011

Area Scan: 7 x 7 x 1

dx=15mm

dy=15mm

Zoom Scan: 5 x 5 x 7

dx=5mm

dy=5mm

dz=5mm

Z Axis Scan: 1 x 1 x 21

dx=20mm

dy=20mm

dz=5mm

A. Experimental conditions.

Phantom File	zinf15.txt, Adaptive 2 max
Phantom	Body
Device Position	BackSide toward phantom
Band	GSM850
Channels	High
Signal	GSM

B. Instrumentations.

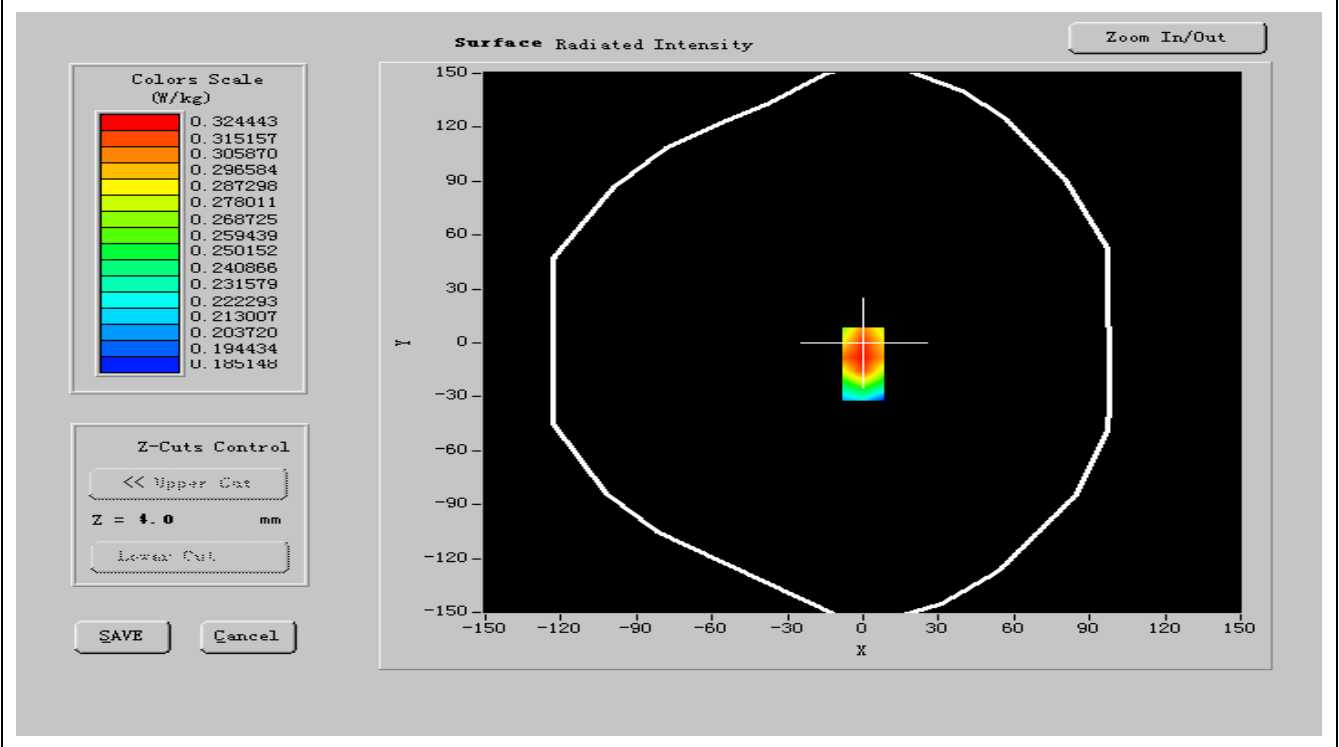
PC	HP (Pentium(R) V3.06GHz, SN:375052-AA1)	Calibration Due: N/A
Wireless Communication Test Set	R&S (CMU200, SN:B23-03291)	Calibration Due: 05/25/2011
Network Analyzer	Agilent(E5071B, MY42301382)	Calibration Due: 03/24/2011
Voltmeter	Keithley (2000, SN:1015843)	Calibration Due: 05/25/2011
Signal Generator	Agilent (E8257C, SN:MY43321570)	Calibration Due: 03/24/2011
Amplifier	Mini-Circuits (ZHL-42, SN:110405)	Calibration Due: 07/29/2011
Power Meter	Agilent (E4416A, SN:QB41292714)	Calibration Due: 03/24/2011
Probe	Antennessa (SN:SN_1109_EP_100)	Calibration Due: 05/04/2011
DIPOLE 835	Antennessa (DIPC32,SN 48/05)	Calibration Due: 02/09/2012
Phantom	Antennessa (SN:SN41_05_SAM29)	Calibration Due: N/A
Liquid	Antennessa	Calibration Due: N/A
Measurement SW	OPEN SAR V2.1	Calibration Due: N/A

C. SAR Measurement Results

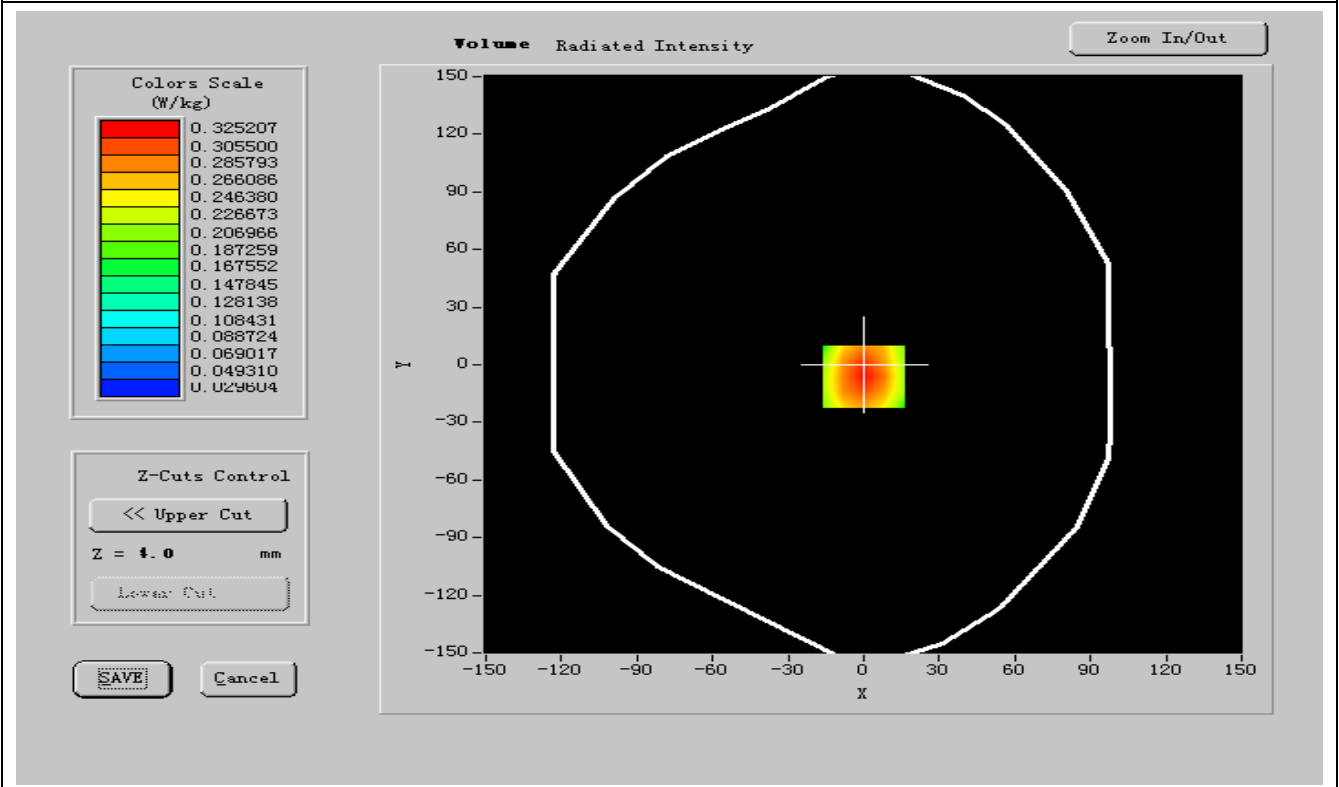
Frequency (MHz)	848.800000
Relative permittivity (real part)	56.508121
Relative permittivity (imaginary part)	21.726601
Conductivity (S/m)	0.983288
Variation (%)	-1.120000
Ambient Temperature:	21.2 °C
Liquid Temperature:	20.2°C
ConvF:	20.00, 19.88, 27.77
Crest factor:	8:1



SURFACE SAR



VOLUME SAR





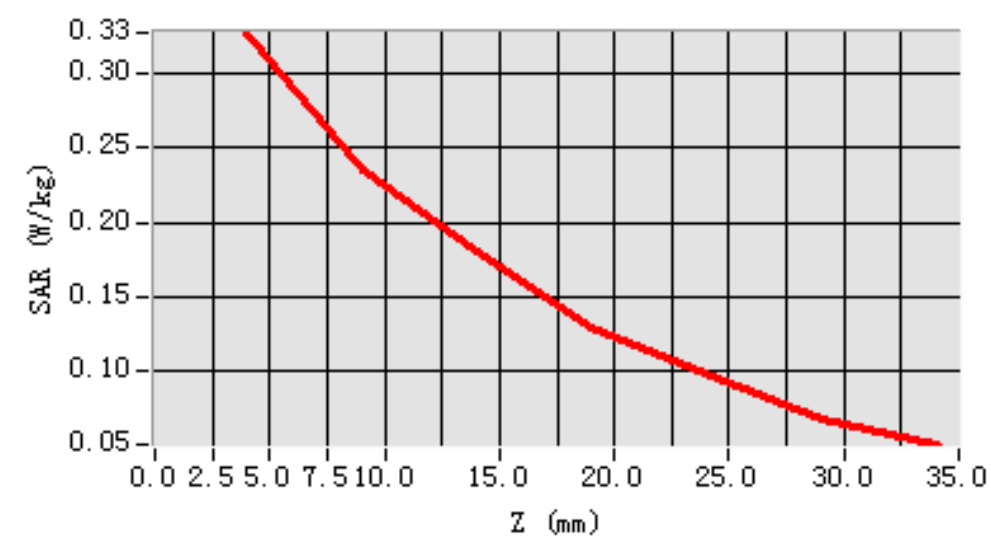
Maximum location: X=-13.00, Y=-3.00

SAR 10g (W/Kg)	0.141190
SAR 1g (W/Kg)	0.301101

Z Axis Scan

Z(mm)	0.00	4.00	9.00	14.00	19.00	24.00	29.00
SAR (W/kg)	0.0000	0.3063	0.2322	0.1674	0.1420	0.1800	0.0573

SAR, Z Axis Scan (X = 0, Y = -6)





MEASUREMENT 19

Date of measurement: 02/22/2011

Area Scan: 7 x 7 x 1 **dx=15mm** **dy=15mm**
Zoom Scan: 5 x 5 x 7 **dx=5mm** **dy=5mm** **dz=5mm**
Z Axis Scan: 1 x 1 x 21 **dx=20mm** **dy=20mm** **dz=5mm**

A. Experimental conditions.

Phantom File	zinf15.txt, Adaptive 2 max
Phantom	Body
Device Position	FrontSide toward phantom
Band	GPRS850
Channels	Low
Signal	GPRS

B. Instrumentations.

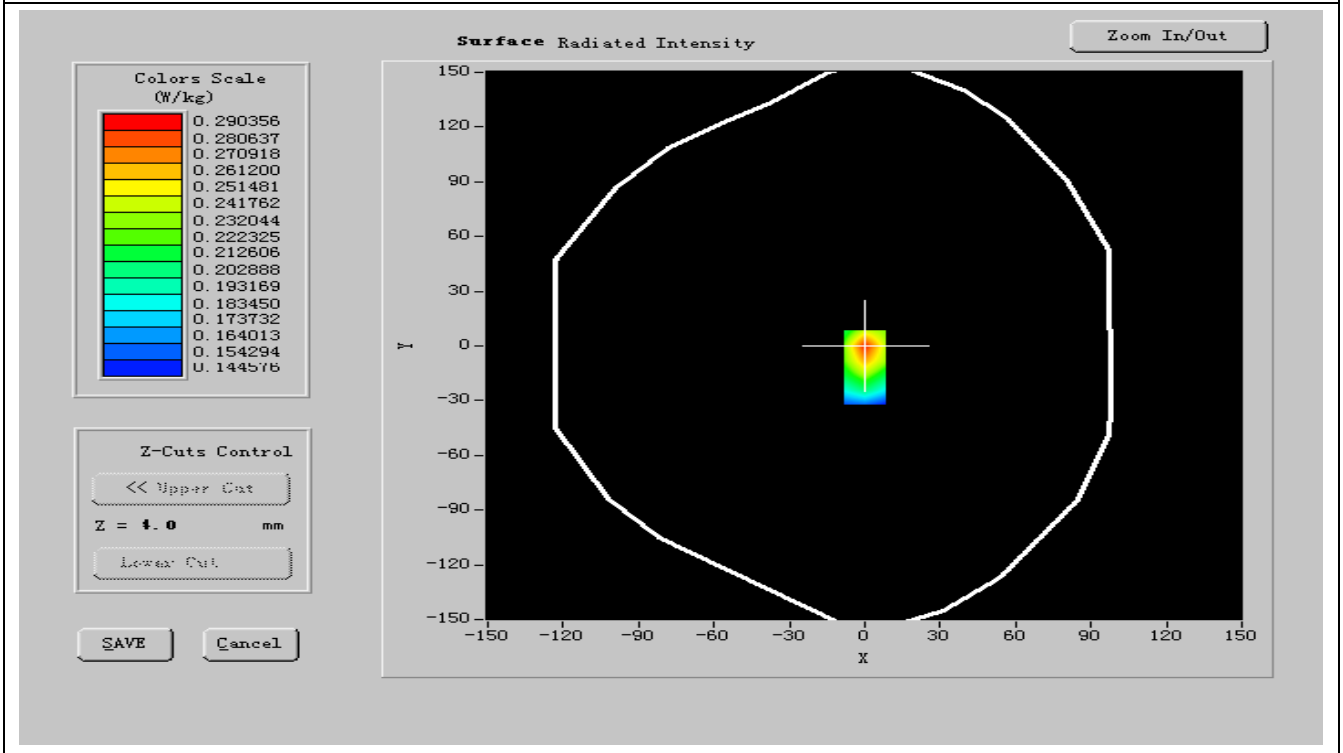
PC	HP (Pentium(R) V3.06GHz, SN:375052-AA1)	Calibration Due: N/A
Wireless Communication Test Set	R&S (CMU200, SN:B23-03291)	Calibration Due: 05/25/2011
Network Analyzer	Agilent(E5071B, MY42301382)	Calibration Due: 03/24/2011
Voltmeter	Keithley (2000, SN:1015843)	Calibration Due: 05/25/2011
Signal Generator	Agilent (E8257C, SN:MY43321570)	Calibration Due: 03/24/2011
Amplifier	Mini-Circuits (ZHL-42, SN:110405)	Calibration Due: 07/29/2011
Power Meter	Agilent (E4416A, SN:QB41292714)	Calibration Due: 03/24/2011
Probe	Antennessa (SN:SN_1109_EP_100)	Calibration Due: 05/04/2011
DIPOLE 835	Antennessa (DIPC32,SN 48/05)	Calibration Due: 02/09/2012
Phantom	Antennessa (SN:SN41_05_SAM29)	Calibration Due: N/A
Liquid	Antennessa	Calibration Due: N/A
Measurement SW	OPEN SAR V2.1	Calibration Due: N/A

C. SAR Measurement Results

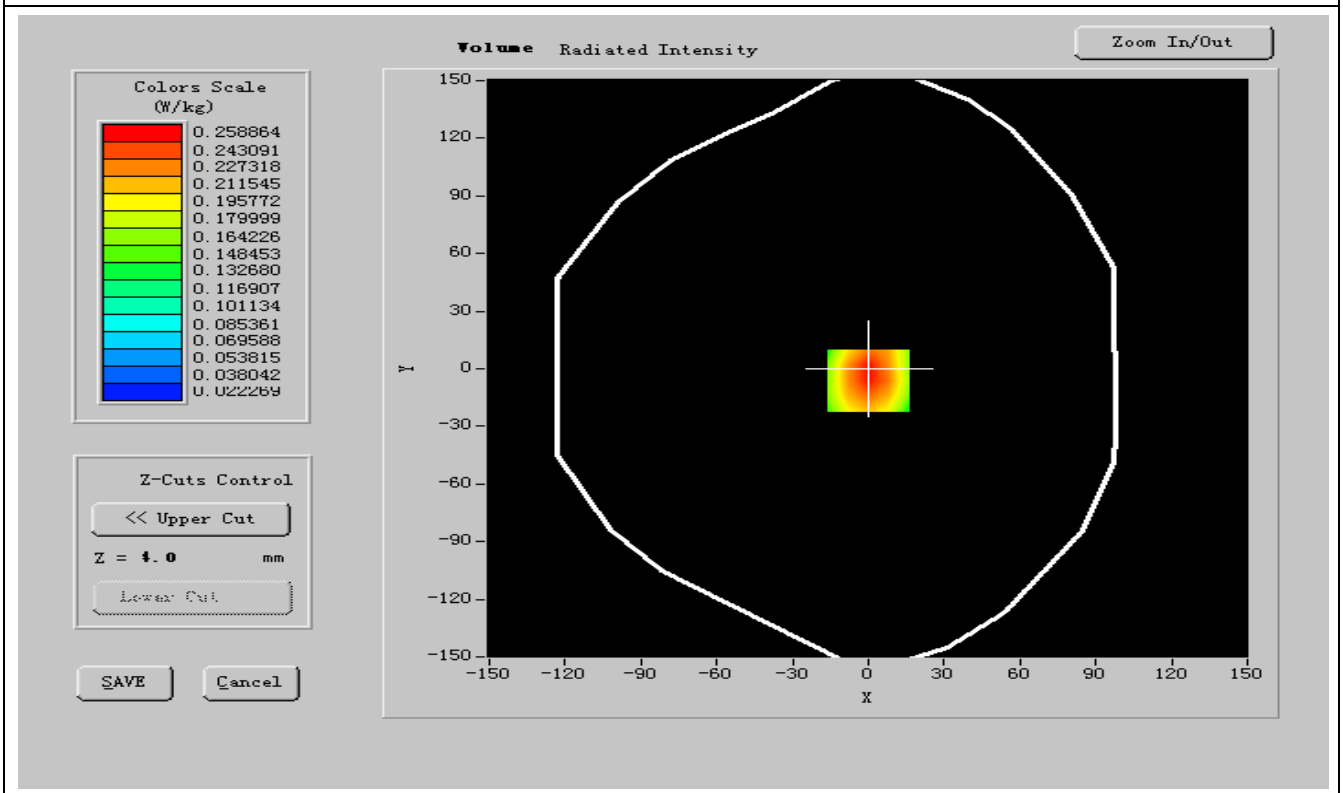
Frequency (MHz)	824.200000
Relative permittivity (real part)	56.584000
Relative permittivity (imaginary part)	21.654150
Conductivity (S/m)	0.971519
Variation (%)	-1.120000
Ambient Temperature:	21.2 °C
Liquid Temperature:	20.2°C
ConvF:	20.00, 19.88, 27.77
Crest factor:	2:1



SURFACE SAR



VOLUME SAR





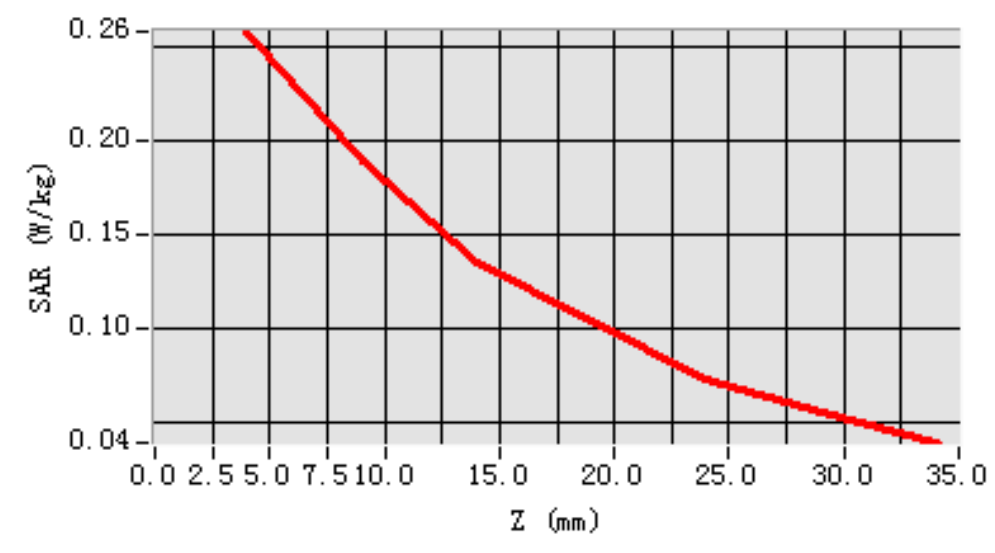
Maximum location: X=-13.00, Y=-3.00

SAR 10g (W/Kg)	0.172990
SAR 1g (W/Kg)	0.312623

Z Axis Scan

Z(mm)	0.00	4.00	9.00	14.00	19.00	24.00	29.00
SAR (W/kg)	0.0000	0.2878	0.1722	0.1474	0.1023	0.0887	0.0511

SAR, Z Axis Scan (X = 0, Y = -6)





MEASUREMENT 20

Date of measurement: 02/22/2011

Area Scan: 7 x 7 x 1

dx=15mm

dy=15mm

Zoom Scan: 5 x 5 x 7

dx=5mm

dy=5mm

dz=5mm

Z Axis Scan: 1 x 1 x 21

dx=20mm

dy=20mm

dz=5mm

A. Experimental conditions.

Phantom File	zinf15.txt, Adaptive 2 max
Phantom	Body
Device Position	FrontSide toward phantom
Band	GPRS850
Channels	Middle
Signal	GPRS

B. Instrumentations.

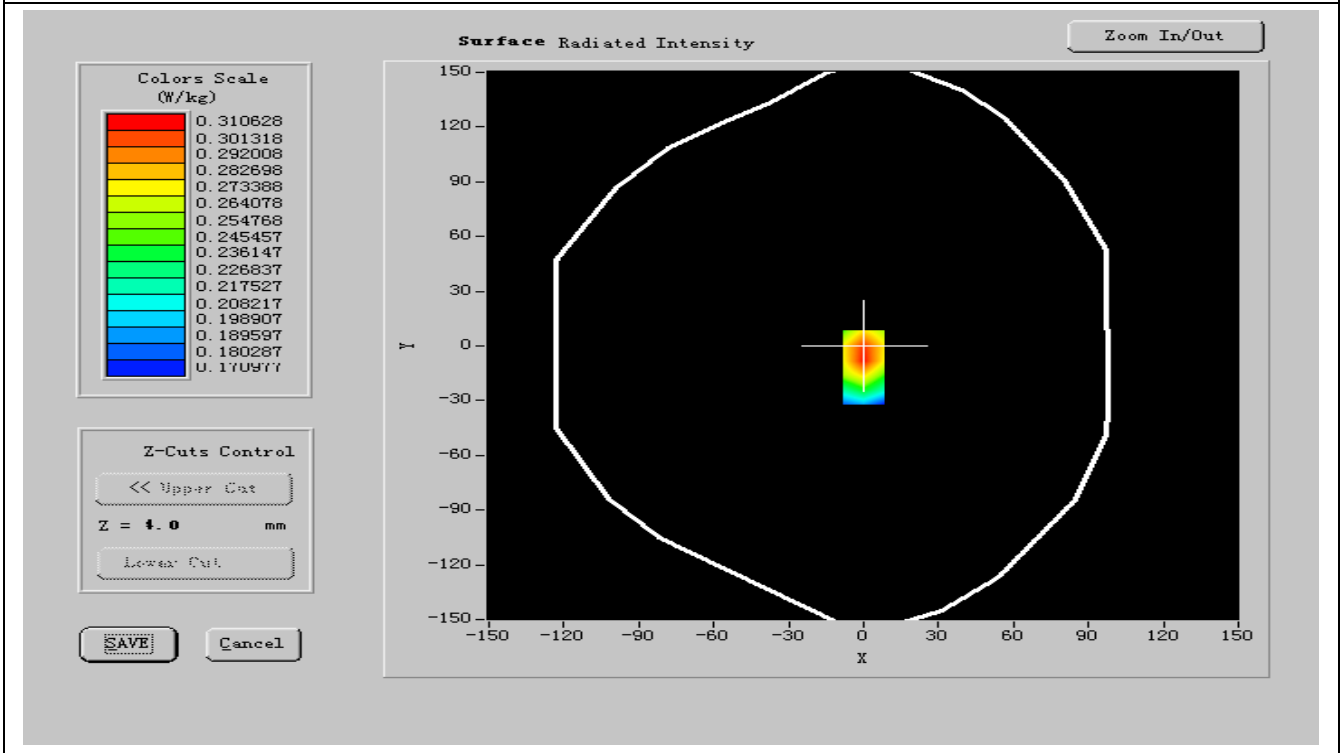
PC	HP (Pentium(R) V3.06GHz, SN:375052-AA1)	Calibration Due: N/A
Wireless Communication Test Set	R&S (CMU200, SN:B23-03291)	Calibration Due: 05/25/2011
Network Analyzer	Agilent(E5071B, MY42301382)	Calibration Due: 03/24/2011
Voltmeter	Keithley (2000, SN:1015843)	Calibration Due: 05/25/2011
Signal Generator	Agilent (E8257C, SN:MY43321570)	Calibration Due: 03/24/2011
Amplifier	Mini-Circuits (ZHL-42, SN:110405)	Calibration Due: 07/29/2011
Power Meter	Agilent (E4416A, SN:QB41292714)	Calibration Due: 03/24/2011
Probe	Antennessa (SN:SN_1109_EP_100)	Calibration Due: 05/04/2011
DIPOLE 835	Antennessa (DIPC32,SN 48/05)	Calibration Due: 02/09/2012
Phantom	Antennessa (SN:SN41_05_SAM29)	Calibration Due: N/A
Liquid	Antennessa	Calibration Due: N/A
Measurement SW	OPEN SAR V2.1	Calibration Due: N/A

C. SAR Measurement Results

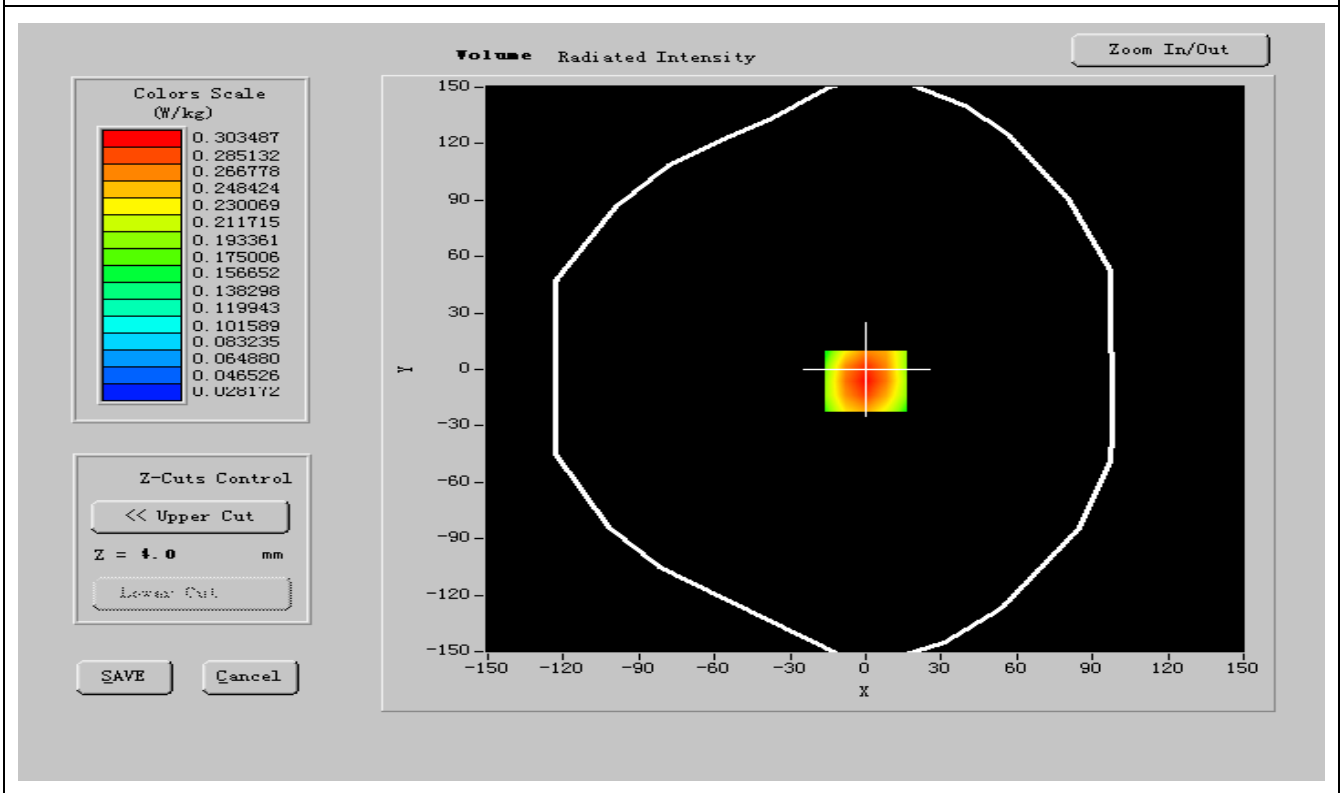
Frequency (MHz)	836.600000
Relative permittivity (real part)	55.501999
Relative permittivity (imaginary part)	21.866249
Conductivity (S/m)	1.006342
Variation (%)	-0.200000
Ambient Temperature:	21.2 °C
Liquid Temperature:	20.2°C
ConvF:	20.00, 19.88, 27.77
Crest factor:	2:1



SURFACE SAR



VOLUME SAR





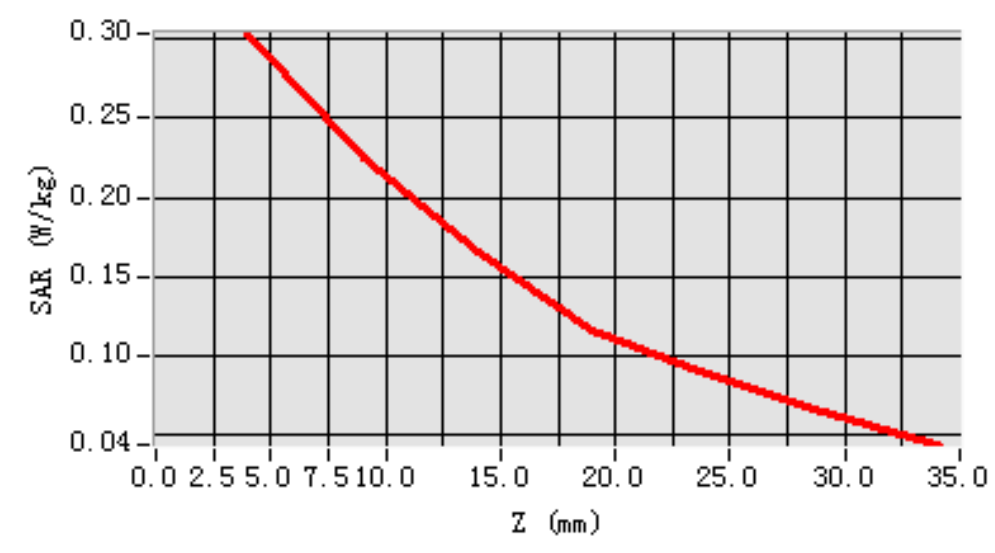
Maximum location: X=-13.00, Y=-3.00

SAR 10g (W/Kg)	0.168597
SAR 1g (W/Kg)	0.293136

Z Axis Scan

Z(mm)	0.00	4.00	9.00	14.00	19.00	24.00	29.00
SAR (W/kg)	0.0000	0.2878	0.1722	0.1474	0.1023	0.0887	0.0511

SAR, Z Axis Scan (X = 0, Y = -6)





MEASUREMENT 21

Date of measurement: 02/22/2011

Area Scan: 7 x 7 x 1 **dx=15mm** **dy=15mm**
Zoom Scan: 5 x 5 x 7 **dx=5mm** **dy=5mm** **dz=5mm**
Z Axis Scan: 1 x 1 x 21 **dx=20mm** **dy=20mm** **dz=5mm**

A. Experimental conditions.

Phantom File	zinf15.txt, Adaptive 2 max
Phantom	Body
Device Position	FrontSide toward phantom
Band	GPRS850
Channels	High
Signal	GPRS

B. Instrumentations.

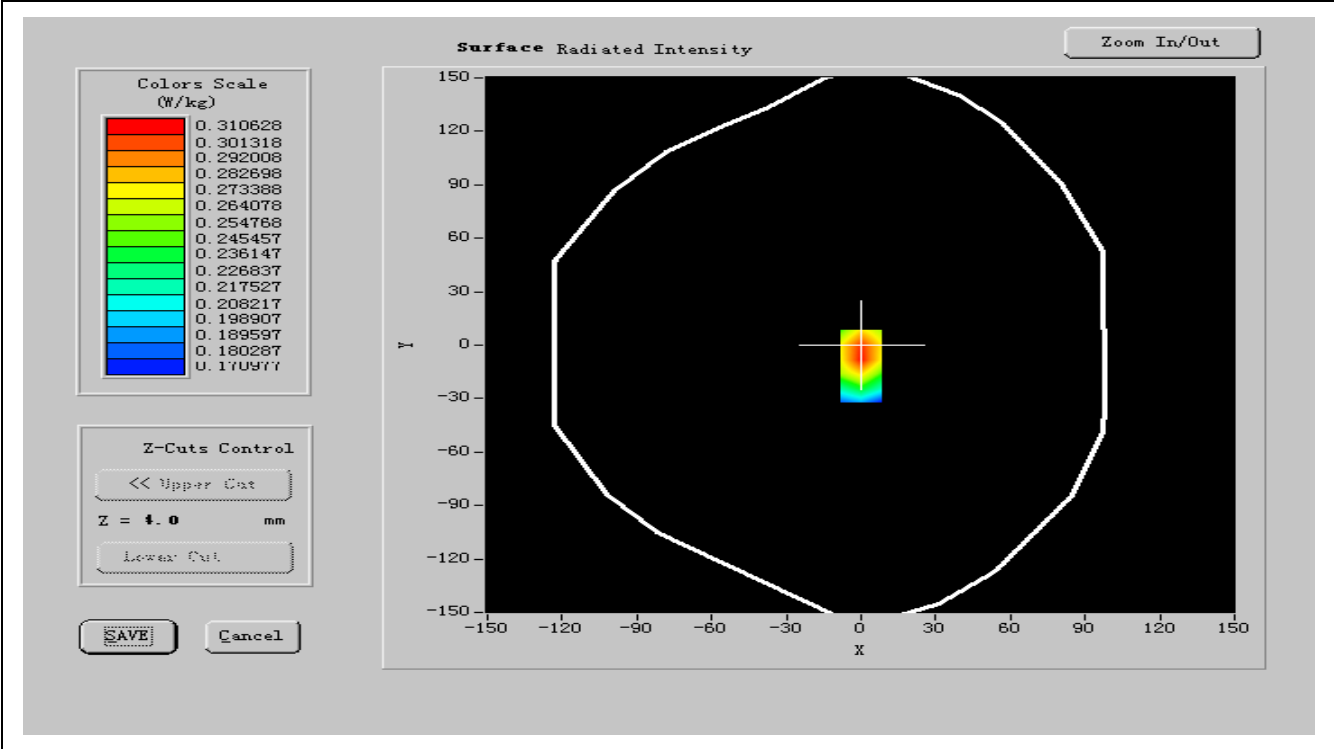
PC	HP (Pentium(R) V3.06GHz, SN:375052-AA1)	Calibration Due: N/A
Wireless Communication Test Set	R&S (CMU200, SN:B23-03291)	Calibration Due: 05/25/2011
Network Analyzer	Agilent(E5071B, MY42301382)	Calibration Due: 03/24/2011
Voltmeter	Keithley (2000, SN:1015843)	Calibration Due: 05/25/2011
Signal Generator	Agilent (E8257C, SN:MY43321570)	Calibration Due: 03/24/2011
Amplifier	Mini-Circuits (ZHL-42, SN:110405)	Calibration Due: 07/29/2011
Power Meter	Agilent (E4416A, SN:QB41292714)	Calibration Due: 03/24/2011
Probe	Antennessa (SN:SN_1109_EP_100)	Calibration Due: 05/04/2011
DIPOLE 835	Antennessa (DIPC32,SN 48/05)	Calibration Due: 02/09/2012
Phantom	Antennessa (SN:SN41_05_SAM29)	Calibration Due: N/A
Liquid	Antennessa	Calibration Due: N/A
Measurement SW	OPEN SAR V2.1	Calibration Due: N/A

C. SAR Measurement Results

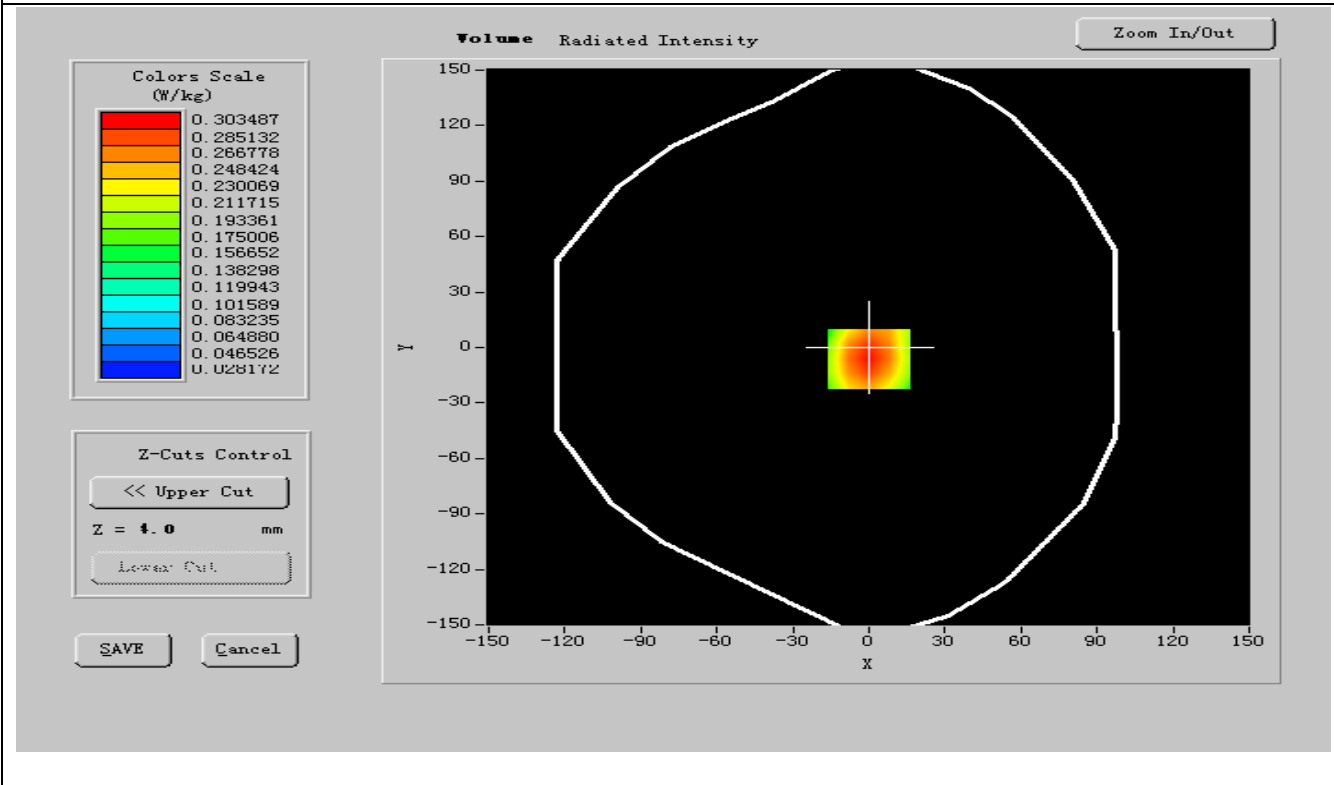
Frequency (MHz)	848.800000
Relative permittivity (real part)	55.576000
Relative permittivity (imaginary part)	21.726601
Conductivity (S/m)	0.974288
Variation (%)	-0.220000
Ambient Temperature:	21.2 °C
Liquid Temperature:	20.2°C
ConvF:	20.00, 19.88, 27.77
Crest factor:	2:1



SURFACE SAR



VOLUME SAR





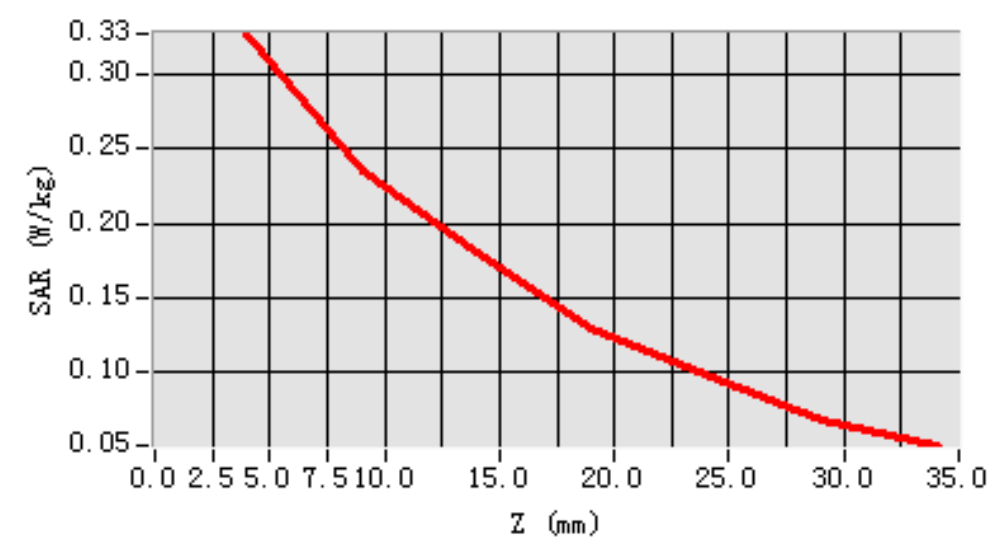
Maximum location: X=-13.00, Y=-3.00

SAR 10g (W/Kg)	0.172852
SAR 1g (W/Kg)	0.332416

Z Axis Scan

Z(mm)	0.00	4.00	9.00	14.00	19.00	24.00	29.00
SAR (W/kg)	0.0000	0.3232	0.1722	0.1494	0.1323	0.0787	0.0651

SAR, Z Axis Scan (X = 0, Y = -6)





MEASUREMENT 22

Date of measurement: 02/22/2011

Area Scan: 7 x 7 x 1

dx=15mm

dy=15mm

Zoom Scan: 5 x 5 x 7

dx=5mm

dy=5mm

dz=5mm

Z Axis Scan: 1 x 1 x 21

dx=20mm

dy=20mm

dz=5mm

A. Experimental conditions.

Phantom File	zinf15.txt, Adaptive 2 max
Phantom	Body
Device Position	BackSide toward phantom
Band	GPRS850
Channels	Low
Signal	GPRS

B. Instrumentations.

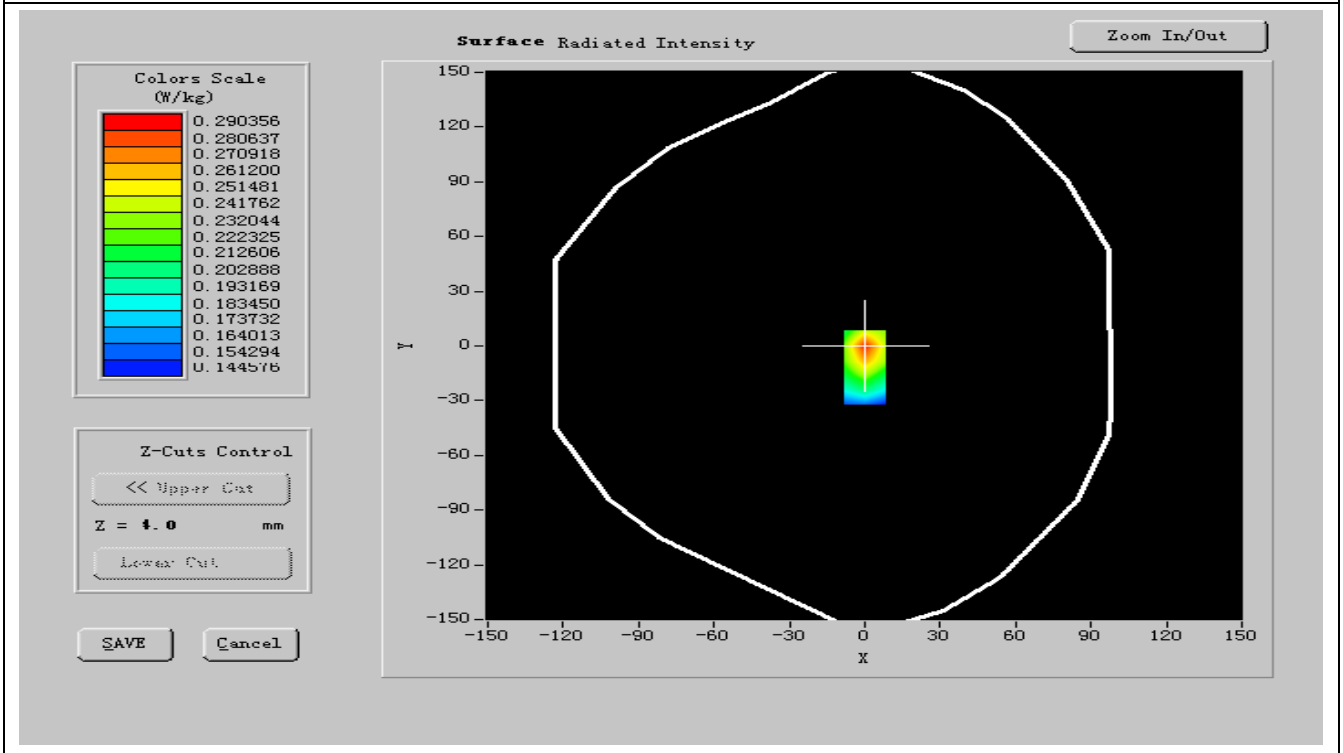
PC	HP (Pentium(R) V3.06GHz, SN:375052-AA1)	Calibration Due: N/A
Wireless Communication Test Set	R&S (CMU200, SN:B23-03291)	Calibration Due: 05/25/2011
Network Analyzer	Agilent(E5071B, MY42301382)	Calibration Due: 03/24/2011
Voltmeter	Keithley (2000, SN:1015843)	Calibration Due: 05/25/2011
Signal Generator	Agilent (E8257C, SN:MY43321570)	Calibration Due: 03/24/2011
Amplifier	Mini-Circuits (ZHL-42, SN:110405)	Calibration Due: 07/29/2011
Power Meter	Agilent (E4416A, SN:QB41292714)	Calibration Due: 03/24/2011
Probe	Antenna (SN:SN_1109_EP_100)	Calibration Due: 05/04/2011
DIPOLE 835	Antenna (DIPC32,SN 48/05)	Calibration Due: 02/09/2012
Phantom	Antenna (SN:SN41_05_SAM29)	Calibration Due: N/A
Liquid	Antenna	Calibration Due: N/A
Measurement SW	OPEN SAR V2.1	Calibration Due: N/A

C. SAR Measurement Results

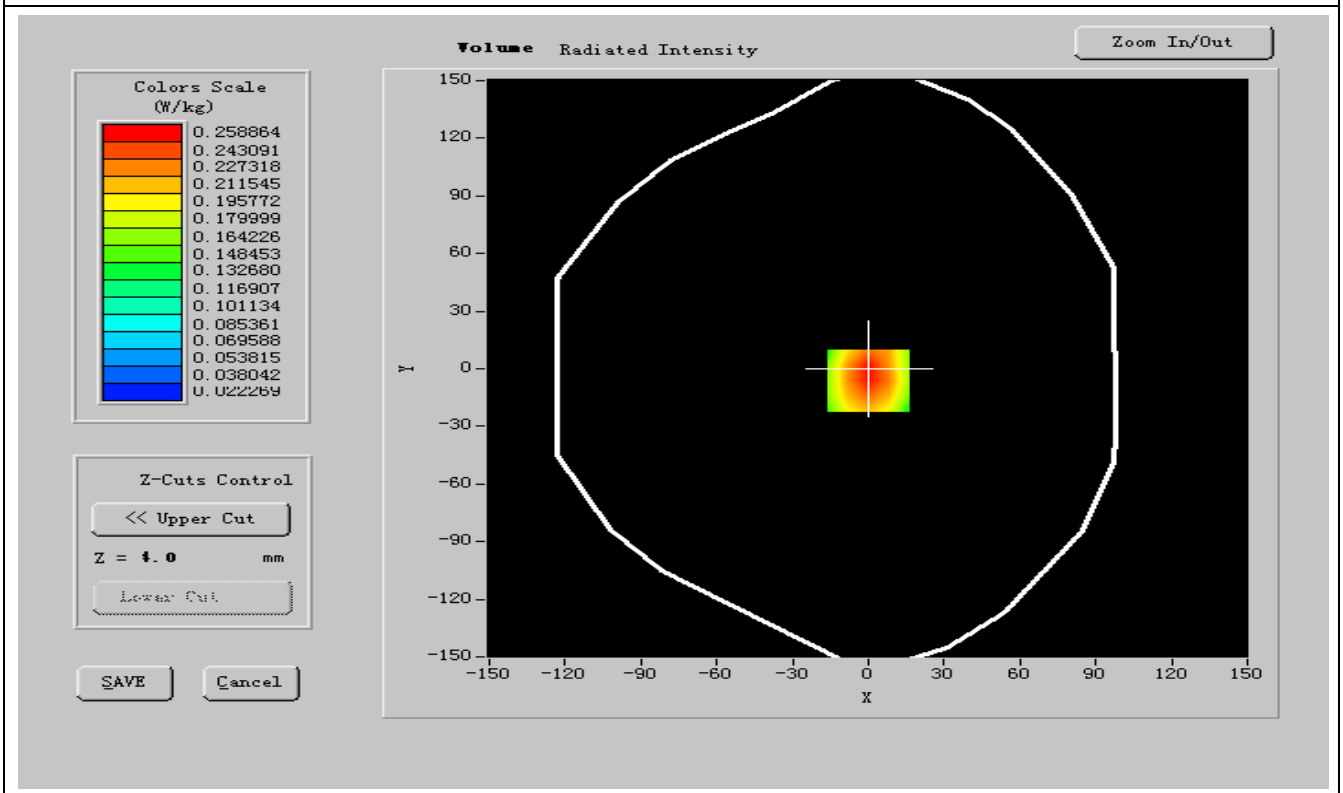
Frequency (MHz)	824.200000
Relative permittivity (real part)	56.584000
Relative permittivity (imaginary part)	21.654150
Conductivity (S/m)	0.971519
Variation (%)	-1.120000
Ambient Temperature:	21.2 °C
Liquid Temperature:	20.2°C
ConvF:	20.00, 19.88, 27.77
Crest factor:	2:1



SURFACE SAR



VOLUME SAR





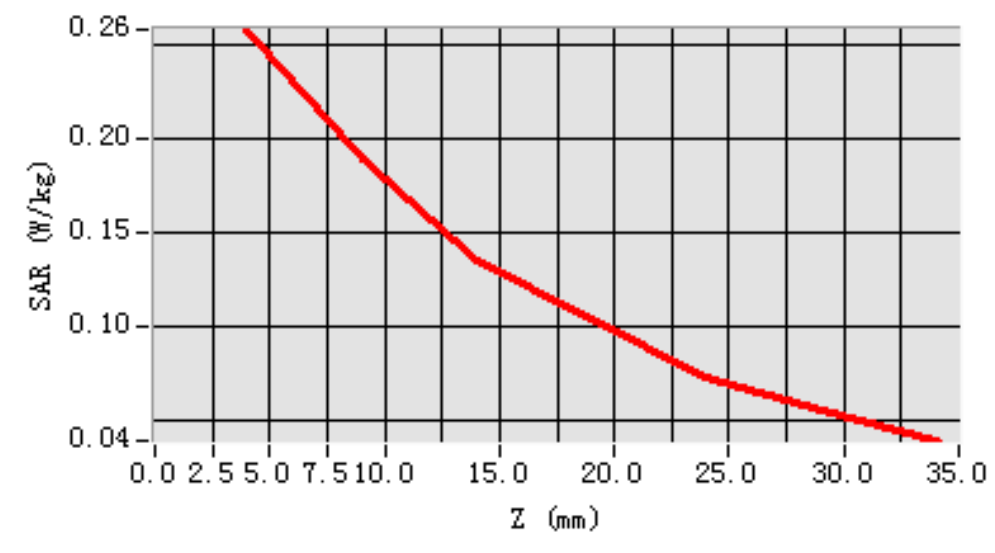
Maximum location: X=-13.00, Y=-3.00

SAR 10g (W/Kg)	0.169397
SAR 1g (W/Kg)	0.262201

Z Axis Scan

Z(mm)	0.00	4.00	9.00	14.00	19.00	24.00	29.00
SAR (W/kg)	0.0000	0.2878	0.1722	0.1474	0.1023	0.0887	0.0511

SAR, Z Axis Scan (X = 0, Y = -6)





MEASUREMENT 23

Date of measurement: 02/22/2011

Area Scan: 7 x 7 x 1 **dx=15mm** **dy=15mm**
Zoom Scan: 5 x 5 x 7 **dx=5mm** **dy=5mm** **dz=5mm**
Z Axis Scan: 1 x 1 x 21 **dx=20mm** **dy=20mm** **dz=5mm**

A. Experimental conditions.

Phantom File	zinf15.txt, Adaptive 2 max
Phantom	Body
Device Position	BackSide toward phantom
Band	GPRS850
Channels	Middle
Signal	GPRS

B. Instrumentations.

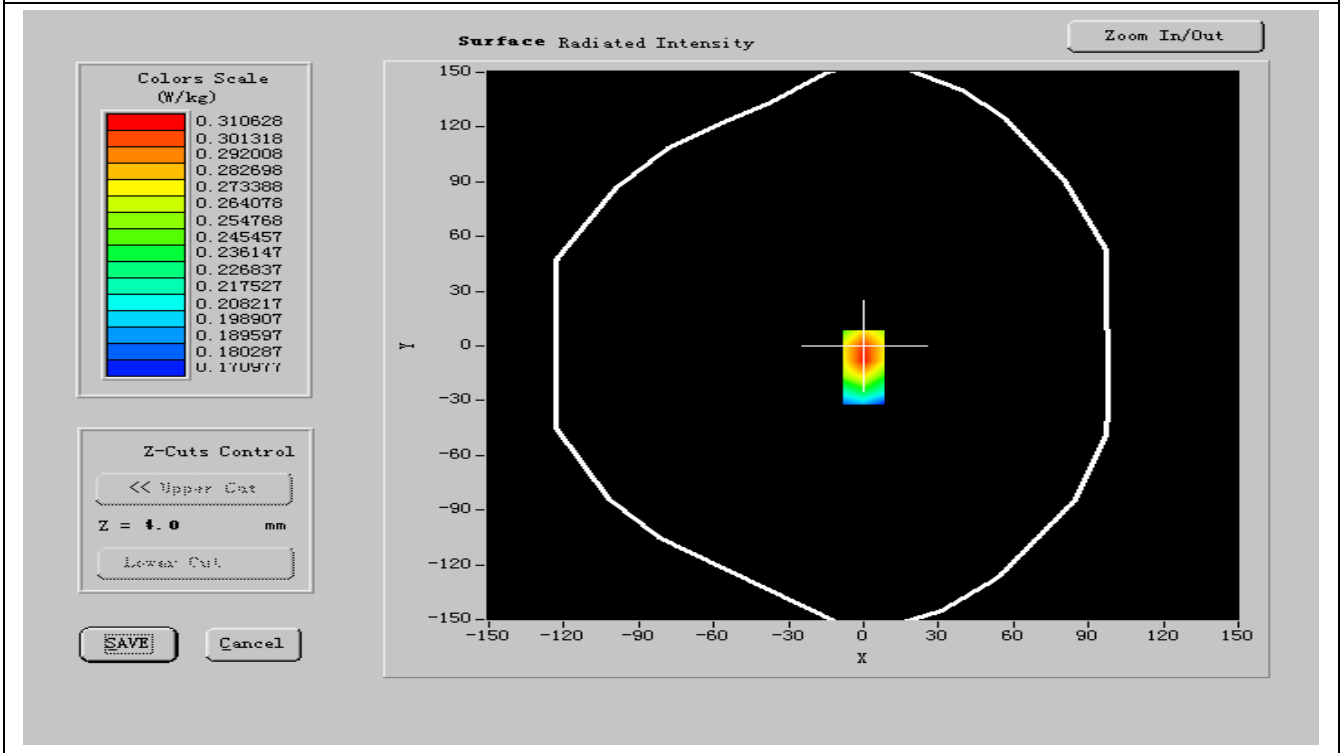
PC	HP (Pentium(R) V3.06GHz, SN:375052-AA1)	Calibration Due: N/A
Wireless Communication Test Set	R&S (CMU200, SN:B23-03291)	Calibration Due: 05/25/2011
Network Analyzer	Agilent(E5071B, MY42301382)	Calibration Due: 03/24/2011
Voltmeter	Keithley (2000, SN:1015843)	Calibration Due: 05/25/2011
Signal Generator	Agilent (E8257C, SN:MY43321570)	Calibration Due: 03/24/2011
Amplifier	Mini-Circuits (ZHL-42, SN:110405)	Calibration Due: 07/29/2011
Power Meter	Agilent (E4416A, SN:QB41292714)	Calibration Due: 03/24/2011
Probe	Antennessa (SN:SN_1109_EP_100)	Calibration Due: 05/04/2011
DIPOLE 835	Antennessa (DIPC32,SN 48/05)	Calibration Due: 02/09/2012
Phantom	Antennessa (SN:SN41_05_SAM29)	Calibration Due: N/A
Liquid	Antennessa	Calibration Due: N/A
Measurement SW	OPEN SAR V2.1	Calibration Due: N/A

C. SAR Measurement Results

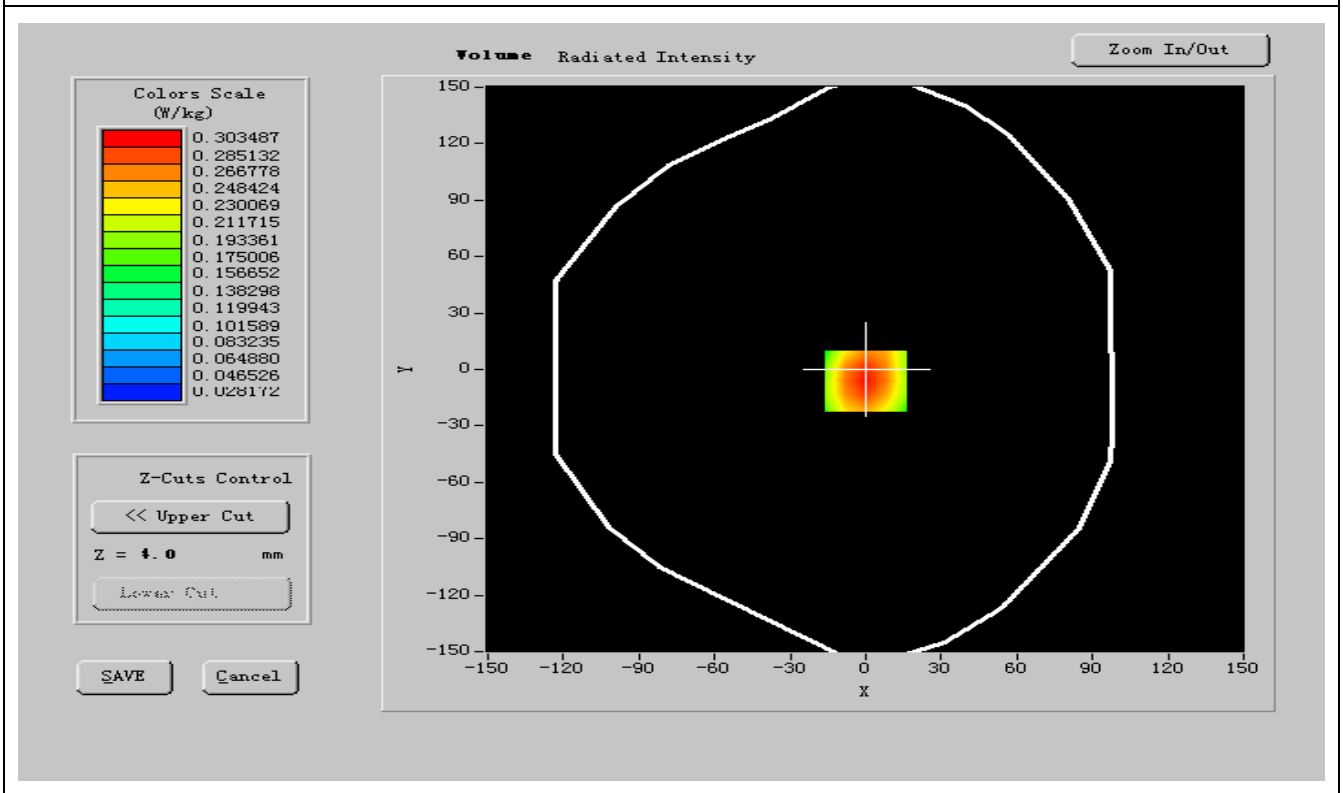
Frequency (MHz)	836.600000
Relative permittivity (real part)	55.501999
Relative permittivity (imaginary part)	21.866249
Conductivity (S/m)	1.006342
Variation (%)	-0.200000
Ambient Temperature:	21.2 °C
Liquid Temperature:	20.2°C
ConvF:	20.00, 19.88, 27.77
Crest factor:	2:1



SURFACE SAR



VOLUME SAR





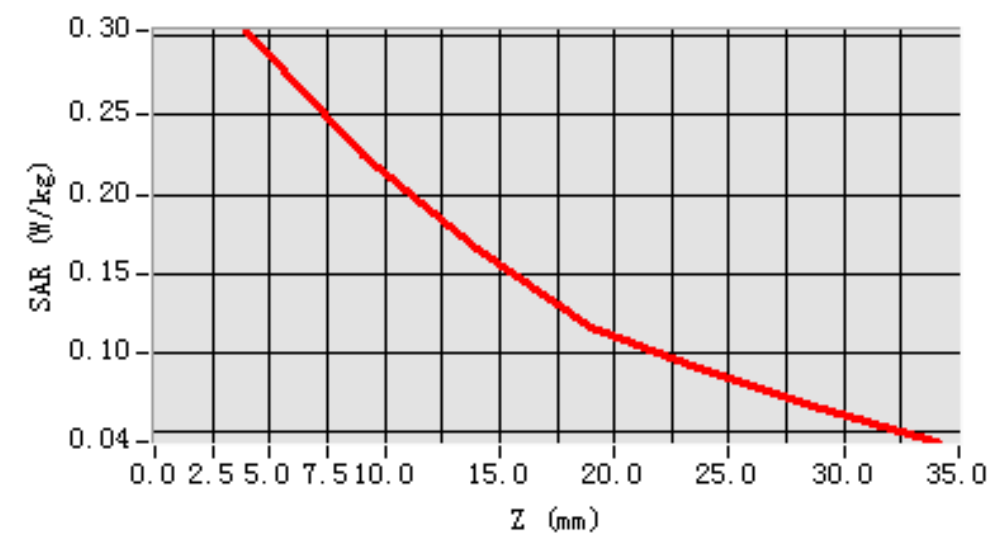
Maximum location: X=-13.00, Y=-3.00

SAR 10g (W/Kg)	0.167352
SAR 1g (W/Kg)	0.272326

Z Axis Scan

Z(mm)	0.00	4.00	9.00	14.00	19.00	24.00	29.00
SAR (W/kg)	0.0000	0.2878	0.1722	0.1474	0.1023	0.0887	0.0511

SAR, Z Axis Scan (X = 0, Y = -6)





MEASUREMENT 24

Date of measurement: 02/22/2011

Area Scan: 7 x 7 x 1 **dx=15mm** **dy=15mm**
Zoom Scan: 5 x 5 x 7 **dx=5mm** **dy=5mm** **dz=5mm**
Z Axis Scan: 1 x 1 x 21 **dx=20mm** **dy=20mm** **dz=5mm**

A. Experimental conditions.

Phantom File	zinf15.txt, Adaptive 2 max
Phantom	Body
Device Position	BackSide toward phantom
Band	GPRS850
Channels	High
Signal	GPRS

B. Instrumentations.

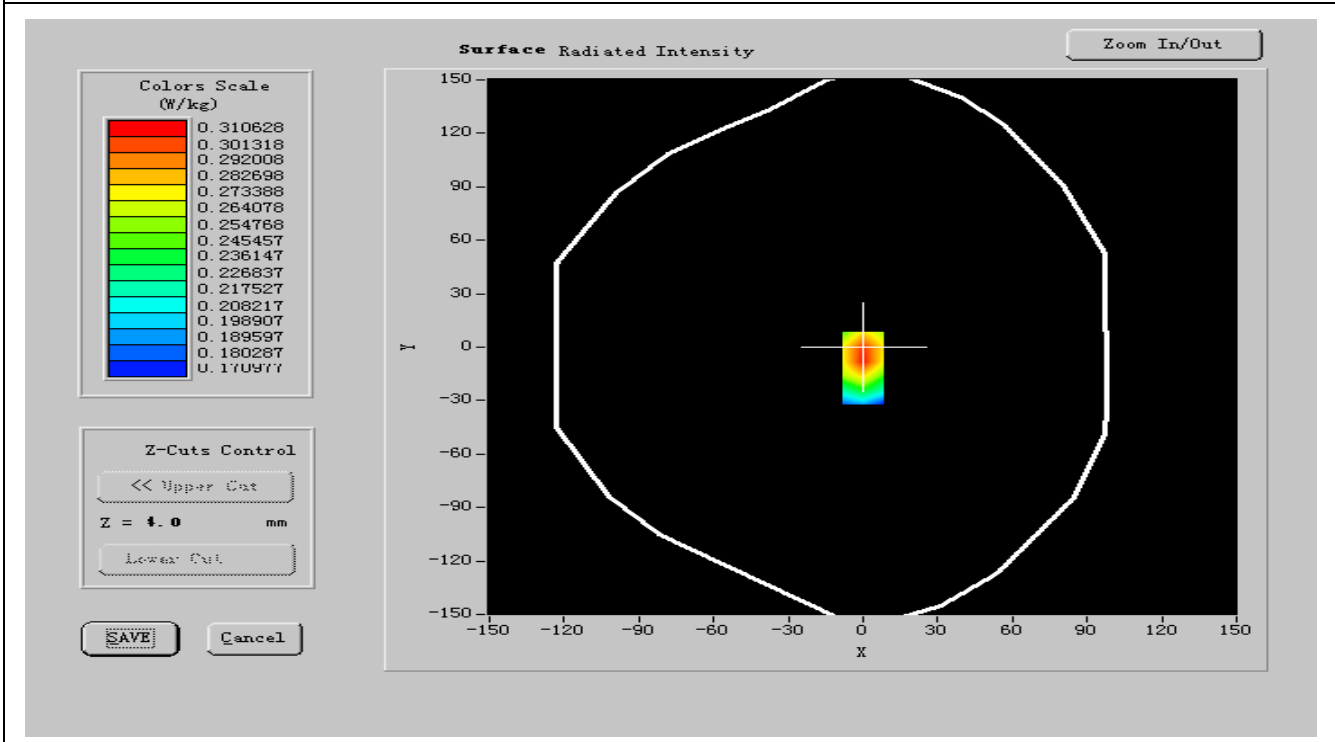
PC	HP (Pentium(R) V3.06GHz, SN:375052-AA1)	Calibration Due: N/A
Wireless Communication Test Set	R&S (CMU200, SN:B23-03291)	Calibration Due: 05/25/2011
Network Analyzer	Agilent(E5071B, MY42301382)	Calibration Due: 03/24/2011
Voltmeter	Keithley (2000, SN:1015843)	Calibration Due: 05/25/2011
Signal Generator	Agilent (E8257C, SN:MY43321570)	Calibration Due: 03/24/2011
Amplifier	Mini-Circuits (ZHL-42, SN:110405)	Calibration Due: 07/29/2011
Power Meter	Agilent (E4416A, SN:QB41292714)	Calibration Due: 03/24/2011
Probe	Antenna (SN:SN_1109_EP_100)	Calibration Due: 05/04/2011
DIPOLE 835	Antenna (DIPC32,SN 48/05)	Calibration Due: 02/09/2012
Phantom	Antenna (SN:SN41_05_SAM29)	Calibration Due: N/A
Liquid	Antenna	Calibration Due: N/A
Measurement SW	OPEN SAR V2.1	Calibration Due: N/A

C. SAR Measurement Results

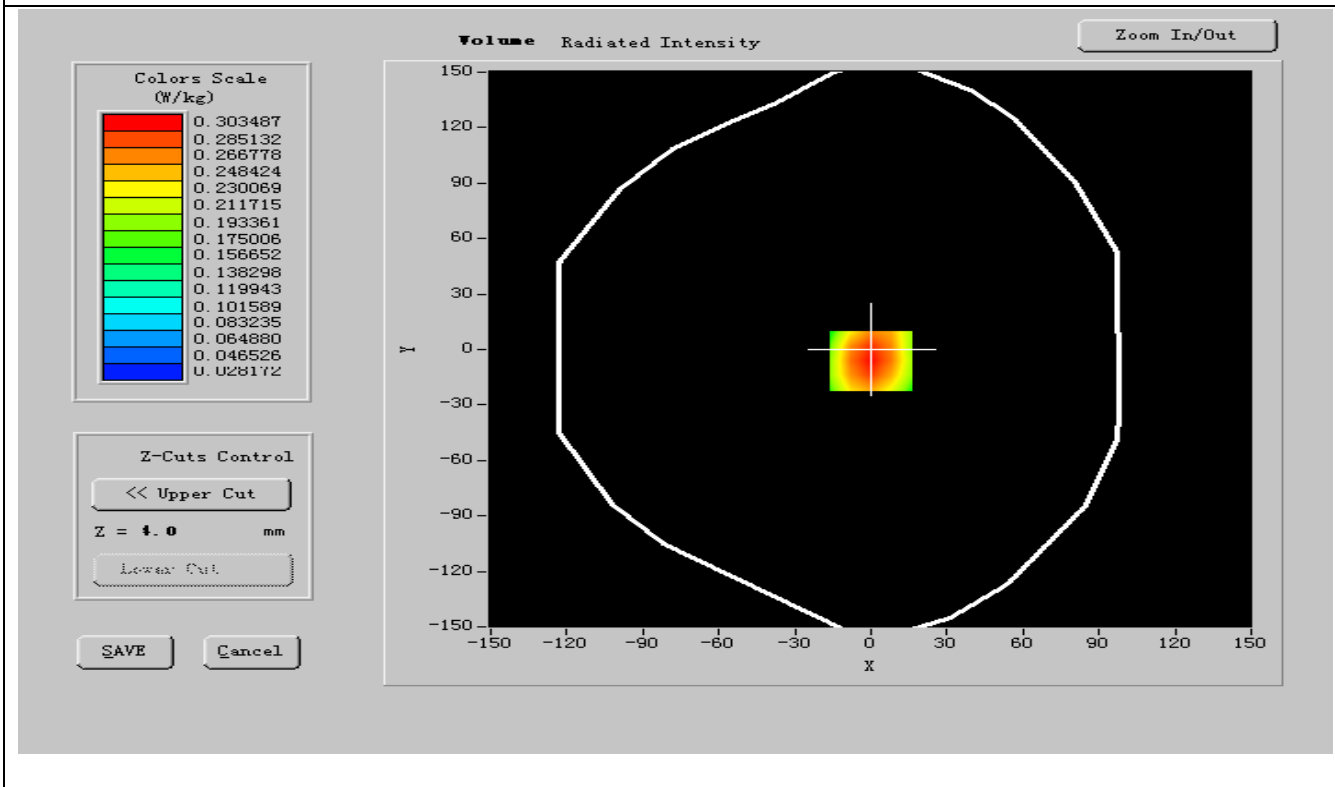
Frequency (MHz)	848.800000
Relative permittivity (real part)	55.576000
Relative permittivity (imaginary part)	21.726601
Conductivity (S/m)	0.974288
Variation (%)	-0.220000
Ambient Temperature:	21.2 °C
Liquid Temperature:	20.2°C
ConvF:	20.00, 19.88, 27.77
Crest factor:	2:1



SURFACE SAR



VOLUME SAR





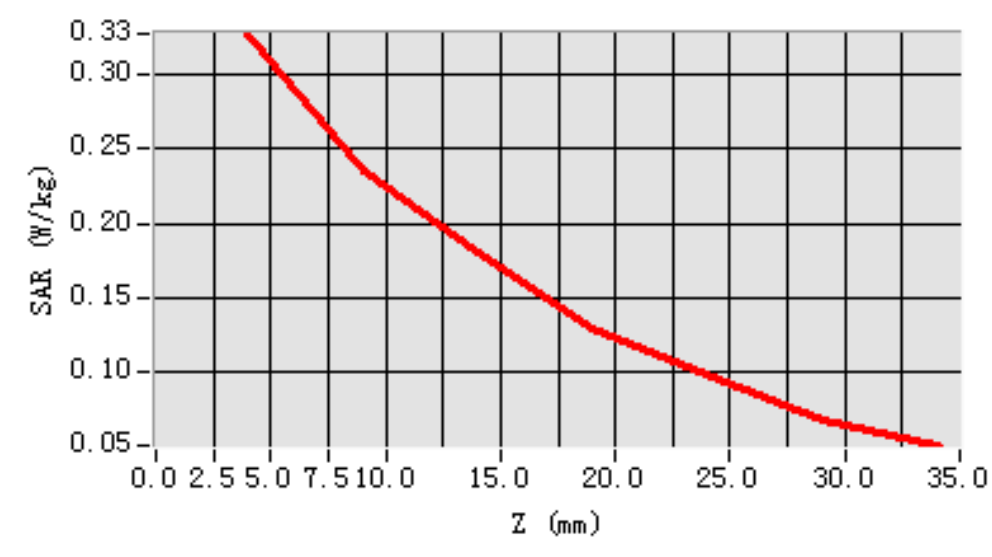
Maximum location: X=-13.00, Y=-3.00

SAR 10g (W/Kg)	0.159804
SAR 1g (W/Kg)	0.313226

Z Axis Scan

Z(mm)	0.00	4.00	9.00	14.00	19.00	24.00	29.00
SAR (W/kg)	0.0000	0.3232	0.1722	0.1494	0.1323	0.0787	0.0651

SAR, Z Axis Scan (X = 0, Y = -6)





II. 1900MHz Band RESULTS

<u>TYPE</u>	<u>PARAMETERS</u>
<u>Phone</u>	<p><u>Measurement 1:</u> Left Head with Cheek device position on Low Channel in GSM1900 mode</p> <p><u>Measurement 2:</u> Left Head with Cheek device position on Middle Channel in GSM1900 mode</p> <p><u>Measurement 3:</u> Left Head with Cheek device position on High Channel in GSM1900 mode</p> <p><u>Measurement 4:</u> Left Head with Tilt device position on Low Channel in GSM1900 mode</p> <p><u>Measurement 5:</u> Left Head with Tilt device position on Middle Channel in GSM1900 mode</p> <p><u>Measurement 6:</u> Left Head with Tilt device position on High Channel in GSM1900 mode</p> <p><u>Measurement 7:</u> Right Head with Cheek device position on Low Channel in GSM1900 mode</p> <p><u>Measurement 8:</u> Right Head with Cheek device position on Middle Channel in GSM1900 mode</p> <p><u>Measurement 9:</u> Right Head with Cheek device position on High Channel in GSM1900 mode</p> <p><u>Measurement 10:</u> Right Head with Tilt device position on Low Channel in GSM1900 mode</p> <p><u>Measurement 11:</u> Right Head with Tilt device position on Middle Channel in GSM1900 mode</p> <p><u>Measurement 12:</u> Right Head with Tilt device position on High Channel in GSM1900 mode</p> <p><u>Measurement 13:</u> FrontSide toward phantom 15mm, Low Channel in GSM1900 mode</p> <p><u>Measurement 14:</u> FrontSide toward phantom 15mm, Middle Channel in GSM1900 mode</p> <p><u>Measurement 15:</u> FrontSide toward phantom 15mm, High Channel in GSM1900 mode</p> <p><u>Measurement 16:</u> BackSide toward phantom 15mm, Low Channel in GSM1900 mode</p> <p><u>Measurement 17:</u> BackSide toward phantom 15mm, Middle Channel in GSM1900 mode</p> <p><u>Measurement 18:</u> BackSide toward phantom 15mm, High Channel in GSM1900 mode</p> <p><u>Measurement 19:</u> FrontSide toward phantom 15mm, Low Channel in GPRS1900 mode</p> <p><u>Measurement 20:</u> FrontSide toward phantom 15mm, Middle</p>



	<p>Channel in GPRS1900 mode <u>Measurement 21:</u> FrontSide toward phantom 15mm, High Channel in GPRS1900 mode <u>Measurement 22:</u> BackSide toward phantom 15mm, Low Channel in GPRS1900 mode <u>Measurement 23:</u> BackSide toward phantom 15mm, Middle Channel in GPRS1900 mode <u>Measurement 24:</u> BackSide toward phantom 15mm, High Channel in GPRS1900 mode</p>
--	---