



System Performance Check Data (850MHz Head)

Date of measurement: 01/24/2011

Area Scan: 7 x 7 x 1

dx=15mm dy=15mm

Zoom Scan: 5 x 5 x 7

dx=5mm dy=5mm dz=5mm

Z Axis Scan: 1 x 1 x 21

dx=20mm dy=20mm dz=5mm

A. Experimental conditions.

Phantom File	surf_sam_plan.txt, Adaptive 2 max
Phantom	Validation plane
Device Position	Body
Band	GSM850
Channels	Middle
Signal	CW

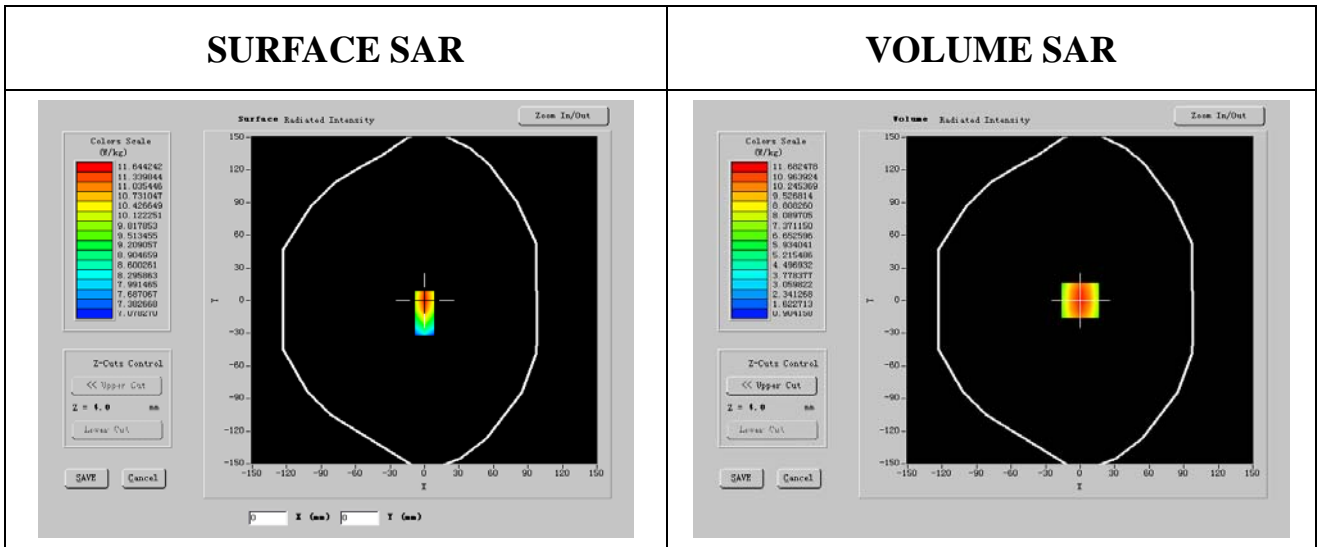
B. Instrumentations.

PC	HP (Pentium(R) V3.06GHz, SN:375052-AA1)	Calibration Due: N/A
Wireless Communication Test Set	R&S (CMU200, SN:B23-03291)	Calibration Due: 05/25/2011
Network Analyzer	Agilent(E5071B, MY42301382)	Calibration Due: 03/24/2011
Voltmeter	Keithley (2000, SN:1015843)	Calibration Due: 05/25/2011
Signal Generator	Agilent (E8257C, SN:MY43321570)	Calibration Due: 03/24/2011
Amplifier	Mini-Circuits (ZHL-42, SN:110405)	Calibration Due: 07/29/2011
Power Meter	Agilent (E4416A, SN:QB41292714)	Calibration Due: 03/24/2011
Probe	Antennessa (SN:SN_1109_EP_100)	Calibration Due: 05/04/2011
DIPOLE 835	Antennessa (DIPC32,SN 48/05)	Calibration Due: 02/09/2011
Phantom	Antennessa (SN:SN41_05_SAM29)	Calibration Due: N/A
Liquid	Antennessa	Calibration Due: N/A
Measurement SW	OPEN SAR V2.1	Calibration Due: N/A



C. SAR Measurement Results

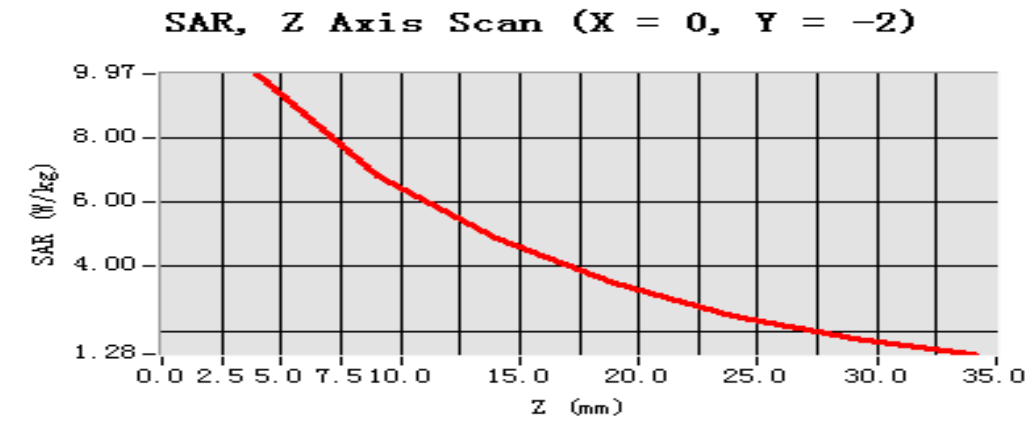
Frequency (MHz)	835.000024
Relative permittivity (real part)	42.061674
Relative permittivity (imaginary part)	20.124234
Conductivity (S/m)	0.868279
Variation (%)	-0.460000
Ambient Temperature:	22 °C
Liquid Temperature:	20.5°C
ConvF:	20.66, 20.51, 28.36
Crest factor:	1:1



Maximum location: X=0.00, Y=-5.00

SAR 10g (W/Kg)	6.831547
SAR 1g (W/Kg)	9.214512

Z Axis Scan





System Performance Check Data (850MHz Body)

Date of measurement: 01/24/2011

Area Scan: 7 x 7 x 1

dx=15mm dy=15mm

Zoom Scan: 5 x 5 x 7

dx=5mm dy=5mm dz=5mm

Z Axis Scan: 1 x 1 x 21

dx=20mm dy=20mm dz=5mm

A. Experimental conditions.

Phantom File	surf_sam_plan.txt, Adaptive 2 max
Phantom	Validation plane
Device Position	Body
Band	GSM850
Channels	Middle
Signal	CW

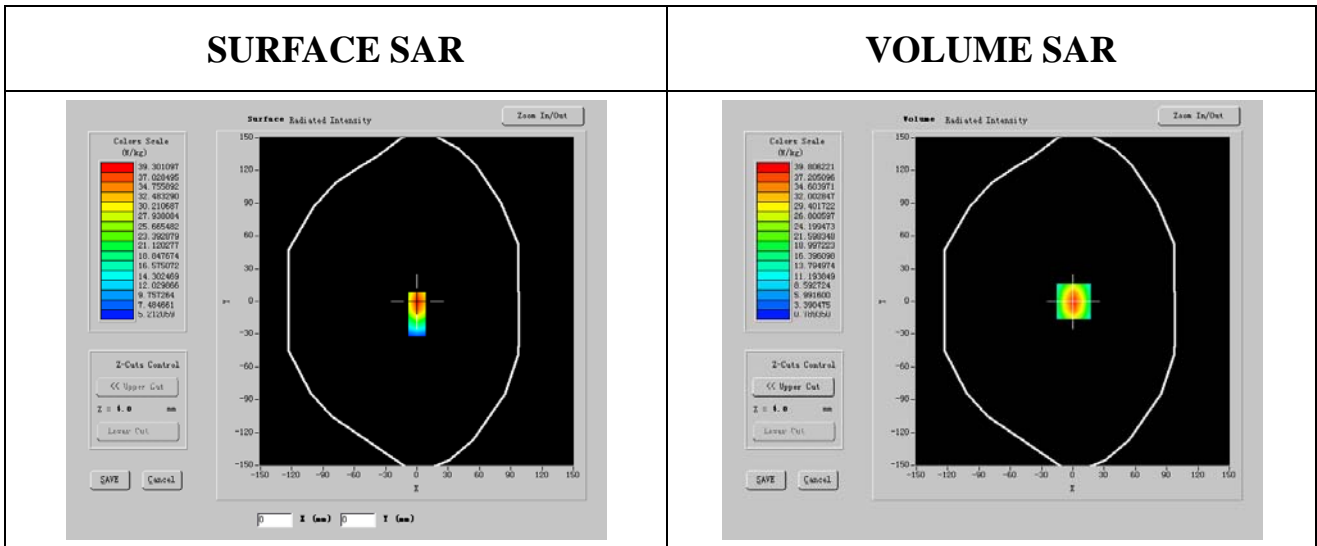
B. Instrumentations.

PC	HP (Pentium(R) V3.06GHz, SN:375052-AA1)	Calibration Due: N/A
Wireless Communication Test Set	R&S (CMU200, SN:B23-03291)	Calibration Due: 05/25/2011
Network Analyzer	Agilent(E5071B, MY42301382)	Calibration Due: 03/24/2011
Voltmeter	Keithley (2000, SN:1015843)	Calibration Due: 05/25/2011
Signal Generator	Agilent (E8257C, SN:MY43321570)	Calibration Due: 03/24/2011
Amplifier	Mini-Circuits (ZHL-42, SN:110405)	Calibration Due: 07/29/2011
Power Meter	Agilent (E4416A, SN:QB41292714)	Calibration Due: 03/24/2011
Probe	Antenna (SN:SN_1109_EP_100)	Calibration Due: 05/04/2011
DIPOLE 835	Antenna (DIPC32,SN 48/05)	Calibration Due: 02/09/2011
Phantom	Antenna (SN:SN41_05_SAM29)	Calibration Due: N/A
Liquid	Antenna	Calibration Due: N/A
Measurement SW	OPEN SAR V2.1	Calibration Due: N/A



C. SAR Measurement Results

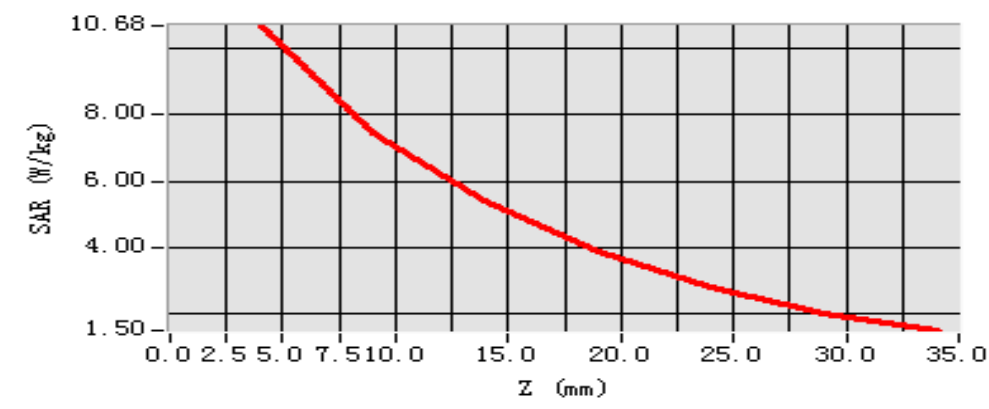
Frequency (MHz)	835.000024
Relative permittivity (real part)	54.241924
Relative permittivity (imaginary part)	21.024307
Conductivity (S/m)	0.990241
Variation (%)	-0.740000
Ambient Temperature:	22°C
Liquid Temperature:	20.5°C
ConvF:	20.00, 19.88, 27.77
Crest factor:	1:1



Maximum location: X=0.00, Y=-5.00

SAR 10g (W/Kg)	6.461470
SAR 1g (W/Kg)	9.450154

SAR, Z Axis Scan (X = 0, Y = 0)





System Performance Check Data (1900MHz Head)

Date of measurement: 01/24/2011

Area Scan: 7 x 7 x 1

dx=15mm

dy=15mm

Zoom Scan: 5 x 5 x 7

dx=5mm

dy=5mm

dz=5mm

Z Axis Scan: 1 x 1 x 21

dx=20mm

dy=20mm

dz=5mm

A. Experimental conditions.

Phantom File	surf_sam_plan.txt, Adaptive 2 max
Phantom	Validation plane
Device Position	Body
Band	GSM1900
Channels	Middle
Signal	CW

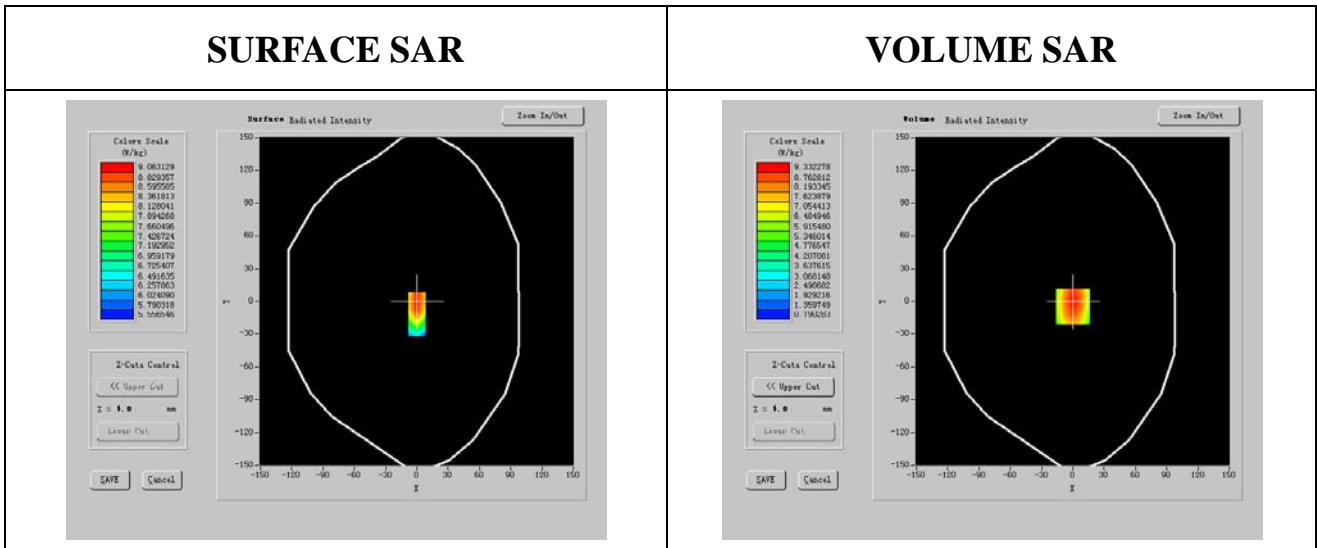
B. Instrumentations.

PC	HP (Pentium(R) V3.06GHz, SN:375052-AA1)	Calibration Due: N/A
Wireless Communication Test Set	R&S (CMU200, SN:B23-03291)	Calibration Due: 05/25/2011
Network Analyzer	Agilent(E5071B, MY42301382)	Calibration Due: 03/24/2011
Voltmeter	Keithley (2000, SN:1015843)	Calibration Due: 05/25/2011
Signal Generator	Agilent (E8257C, SN:MY43321570)	Calibration Due: 03/24/2011
Amplifier	Mini-Circuits (ZHL-42, SN:110405)	Calibration Due: 07/29/2011
Power Meter	Agilent (E4416A, SN:QB41292714)	Calibration Due: 03/24/2011
Probe	Antennessa (SN:SN_1109_EP_100)	Calibration Due: 05/04/2011
DIPOLE 1900	Antennessa (DIPG35,SN 48/05)	Calibration Due: 02/09/2011
Phantom	Antennessa (SN:SN41_05_SAM29)	Calibration Due: N/A
Liquid	Antennessa	Calibration Due: N/A
Measurement SW	OPEN SAR V2.1	Calibration Due: N/A



C. SAR Measurement Results

Frequency (MHz)	1900.000000
Relative permittivity (real part)	39.871924
Relative permittivity (imaginary part)	13.506150
Conductivity (S/m)	1.417642
Variation (%)	-0.460000
Ambient Temperature	22 °C
Liquid Temperature	20.5°C
ConvF	41.05, 42.35, 55.45
Crest factor	1:1

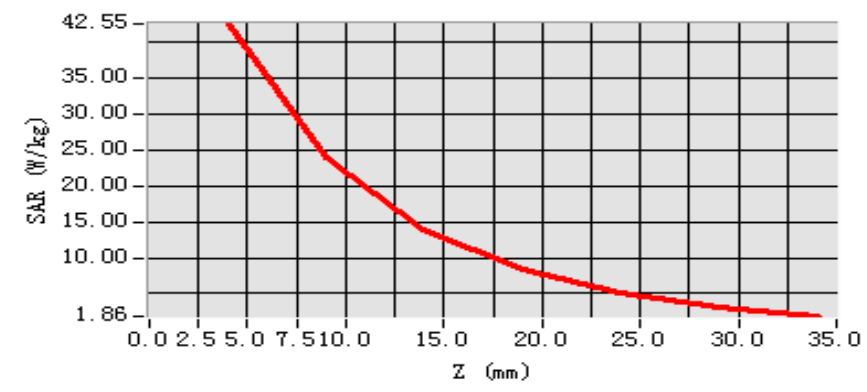


Maximum location: X=0.00, Y=-5.00

SAR 10g (W/Kg)	21.131205
SAR 1g (W/Kg)	39.840144

Z Axis Scan

SAR, Z Axis Scan (X = 0, Y = 0)





System Performance Check Data (1900MHz Body)

Date of measurement: 01/24/2011

Area Scan: 7 x 7 x 1

dx=15mm dy=15mm

Zoom Scan: 5 x 5 x 7

dx=5mm dy=5mm dz=5mm

Z Axis Scan: 1 x 1 x 21

dx=20mm dy=20mm dz=5mm

A. Experimental conditions.

Phantom File	surf_sam_plan.txt, Adaptive 2 max
Phantom	Validation plane
Device Position	Body
Band	GSM1900
Channels	Middle
Signal	CW

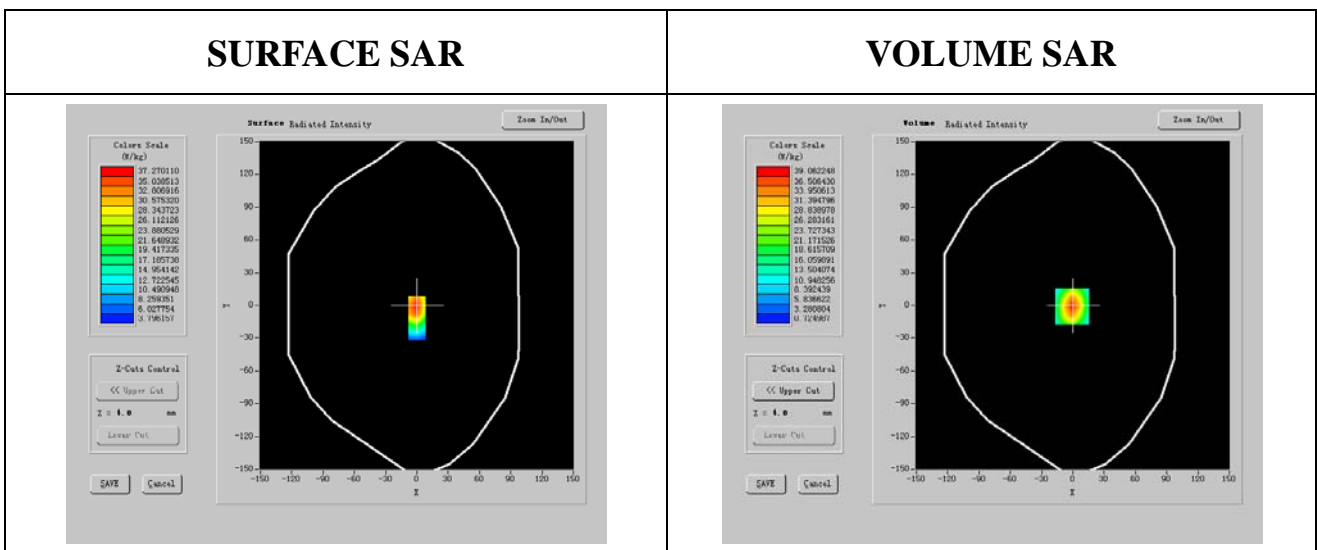
B. Instrumentations.

PC	HP (Pentium(R) V3.06GHz, SN:375052-AA1)	Calibration Due: N/A
Wireless Communication Test Set	R&S (CMU200, SN:B23-03291)	Calibration Due: 05/25/2011
Network Analyzer	Agilent(E5071B, MY42301382)	Calibration Due: 03/24/2011
Voltmeter	Keithley (2000, SN:1015843)	Calibration Due: 05/25/2011
Signal Generator	Agilent (E8257C, SN:MY43321570)	Calibration Due: 03/24/2011
Amplifier	Mini-Circuits (ZHL-42, SN:110405)	Calibration Due: 07/29/2011
Power Meter	Agilent (E4416A, SN:QB41292714)	Calibration Due: 03/24/2011
Probe	Antennessa (SN:SN_1109_EP_100)	Calibration Due: 05/04/2011
DIPOLE 1900	Antennessa (DIPG35,SN 48/05)	Calibration Due: 02/09/2011
Phantom	Antennessa (SN:SN41_05_SAM29)	Calibration Due: N/A
Liquid	Antennessa	Calibration Due: N/A
Measurement SW	OPEN SAR V2.1	Calibration Due: N/A



C. SAR Measurement Results

Frequency (MHz)	1900.000000
Relative permittivity (real part)	53.678210
Relative permittivity (imaginary part)	12.791050
Conductivity (S/m)	1.470142
Variation (%)	-0.370000
Ambient Temperature	22 °C
Liquid Temperature	20.5 °C
ConvF	40.42, 41.12, 54.75
Crest factor	1:1



Maximum location: X=0.00, Y=-1.00

SAR 10g (W/Kg)	20.231245
SAR 1g (W/Kg)	40.181304

Z Axis Scan

SAR, Z Axis Scan (X = 0, Y = -1)

