



MEASUREMENT 12

Date of measurement: 01/24/2011

Area Scan: 7 x 7 x 1 **dx=15mm** **dy=15mm**
Zoom Scan: 5 x 5 x 7 **dx=5mm** **dy=5mm** **dz=5mm**
Z Axis Scan: 1 x 1 x 21 **dx=20mm** **dy=20mm** **dz=5mm**

A. Experimental conditions.

Phantom File	zinf15.txt, Adaptive 2 max
Phantom	Left head
Device Position	Tilt
Band	GSM1900
Channels	High
Signal	GSM

B. Instrumentations.

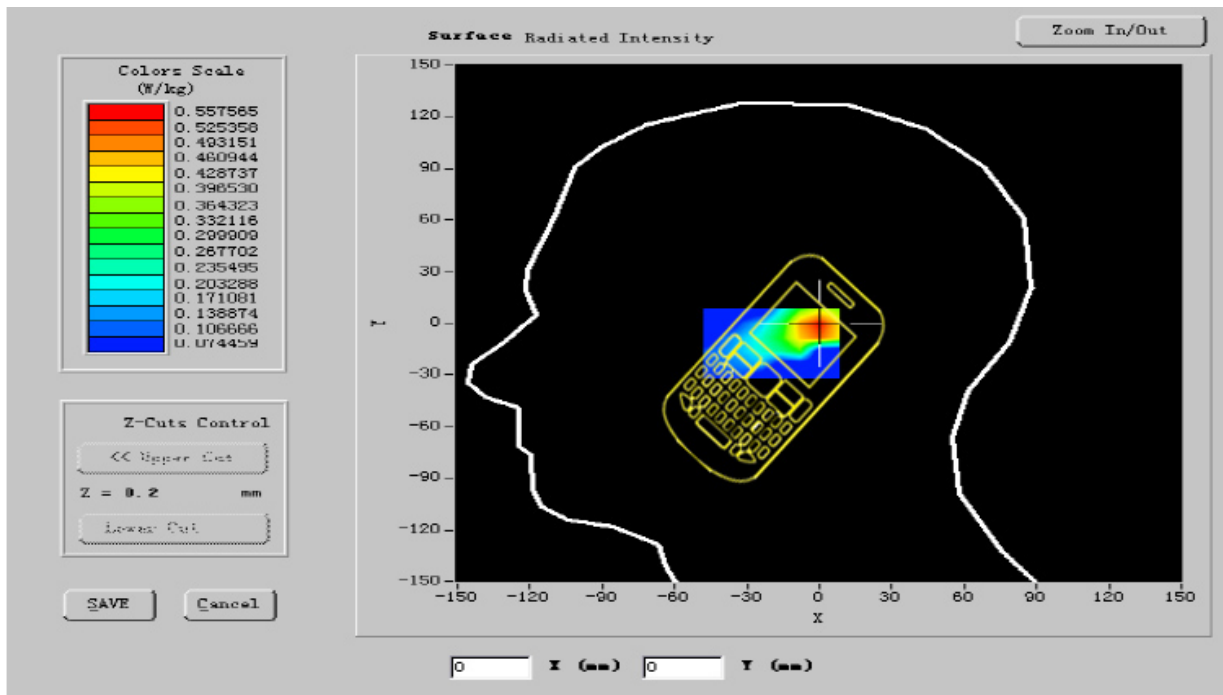
PC	HP (Pentium(R) V3.06GHz, SN:375052-AA1)	Calibration Due: N/A
Wireless Communication Test Set	R&S (CMU200, SN:B23-03291)	Calibration Due: 05/25/2011
Network Analyzer	Agilent(E5071B, MY42301382)	Calibration Due: 03/24/2011
Voltmeter	Keithley (2000, SN:1015843)	Calibration Due: 05/25/2011
Signal Generator	Agilent (E8257C, SN:MY43321570)	Calibration Due: 03/24/2011
Amplifier	Mini-Circuits (ZHL-42, SN:110405)	Calibration Due: 07/29/2011
Power Meter	Agilent (E4416A, SN:QB41292714)	Calibration Due: 03/24/2011
Probe	Antennessa (SN:SN_1109_EP_100)	Calibration Due: 05/04/2011
DIPOLE 1900	Antennessa (DIPG35,SN 48/05)	Calibration Due: 02/09/2011
Phantom	Antennessa (SN:SN41_05_SAM29)	Calibration Due: N/A
Liquid	Antennessa	Calibration Due: N/A
Measurement SW	OPEN SAR V2.1	Calibration Due: N/A

C. SAR Measurement Results

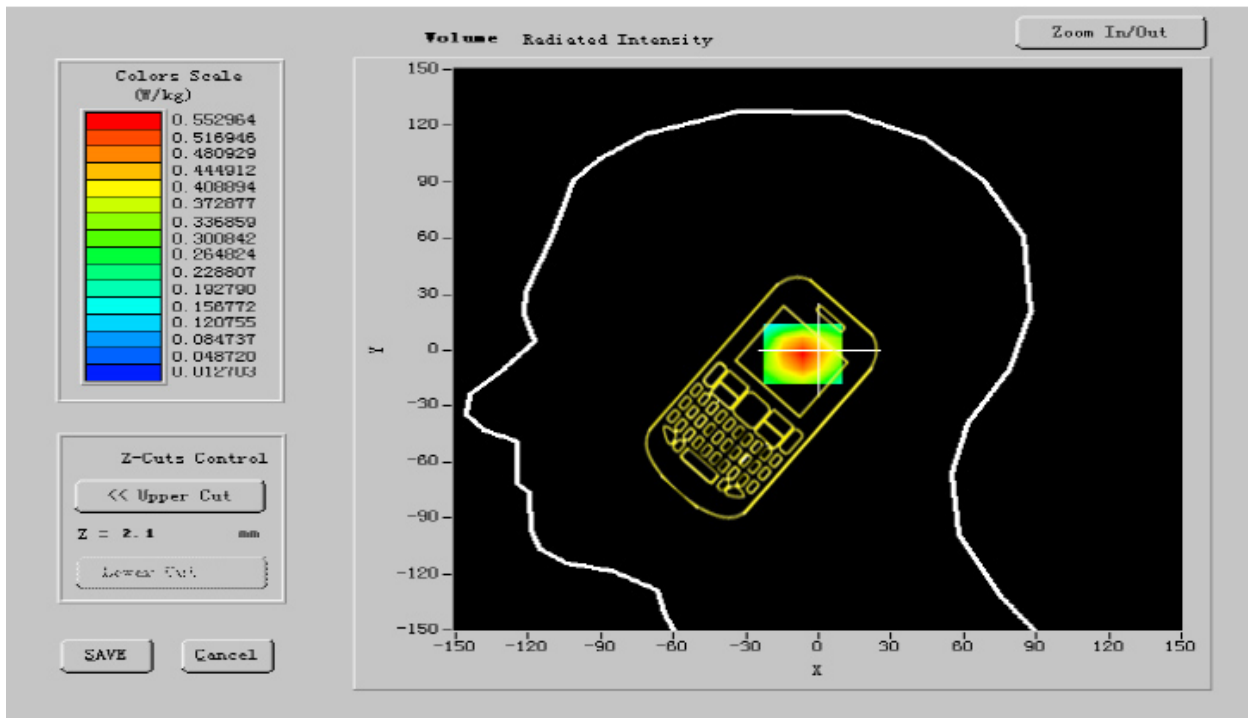
Frequency (MHz)	1909.800000
Relative permittivity (real part)	40.285999
Relative permittivity (imaginary part)	13.669900
Conductivity (S/m)	1.420225
Variation (%)	-1.130000
Ambient Temperature:	21 °C
Liquid Temperature:	20.4 °C
ConvF:	41.05, 42.35, 55.45
Crest factor:	1:8



SURFACE SAR



VOLUME SAR





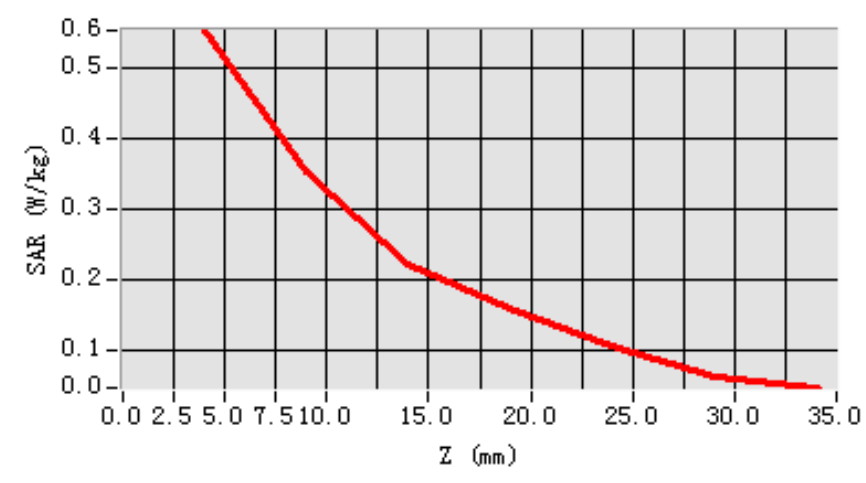
Maximum location: X=-13.00, Y=-3.00

SAR 10g (W/Kg)	0.641071
SAR 1g (W/Kg)	0.384017

Z Axis Scan

Z(mm)	0.00	4.00	9.00	14.00	19.00	24.00	29.00
SAR (W/kg)	0.0000	0.4877	0.3377	0.1934	0.1464	0.1264	0.0089

SAR, Z Axis Scan (X = 0, Y = -2)





MEASUREMENT 13

Date of measurement: 01/24/2011

Area Scan: 7 x 7 x 1

dx=15mm

dy=15mm

Zoom Scan: 5 x 5 x 7

dx=5mm

dy=5mm

dz=5mm

Z Axis Scan: 1 x 1 x 21

dx=20mm

dy=20mm

dz=5mm

A. Experimental conditions.

Phantom File	zinf15.txt, Adaptive 2 max
Phantom	Body
Device Position	BackSide toward phantom
Band	GSM1900
Channels	Low
Signal	GSM

B. Instrumentations.

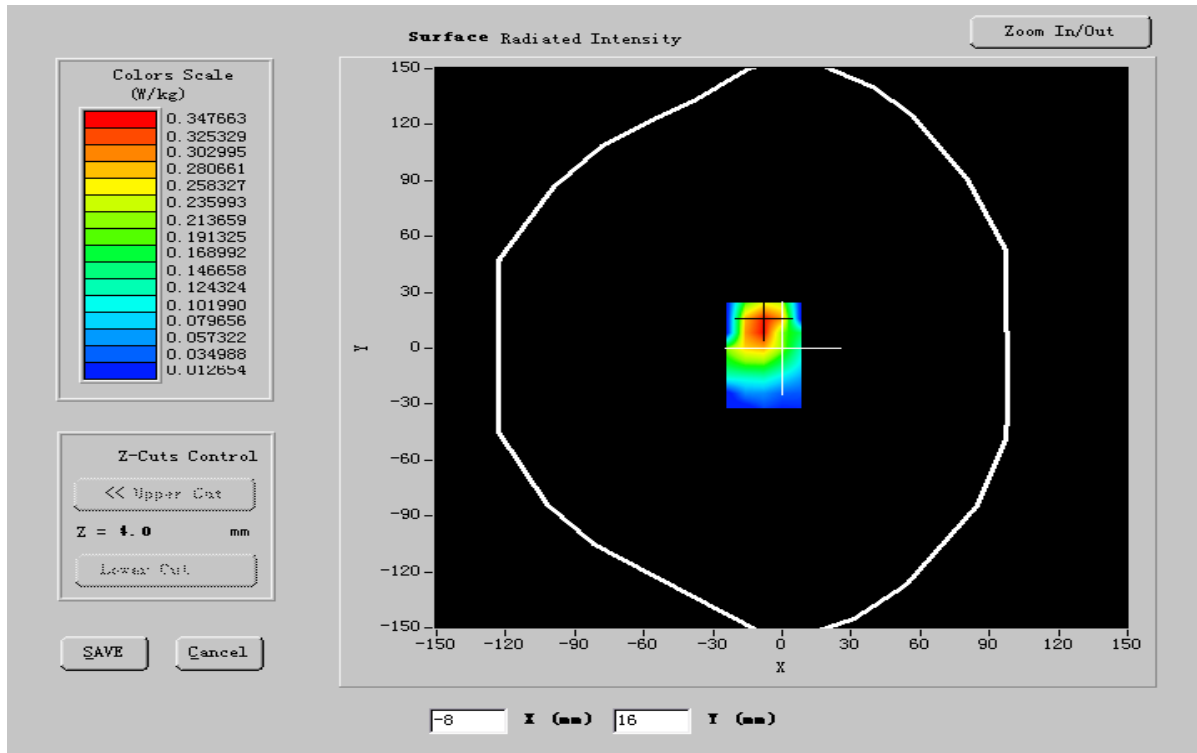
PC	HP (Pentium(R) V3.06GHz, SN:375052-AA1)	Calibration Due: N/A
Wireless Communication Test Set	R&S (CMU200, SN:B23-03291)	Calibration Due: 05/25/2011
Network Analyzer	Agilent(E5071B, MY42301382)	Calibration Due: 03/24/2011
Voltmeter	Keithley (2000, SN:1015843)	Calibration Due: 05/25/2011
Signal Generator	Agilent (E8257C, SN:MY43321570)	Calibration Due: 03/24/2011
Amplifier	Mini-Circuits (ZHL-42, SN:110405)	Calibration Due: 07/29/2011
Power Meter	Agilent (E4416A, SN:QB41292714)	Calibration Due: 03/24/2011
Probe	Antennessa (SN:SN_1109_EP_100)	Calibration Due: 05/04/2011
DIPOLE 1900	Antennessa (DIPG35,SN 48/05)	Calibration Due: 02/09/2011
Phantom	Antennessa (SN:SN41_05_SAM29)	Calibration Due: N/A
Liquid	Antennessa	Calibration Due: N/A
Measurement SW	OPEN SAR V2.1	Calibration Due: N/A

C. SAR Measurement Results

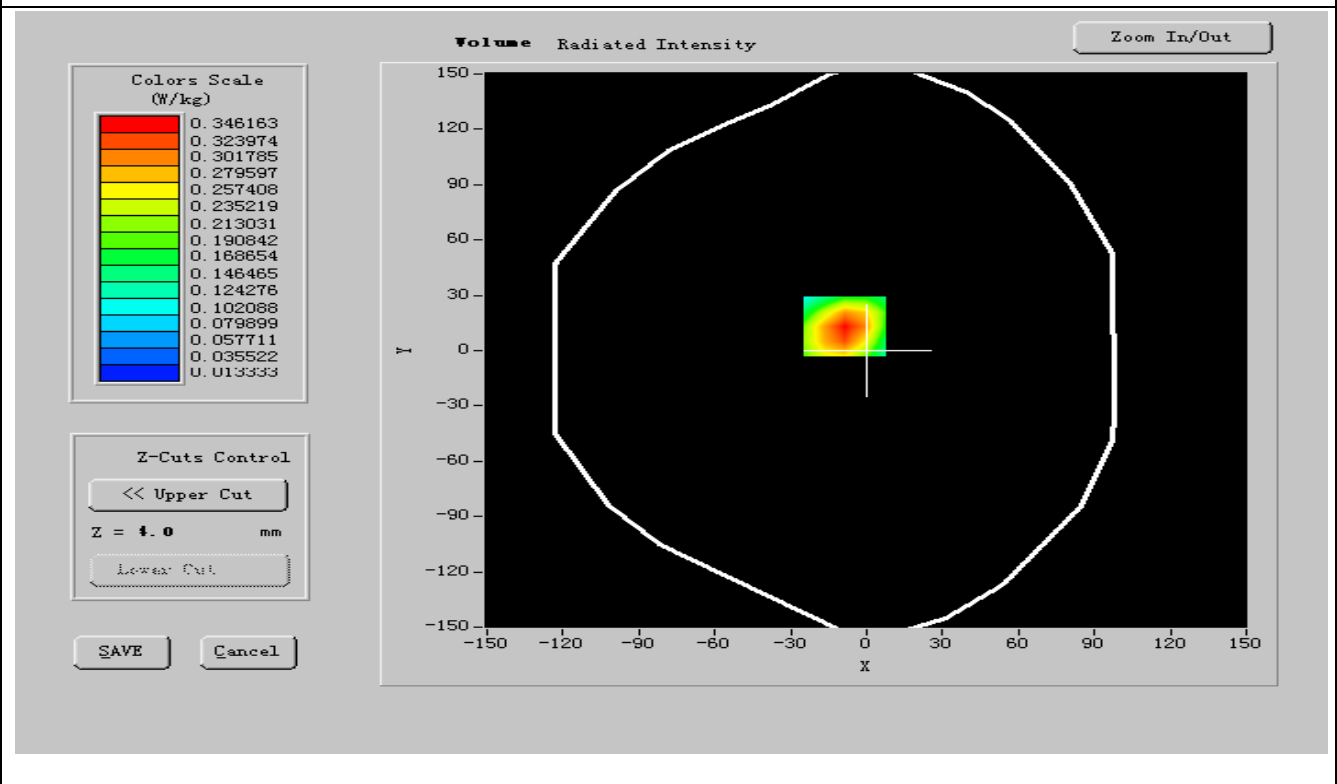
Frequency (MHz)	1850.200000
Relative permittivity (real part)	52.313000
Relative permittivity (imaginary part)	13.584900
Conductivity (S/m)	1.416522
Variation (%)	-0.130000
Ambient Temperature:	21 °C
Liquid Temperature:	20.4 °C
ConvF:	40.42, 41.12, 54.75
Crest factor:	1:8



SURFACE SAR



VOLUME SAR





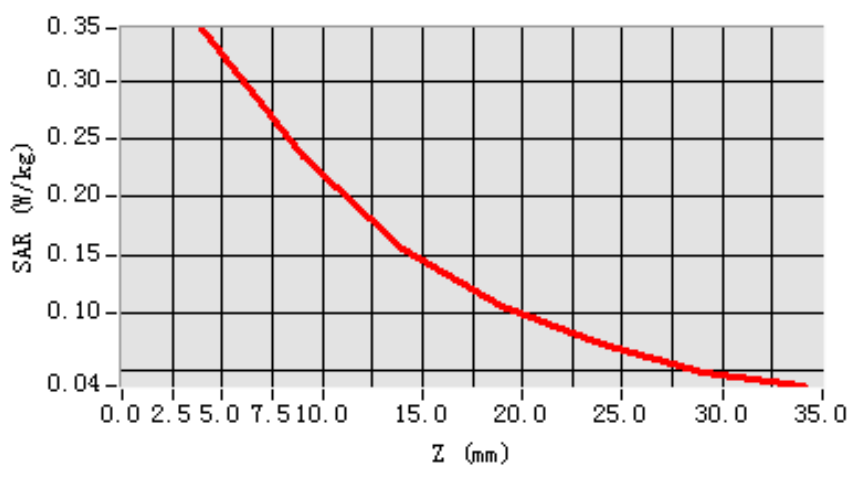
Maximum location: X=-13.00, Y=-3.00

SAR 10g (W/Kg)	0.632014
SAR 1g (W/Kg)	0.321301

Z Axis Scan

Z(mm)	0.00	4.00	9.00	14.00	19.00	24.00	29.00
SAR (W/kg)	0.0000	0.3133	0.2873	0.1934	0.1464	0.1264	0.0089

SAR, Z Axis Scan (X = -9, Y = 13)





MEASUREMENT 14

Date of measurement: 01/24/2011

Area Scan: 7 x 7 x 1

dx=15mm

dy=15mm

Zoom Scan: 5 x 5 x 7

dx=5mm

dy=5mm

dz=5mm

Z Axis Scan: 1 x 1 x 21

dx=20mm

dy=20mm

dz=5mm

A. Experimental conditions.

Phantom File	zinf15.txt, Adaptive 2 max
Phantom	Body
Device Position	BackSide toward phantom
Band	GSM1900
Channels	Middle
Signal	GSM

B. Instrumentations.

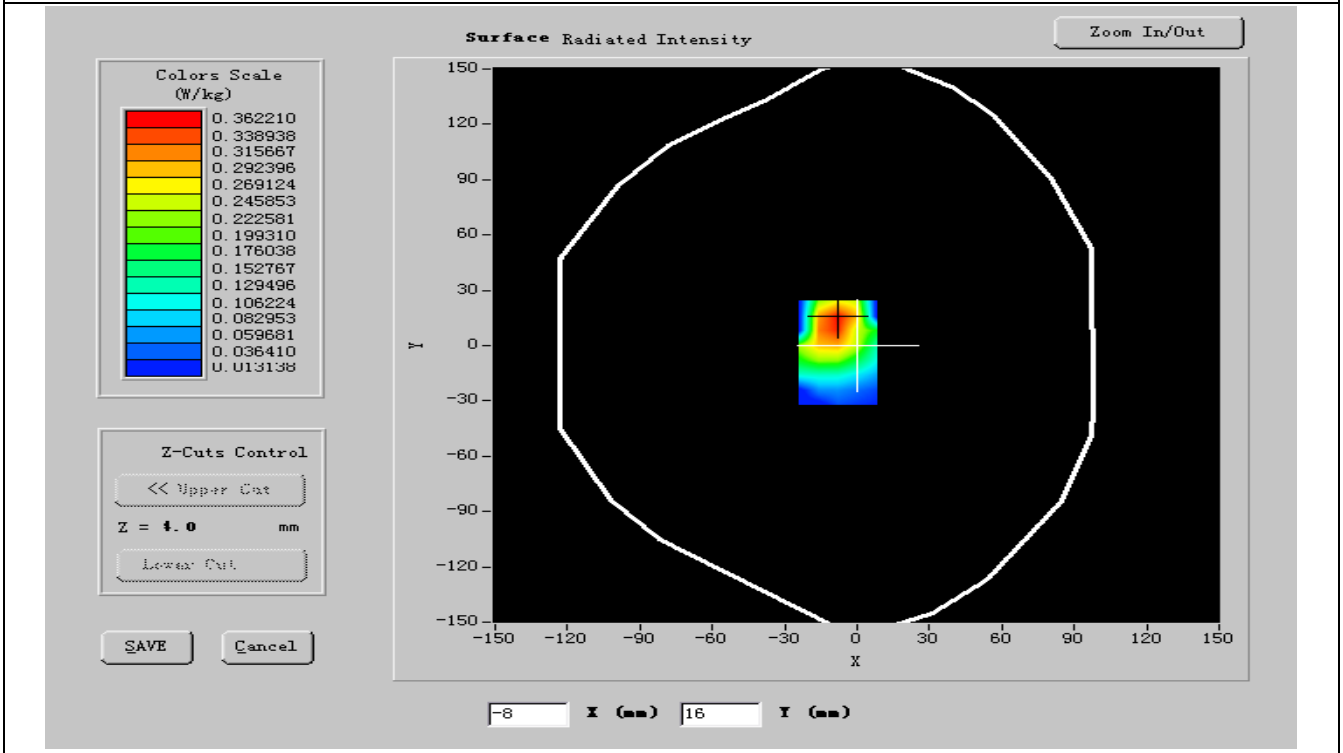
PC	HP (Pentium(R) V3.06GHz, SN:375052-AA1)	Calibration Due: N/A
Wireless Communication Test Set	R&S (CMU200, SN:B23-03291)	Calibration Due: 05/25/2011
Network Analyzer	Agilent(E5071B, MY42301382)	Calibration Due: 03/24/2011
Voltmeter	Keithley (2000, SN:1015843)	Calibration Due: 05/25/2011
Signal Generator	Agilent (E8257C, SN:MY43321570)	Calibration Due: 03/24/2011
Amplifier	Mini-Circuits (ZHL-42, SN:110405)	Calibration Due: 07/29/2011
Power Meter	Agilent (E4416A, SN:QB41292714)	Calibration Due: 03/24/2011
Probe	Antennessa (SN:SN_1109_EP_100)	Calibration Due: 05/04/2011
DIPOLE 1900	Antennessa (DIPG35,SN 48/05)	Calibration Due: 02/09/2011
Phantom	Antennessa (SN:SN41_05_SAM29)	Calibration Due: N/A
Liquid	Antennessa	Calibration Due: N/A
Measurement SW	OPEN SAR V2.1	Calibration Due: N/A

C. SAR Measurement Results

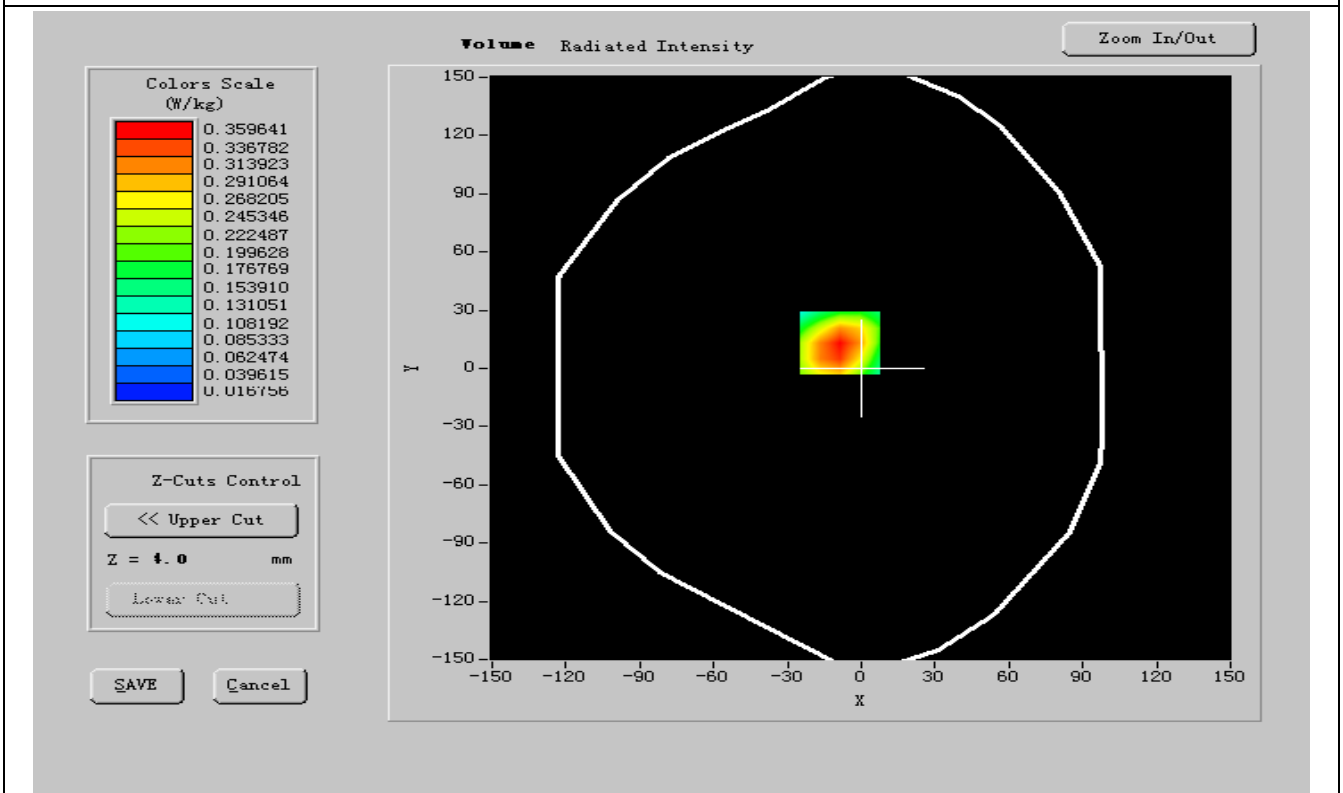
Frequency (MHz)	1880.000000
Relative permittivity (real part)	52.893001
Relative permittivity (imaginary part)	13.813800
Conductivity (S/m)	1.512775
Variation (%)	-0.700000
Ambient Temperature:	21 °C
Liquid Temperature:	20.4 °C
ConvF:	40.42, 41.12, 54.75
Crest factor:	1:8



SURFACE SAR



VOLUME SAR





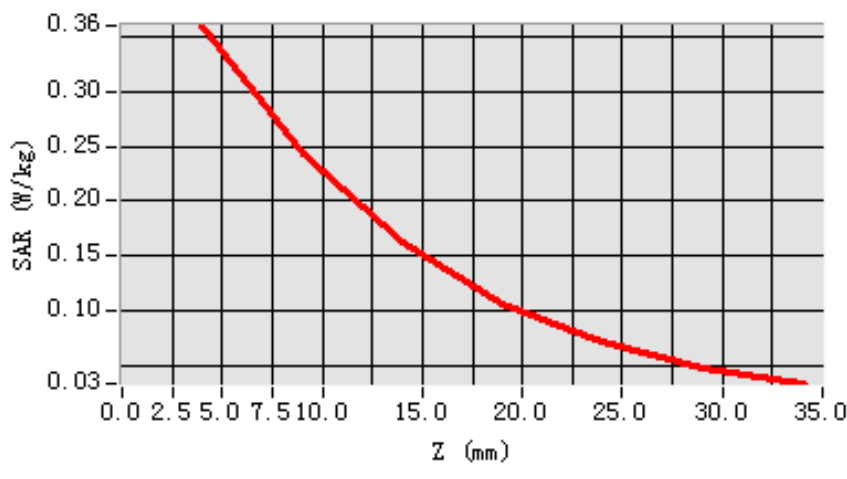
Maximum location: X=-13.00, Y=-3.00

SAR 10g (W/Kg)	0.632547
SAR 1g (W/Kg)	0.347816

Z Axis Scan

Z(mm)	0.00	4.00	9.00	14.00	19.00	24.00	29.00
SAR (W/kg)	0.0000	0.3152	0.2832	0.1923	0.1423	0.0932	0.0309

SAR, Z Axis Scan (X = -9, Y = 13)





MEASUREMENT 15

Date of measurement: 01/24/2011

Area Scan: 7 x 7 x 1

dx=15mm

dy=15mm

Zoom Scan: 5 x 5 x 7

dx=5mm

dy=5mm

dz=5mm

Z Axis Scan: 1 x 1 x 21

dx=20mm

dy=20mm

dz=5mm

A. Experimental conditions.

Phantom File	zinf15.txt, Adaptive 2 max
Phantom	Body
Device Position	BackSide toward phantom
Band	GSM1900
Channels	High
Signal	GSM

B. Instrumentations.

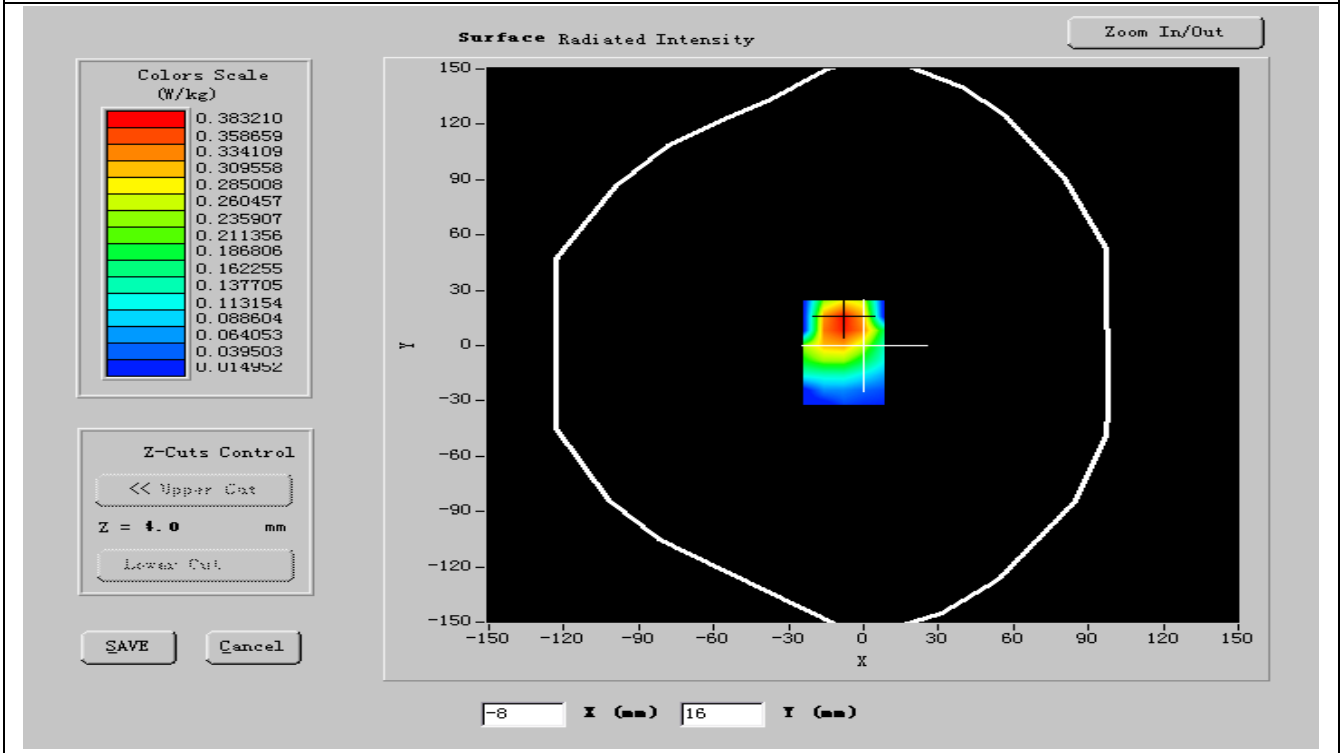
PC	HP (Pentium(R) V3.06GHz, SN:375052-AA1)	Calibration Due: N/A
Wireless Communication Test Set	R&S (CMU200, SN:B23-03291)	Calibration Due: 05/25/2011
Network Analyzer	Agilent(E5071B, MY42301382)	Calibration Due: 03/24/2011
Voltmeter	Keithley (2000, SN:1015843)	Calibration Due: 05/25/2011
Signal Generator	Agilent (E8257C, SN:MY43321570)	Calibration Due: 03/24/2011
Amplifier	Mini-Circuits (ZHL-42, SN:110405)	Calibration Due: 07/29/2011
Power Meter	Agilent (E4416A, SN:QB41292714)	Calibration Due: 03/24/2011
Probe	Antennessa (SN:SN_1109_EP_100)	Calibration Due: 05/04/2011
DIPOLE 1900	Antennessa (DIPG35,SN 48/05)	Calibration Due: 02/09/2011
Phantom	Antennessa (SN:SN41_05_SAM29)	Calibration Due: N/A
Liquid	Antennessa	Calibration Due: N/A
Measurement SW	OPEN SAR V2.1	Calibration Due: N/A

C. SAR Measurement Results

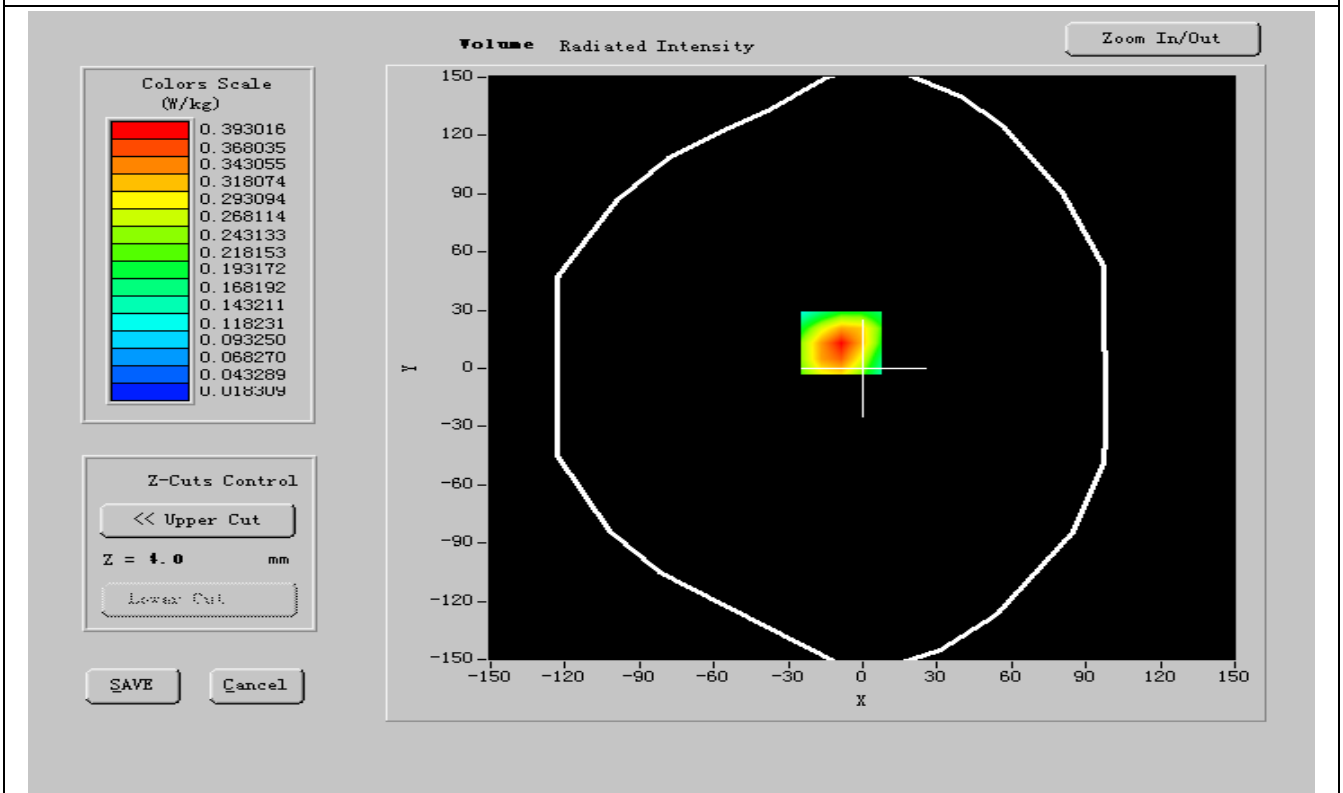
Frequency (MHz)	1909.800000
Relative permittivity (real part)	52.885999
Relative permittivity (imaginary part)	13.669900
Conductivity (S/m)	1.510225
Variation (%)	-0.600000
Ambient Temperature:	21 °C
Liquid Temperature:	20.4 °C
ConvF:	40.42, 41.12, 54.75
Crest factor:	1:8



SURFACE SAR



VOLUME SAR





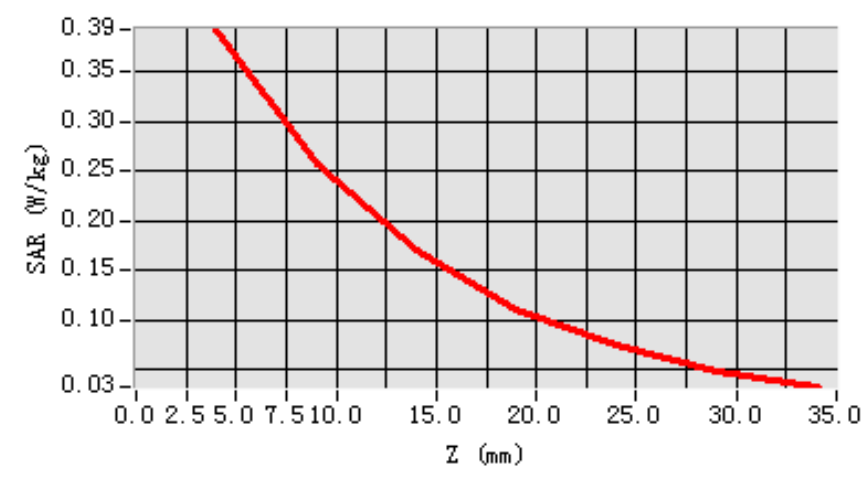
Maximum location: X=-13.00, Y=-3.00

SAR 10g (W/Kg)	0.410115
SAR 1g (W/Kg)	0.282613

Z Axis Scan

Z(mm)	0.00	4.00	9.00	14.00	19.00	24.00	29.00
SAR (W/kg)	0.0000	0.3571	0.2832	0.1823	0.1423	0.0923	0.0322

SAR, Z Axis Scan (X = -9, Y = 13)





MEASUREMENT 16

Date of measurement: 01/24/2011

Area Scan: 7 x 7 x 1

dx=15mm

dy=15mm

Zoom Scan: 5 x 5 x 7

dx=5mm

dy=5mm

dz=5mm

Z Axis Scan: 1 x 1 x 21

dx=20mm

dy=20mm

dz=5mm

A. Experimental conditions.

Phantom File	zinf15.txt, Adaptive 2 max
Phantom	Body
Device Position	BackSide toward phantom
Band	GPRS1900
Channels	Low
Signal	GPRS

B. Instrumentations.

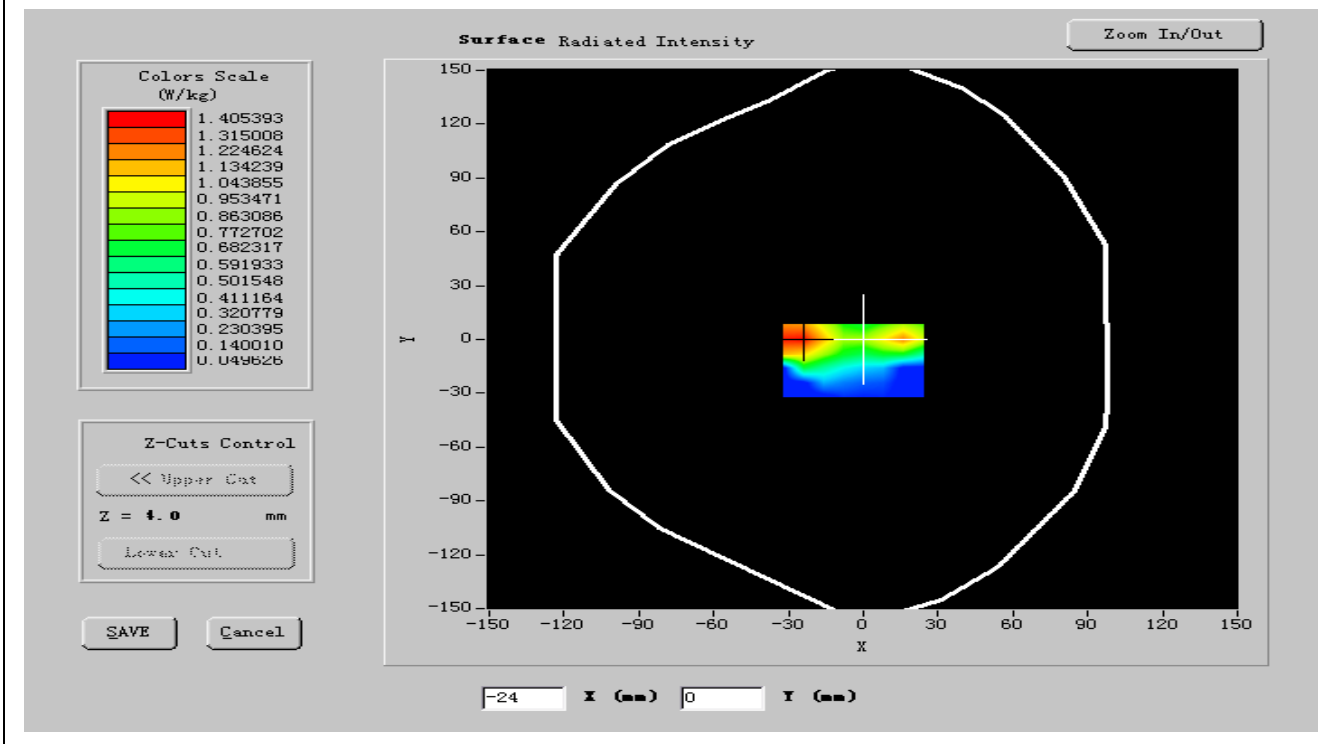
PC	HP (Pentium(R) V3.06GHz, SN:375052-AA1)	Calibration Due: N/A
Wireless Communication Test Set	R&S (CMU200, SN:B23-03291)	Calibration Due: 05/25/2011
Network Analyzer	Agilent(E5071B, MY42301382)	Calibration Due: 03/24/2011
Voltmeter	Keithley (2000, SN:1015843)	Calibration Due: 05/25/2011
Signal Generator	Agilent (E8257C, SN:MY43321570)	Calibration Due: 03/24/2011
Amplifier	Mini-Circuits (ZHL-42, SN:110405)	Calibration Due: 07/29/2011
Power Meter	Agilent (E4416A, SN:QB41292714)	Calibration Due: 03/24/2011
Probe	Antennessa (SN:SN_1109_EP_100)	Calibration Due: 05/04/2011
DIPOLE 1900	Antennessa (DIPG35,SN 48/05)	Calibration Due: 02/09/2011
Phantom	Antennessa (SN:SN41_05_SAM29)	Calibration Due: N/A
Liquid	Antennessa	Calibration Due: N/A
Measurement SW	OPEN SAR V2.1	Calibration Due: N/A

C. SAR Measurement Results

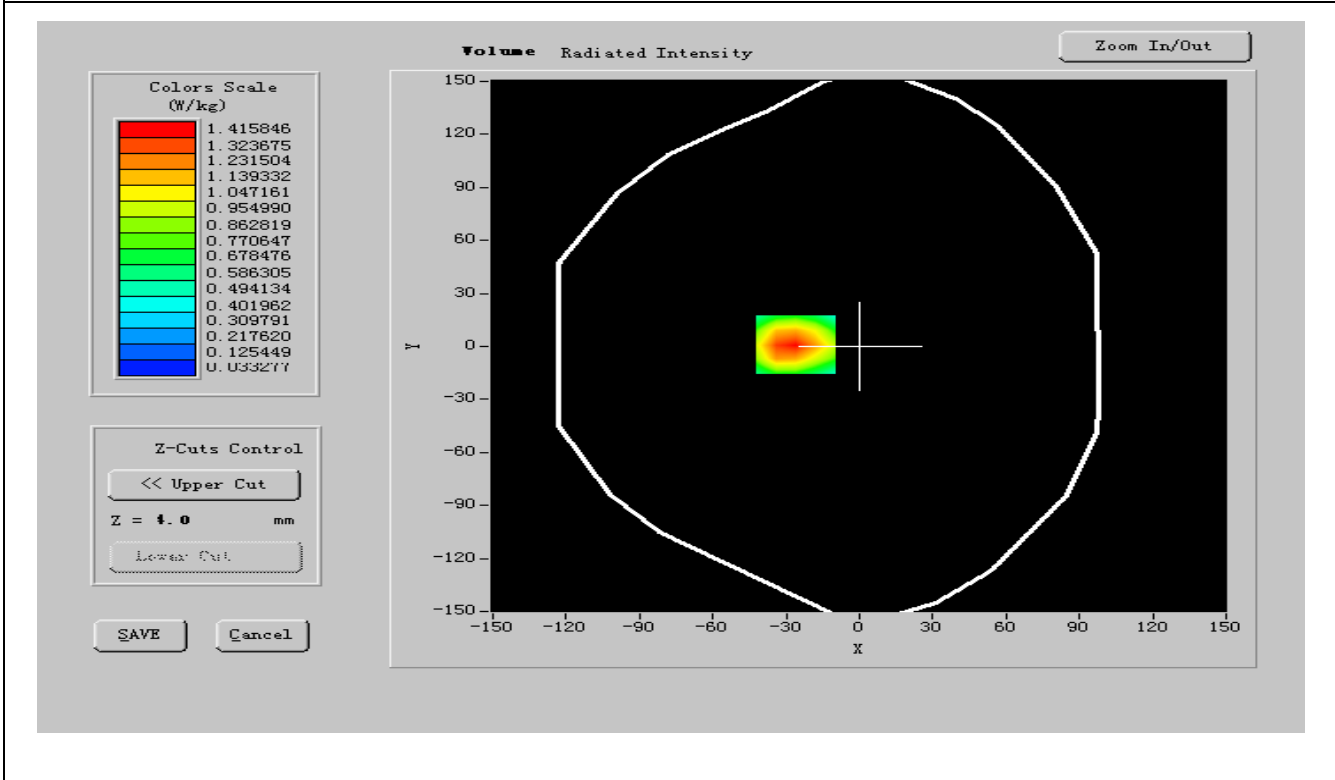
Frequency (MHz)	1850.200000
Relative permittivity (real part)	52.347400
Relative permittivity (imaginary part)	14.450693
Conductivity (S/m)	1.533698
Variation (%)	-0.400000
Ambient Temperature:	21 °C
Liquid Temperature:	20.4 °C
ConvF:	40.42, 41.12, 54.75
Crest factor:	1:2



SURFACE SAR



VOLUME SAR





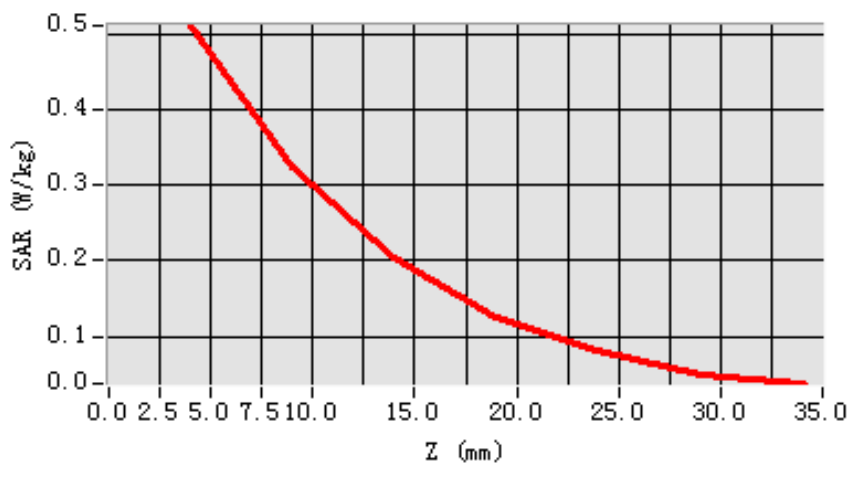
Maximum location: X=-13.00, Y=-3.00

SAR 10g (W/Kg)	0.603206
SAR 1g (W/Kg)	0.291505

Z Axis Scan

Z(mm)	0.00	4.00	9.00	14.00	19.00	24.00	29.00
SAR (W/kg)	0.0000	0.4188	0.2834	0.1920	0.1523	0.0854	0.0072

SAR, Z Axis Scan (X = -10, Y = 12)





MEASUREMENT 17

Date of measurement: 01/24/2011

Area Scan: 7 x 7 x 1

dx=15mm

dy=15mm

Zoom Scan: 5 x 5 x 7

dx=5mm

dy=5mm

dz=5mm

Z Axis Scan: 1 x 1 x 21

dx=20mm

dy=20mm

dz=5mm

A. Experimental conditions.

Phantom File	zinf15.txt, Adaptive 2 max
Phantom	Body
Device Position	BackSide toward phantom
Band	GPRS1900
Channels	Middle
Signal	GPRS

B. Instrumentations.

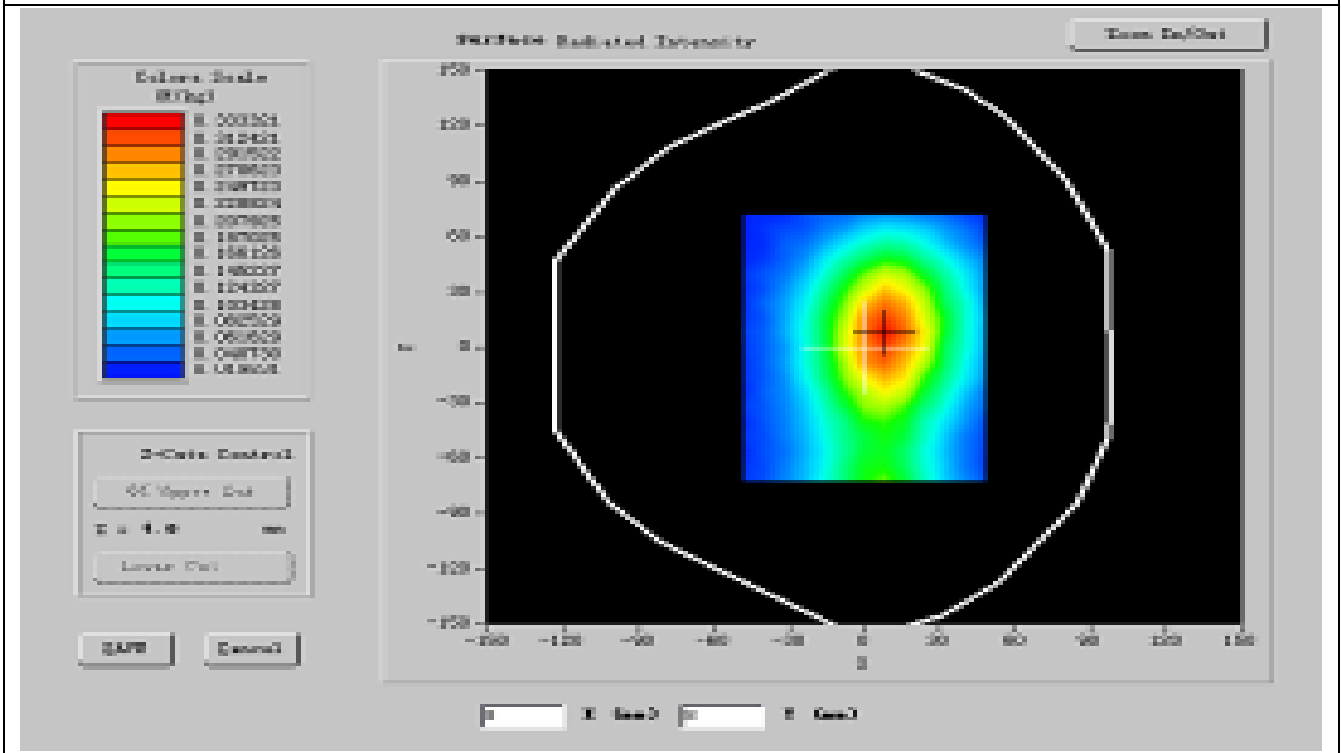
PC	HP (Pentium(R) V3.06GHz, SN:375052-AA1)	Calibration Due: N/A
Wireless Communication Test Set	R&S (CMU200, SN:B23-03291)	Calibration Due: 05/25/2011
Network Analyzer	Agilent(E5071B, MY42301382)	Calibration Due: 03/24/2011
Voltmeter	Keithley (2000, SN:1015843)	Calibration Due: 05/25/2011
Signal Generator	Agilent (E8257C, SN:MY43321570)	Calibration Due: 03/24/2011
Amplifier	Mini-Circuits (ZHL-42, SN:110405)	Calibration Due: 07/29/2011
Power Meter	Agilent (E4416A, SN:QB41292714)	Calibration Due: 03/24/2011
Probe	Antennessa (SN:SN_1109_EP_100)	Calibration Due: 05/04/2011
DIPOLE 1900	Antennessa (DIPG35,SN 48/05)	Calibration Due: 02/09/2011
Phantom	Antennessa (SN:SN41_05_SAM29)	Calibration Due: N/A
Liquid	Antennessa	Calibration Due: N/A
Measurement SW	OPEN SAR V2.1	Calibration Due: N/A

C. SAR Measurement Results

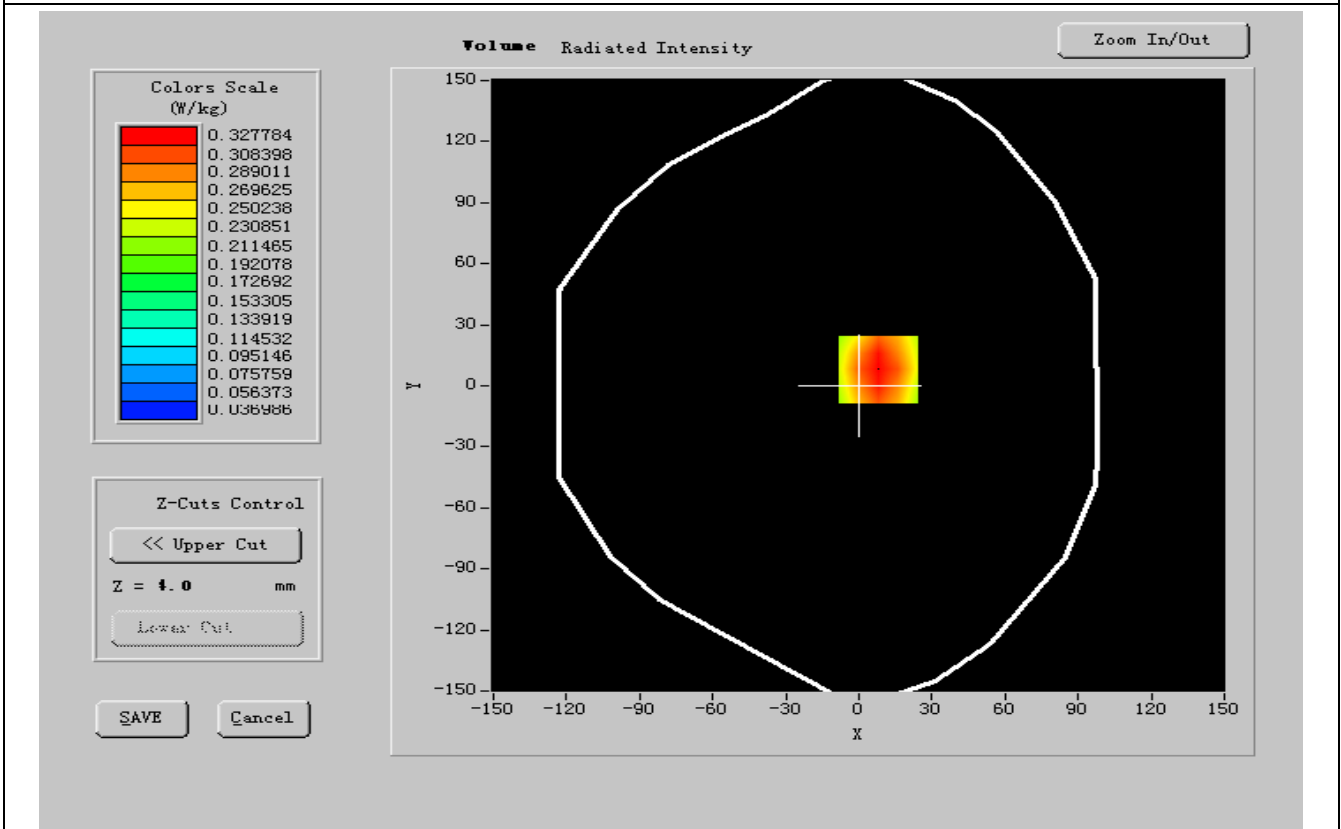
Frequency (MHz)	1880.000000
Relative permittivity (real part)	51.417028
Relative permittivity (imaginary part)	14.293556
Conductivity (S/m)	1.514286
Variation (%)	-1.010000
Ambient Temperature:	21 °C
Liquid Temperature:	20.4°C
ConvF:	40.42, 41.12, 54.75
Crest factor:	1:2



SURFACE SAR



VOLUME SAR





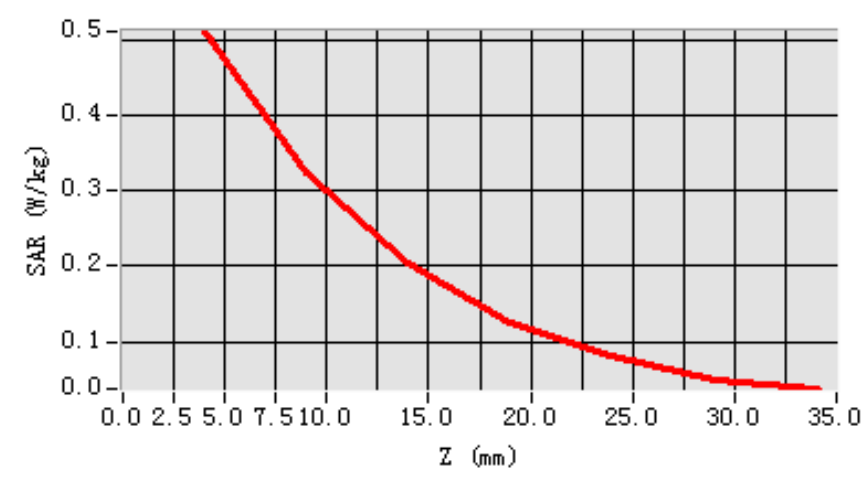
Maximum location: X=-13.00, Y=-3.00

SAR 10g (W/Kg)	0.520143
SAR 1g (W/Kg)	0.290105

Z Axis Scan

Z(mm)	0.00	4.00	9.00	14.00	19.00	24.00	29.00
SAR (W/kg)	0.0000	0.4242	0.3034	0.1820	0.1323	0.0954	0.0062

SAR, Z Axis Scan (X = -10, Y = 12)





MEASUREMENT 18

Date of measurement: 01/24/2011

Area Scan: 7 x 7 x 1

dx=15mm

dy=15mm

Zoom Scan: 5 x 5 x 7

dx=5mm

dy=5mm

dz=5mm

Z Axis Scan: 1 x 1 x 21

dx=20mm

dy=20mm

dz=5mm

A. Experimental conditions.

Phantom File	zinf15.txt, Adaptive 2 max
Phantom	Body
Device Position	BackSide toward phantom
Band	GPRS1900
Channels	High
Signal	GPRS

B. Instrumentations.

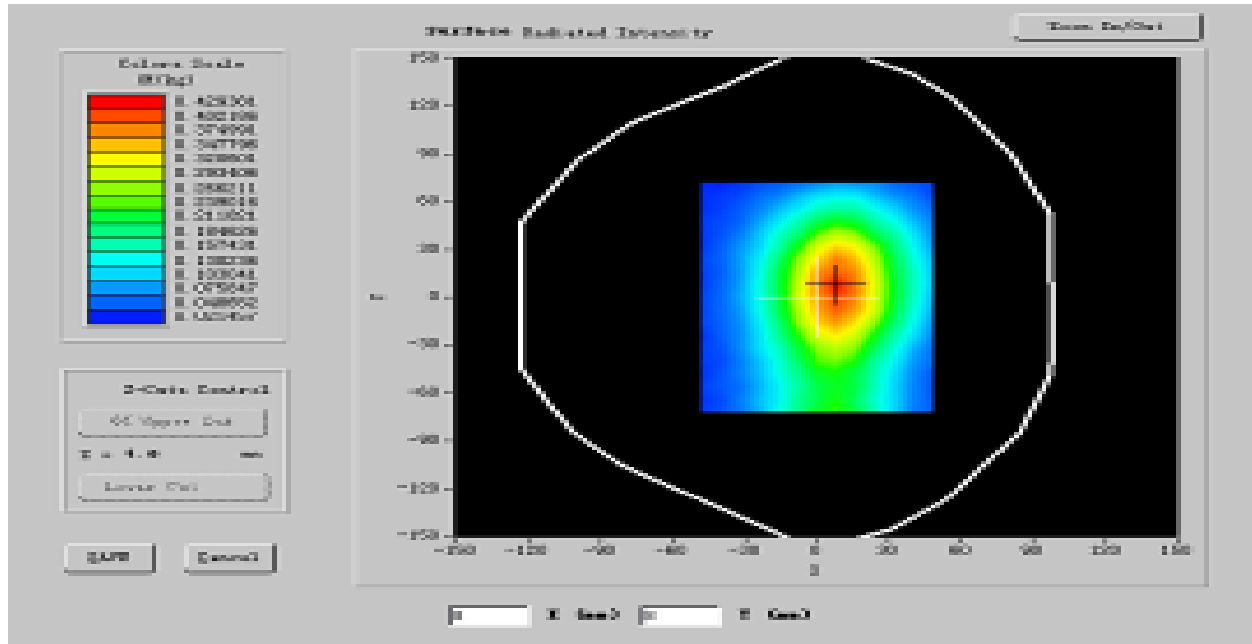
PC	HP (Pentium(R) V3.06GHz, SN:375052-AA1)	Calibration Due: N/A
Wireless Communication Test Set	R&S (CMU200, SN:B23-03291)	Calibration Due: 05/25/2011
Network Analyzer	Agilent(E5071B, MY42301382)	Calibration Due: 03/24/2011
Voltmeter	Keithley (2000, SN:1015843)	Calibration Due: 05/25/2011
Signal Generator	Agilent (E8257C, SN:MY43321570)	Calibration Due: 03/24/2011
Amplifier	Mini-Circuits (ZHL-42, SN:110405)	Calibration Due: 07/29/2011
Power Meter	Agilent (E4416A, SN:QB41292714)	Calibration Due: 03/24/2011
Probe	Antennessa (SN:SN_1109_EP_100)	Calibration Due: 05/04/2011
DIPOLE 1900	Antennessa (DIPG35,SN 48/05)	Calibration Due: 02/09/2011
Phantom	Antennessa (SN:SN41_05_SAM29)	Calibration Due: N/A
Liquid	Antennessa	Calibration Due: N/A
Measurement SW	OPEN SAR V2.1	Calibration Due: N/A

C. SAR Measurement Results

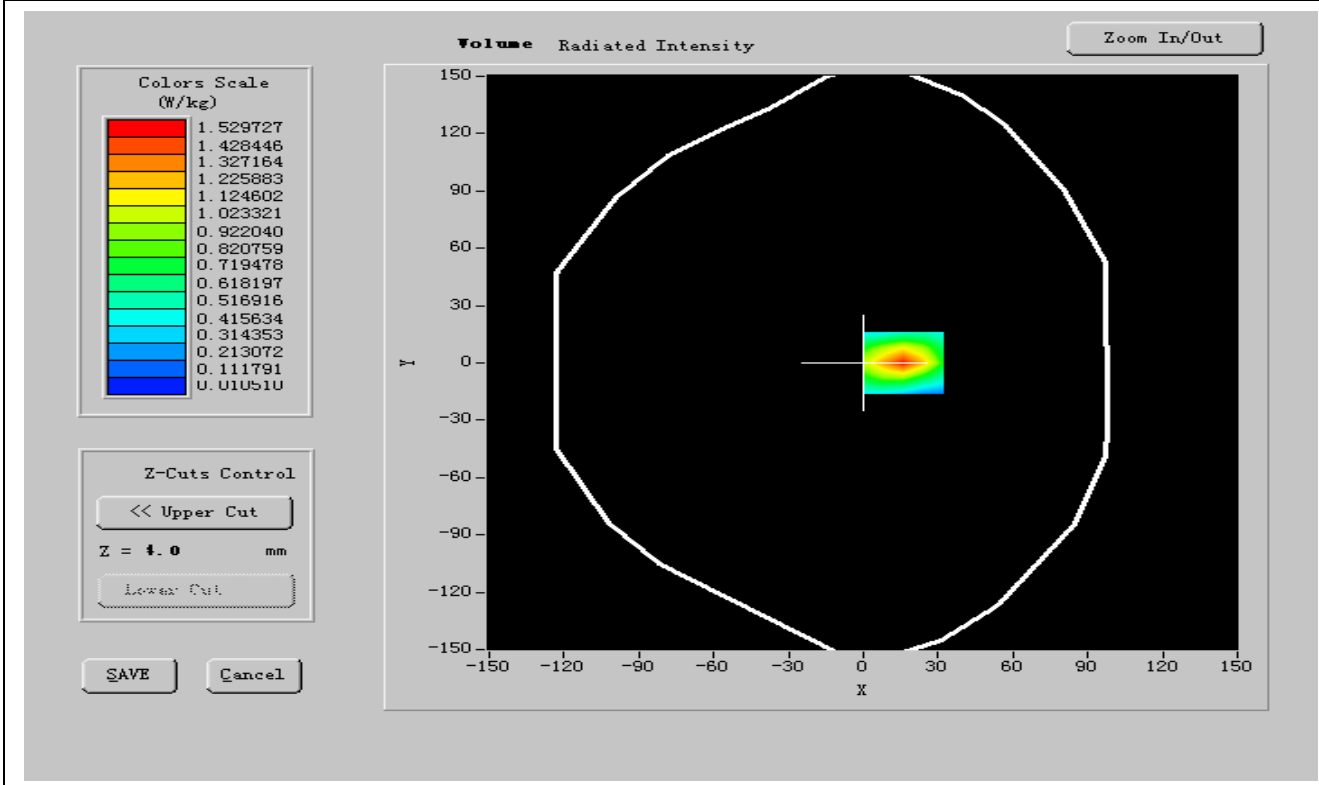
Frequency (MHz)	1909.800000
Relative permittivity (real part)	51.813332
Relative permittivity (imaginary part)	14.319230
Conductivity (S/m)	1.513224
Variation (%)	-0.130000
Ambient Temperature:	21 °C
Liquid Temperature:	20.4 °C
ConvF:	40.42, 41.12, 54.75
Crest factor:	1:2



SURFACE SAR



VOLUME SAR





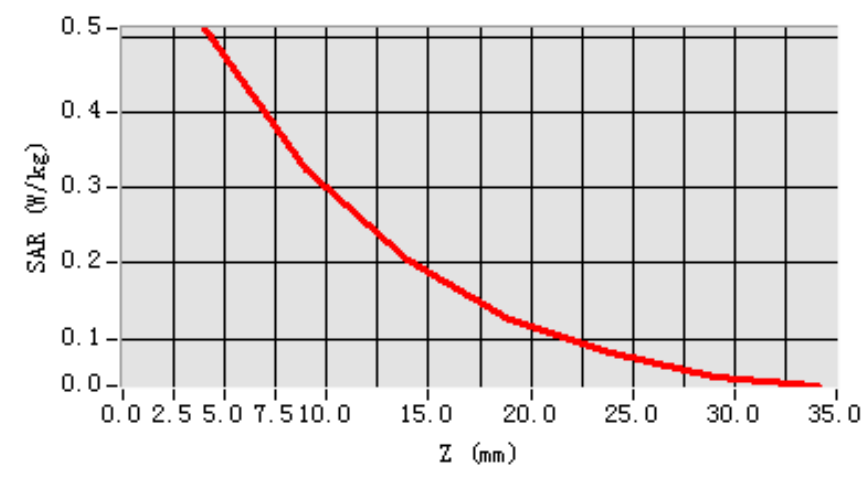
Maximum location: X=-13.00, Y=-3.00

SAR 10g (W/Kg)	0.601015
SAR 1g (W/Kg)	0.324136

Z Axis Scan

Z(mm)	0.00	4.00	9.00	14.00	19.00	24.00	29.00
SAR (W/kg)	0.0000	0.4467	0.3054	0.1865	0.1234	0.0754	0.0032

SAR, Z Axis Scan (X = -10, Y = 12)





MEASUREMENT 19

Date of measurement: 01/24/2011

Area Scan: 7 x 7 x 1

dx=15mm

dy=15mm

Zoom Scan: 5 x 5 x 7

dx=5mm

dy=5mm

dz=5mm

Z Axis Scan: 1 x 1 x 21

dx=20mm

dy=20mm

dz=5mm

A. Experimental conditions.

Phantom File	zinf15.txt, Adaptive 2 max
Phantom	Body
Device Position	FrontSide toward phantom
Band	GSM1900
Channels	Low
Signal	GSM

B. Instrumentations.

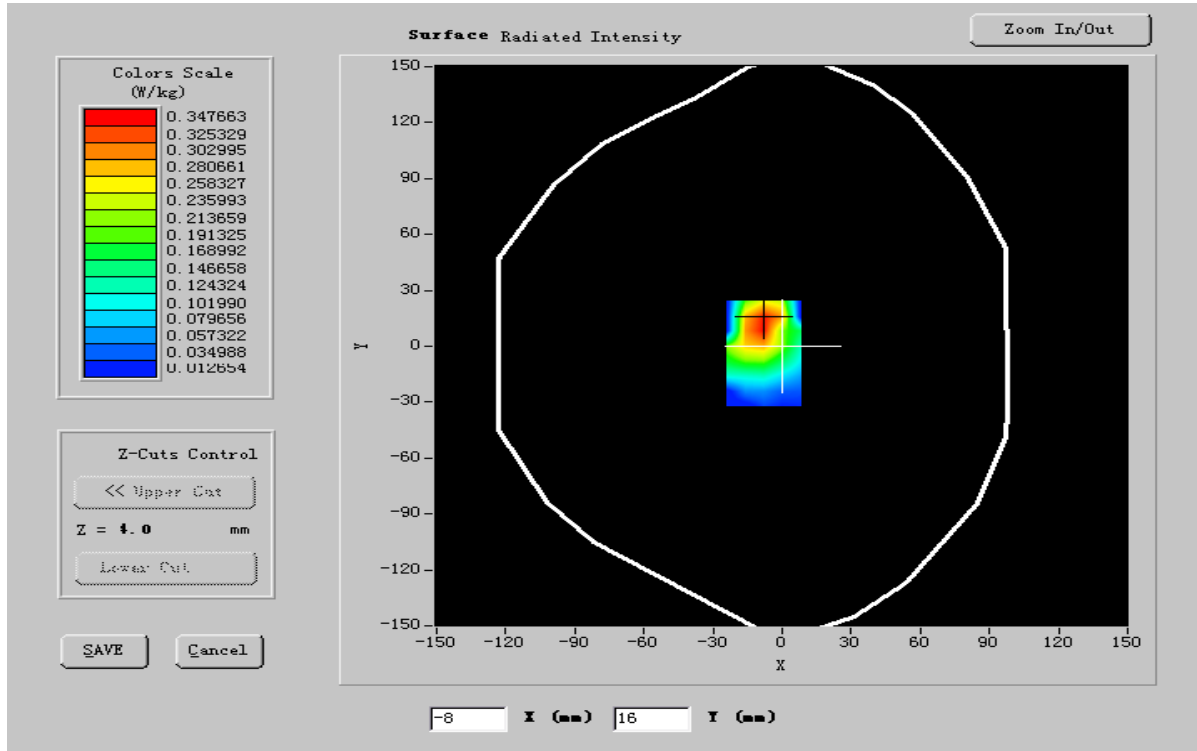
PC	HP (Pentium(R) V3.06GHz, SN:375052-AA1)	Calibration Due: N/A
Wireless Communication Test Set	R&S (CMU200, SN:B23-03291)	Calibration Due: 05/25/2011
Network Analyzer	Agilent(E5071B, MY42301382)	Calibration Due: 03/24/2011
Voltmeter	Keithley (2000, SN:1015843)	Calibration Due: 05/25/2011
Signal Generator	Agilent (E8257C, SN:MY43321570)	Calibration Due: 03/24/2011
Amplifier	Mini-Circuits (ZHL-42, SN:110405)	Calibration Due: 07/29/2011
Power Meter	Agilent (E4416A, SN:QB41292714)	Calibration Due: 03/24/2011
Probe	Antennessa (SN:SN_1109_EP_100)	Calibration Due: 05/04/2011
DIPOLE 1900	Antennessa (DIPG35,SN 48/05)	Calibration Due: 02/09/2011
Phantom	Antennessa (SN:SN41_05_SAM29)	Calibration Due: N/A
Liquid	Antennessa	Calibration Due: N/A
Measurement SW	OPEN SAR V2.1	Calibration Due: N/A

C. SAR Measurement Results

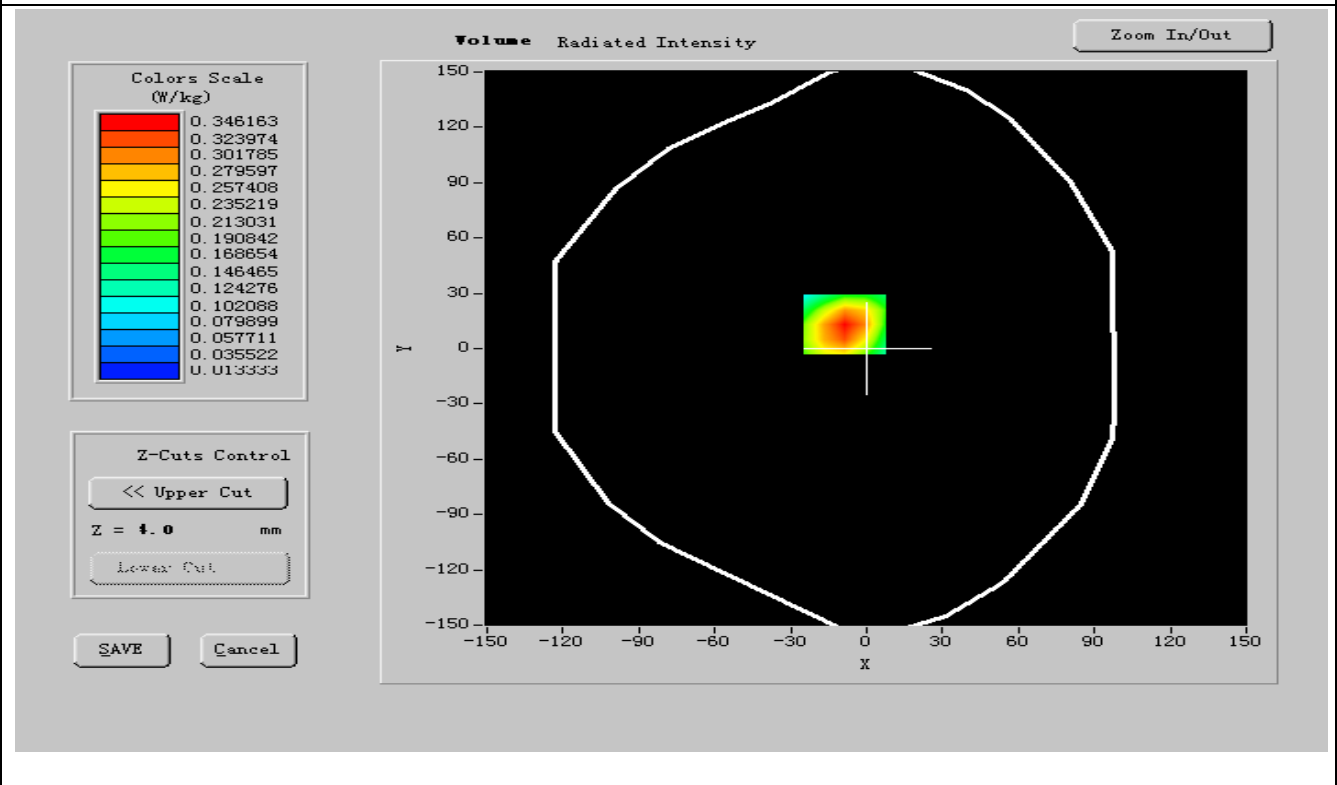
Frequency (MHz)	1850.200000
Relative permittivity (real part)	52.313000
Relative permittivity (imaginary part)	13.584900
Conductivity (S/m)	1.416522
Variation (%)	-0.130000
Ambient Temperature:	21 °C
Liquid Temperature:	20.4 °C
ConvF:	40.42, 41.12, 54.75
Crest factor:	1:8



SURFACE SAR



VOLUME SAR





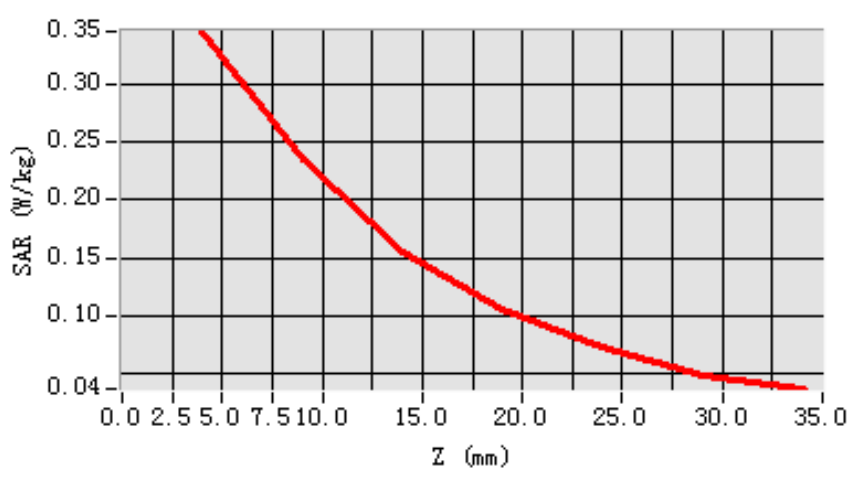
Maximum location: X=-13.00, Y=-3.00

SAR 10g (W/Kg)	0.552106
SAR 1g (W/Kg)	0.341515

Z Axis Scan

Z(mm)	0.00	4.00	9.00	14.00	19.00	24.00	29.00
SAR (W/kg)	0.0000	0.3133	0.2873	0.1934	0.1464	0.1264	0.0089

SAR, Z Axis Scan (X = -9, Y = 13)





MEASUREMENT 20

Date of measurement: 01/24/2011

Area Scan: 7 x 7 x 1 **dx=15mm** **dy=15mm**
Zoom Scan: 5 x 5 x 7 **dx=5mm** **dy=5mm** **dz=5mm**
Z Axis Scan: 1 x 1 x 21 **dx=20mm** **dy=20mm** **dz=5mm**

A. Experimental conditions.

Phantom File	zinf15.txt, Adaptive 2 max
Phantom	Body
Device Position	FrontSide toward phantom
Band	GSM1900
Channels	Middle
Signal	GSM

B. Instrumentations.

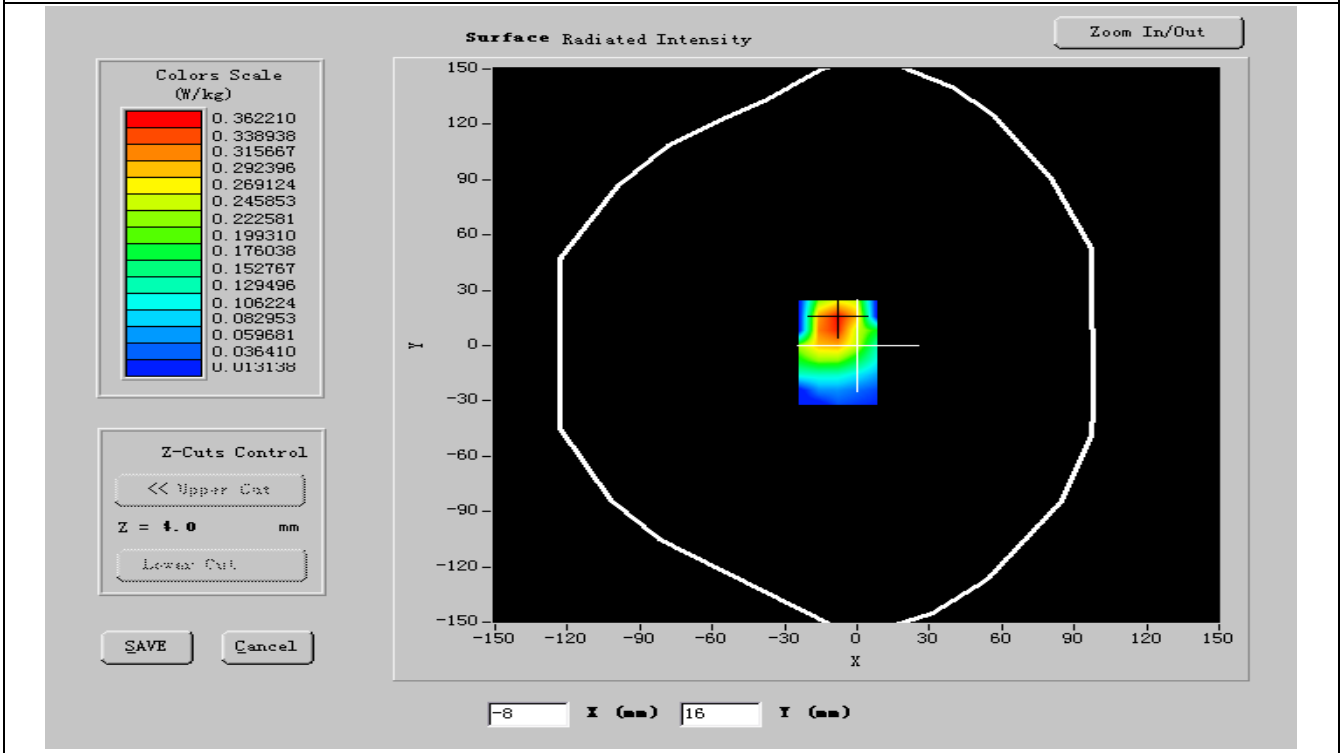
PC	HP (Pentium(R) V3.06GHz, SN:375052-AA1)	Calibration Due: N/A
Wireless Communication Test Set	R&S (CMU200, SN:B23-03291)	Calibration Due: 05/25/2011
Network Analyzer	Agilent(E5071B, MY42301382)	Calibration Due: 03/24/2011
Voltmeter	Keithley (2000, SN:1015843)	Calibration Due: 05/25/2011
Signal Generator	Agilent (E8257C, SN:MY43321570)	Calibration Due: 03/24/2011
Amplifier	Mini-Circuits (ZHL-42, SN:110405)	Calibration Due: 07/29/2011
Power Meter	Agilent (E4416A, SN:QB41292714)	Calibration Due: 03/24/2011
Probe	Antennessa (SN:SN_1109_EP_100)	Calibration Due: 05/04/2011
DIPOLE 1900	Antennessa (DIPG35,SN 48/05)	Calibration Due: 02/09/2011
Phantom	Antennessa (SN:SN41_05_SAM29)	Calibration Due: N/A
Liquid	Antennessa	Calibration Due: N/A
Measurement SW	OPEN SAR V2.1	Calibration Due: N/A

C. SAR Measurement Results

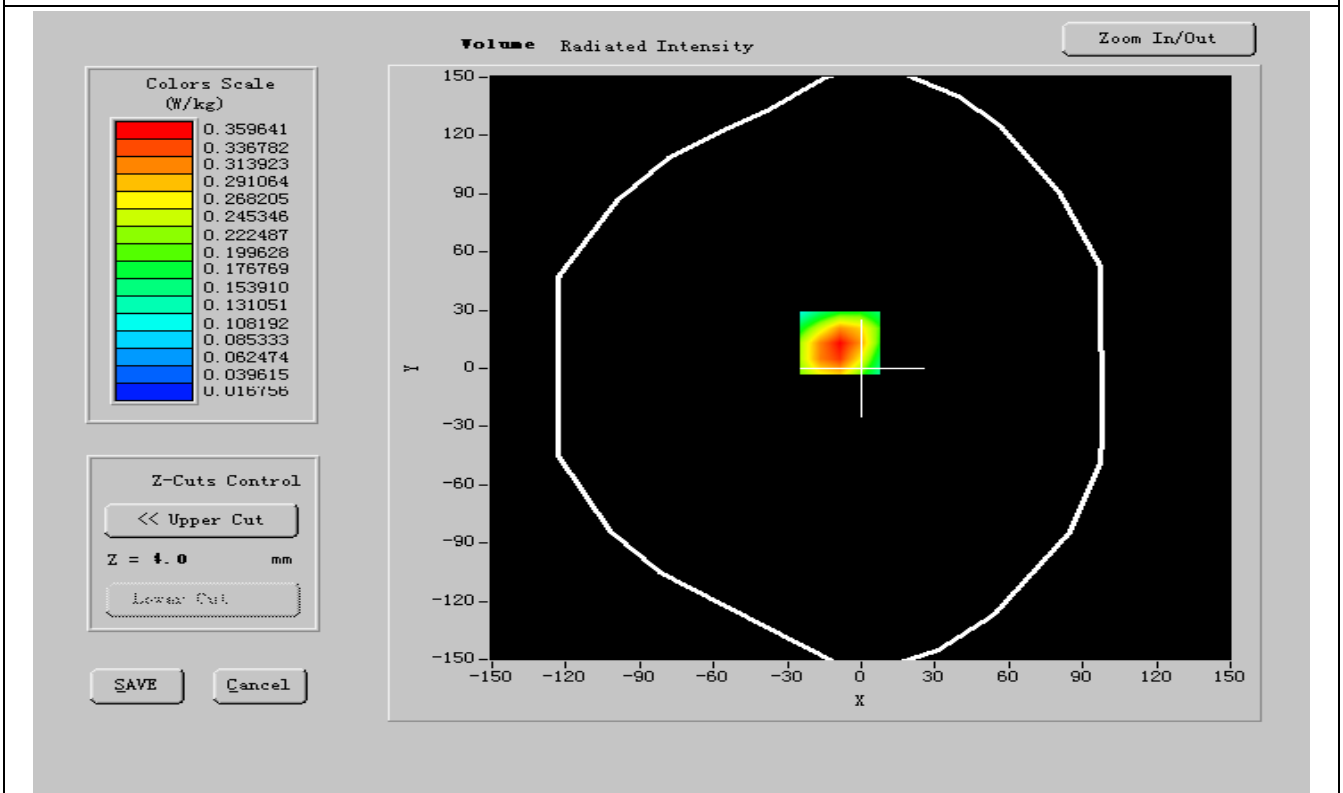
Frequency (MHz)	1880.000000
Relative permittivity (real part)	52.893001
Relative permittivity (imaginary part)	13.813800
Conductivity (S/m)	1.512775
Variation (%)	-0.700000
Ambient Temperature:	21 °C
Liquid Temperature:	20.4 °C
ConvF:	40.42, 41.12, 54.75
Crest factor:	1:8



SURFACE SAR



VOLUME SAR





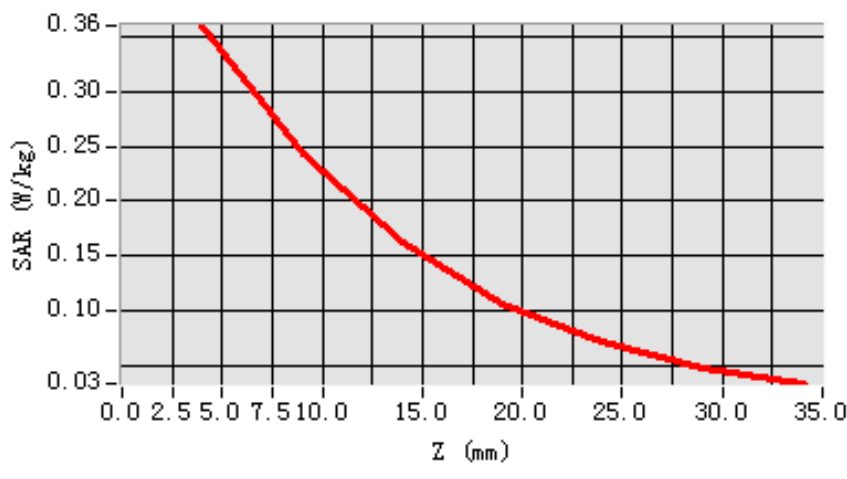
Maximum location: X=-13.00, Y=-3.00

SAR 10g (W/Kg)	0.582104
SAR 1g (W/Kg)	0.361156

Z Axis Scan

Z(mm)	0.00	4.00	9.00	14.00	19.00	24.00	29.00
SAR (W/kg)	0.0000	0.3152	0.2832	0.1923	0.1423	0.0932	0.0309

SAR, Z Axis Scan (X = -9, Y = 13)





MEASUREMENT 21

Date of measurement: 01/24/2011

Area Scan: 7 x 7 x 1

dx=15mm

dy=15mm

Zoom Scan: 5 x 5 x 7

dx=5mm

dy=5mm

dz=5mm

Z Axis Scan: 1 x 1 x 21

dx=20mm

dy=20mm

dz=5mm

A. Experimental conditions.

Phantom File	zinf15.txt, Adaptive 2 max
Phantom	Body
Device Position	FrontSide toward phantom
Band	GSM1900
Channels	High
Signal	GSM

B. Instrumentations.

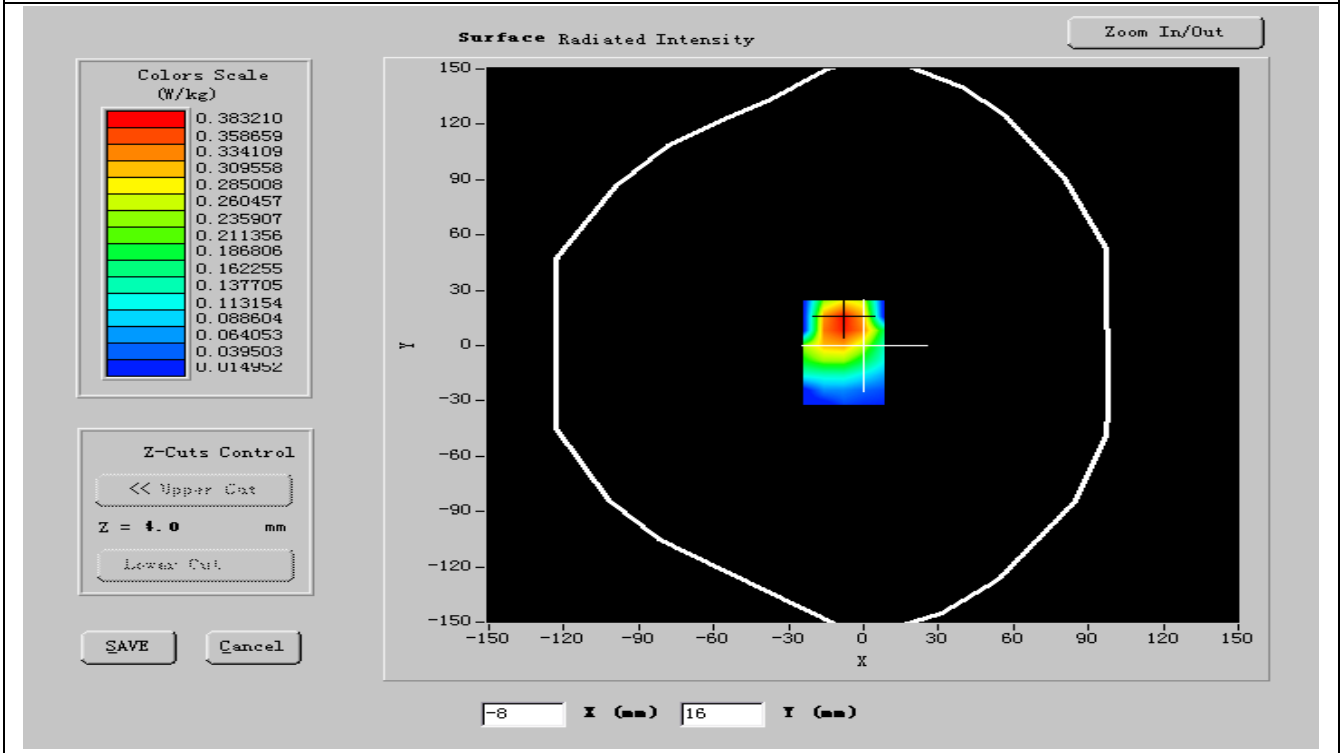
PC	HP (Pentium(R) V3.06GHz, SN:375052-AA1)	Calibration Due: N/A
Wireless Communication Test Set	R&S (CMU200, SN:B23-03291)	Calibration Due: 05/25/2011
Network Analyzer	Agilent(E5071B, MY42301382)	Calibration Due: 03/24/2011
Voltmeter	Keithley (2000, SN:1015843)	Calibration Due: 05/25/2011
Signal Generator	Agilent (E8257C, SN:MY43321570)	Calibration Due: 03/24/2011
Amplifier	Mini-Circuits (ZHL-42, SN:110405)	Calibration Due: 07/29/2011
Power Meter	Agilent (E4416A, SN:QB41292714)	Calibration Due: 03/24/2011
Probe	Antennessa (SN:SN_1109_EP_100)	Calibration Due: 05/04/2011
DIPOLE 1900	Antennessa (DIPG35,SN 48/05)	Calibration Due: 02/09/2011
Phantom	Antennessa (SN:SN41_05_SAM29)	Calibration Due: N/A
Liquid	Antennessa	Calibration Due: N/A
Measurement SW	OPEN SAR V2.1	Calibration Due: N/A

C. SAR Measurement Results

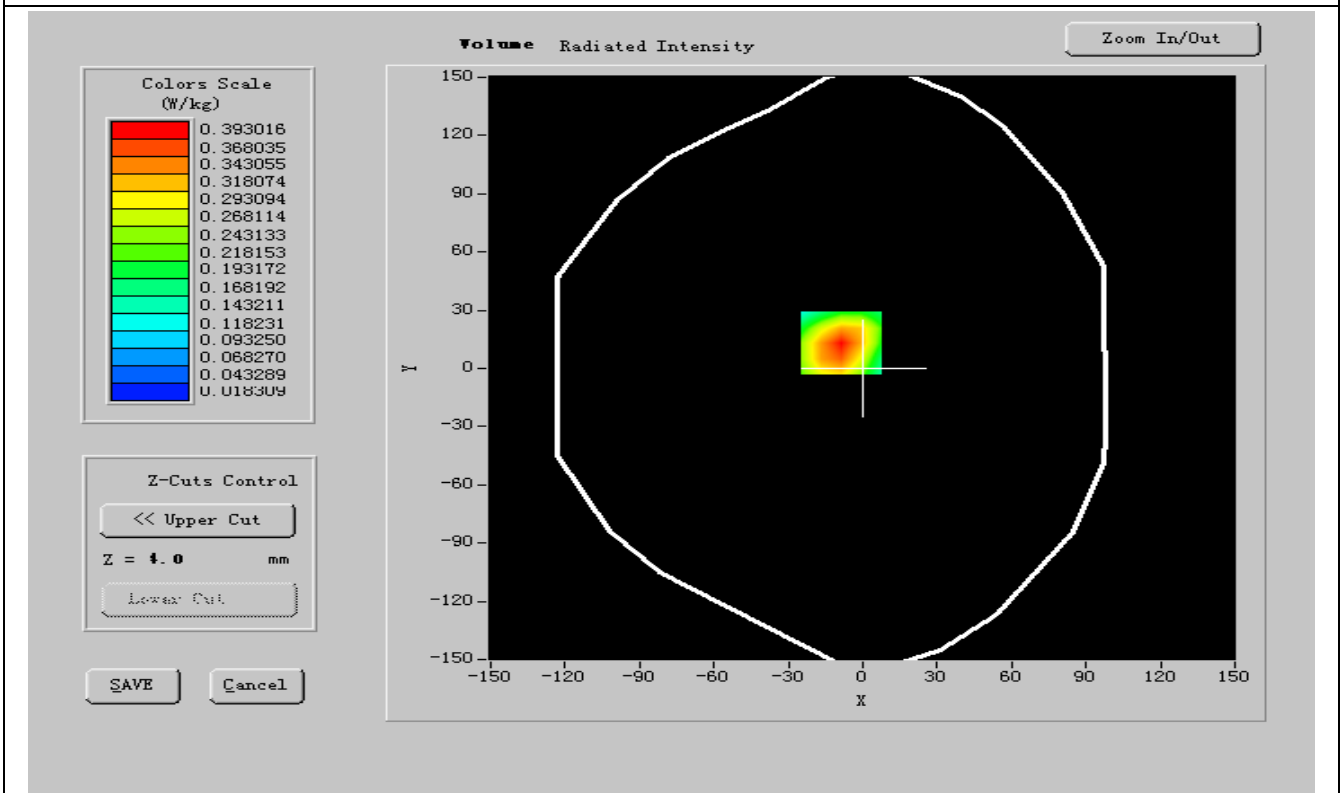
Frequency (MHz)	1909.800000
Relative permittivity (real part)	52.885999
Relative permittivity (imaginary part)	13.669900
Conductivity (S/m)	1.510225
Variation (%)	-0.600000
Ambient Temperature:	21 °C
Liquid Temperature:	20.4 °C
ConvF:	40.42, 41.12, 54.75
Crest factor:	1:8



SURFACE SAR



VOLUME SAR





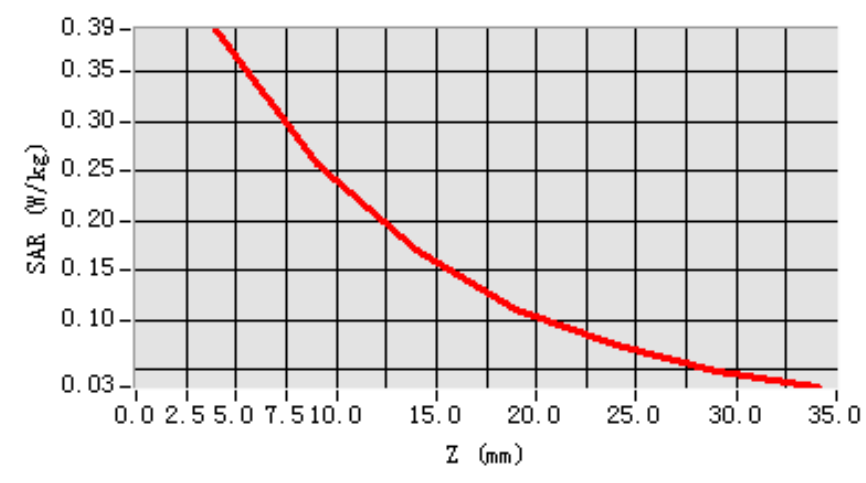
Maximum location: X=-13.00, Y=-3.00

SAR 10g (W/Kg)	0.265247
SAR 1g (W/Kg)	0.322211

Z Axis Scan

Z(mm)	0.00	4.00	9.00	14.00	19.00	24.00	29.00
SAR (W/kg)	0.0000	0.3571	0.2832	0.1823	0.1423	0.0923	0.0322

SAR, Z Axis Scan (X = -9, Y = 13)





MEASUREMENT 22

Date of measurement: 01/24/2011

Area Scan: 7 x 7 x 1

dx=15mm

dy=15mm

Zoom Scan: 5 x 5 x 7

dx=5mm

dy=5mm

dz=5mm

Z Axis Scan: 1 x 1 x 21

dx=20mm

dy=20mm

dz=5mm

A. Experimental conditions.

Phantom File	zinf15.txt, Adaptive 2 max
Phantom	Body
Device Position	FrontSide toward phantom
Band	GPRS1900
Channels	Low
Signal	GPRS

B. Instrumentations.

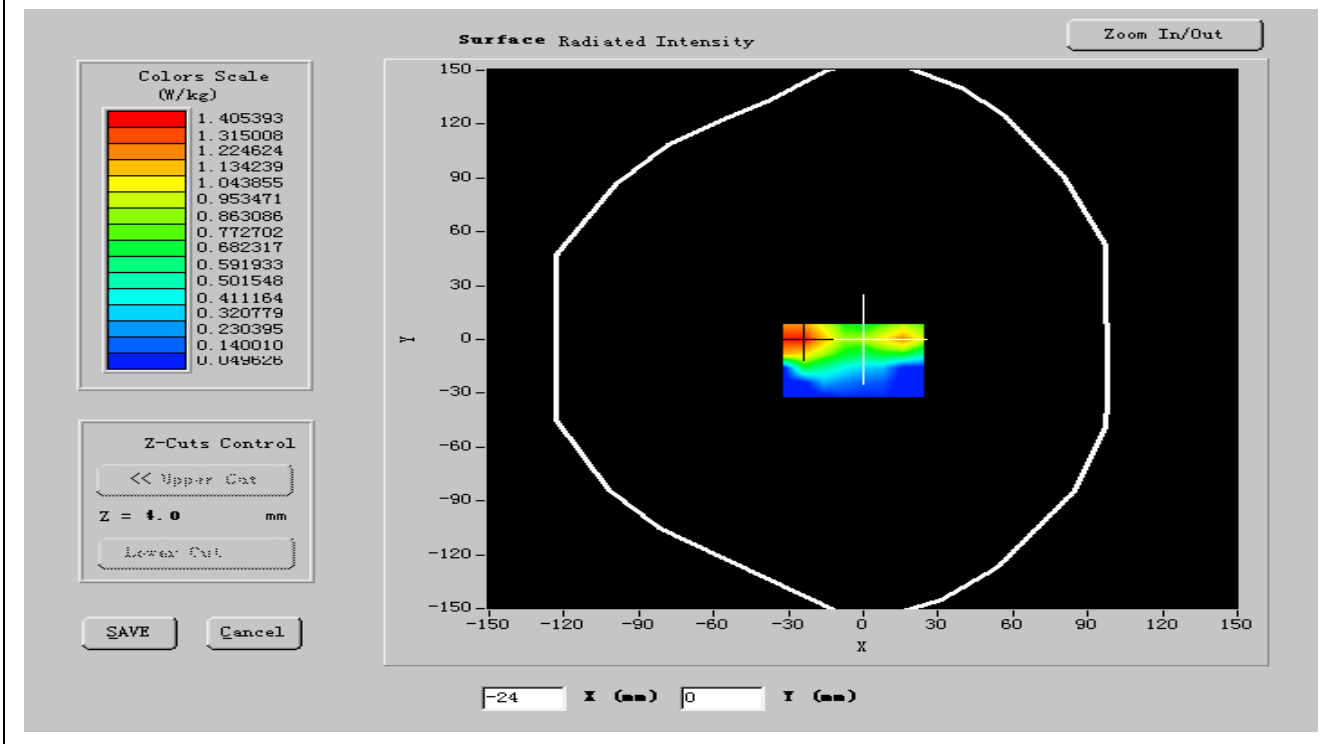
PC	HP (Pentium(R) V3.06GHz, SN:375052-AA1)	Calibration Due: N/A
Wireless Communication Test Set	R&S (CMU200, SN:B23-03291)	Calibration Due: 05/25/2011
Network Analyzer	Agilent(E5071B, MY42301382)	Calibration Due: 03/24/2011
Voltmeter	Keithley (2000, SN:1015843)	Calibration Due: 05/25/2011
Signal Generator	Agilent (E8257C, SN:MY43321570)	Calibration Due: 03/24/2011
Amplifier	Mini-Circuits (ZHL-42, SN:110405)	Calibration Due: 07/29/2011
Power Meter	Agilent (E4416A, SN:QB41292714)	Calibration Due: 03/24/2011
Probe	Antennessa (SN:SN_1109_EP_100)	Calibration Due: 05/04/2011
DIPOLE 1900	Antennessa (DIPG35,SN 48/05)	Calibration Due: 02/09/2011
Phantom	Antennessa (SN:SN41_05_SAM29)	Calibration Due: N/A
Liquid	Antennessa	Calibration Due: N/A
Measurement SW	OPEN SAR V2.1	Calibration Due: N/A

C. SAR Measurement Results

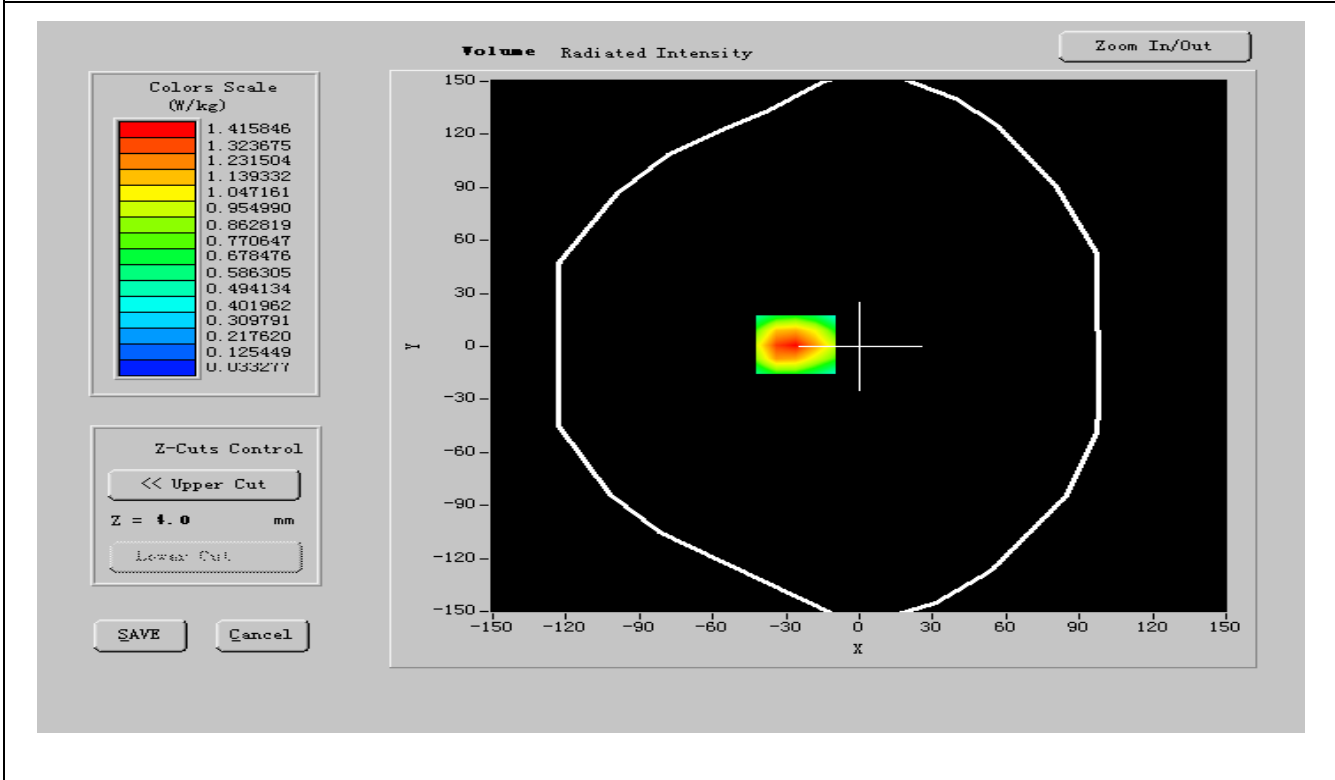
Frequency (MHz)	1850.200000
Relative permittivity (real part)	52.347400
Relative permittivity (imaginary part)	14.450693
Conductivity (S/m)	1.533698
Variation (%)	-0.400000
Ambient Temperature:	21 °C
Liquid Temperature:	20.4 °C
ConvF:	40.42, 41.12, 54.75
Crest factor:	1:2



SURFACE SAR



VOLUME SAR





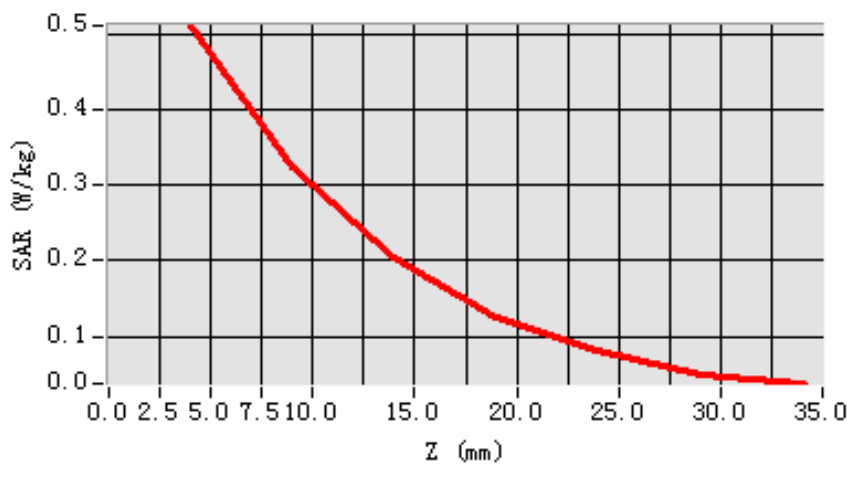
Maximum location: X=-13.00, Y=-3.00

SAR 10g (W/Kg)	0.480215
SAR 1g (W/Kg)	0.275421

Z Axis Scan

Z(mm)	0.00	4.00	9.00	14.00	19.00	24.00	29.00
SAR (W/kg)	0.0000	0.4188	0.2834	0.1920	0.1523	0.0854	0.0072

SAR, Z Axis Scan (X = -10, Y = 12)





MEASUREMENT 23

Date of measurement: 01/24/2011

Area Scan: 7 x 7 x 1

dx=15mm

dy=15mm

Zoom Scan: 5 x 5 x 7

dx=5mm

dy=5mm

dz=5mm

Z Axis Scan: 1 x 1 x 21

dx=20mm

dy=20mm

dz=5mm

A. Experimental conditions.

Phantom File	zinf15.txt, Adaptive 2 max
Phantom	Body
Device Position	FrontSide toward phantom
Band	GPRS1900
Channels	Middle
Signal	GPRS

B. Instrumentations.

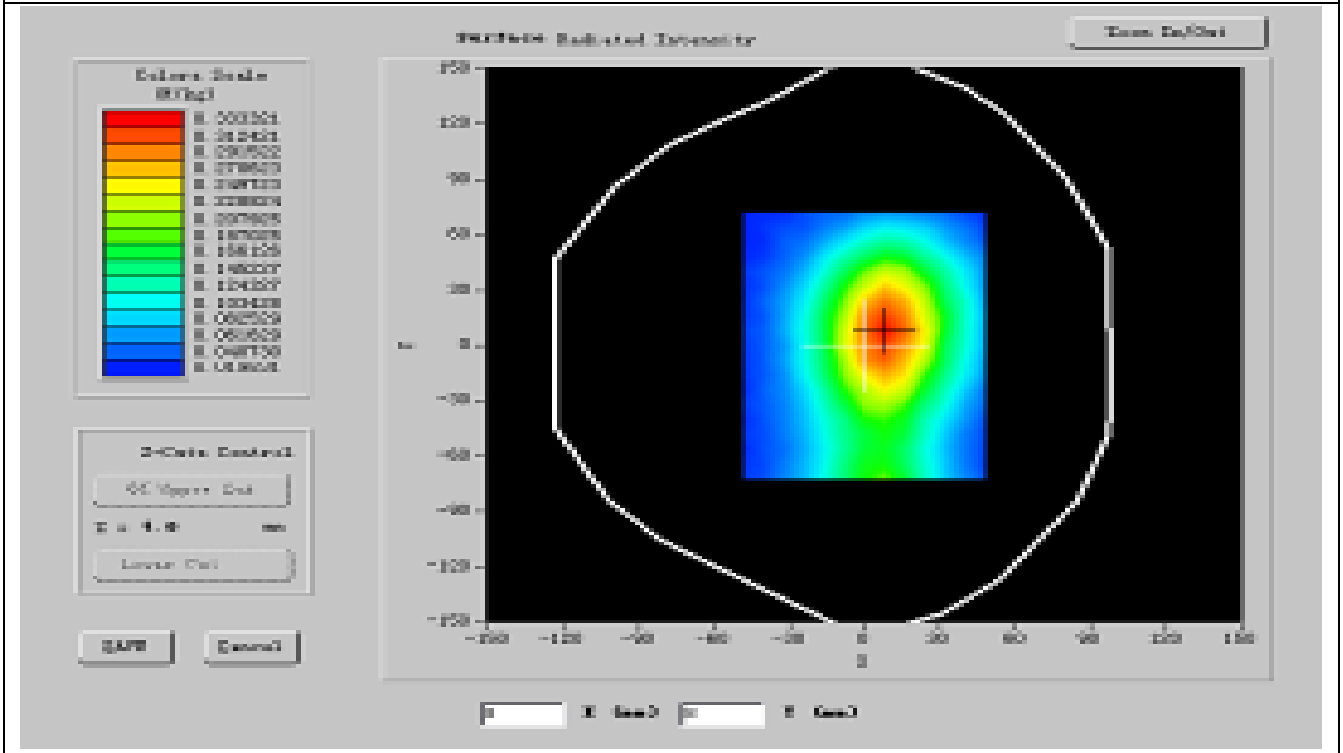
PC	HP (Pentium(R) V3.06GHz, SN:375052-AA1)	Calibration Due: N/A
Wireless Communication Test Set	R&S (CMU200, SN:B23-03291)	Calibration Due: 05/25/2011
Network Analyzer	Agilent(E5071B, MY42301382)	Calibration Due: 03/24/2011
Voltmeter	Keithley (2000, SN:1015843)	Calibration Due: 05/25/2011
Signal Generator	Agilent (E8257C, SN:MY43321570)	Calibration Due: 03/24/2011
Amplifier	Mini-Circuits (ZHL-42, SN:110405)	Calibration Due: 07/29/2011
Power Meter	Agilent (E4416A, SN:QB41292714)	Calibration Due: 03/24/2011
Probe	Antennessa (SN:SN_1109_EP_100)	Calibration Due: 05/04/2011
DIPOLE 1900	Antennessa (DIPG35,SN 48/05)	Calibration Due: 02/09/2011
Phantom	Antennessa (SN:SN41_05_SAM29)	Calibration Due: N/A
Liquid	Antennessa	Calibration Due: N/A
Measurement SW	OPEN SAR V2.1	Calibration Due: N/A

C. SAR Measurement Results

Frequency (MHz)	1880.000000
Relative permittivity (real part)	51.417028
Relative permittivity (imaginary part)	14.293556
Conductivity (S/m)	1.514286
Variation (%)	-1.010000
Ambient Temperature:	21 °C
Liquid Temperature:	20.4 °C
ConvF:	40.42, 41.12, 54.75
Crest factor:	1:2



SURFACE SAR





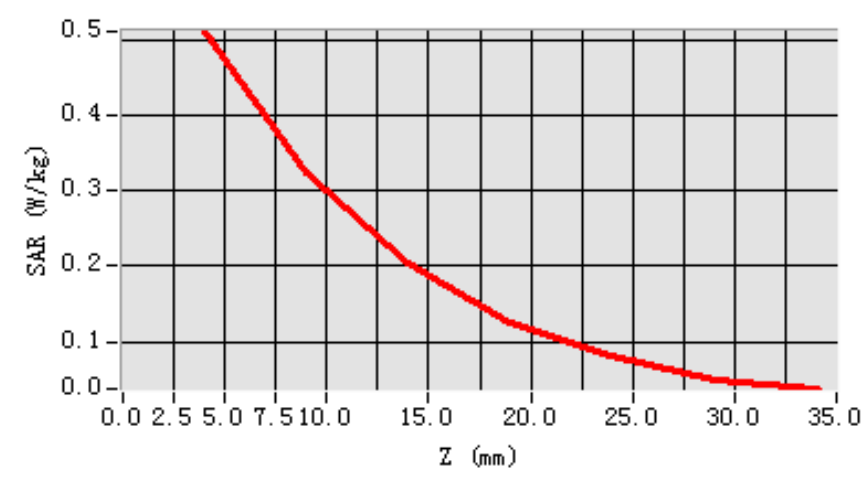
Maximum location: X=-13.00, Y=-3.00

SAR 10g (W/Kg)	0.585424
SAR 1g (W/Kg)	0.312265

Z Axis Scan

Z(mm)	0.00	4.00	9.00	14.00	19.00	24.00	29.00
SAR (W/kg)	0.0000	0.4242	0.3034	0.1820	0.1323	0.0954	0.0062

SAR, Z Axis Scan (X = -10, Y = 12)





MEASUREMENT 24

Date of measurement: 01/24/2011

Area Scan: 7 x 7 x 1

dx=15mm

dy=15mm

Zoom Scan: 5 x 5 x 7

dx=5mm

dy=5mm

dz=5mm

Z Axis Scan: 1 x 1 x 21

dx=20mm

dy=20mm

dz=5mm

A. Experimental conditions.

Phantom File	zinf15.txt, Adaptive 2 max
Phantom	Body
Device Position	FrontSide toward phantom
Band	GPRS1900
Channels	High
Signal	GPRS

B. Instrumentations.

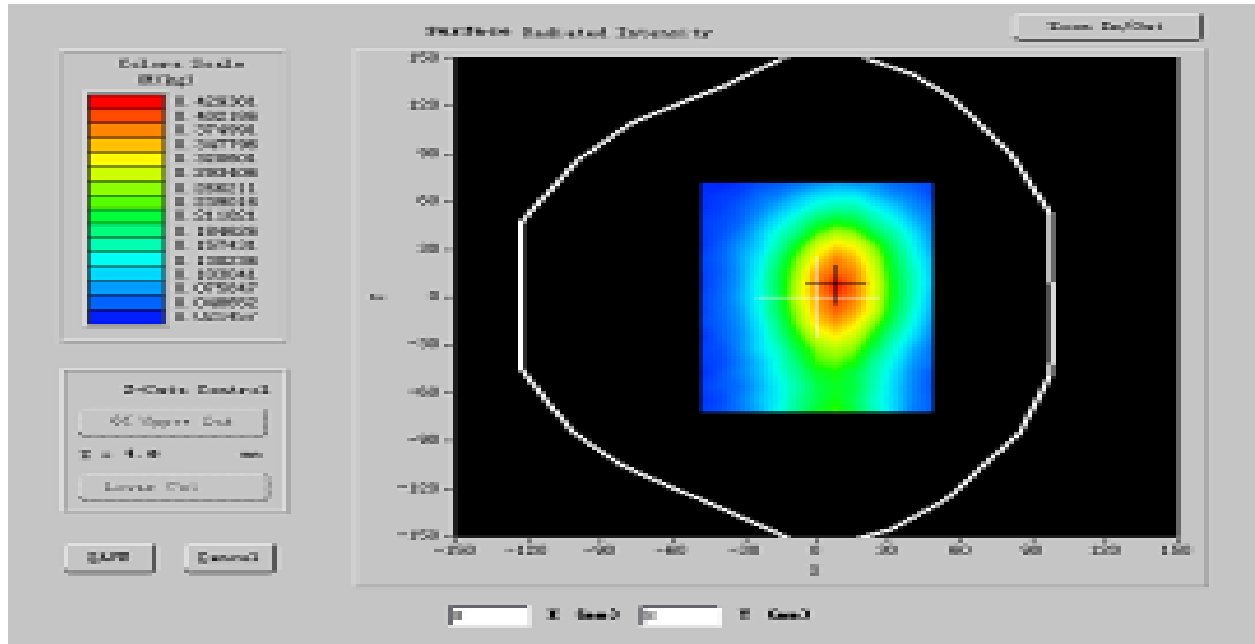
PC	HP (Pentium(R) V3.06GHz, SN:375052-AA1)	Calibration Due: N/A
Wireless Communication Test Set	R&S (CMU200, SN:B23-03291)	Calibration Due: 05/25/2011
Network Analyzer	Agilent(E5071B, MY42301382)	Calibration Due: 03/24/2011
Voltmeter	Keithley (2000, SN:1015843)	Calibration Due: 05/25/2011
Signal Generator	Agilent (E8257C, SN:MY43321570)	Calibration Due: 03/24/2011
Amplifier	Mini-Circuits (ZHL-42, SN:110405)	Calibration Due: 07/29/2011
Power Meter	Agilent (E4416A, SN:QB41292714)	Calibration Due: 03/24/2011
Probe	Antennessa (SN:SN_1109_EP_100)	Calibration Due: 05/04/2011
DIPOLE 1900	Antennessa (DIPG35,SN 48/05)	Calibration Due: 02/09/2011
Phantom	Antennessa (SN:SN41_05_SAM29)	Calibration Due: N/A
Liquid	Antennessa	Calibration Due: N/A
Measurement SW	OPEN SAR V2.1	Calibration Due: N/A

C. SAR Measurement Results

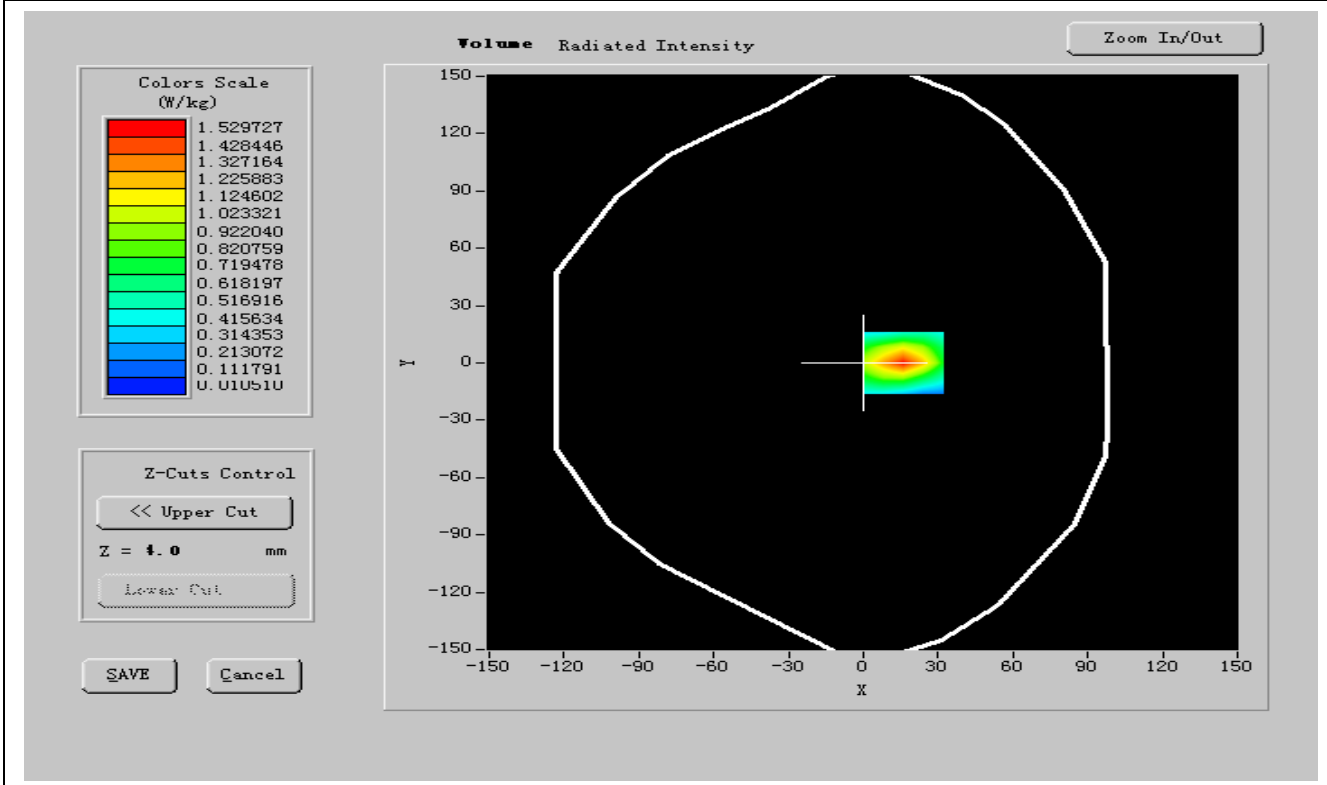
Frequency (MHz)	1909.800000
Relative permittivity (real part)	51.813332
Relative permittivity (imaginary part)	14.319230
Conductivity (S/m)	1.513224
Variation (%)	-0.130000
Ambient Temperature:	21 °C
Liquid Temperature:	20.4 °C
ConvF:	40.42, 41.12, 54.75
Crest factor:	1:2



SURFACE SAR



VOLUME SAR





Maximum location: X=-13.00, Y=-3.00

SAR 10g (W/Kg)	0.471425
SAR 1g (W/Kg)	0.332016

Z Axis Scan

Z(mm)	0.00	4.00	9.00	14.00	19.00	24.00	29.00
SAR (W/kg)	0.0000	0.4467	0.3054	0.1865	0.1234	0.0754	0.0032

SAR, Z Axis Scan (X = -10, Y = 12)

