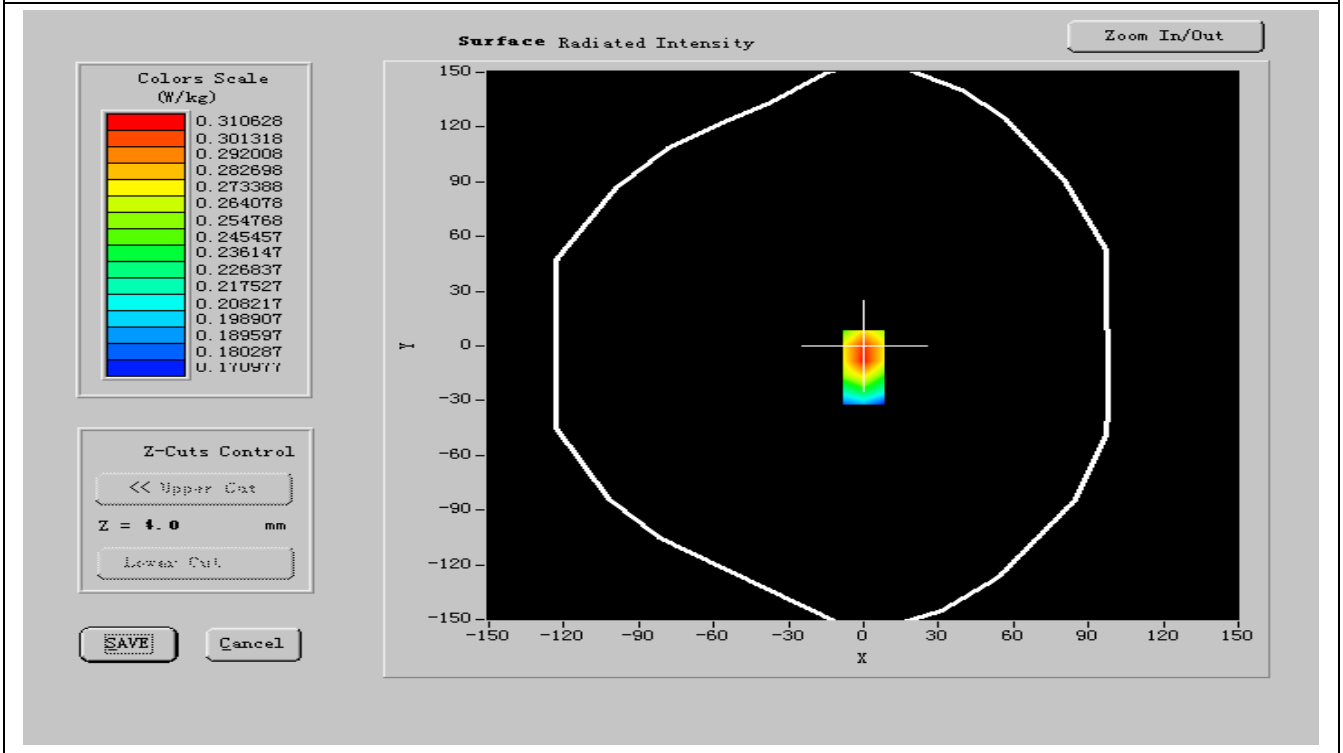
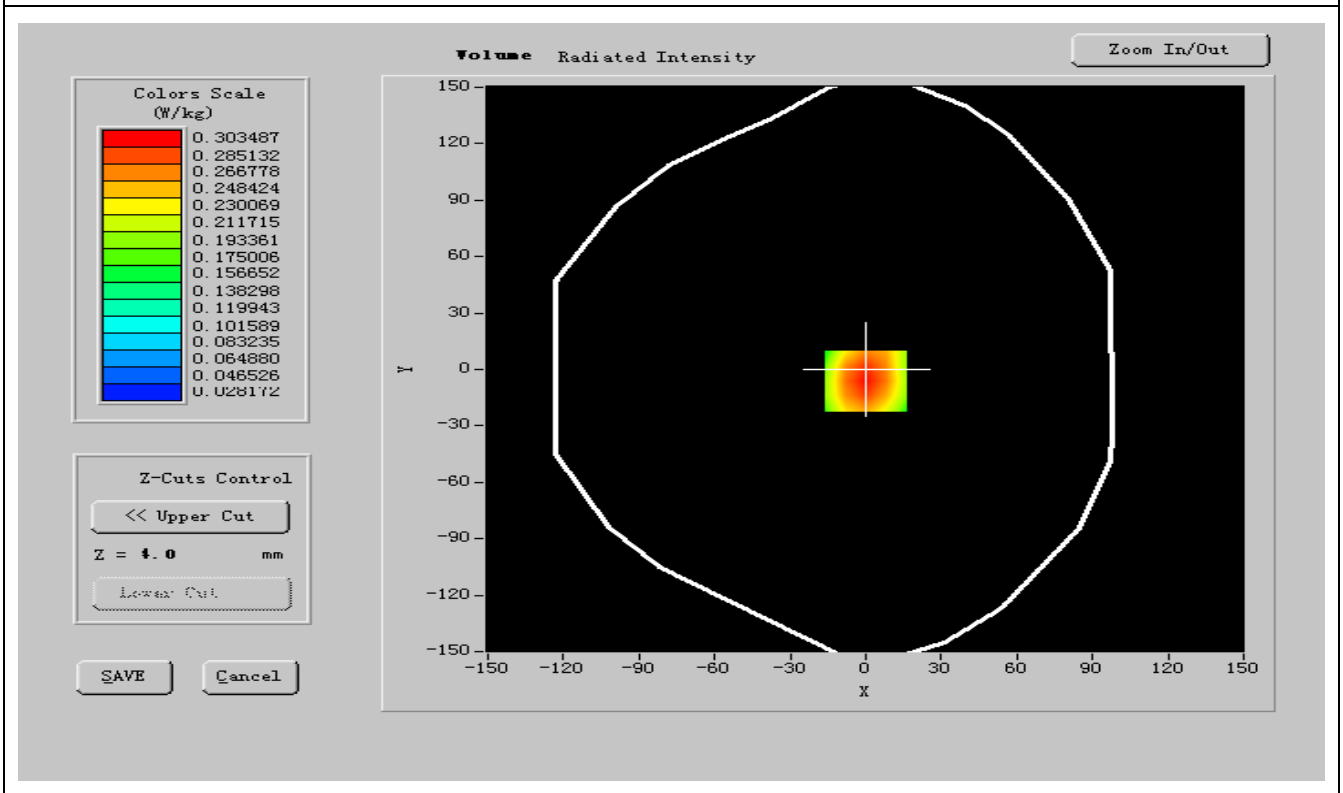




SURFACE SAR



VOLUME SAR





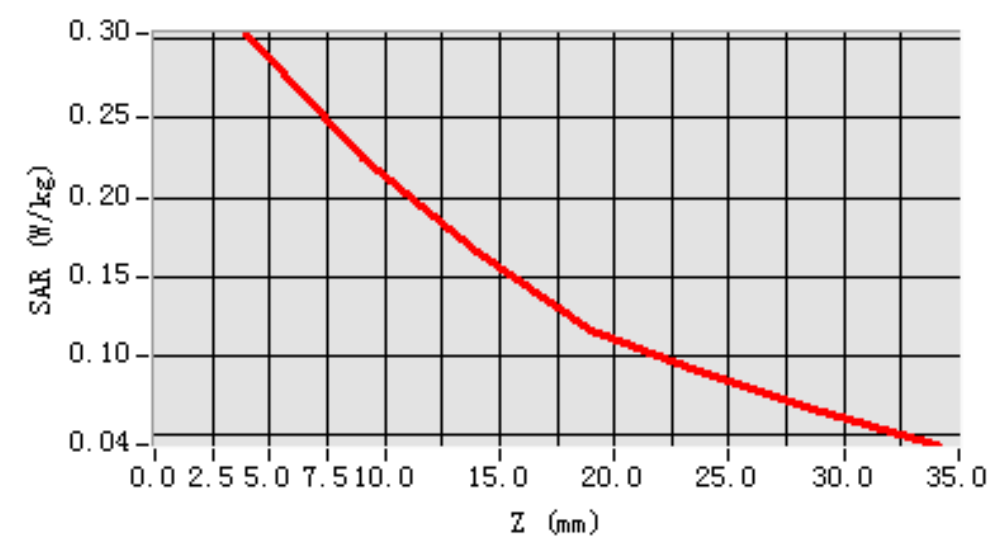
Maximum location: X=-13.00, Y=-3.00

SAR 10g (W/Kg)	0.541247
SAR 1g (W/Kg)	0.314136

Z Axis Scan

Z(mm)	0.00	4.00	9.00	14.00	19.00	24.00	29.00
SAR (W/kg)	0.0000	0.2878	0.1722	0.1474	0.1023	0.0887	0.0511

SAR, Z Axis Scan (X = 0, Y = -6)





MEASUREMENT 24

Date of measurement: 01/24/2011

Area Scan: 7 x 7 x 1

dx=15mm

dy=15mm

Zoom Scan: 5 x 5 x 7

dx=5mm

dy=5mm

dz=5mm

Z Axis Scan: 1 x 1 x 21

dx=20mm

dy=20mm

dz=5mm

A. Experimental conditions.

Phantom File	zinf15.txt, Adaptive 2 max
Phantom	Body
Device Position	FrontSide toward phantom
Band	GPRS850
Channels	High
Signal	GPRS

B. Instrumentations.

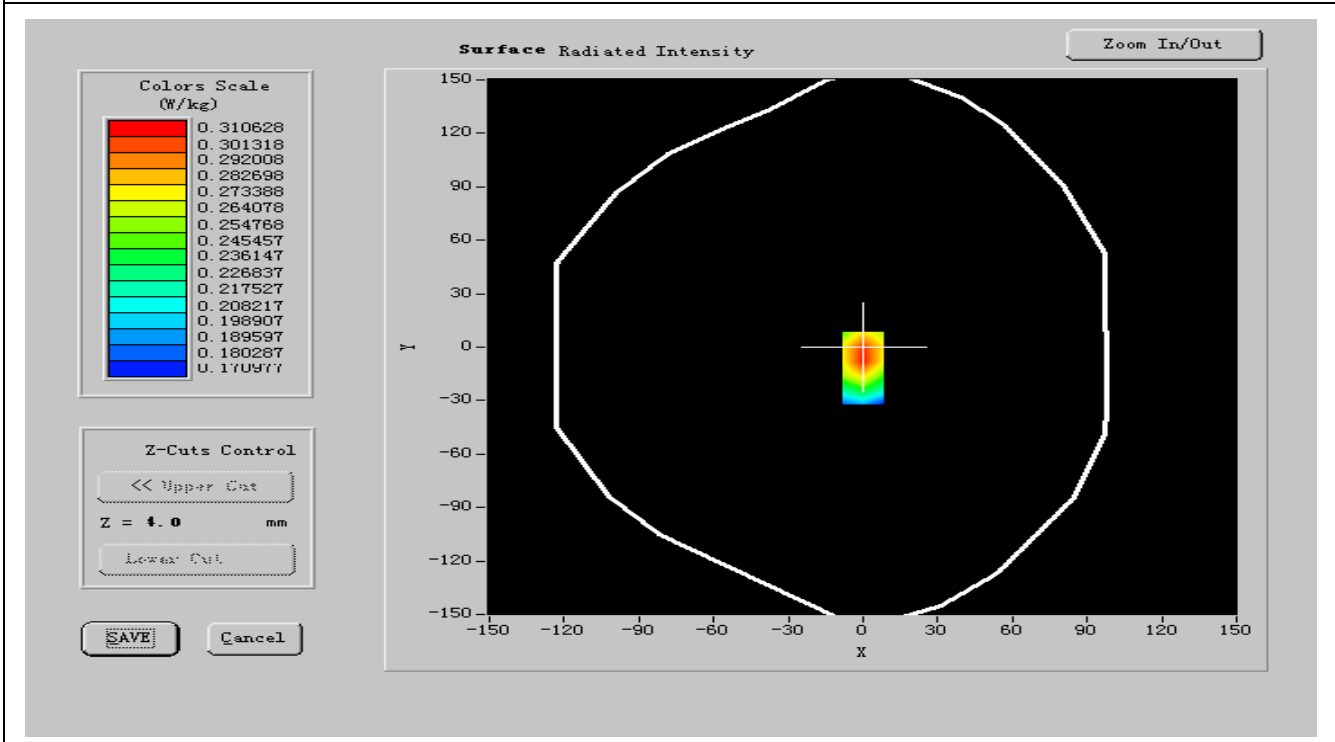
PC	HP (Pentium(R) V3.06GHz, SN:375052-AA1)	Calibration Due: N/A
Wireless Communication Test Set	R&S (CMU200, SN:B23-03291)	Calibration Due: 05/25/2011
Network Analyzer	Agilent(E5071B, MY42301382)	Calibration Due: 03/24/2011
Voltmeter	Keithley (2000, SN:1015843)	Calibration Due: 05/25/2011
Signal Generator	Agilent (E8257C, SN:MY43321570)	Calibration Due: 03/24/2011
Amplifier	Mini-Circuits (ZHL-42, SN:110405)	Calibration Due: 07/29/2011
Power Meter	Agilent (E4416A, SN:QB41292714)	Calibration Due: 03/24/2011
Probe	Antennessa (SN:SN_1109_EP_100)	Calibration Due: 05/04/2011
DIPOLE 835	Antennessa (DIPC32,SN 48/05)	Calibration Due: 02/09/2011
Phantom	Antennessa (SN:SN41_05_SAM29)	Calibration Due: N/A
Liquid	Antennessa	Calibration Due: N/A
Measurement SW	OPEN SAR V2.1	Calibration Due: N/A

C. SAR Measurement Results

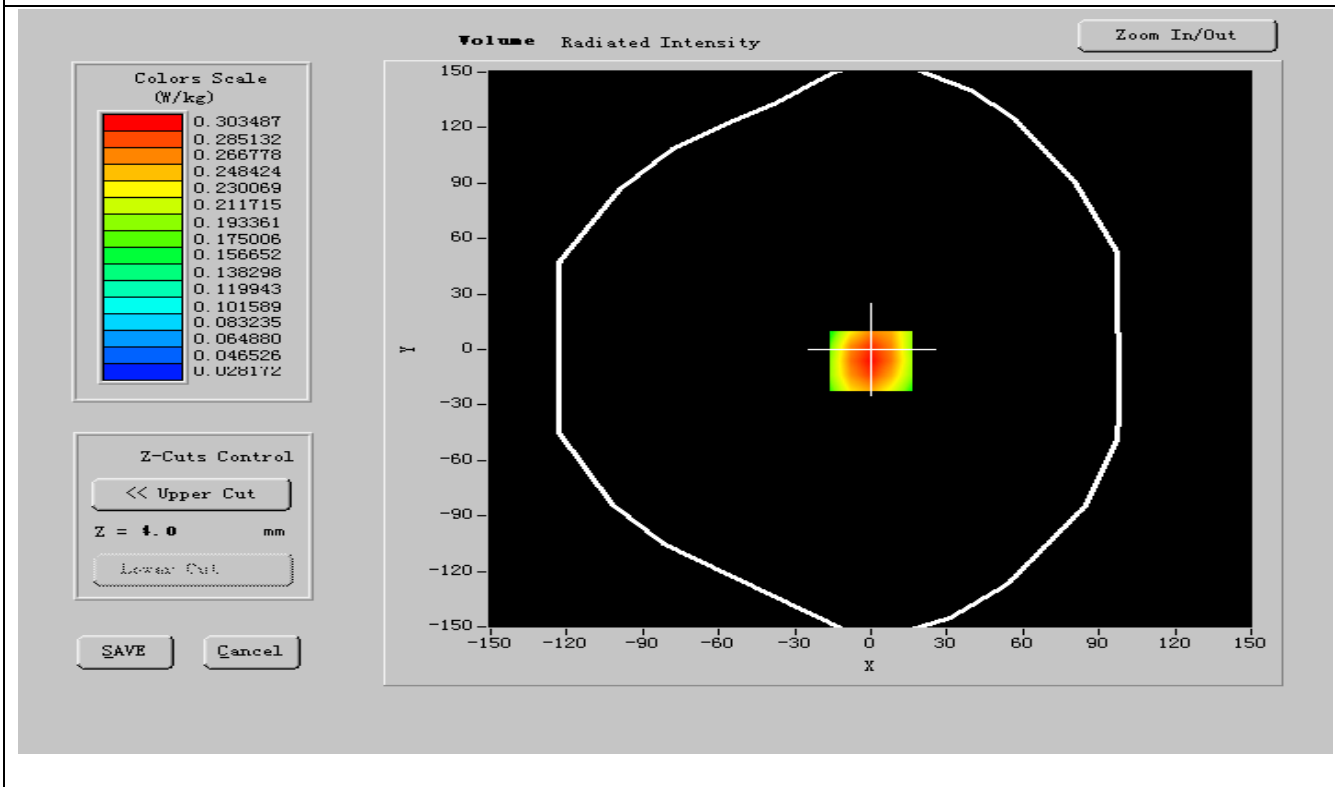
Frequency (MHz)	848.800000
Relative permittivity (real part)	55.576000
Relative permittivity (imaginary part)	21.726601
Conductivity (S/m)	0.974288
Variation (%)	-0.220000
Ambient Temperature:	21.2 °C
Liquid Temperature:	20.4°C
ConvF:	20.00, 19.88, 27.77
Crest factor:	1:2



SURFACE SAR



VOLUME SAR





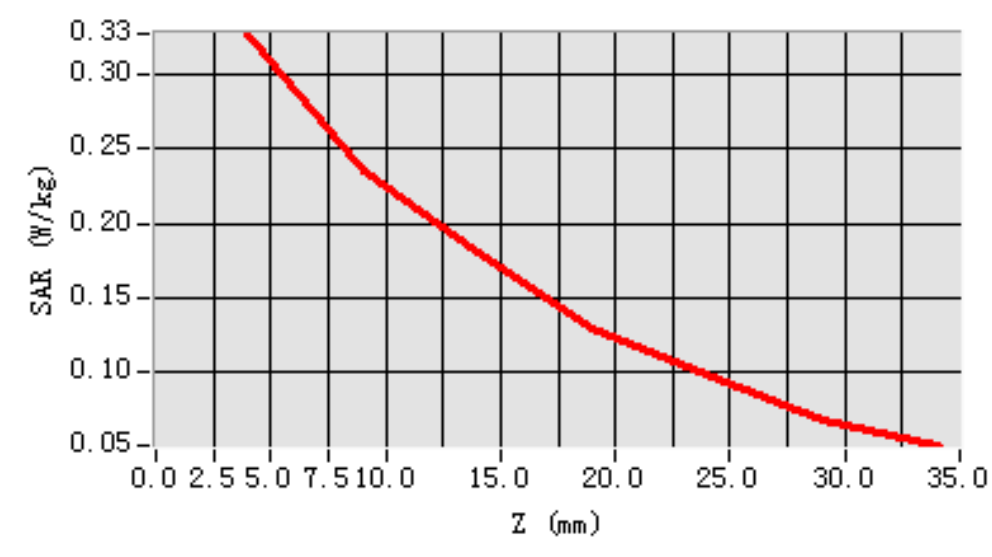
Maximum location: X=-13.00, Y=-3.00

SAR 10g (W/Kg)	0.465216
SAR 1g (W/Kg)	0.305416

Z Axis Scan

Z(mm)	0.00	4.00	9.00	14.00	19.00	24.00	29.00
SAR (W/kg)	0.0000	0.3232	0.1722	0.1494	0.1323	0.0787	0.0651

SAR, Z Axis Scan (X = 0, Y = -6)





II. 1900MHz Band RESULTS

<u>TYPE</u>	<u>PARAMETERS</u>
<u>Phone</u>	<p><u>Measurement 1:</u> Right Head with Cheek device position on Low Channel in GSM1900 mode</p> <p><u>Measurement 2:</u> Right Head with Cheek device position on Middle Channel in GSM1900 mode</p> <p><u>Measurement 3:</u> Right Head with Cheek device position on High Channel in GSM1900 mode</p> <p><u>Measurement 4:</u> Right Head with Tilt device position on Low Channel in GSM1900 mode</p> <p><u>Measurement 5:</u> Right Head with Tilt device position on Middle Channel in GSM1900 mode</p> <p><u>Measurement 6:</u> Right Head with Tilt device position on High Channel in GSM1900 mode</p> <p><u>Measurement 7:</u> Left Head with Cheek device position on Low Channel in GSM1900 mode</p> <p><u>Measurement 8:</u> Left Head with Cheek device position on Middle Channel in GSM1900 mode</p> <p><u>Measurement 9:</u> Left Head with Cheek device position on High Channel in GSM1900 mode</p> <p><u>Measurement 10:</u> Left Head with Tilt device position on Low Channel in GSM1900 mode</p> <p><u>Measurement 11:</u> Left Head with Tilt device position on Middle Channel in GSM1900 mode</p> <p><u>Measurement 12:</u> Left Head with Tilt device position on High Channel in GSM1900 mode</p> <p><u>Measurement 13:</u> BackSide toward phantom 15mm, Low Channel in GSM1900 mode</p> <p><u>Measurement 14:</u> BackSide toward phantom 15mm, Middle Channel in GSM1900 mode</p> <p><u>Measurement 15:</u> BackSide toward phantom 15mm, High Channel in GSM1900 mode</p> <p><u>Measurement 16:</u> BackSide toward phantom 15mm, Low Channel in GPRS1900 mode</p> <p><u>Measurement 17:</u> BackSide toward phantom 15mm, Middle Channel in GPRS1900 mode</p> <p><u>Measurement 18:</u> BackSide toward phantom 15mm, High Channel in GPRS1900 mode</p> <p><u>Measurement 19:</u> FrontSide toward phantom 15mm, Low Channel in GSM1900 mode</p>



<p><u>Measurement 20:</u> FrontSide toward phantom 15mm, Middle Channel in GSM1900 mode</p> <p><u>Measurement 21:</u> FrontSide toward phantom 15mm, High Channel in GSM1900 mode</p> <p><u>Measurement 22:</u> FrontSide toward phantom 15mm, Low Channel in GPRS1900 mode</p> <p><u>Measurement 23:</u> FrontSide toward phantom 15mm, Middle Channel in GPRS1900 mode</p> <p><u>Measurement 24:</u> FrontSide toward phantom 15mm, High Channel in GPRS1900 mode</p>

MEASUREMENT 1

Date of measurement: 01/24/2011

Area Scan: 7 x 7 x 1 **dx=15mm** **dy=15mm**
Zoom Scan: 5 x 5 x 7 **dx=5mm** **dy=5mm** **dz=5mm**
Z Axis Scan: 1 x 1 x 21 **dx=20mm** **dy=20mm** **dz=5mm**

A. Experimental conditions.

Phantom File	zinf15.txt, Adaptive 2 max
Phantom	Right head
Device Position	Cheek
Band	GSM1900
Channels	Low
Signal	GSM

B. Instrumentations.

PC	HP (Pentium(R) V3.06GHz, SN:375052-AA1)	Calibration Due: N/A
-----------	--	-----------------------------

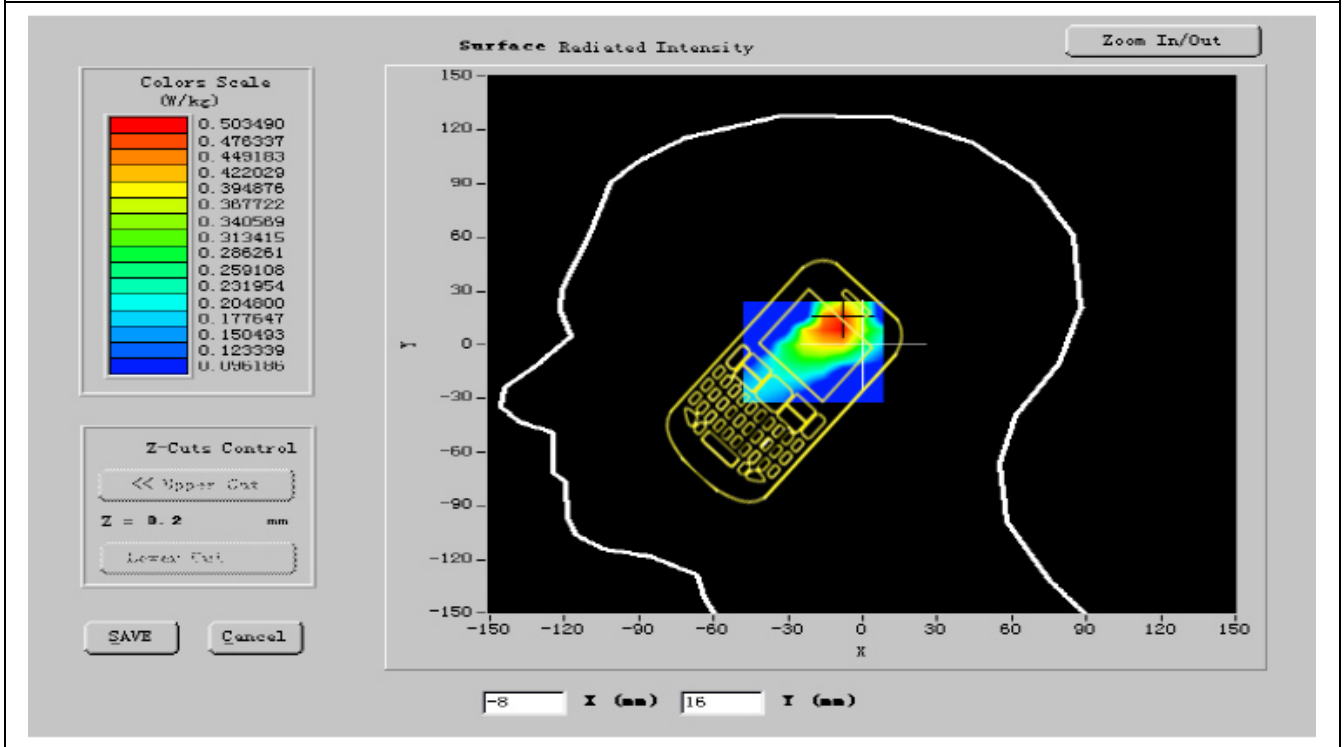


Wireless Communication Test Set	R&S (CMU200, SN:B23-03291)	Calibration Due: 05/25/2011
Network Analyzer	Agilent(E5071B, MY42301382)	Calibration Due: 03/24/2011
Voltmeter	Keithley (2000, SN:1015843)	Calibration Due: 05/25/2011
Signal Generator	Agilent (E8257C, SN:MY43321570)	Calibration Due: 03/24/2011
Amplifier	Mini-Circuits (ZHL-42, SN:110405)	Calibration Due: 07/29/2011
Power Meter	Agilent (E4416A, SN:QB41292714)	Calibration Due: 03/24/2011
Probe	Antennessa (SN:SN_1109_EP_100)	Calibration Due: 05/04/2011
DIPOLE 1900	Antennessa (DIPG35,SN 48/05)	Calibration Due: 02/09/2011
Phantom	Antennessa (SN:SN41_05_SAM29)	Calibration Due: N/A
Liquid	Antennessa	Calibration Due: N/A
Measurement SW	OPEN SAR V2.1	Calibration Due: N/A

C. SAR Measurement Results

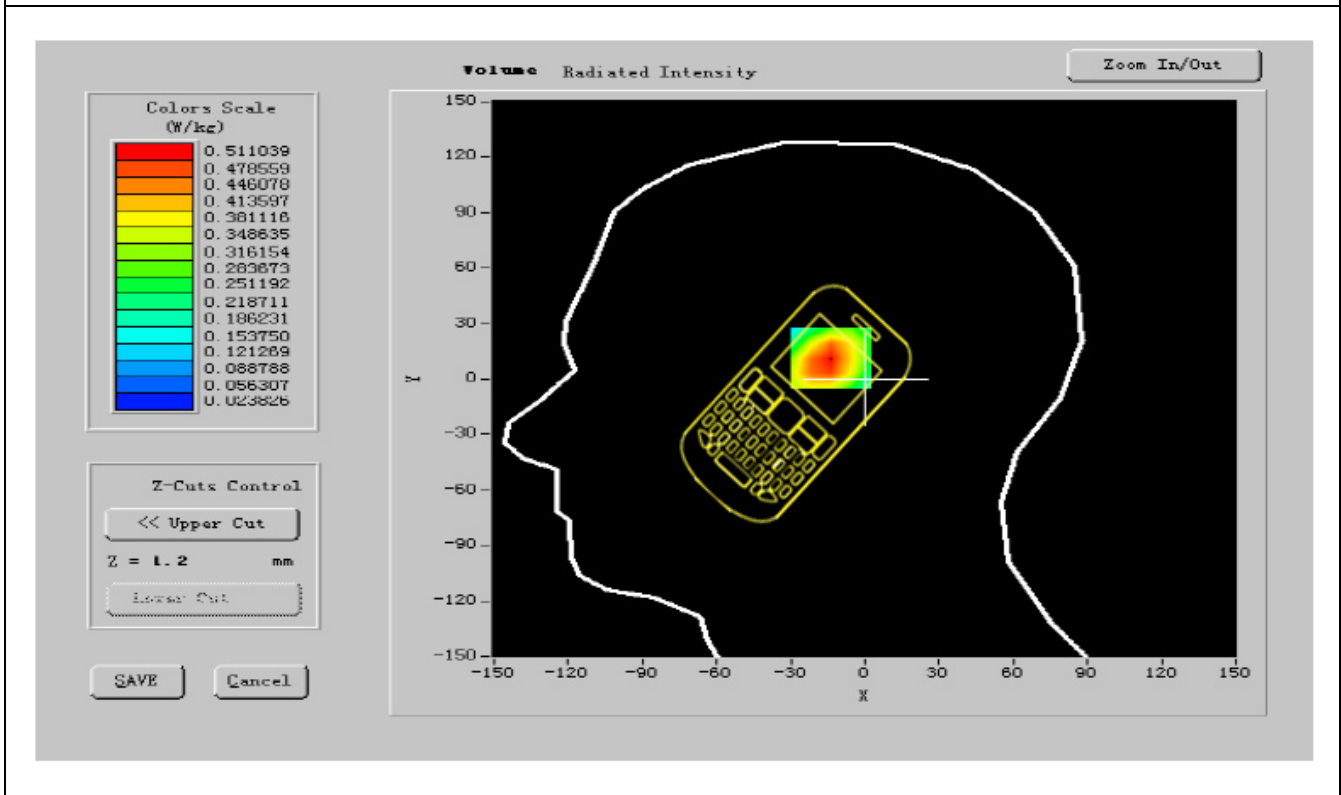
Frequency (MHz)	1850.200000
Relative permittivity (real part)	40.213000
Relative permittivity (imaginary part)	13.584900
Conductivity (S/m)	1.410528
Variation (%)	-1.220000
Ambient Temperature:	21 °C
Liquid Temperature:	20.4 °C
ConvF:	41.05, 42.35, 55.45
Crest factor:	1:8

SURFACE SAR





VOLUME SAR



Maximum location: X=-13.00, Y=-3.00

SAR 10g (W/Kg)	0.630107
SAR 1g (W/Kg)	0.411473

Z Axis Scan

Z(mm)	0.00	4.00	9.00	14.00	19.00	24.00	29.00
SAR (W/kg)	0.0000	0.4733	0.3122	0.1894	0.1224	0.0687	0.0081



MEASUREMENT 2

Date of measurement: 01/24/2011

Area Scan: 7 x 7 x 1 dx=15mm dy=15mm
Zoom Scan: 5 x 5 x 7 dx=5mm dy=5mm dz=5mm
Z Axis Scan: 1 x 1 x 21 dx=20mm dy=20mm dz=5mm

A. Experimental conditions.

Phantom File	zinf15.txt, Adaptive 2 max
Phantom	Right head
Device Position	Cheek
Band	GSM1900
Channels	Middle
Signal	GSM

B. Instrumentations.

PC	HP (Pentium(R) V3.06GHz, SN:375052-AA1)	Calibration Due: N/A
Wireless Communication Test Set	R&S (CMU200, SN:B23-03291)	Calibration Due: 05/25/2011
Network Analyzer	Agilent(E5071B, MY42301382)	Calibration Due: 03/24/2011
Voltmeter	Keithley (2000, SN:1015843)	Calibration Due: 05/25/2011
Signal Generator	Agilent (E8257C, SN:MY43321570)	Calibration Due: 03/24/2011
Amplifier	Mini-Circuits (ZHL-42, SN:110405)	Calibration Due: 07/29/2011
Power Meter	Agilent (E4416A, SN:QB41292714)	Calibration Due: 03/24/2011
Probe	Antennessa (SN:SN_1109_EP_100)	Calibration Due: 05/04/2011
DIPOLE 1900	Antennessa (DIPG35,SN 48/05)	Calibration Due: 02/09/2011
Phantom	Antennessa (SN:SN41_05_SAM29)	Calibration Due: N/A
Liquid	Antennessa	Calibration Due: N/A
Measurement SW	OPEN SAR V2.1	Calibration Due: N/A

C. SAR Measurement Results

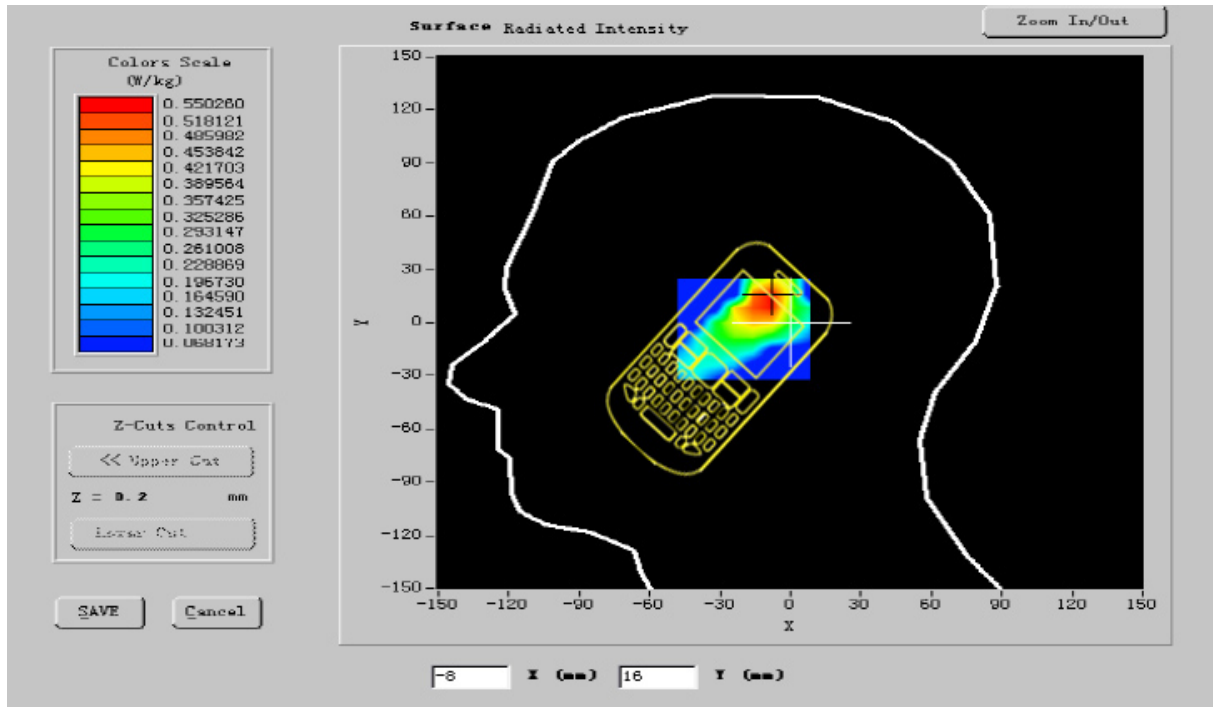
Frequency (MHz)	1880.000000
Relative permittivity (real part)	40.198001
Relative permittivity (imaginary part)	13.813800
Conductivity (S/m)	1.422775
Variation (%)	-0.210000
Ambient Temperature:	21 °C
Liquid Temperature:	20.4 °C
ConvF:	41.05, 42.35, 55.45



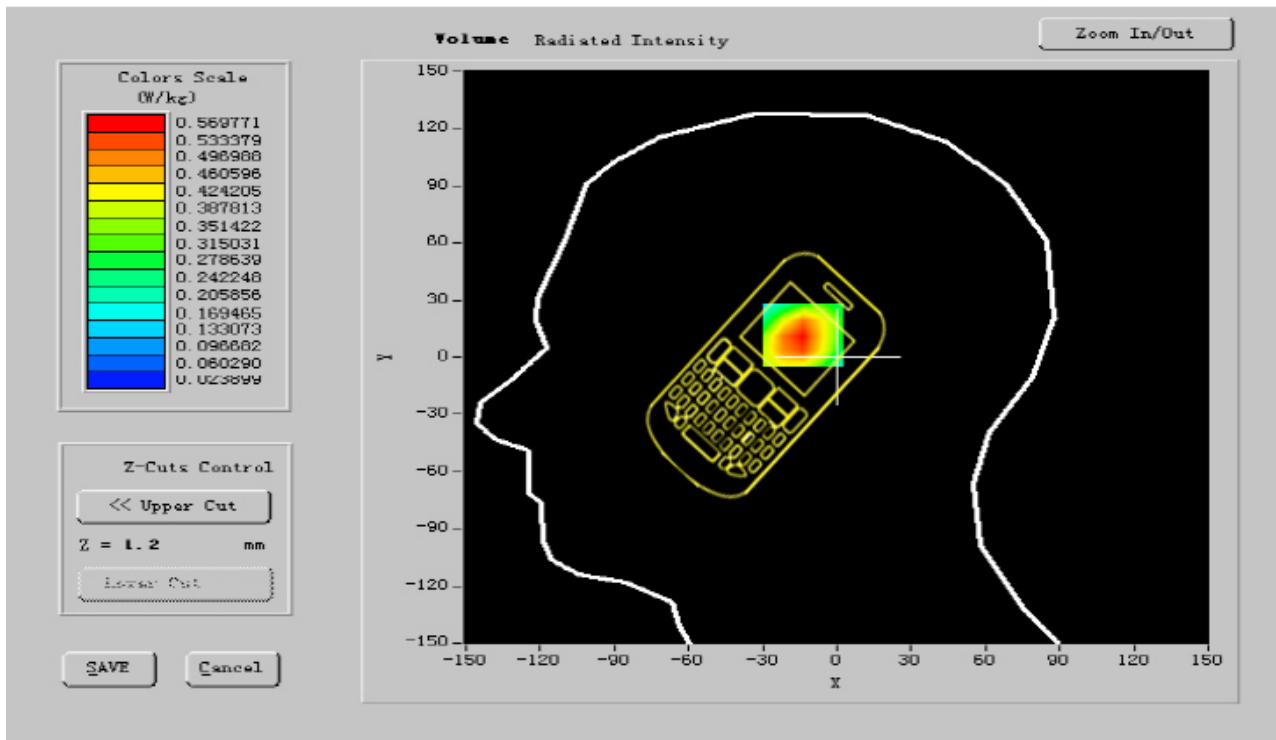
Crest factor:

1:8

SURFACE SAR



VOLUME SAR





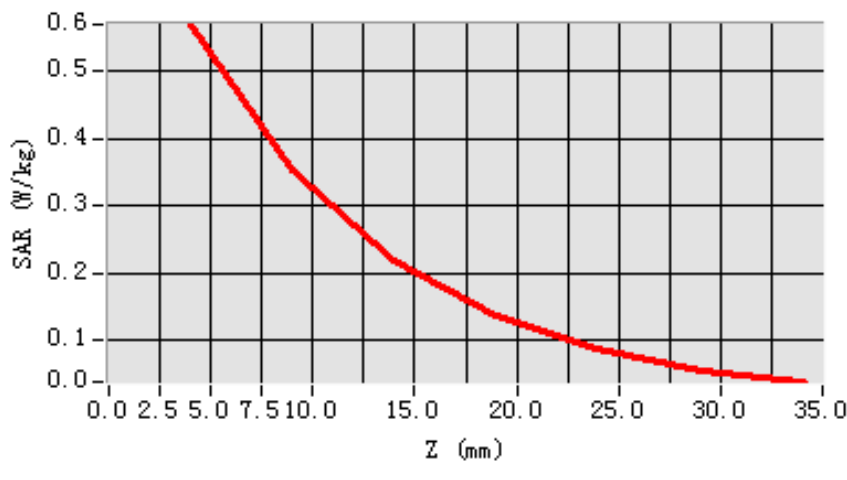
Maximum location: X=-13.00, Y=-3.00

SAR 10g (W/Kg)	0.710147
SAR 1g (W/Kg)	0.499854

Z Axis Scan

Z(mm)	0.00	4.00	9.00	14.00	19.00	24.00	29.00
SAR (W/kg)	0.0000	0.5154	0.3322	0.2294	0.1424	0.0789	0.0031

SAR, Z Axis Scan (X = -10, Y = 12)





MEASUREMENT 3

Date of measurement: 01/24/2011

Area Scan: 7 x 7 x 1

dx=15mm

dy=15mm

Zoom Scan: 5 x 5 x 7

dx=5mm

dy=5mm

dz=5mm

Z Axis Scan: 1 x 1 x 21

dx=20mm

dy=20mm

dz=5mm

A. Experimental conditions.

Phantom File	zinf15.txt, Adaptive 2 max
Phantom	Right head
Device Position	Cheek
Band	GSM1900
Channels	High
Signal	GSM

B. Instrumentations.

PC	HP (Pentium(R) V3.06GHz, SN:375052-AA1)	Calibration Due: N/A
Wireless Communication Test Set	R&S (CMU200, SN:B23-03291)	Calibration Due: 05/25/2011
Network Analyzer	Agilent(E5071B, MY42301382)	Calibration Due: 03/24/2011
Voltmeter	Keithley (2000, SN:1015843)	Calibration Due: 05/25/2011
Signal Generator	Agilent (E8257C, SN:MY43321570)	Calibration Due: 03/24/2011
Amplifier	Mini-Circuits (ZHL-42, SN:110405)	Calibration Due: 07/29/2011
Power Meter	Agilent (E4416A, SN:QB41292714)	Calibration Due: 03/24/2011
Probe	Antennessa (SN:SN_1109_EP_100)	Calibration Due: 05/04/2011
DIPOLE 1900	Antennessa (DIPG35,SN 48/05)	Calibration Due: 02/09/2011
Phantom	Antennessa (SN:SN41_05_SAM29)	Calibration Due: N/A
Liquid	Antennessa	Calibration Due: N/A
Measurement SW	OPEN SAR V2.1	Calibration Due: N/A

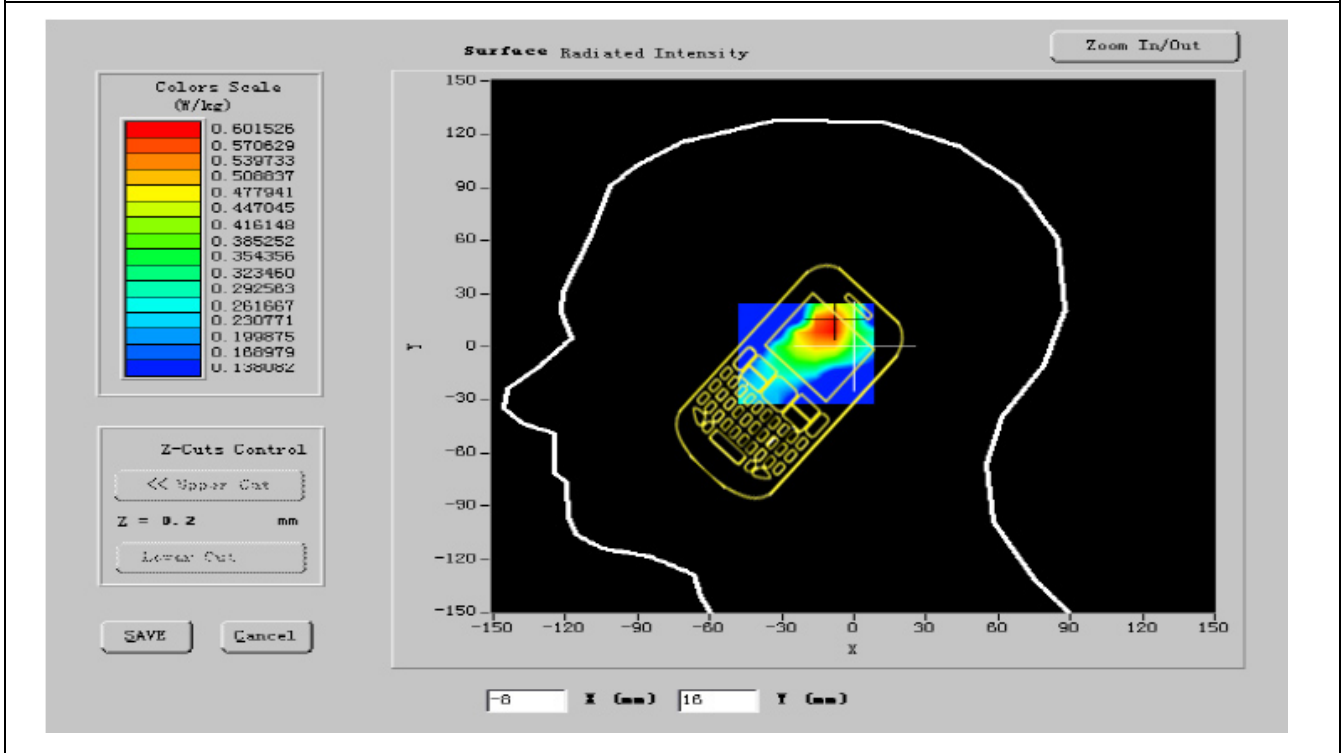
C. SAR Measurement Results

Frequency (MHz)	1909.800000
Relative permittivity (real part)	40.205999
Relative permittivity (imaginary part)	13.669900
Conductivity (S/m)	1.420413
Variation (%)	-0.030000
Ambient Temperature:	21 °C
Liquid Temperature:	20.4 °C

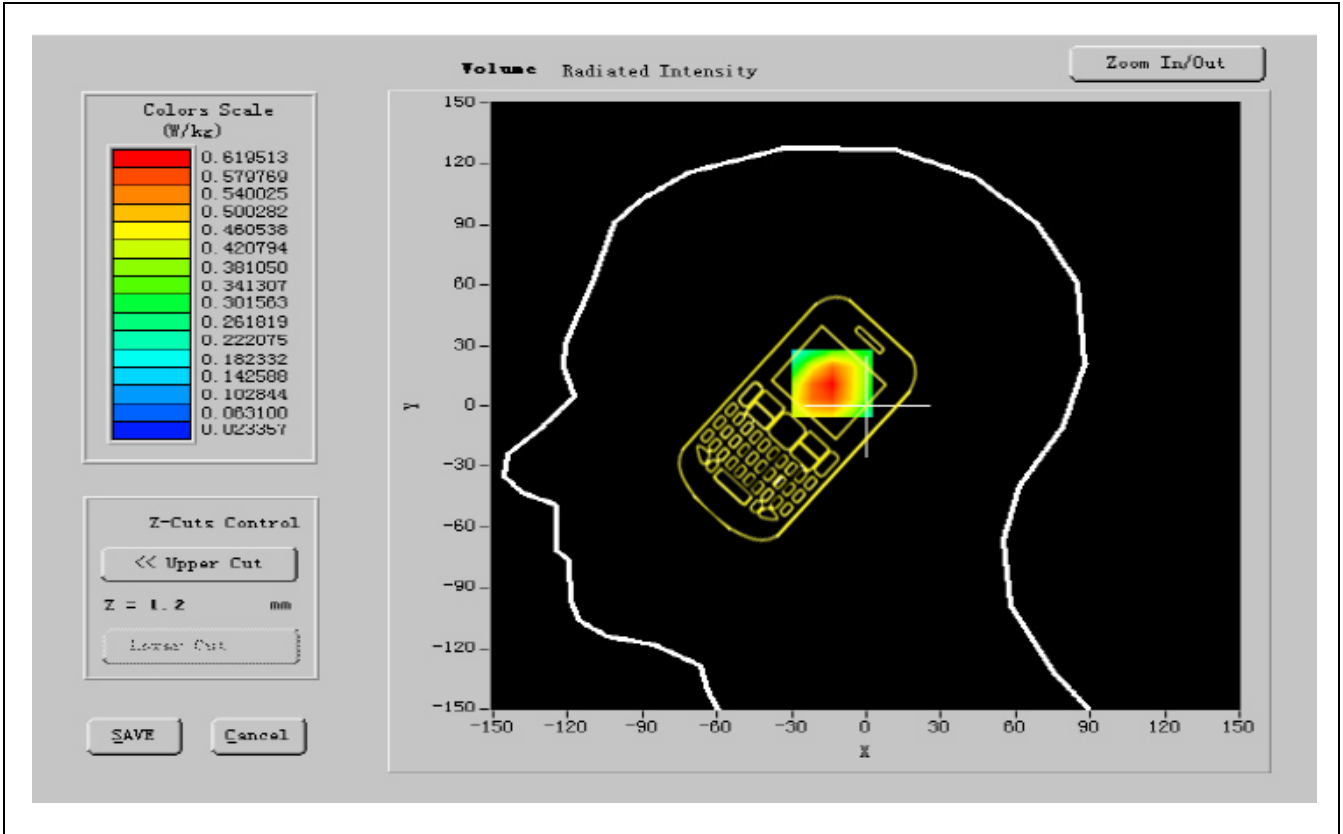


ConvF:	41.05, 42.35, 55.45
Crest factor:	1:8

SURFACE SAR



VOLUME SAR



Maximum location: X=-13.00, Y=-3.00

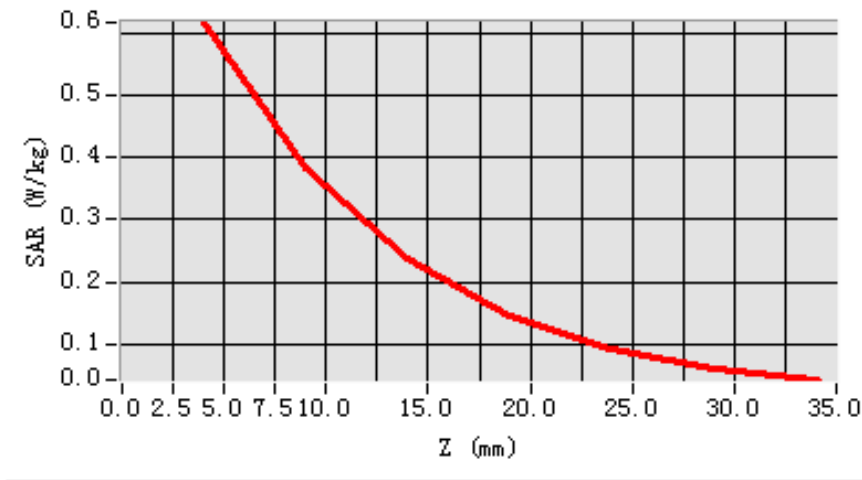
SAR 10g (W/Kg)	0.865124
SAR 1g (W/Kg)	0.535101

Z Axis Scan

Z(mm)	0.00	4.00	9.00	14.00	19.00	24.00	29.00
SAR (W/kg)	0.0000	0.5736	0.3422	0.2264	0.1724	0.0889	0.0021



SAR, Z Axis Scan (X = -10, Y = 12)



MEASUREMENT 4

Date of measurement: 01/24/2011

Area Scan: 7 x 7 x 1

dx=15mm

dy=15mm

Zoom Scan: 5 x 5 x 7

dx=5mm

dy=5mm

dz=5mm

Z Axis Scan: 1 x 1 x 21

dx=20mm

dy=20mm

dz=5mm

A. Experimental conditions.

Phantom File	zinf15.txt, Adaptive 2 max
Phantom	Right head
Device Position	Tilt
Band	GSM1900
Channels	Low
Signal	GSM

B. Instrumentations.

PC	HP (Pentium(R) V3.06GHz, SN:375052-AA1)	Calibration Due: N/A
Wireless Communication Test Set	R&S (CMU200, SN:B23-03291)	Calibration Due: 05/25/2011
Network Analyzer	Agilent(E5071B, MY42301382)	Calibration Due: 03/24/2011

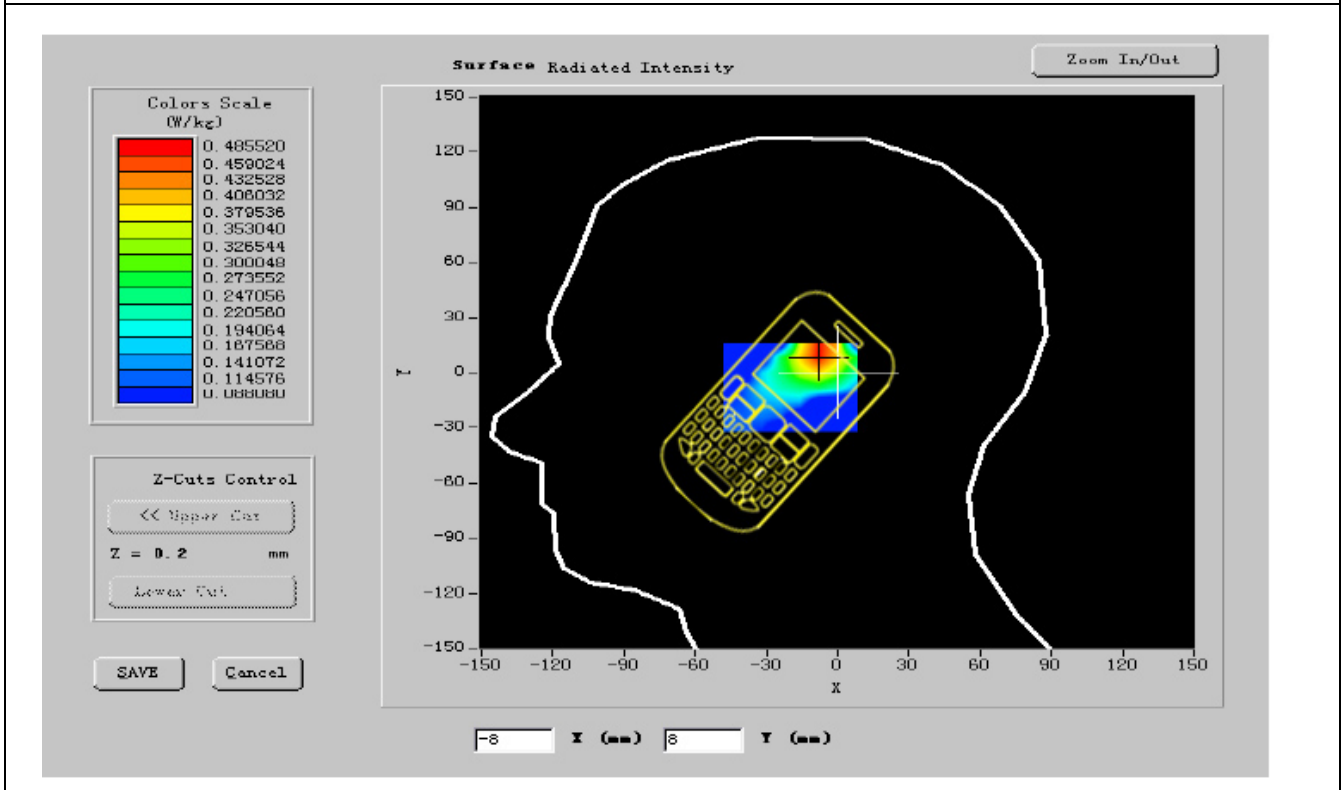


Voltmeter	Keithley (2000, SN:1015843)	Calibration Due: 05/25/2011
Signal Generator	Agilent (E8257C, SN:MY43321570)	Calibration Due: 03/24/2011
Amplifier	Mini-Circuits (ZHL-42, SN:110405)	Calibration Due: 07/29/2011
Power Meter	Agilent (E4416A, SN:QB41292714)	Calibration Due: 03/24/2011
Probe	Antennessa (SN:SN_1109_EP_100)	Calibration Due: 05/04/2011
DIPOLE 1900	Antennessa (DIPG35,SN 48/05)	Calibration Due: 02/09/2011
Phantom	Antennessa (SN:SN41_05_SAM29)	Calibration Due: N/A
Liquid	Antennessa	Calibration Due: N/A
Measurement SW	OPEN SAR V2.1	Calibration Due: N/A

C. SAR Measurement Results

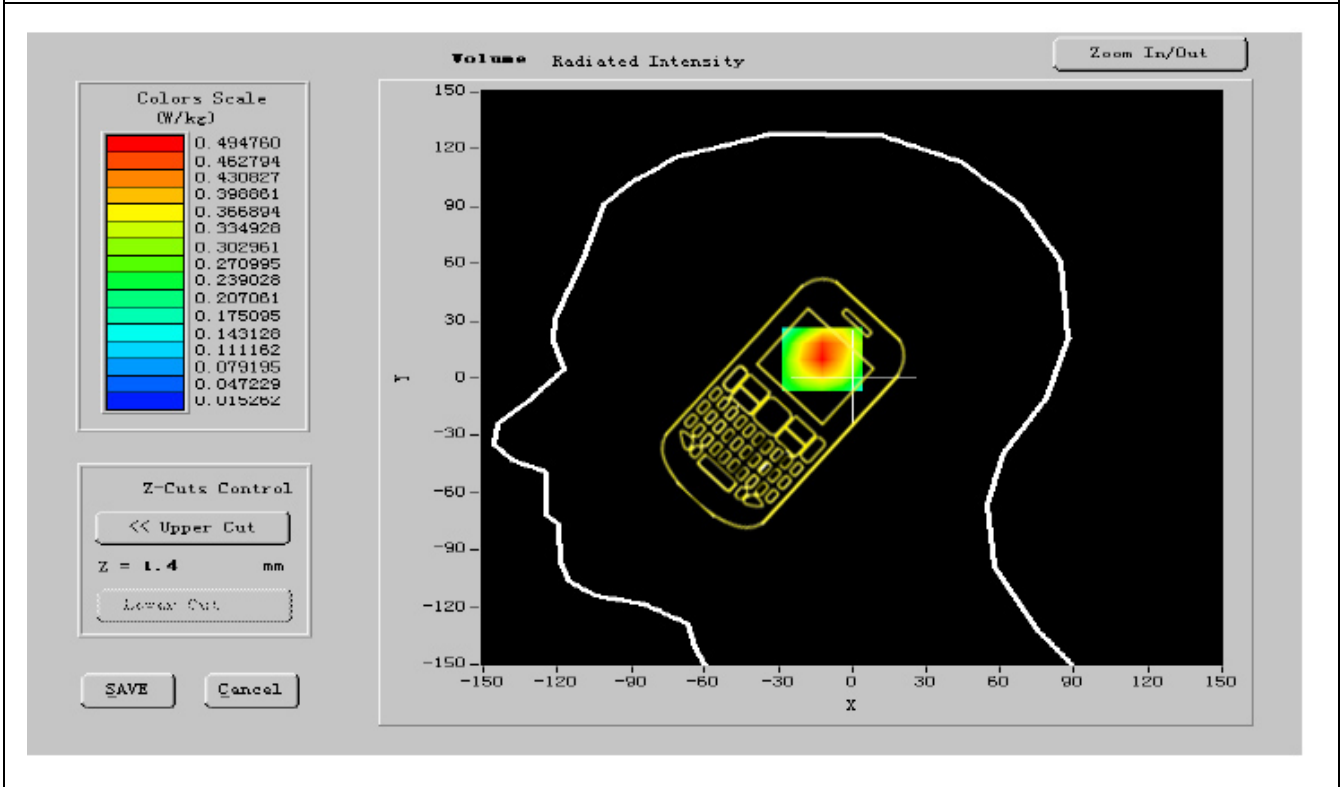
Frequency (MHz)	1850.200000
Relative permittivity (real part)	40.213000
Relative permittivity (imaginary part)	13.584900
Conductivity (S/m)	1.426657
Variation (%)	-1.400000
Ambient Temperature:	21 °C
Liquid Temperature:	20.4 °C
ConvF:	41.05, 42.35, 55.45
Crest factor:	1:8

SURFACE SAR





VOLUME SAR



Maximum location: X=-13.00, Y=-3.00

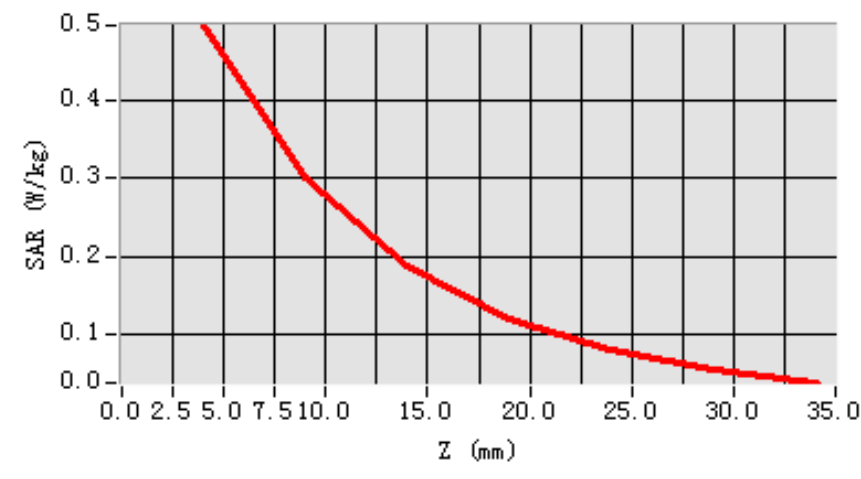
SAR 10g (W/Kg)	0.732140
SAR 1g (W/Kg)	0.412445

Z Axis Scan

Z(mm)	0.00	4.00	9.00	14.00	19.00	24.00	29.00
SAR (W/kg)	0.0000	0.4563	0.2922	0.1864	0.1124	0.0787	0.0011



SAR, Z Axis Scan (X = -8, Y = 10)



MEASUREMENT 5

Date of measurement: 01/24/2011

Area Scan: 7 x 7 x 1

dx=15mm

dy=15mm

Zoom Scan: 5 x 5 x 7

dx=5mm

dy=5mm

dz=5mm

Z Axis Scan: 1 x 1 x 21

dx=20mm

dy=20mm

dz=5mm

A. Experimental conditions.

Phantom File	zinf15.txt, Adaptive 2 max
Phantom	Right head
Device Position	Tilt
Band	GSM1900
Channels	Middle
Signal	GSM

B. Instrumentations.

PC	HP (Pentium(R) V3.06GHz, SN:375052-AA1)	Calibration Due: N/A
Wireless Communication	R&S (CMU200, SN:B23-03291)	Calibration Due: 05/25/2011

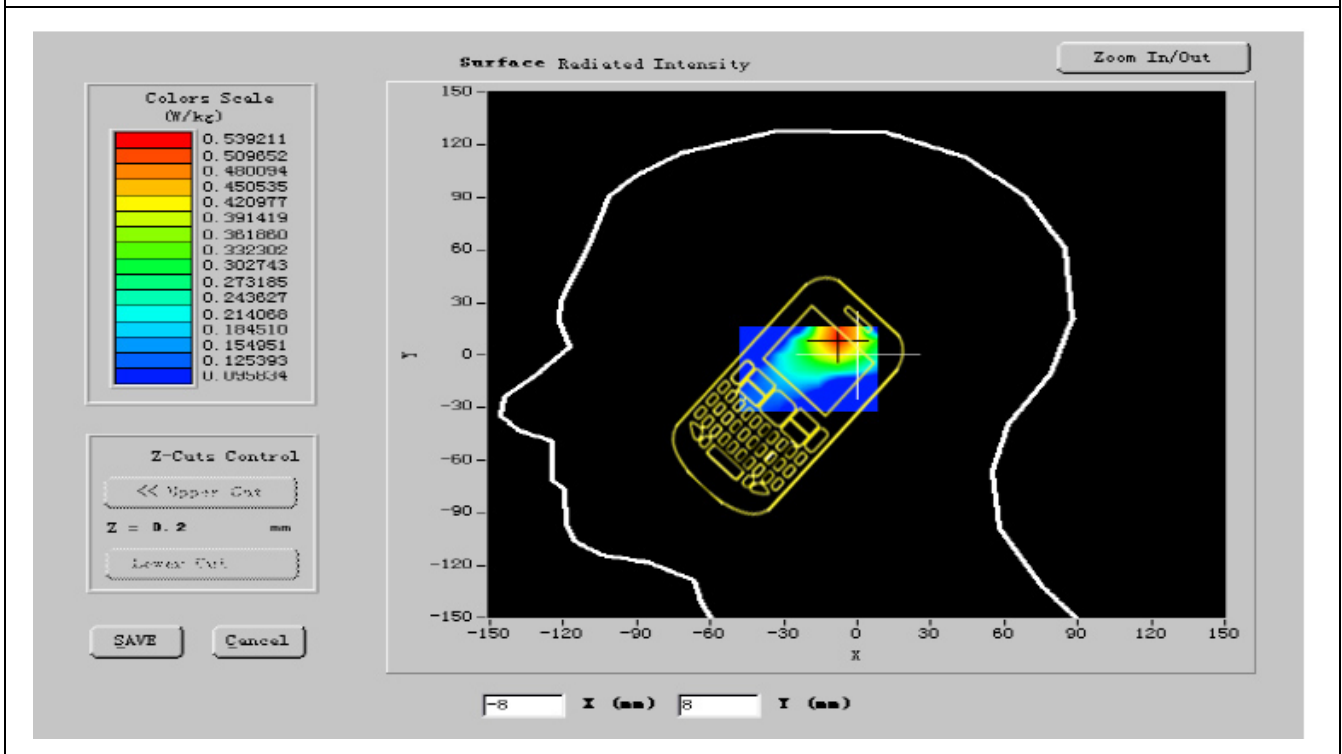


Test Set		
Network Analyzer	Agilent(E5071B, MY42301382)	Calibration Due: 03/24/2011
Voltmeter	Keithley (2000, SN:1015843)	Calibration Due: 05/25/2011
Signal Generator	Agilent (E8257C, SN:MY43321570)	Calibration Due: 03/24/2011
Amplifier	Mini-Circuits (ZHL-42, SN:110405)	Calibration Due: 07/29/2011
Power Meter	Agilent (E4416A, SN:QB41292714)	Calibration Due: 03/24/2011
Probe	Antennessa (SN:SN_1109_EP_100)	Calibration Due: 05/04/2011
DIPOLE 1900	Antennessa (DIPG35,SN 48/05)	Calibration Due: 02/09/2011
Phantom	Antennessa (SN:SN41_05_SAM29)	Calibration Due: N/A
Liquid	Antennessa	Calibration Due: N/A
Measurement SW	OPEN SAR V2.1	Calibration Due: N/A

C. SAR Measurement Results

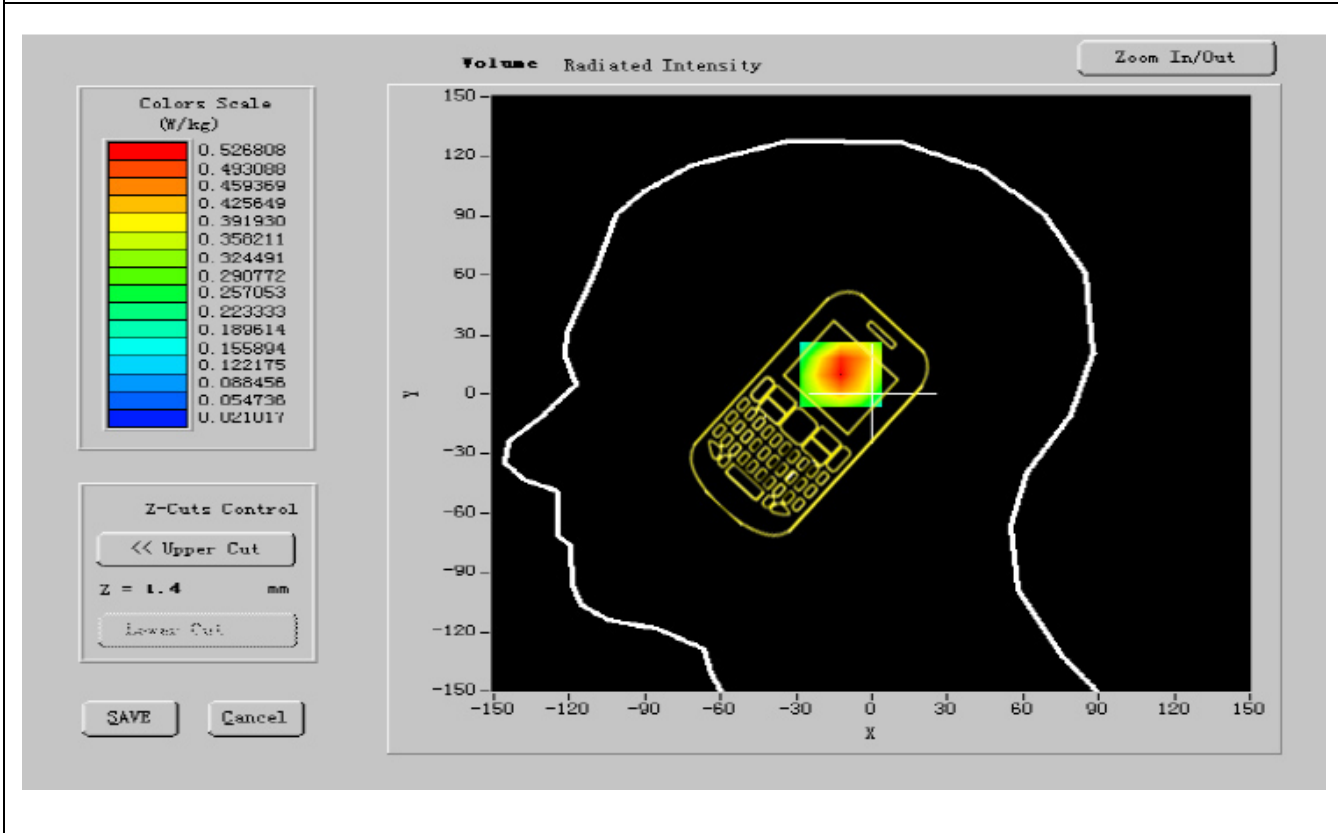
Frequency (MHz)	1880.000000
Relative permittivity (real part)	40.193001
Relative permittivity (imaginary part)	13.813800
Conductivity (S/m)	1.422173
Variation (%)	-0.420000
Ambient Temperature:	21 °C
Liquid Temperature:	20.4 °C
ConvF:	41.05, 42.35, 55.45
Crest factor:	1:8

SURFACE SAR





VOLUME SAR



Maximum location: X=-13.00, Y=-3.00

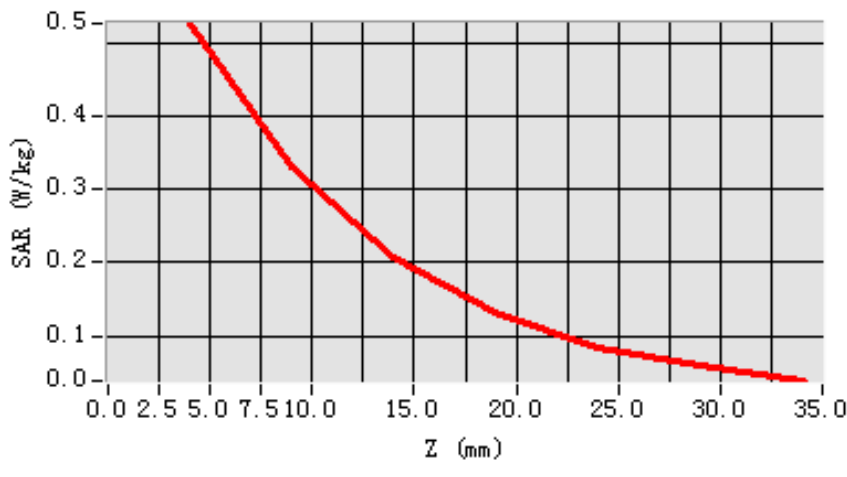
SAR 10g (W/Kg)	0.541278
SAR 1g (W/Kg)	0.354475

Z Axis Scan

Z(mm)	0.00	4.00	9.00	14.00	19.00	24.00	29.00
SAR (W/kg)	0.0000	0.4818	0.3622	0.2064	0.1324	0.0887	0.0411



SAR, Z Axis Scan (X = -8, Y = 10)



MEASUREMENT 6

Date of measurement: 01/24/2011

Area Scan: 7 x 7 x 1

dx=15mm

dy=15mm

Zoom Scan: 5 x 5 x 7

dx=5mm

dy=5mm

dz=5mm

Z Axis Scan: 1 x 1 x 21

dx=20mm

dy=20mm

dz=5mm

A. Experimental conditions.

Phantom File	zinf15.txt, Adaptive 2 max
Phantom	Right head
Device Position	Tilt
Band	GSM1900
Channels	High
Signal	GSM

B. Instrumentations.

PC	HP (Pentium(R) V3.06GHz, SN:375052-AA1)	Calibration Due: N/A
Wireless Communication	R&S (CMU200, SN:B23-03291)	Calibration Due: 05/25/2011

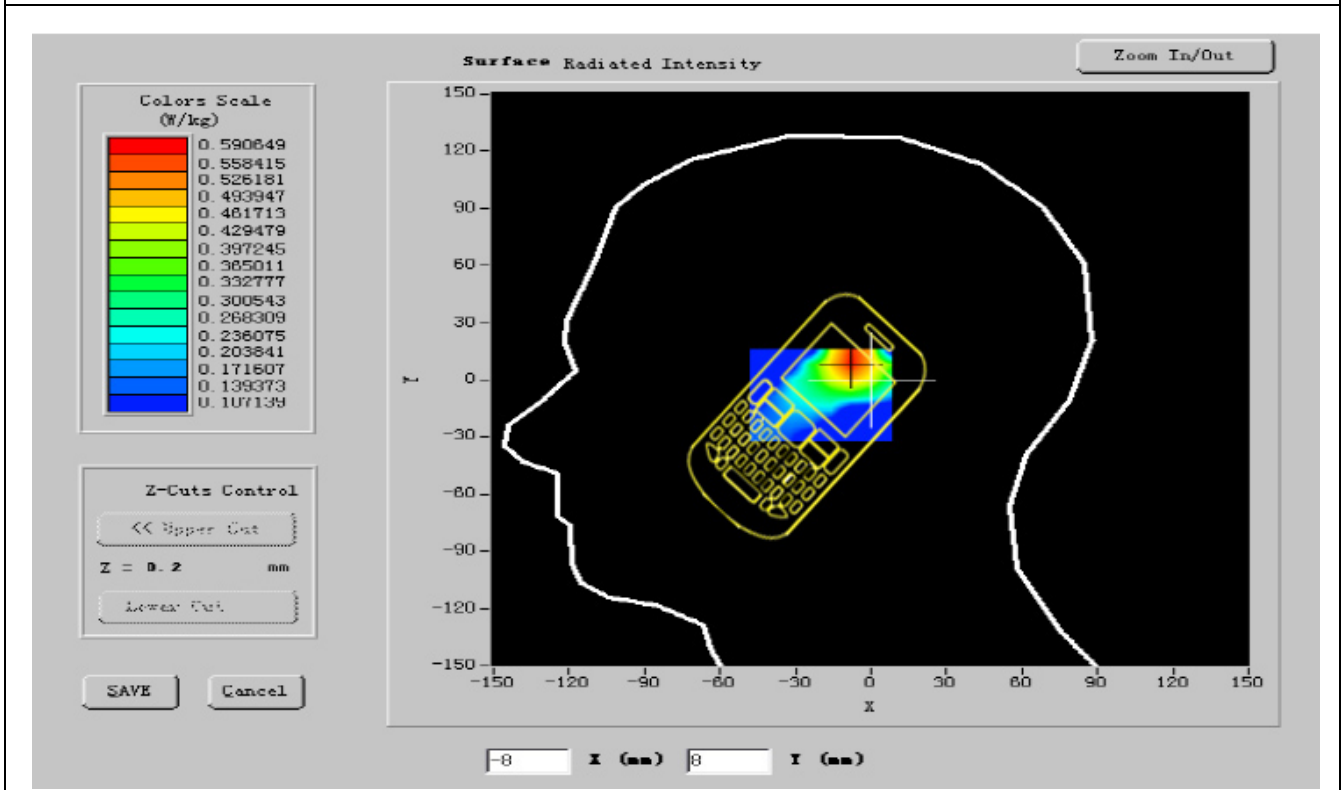


Test Set		
Network Analyzer	Agilent(E5071B, MY42301382)	Calibration Due: 03/24/2011
Voltmeter	Keithley (2000, SN:1015843)	Calibration Due: 05/25/2011
Signal Generator	Agilent (E8257C, SN:MY43321570)	Calibration Due: 03/24/2011
Amplifier	Mini-Circuits (ZHL-42, SN:110405)	Calibration Due: 07/29/2011
Power Meter	Agilent (E4416A, SN:QB41292714)	Calibration Due: 03/24/2011
Probe	Antennessa (SN:SN_1109_EP_100)	Calibration Due: 05/04/2011
DIPOLE 1900	Antennessa (DIPG35,SN 48/05)	Calibration Due: 02/09/2011
Phantom	Antennessa (SN:SN41_05_SAM29)	Calibration Due: N/A
Liquid	Antennessa	Calibration Due: N/A
Measurement SW	OPEN SAR V2.1	Calibration Due: N/A

C. SAR Measurement Results

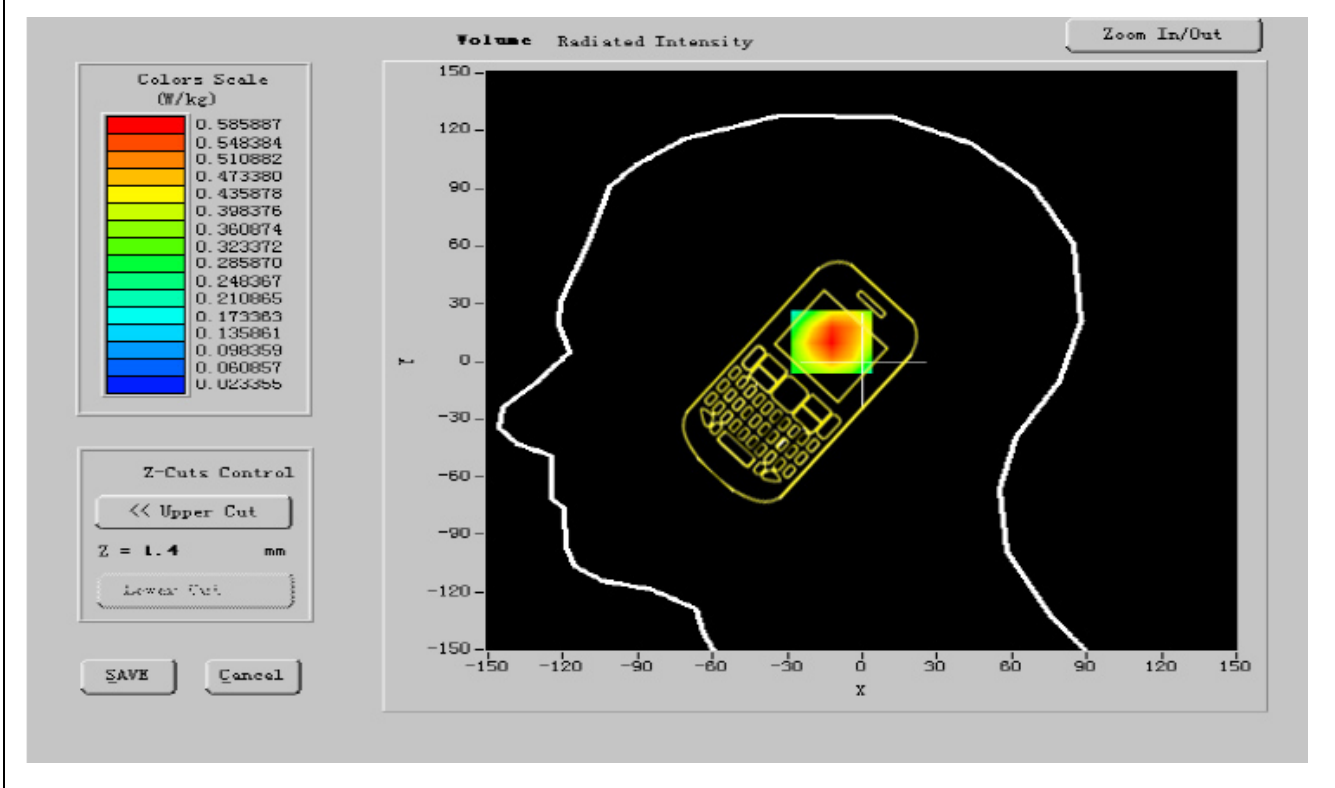
Frequency (MHz)	1909.800000
Relative permittivity (real part)	40.205999
Relative permittivity (imaginary part)	13.669900
Conductivity (S/m)	1.400224
Variation (%)	-1.500000
Ambient Temperature:	21 °C
Liquid Temperature:	20.4 °C
ConvF:	41.05, 42.35, 55.45
Crest factor:	1:8

SURFACE SAR





VOLUME SAR



Maximum location: X=-13.00, Y=-3.00

SAR 10g (W/Kg)	0.578421
SAR 1g (W/Kg)	0.334845

Z Axis Scan

Z(mm)	0.00	4.00	9.00	14.00	19.00	24.00	29.00
SAR (W/kg)	0.0000	0.5359	0.3622	0.2064	0.1324	0.0864	0.0432



MEASUREMENT 7

Date of measurement: 01/24/2011

Area Scan: 7 x 7 x 1 dx=15mm dy=15mm
Zoom Scan: 5 x 5 x 7 dx=5mm dy=5mm dz=5mm
Z Axis Scan: 1 x 1 x 21 dx=20mm dy=20mm dz=5mm

A. Experimental conditions.

Phantom File	zinf15.txt, Adaptive 2 max
Phantom	Left head
Device Position	Cheek
Band	GSM1900
Channels	Low
Signal	GSM

B. Instrumentations.

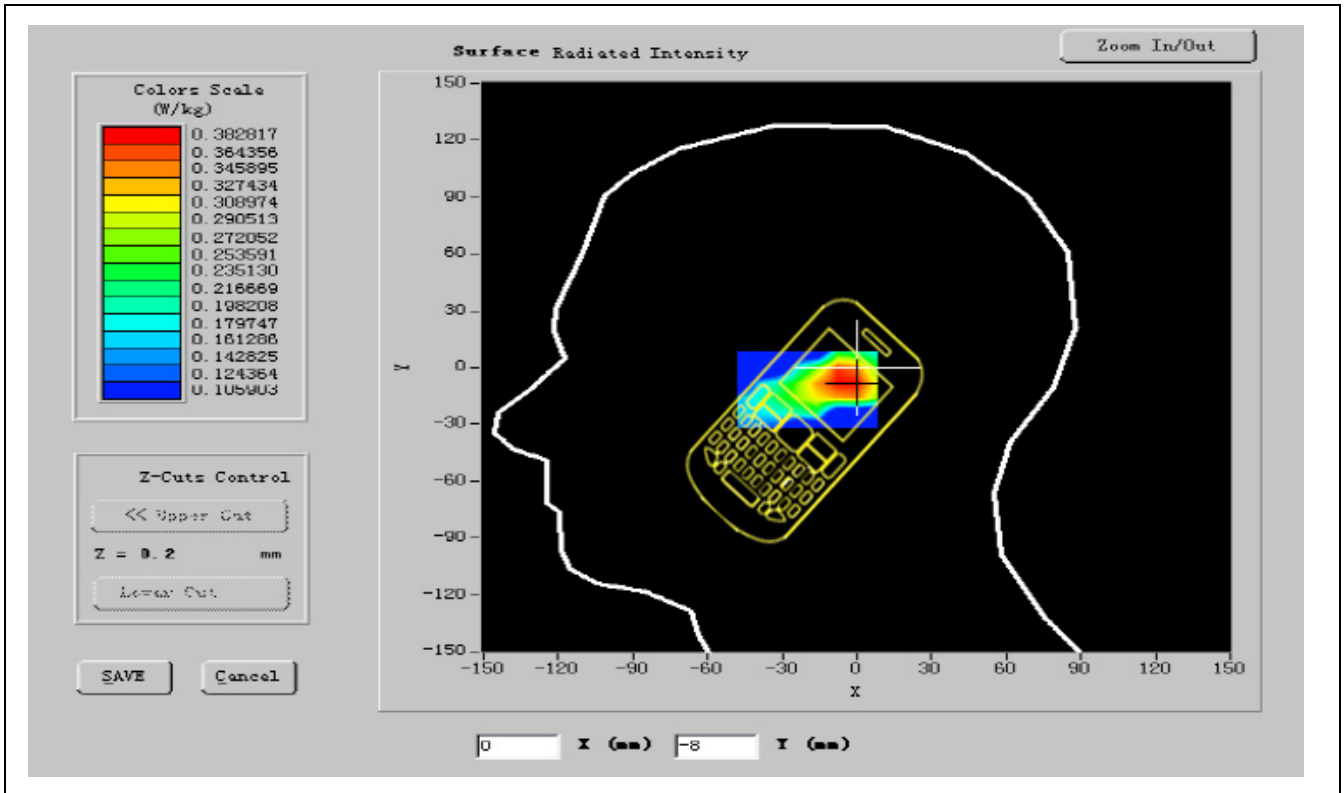
PC	HP (Pentium(R) V3.06GHz, SN:375052-AA1)	Calibration Due: N/A
-----------	--	-----------------------------



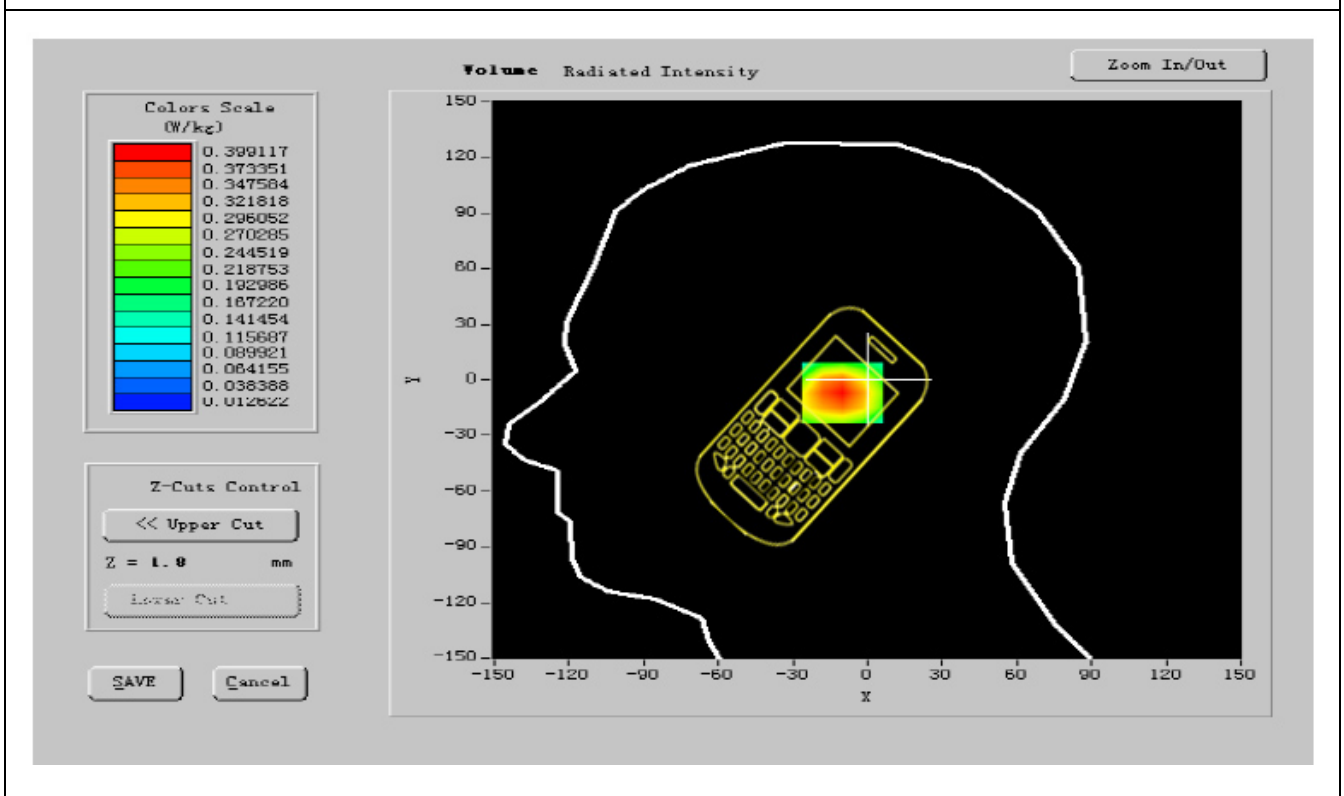
Wireless Communication Test Set	R&S (CMU200, SN:B23-03291)	Calibration Due: 05/25/2011
Network Analyzer	Agilent(E5071B, MY42301382)	Calibration Due: 03/24/2011
Voltmeter	Keithley (2000, SN:1015843)	Calibration Due: 05/25/2011
Signal Generator	Agilent (E8257C, SN:MY43321570)	Calibration Due: 03/24/2011
Amplifier	Mini-Circuits (ZHL-42, SN:110405)	Calibration Due: 07/29/2011
Power Meter	Agilent (E4416A, SN:QB41292714)	Calibration Due: 03/24/2011
Probe	Antennessa (SN:SN_1109_EP_100)	Calibration Due: 05/04/2011
DIPOLE 1900	Antennessa (DIPG35,SN 48/05)	Calibration Due: 02/09/2011
Phantom	Antennessa (SN:SN41_05_SAM29)	Calibration Due: N/A
Liquid	Antennessa	Calibration Due: N/A
Measurement SW	OPEN SAR V2.1	Calibration Due: N/A

C. SAR Measurement Results

Frequency (MHz)	1850.200000
Relative permittivity (real part)	40.313000
Relative permittivity (imaginary part)	13.584900
Conductivity (S/m)	1.416528
Variation (%)	0.400000
Ambient Temperature:	21 °C
Liquid Temperature:	20.4°C
ConvF:	41.05, 42.35, 55.45
Crest factor:	1:8
SURFACE SAR	



VOLUME SAR





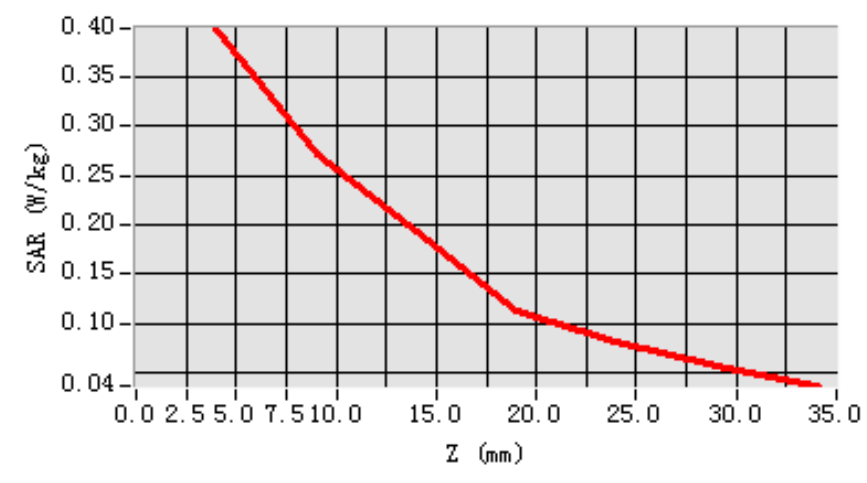
Maximum location: X=-13.00, Y=-3.00

SAR 10g (W/Kg)	0.630124
SAR 1g (W/Kg)	0.530201

Z Axis Scan

Z(mm)	0.00	4.00	9.00	14.00	19.00	24.00	29.00
SAR (W/kg)	0.0000	0.3610	0.2622	0.1764	0.1524	0.0764	0.0476

SAR, Z Axis Scan (X = -3, Y = -7)





MEASUREMENT 8

Date of measurement: 01/24/2011

Area Scan: 7 x 7 x 1

dx=15mm

dy=15mm

Zoom Scan: 5 x 5 x 7

dx=5mm

dy=5mm

dz=5mm

Z Axis Scan: 1 x 1 x 21

dx=20mm

dy=20mm

dz=5mm

A. Experimental conditions.

Phantom File	zinf15.txt, Adaptive 2 max
Phantom	Left head
Device Position	Cheek
Band	GSM1900
Channels	Middle
Signal	GSM

B. Instrumentations.

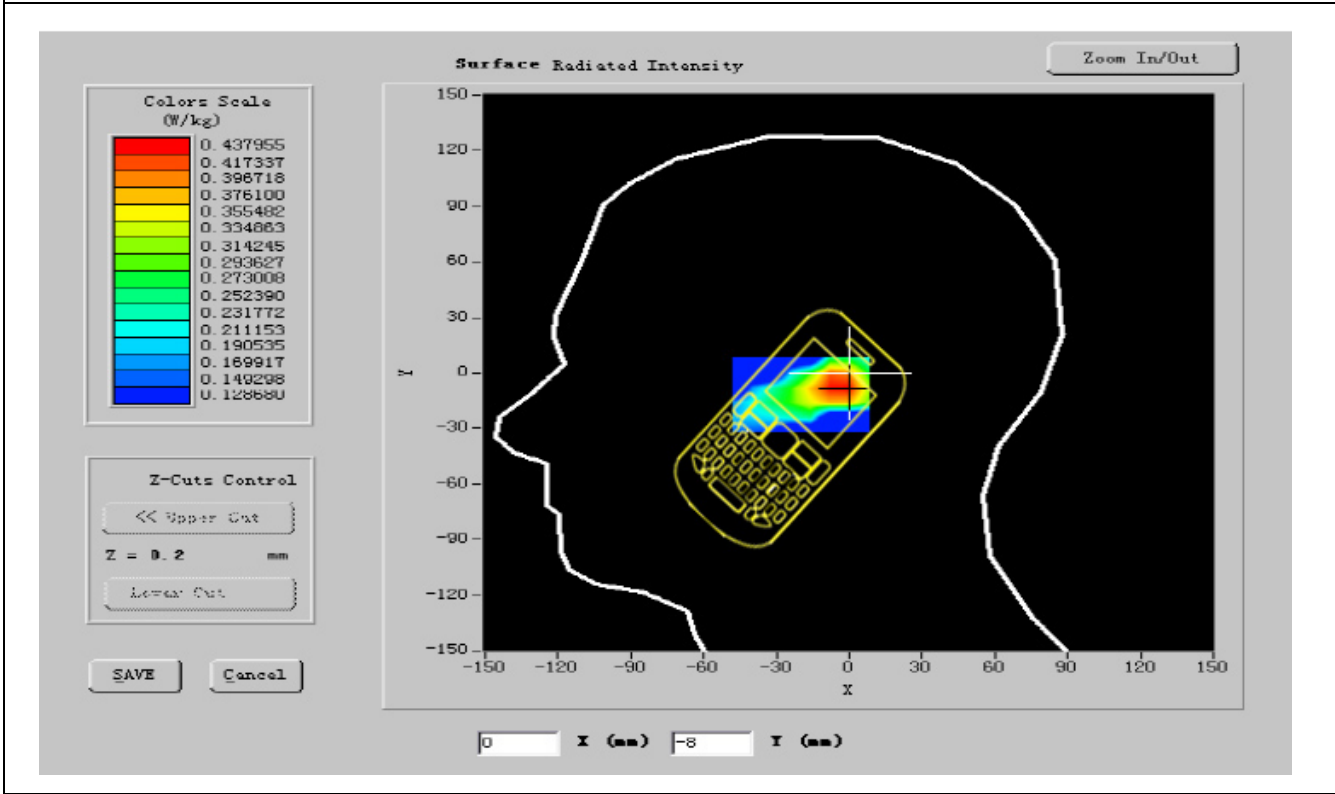
PC	HP (Pentium(R) V3.06GHz, SN:375052-AA1)	Calibration Due: N/A
Wireless Communication Test Set	R&S (CMU200, SN:B23-03291)	Calibration Due: 05/25/2011
Network Analyzer	Agilent(E5071B, MY42301382)	Calibration Due: 03/24/2011
Voltmeter	Keithley (2000, SN:1015843)	Calibration Due: 05/25/2011
Signal Generator	Agilent (E8257C, SN:MY43321570)	Calibration Due: 03/24/2011
Amplifier	Mini-Circuits (ZHL-42, SN:110405)	Calibration Due: 07/29/2011
Power Meter	Agilent (E4416A, SN:QB41292714)	Calibration Due: 03/24/2011
Probe	Antennessa (SN:SN_1109_EP_100)	Calibration Due: 05/04/2011
DIPOLE 1900	Antennessa (DIPG35,SN 48/05)	Calibration Due: 02/09/2011
Phantom	Antennessa (SN:SN41_05_SAM29)	Calibration Due: N/A
Liquid	Antennessa	Calibration Due: N/A
Measurement SW	OPEN SAR V2.1	Calibration Due: N/A

C. SAR Measurement Results

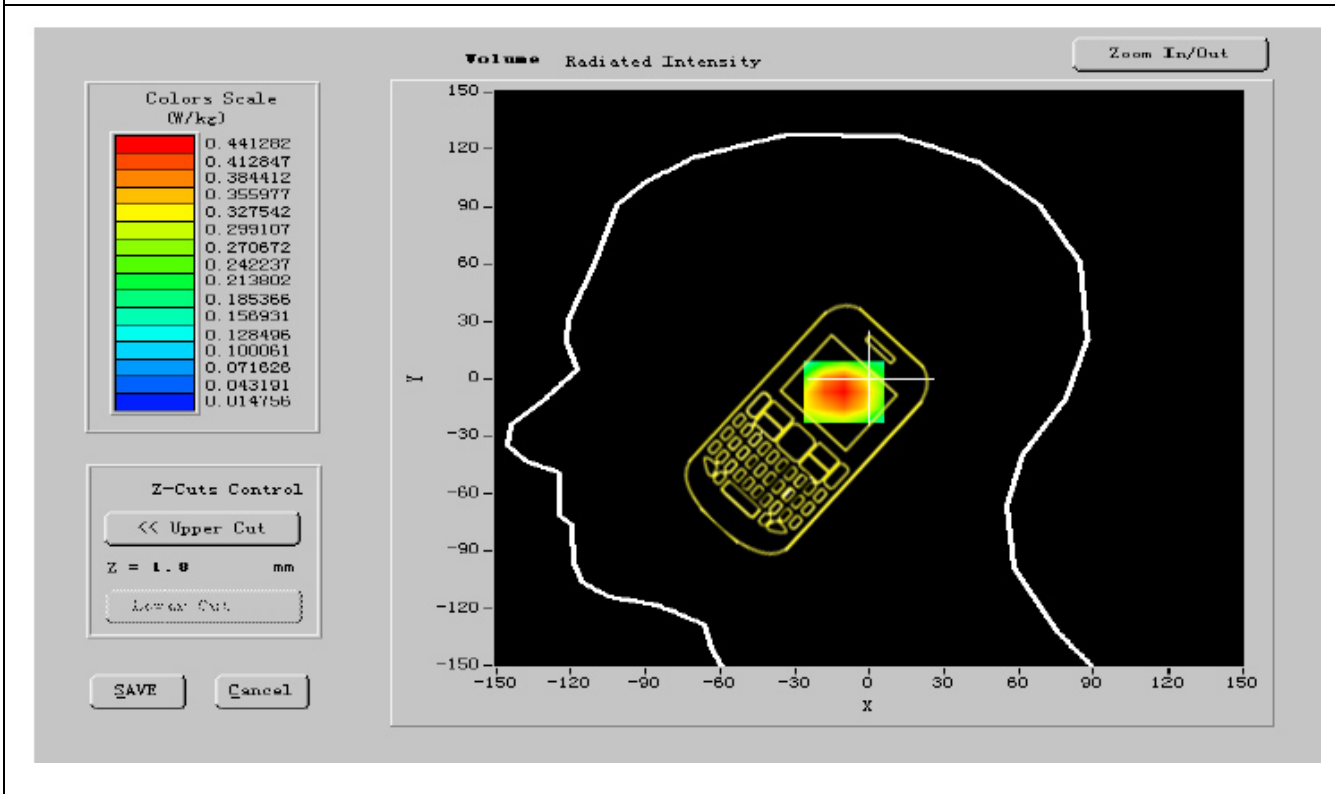
Frequency (MHz)	1880.000000
Relative permittivity (real part)	40.193001
Relative permittivity (imaginary part)	13.813800
Conductivity (S/m)	1.412324
Variation (%)	1.300000
Ambient Temperature:	21 °C
Liquid Temperature:	20.4 °C
ConvF:	41.05, 42.35, 55.45
Crest factor:	1:8



SURFACE SAR



VOLUME SAR





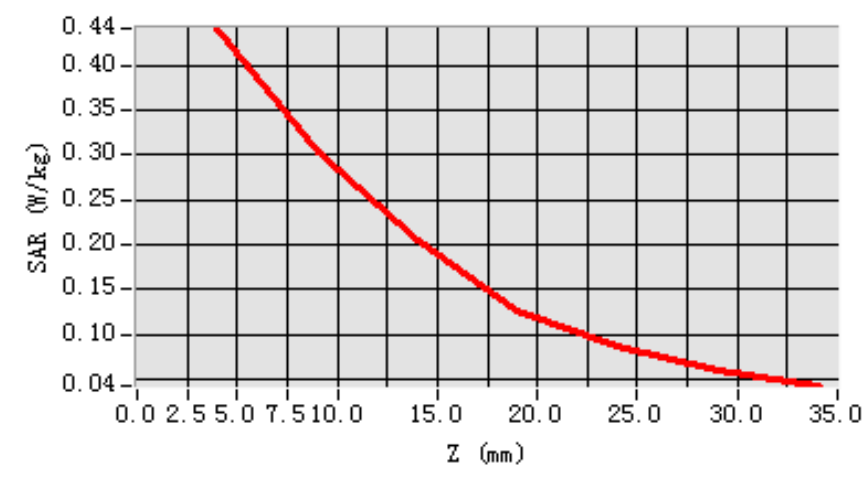
Maximum location: X=-13.00, Y=-3.00

SAR 10g (W/Kg)	0.632148
SAR 1g (W/Kg)	0.453129

Z Axis Scan

Z(mm)	0.00	4.00	9.00	14.00	19.00	24.00	29.00
SAR (W/kg)	0.0000	0.4233	0.2622	0.1764	0.1324	0.0664	0.0444

SAR, Z Axis Scan (X = -3, Y = -7)





MEASUREMENT 9

Date of measurement: 01/24/2011

Area Scan: 7 x 7 x 1

dx=15mm

dy=15mm

Zoom Scan: 5 x 5 x 7

dx=5mm

dy=5mm

dz=5mm

Z Axis Scan: 1 x 1 x 21

dx=20mm

dy=20mm

dz=5mm

A. Experimental conditions.

Phantom File	zinf15.txt, Adaptive 2 max
Phantom	Left head
Device Position	Cheek
Band	GSM1900
Channels	High
Signal	GSM

B. Instrumentations.

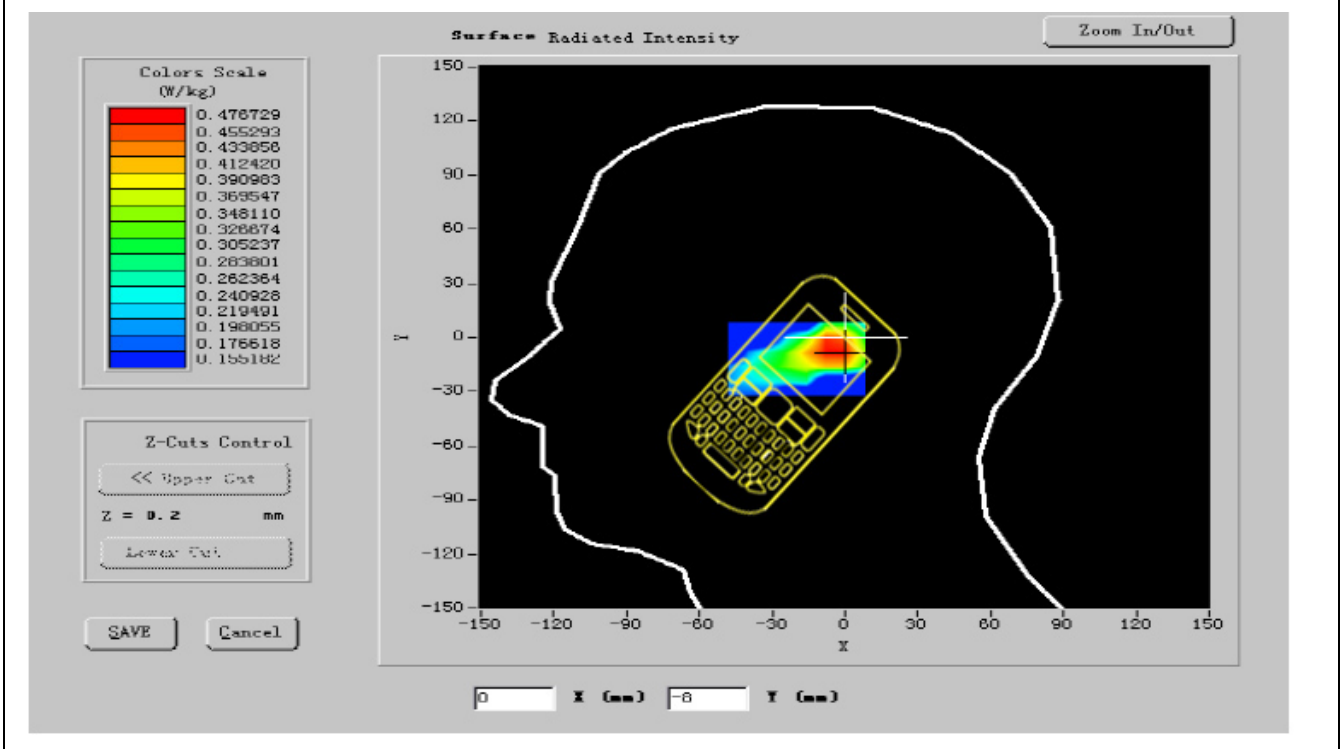
PC	HP (Pentium(R) V3.06GHz, SN:375052-AA1)	Calibration Due: N/A
Wireless Communication Test Set	R&S (CMU200, SN:B23-03291)	Calibration Due: 05/25/2011
Network Analyzer	Agilent(E5071B, MY42301382)	Calibration Due: 03/24/2011
Voltmeter	Keithley (2000, SN:1015843)	Calibration Due: 05/25/2011
Signal Generator	Agilent (E8257C, SN:MY43321570)	Calibration Due: 03/24/2011
Amplifier	Mini-Circuits (ZHL-42, SN:110405)	Calibration Due: 07/29/2011
Power Meter	Agilent (E4416A, SN:QB41292714)	Calibration Due: 03/24/2011
Probe	Antennessa (SN:SN_1109_EP_100)	Calibration Due: 05/04/2011
DIPOLE 1900	Antennessa (DIPG35,SN 48/05)	Calibration Due: 02/09/2011
Phantom	Antennessa (SN:SN41_05_SAM29)	Calibration Due: N/A
Liquid	Antennessa	Calibration Due: N/A
Measurement SW	OPEN SAR V2.1	Calibration Due: N/A

C. SAR Measurement Results

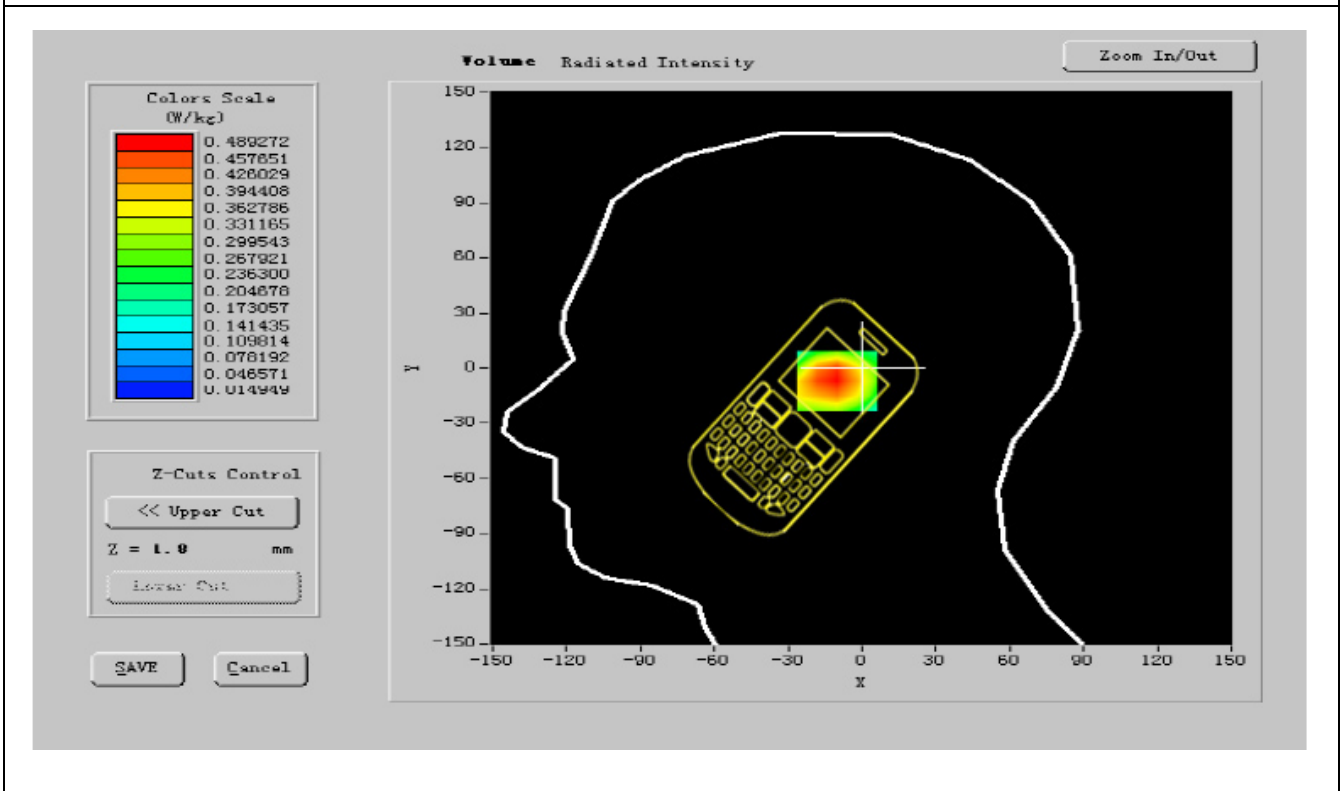
Frequency (MHz)	1909.800000
Relative permittivity (real part)	40.285999
Relative permittivity (imaginary part)	13.669900
Conductivity (S/m)	1.410242
Variation (%)	0.400000
Ambient Temperature:	21 °C
Liquid Temperature:	20.4 °C
ConvF:	41.05, 42.35, 55.45
Crest factor:	1:8



SURFACE SAR



VOLUME SAR





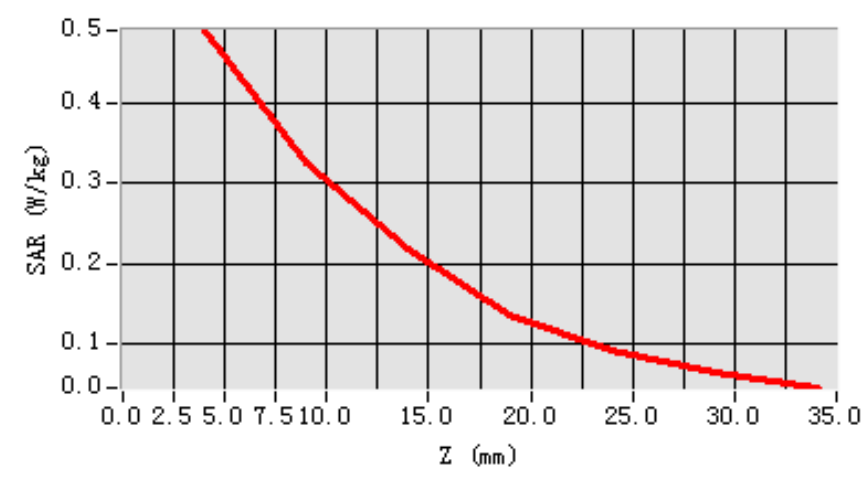
Maximum location: X=-13.00, Y=-3.00

SAR 10g (W/Kg)	0.987412
SAR 1g (W/Kg)	0.553874

Z Axis Scan

Z(mm)	0.00	4.00	9.00	14.00	19.00	24.00	29.00
SAR (W/kg)	0.0000	0.4490	0.3222	0.2164	0.1824	0.0864	0.0354

SAR, Z Axis Scan (X = -3, Y = -7)





MEASUREMENT 10

Date of measurement: 01/24/2011

Area Scan: 7 x 7 x 1 dx=15mm dy=15mm
Zoom Scan: 5 x 5 x 7 dx=5mm dy=5mm dz=5mm
Z Axis Scan: 1 x 1 x 21 dx=20mm dy=20mm dz=5mm

A. Experimental conditions.

Phantom File	zinf15.txt, Adaptive 2 max
Phantom	Left head
Device Position	Tilt
Band	GSM1900
Channels	Low
Signal	GSM

B. Instrumentations.

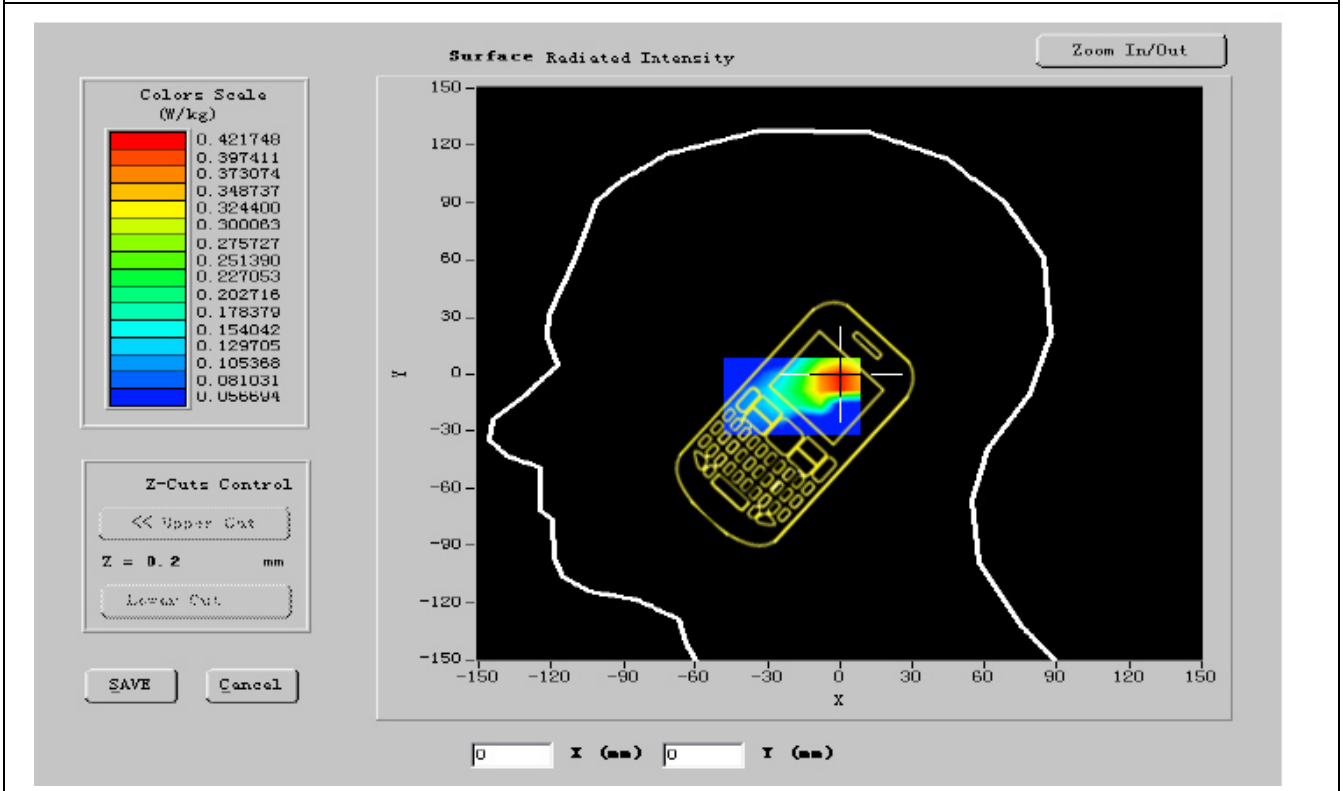
PC	HP (Pentium(R) V3.06GHz, SN:375052-AA1)	Calibration Due: N/A
Wireless Communication Test Set	R&S (CMU200, SN:B23-03291)	Calibration Due: 05/25/2011
Network Analyzer	Agilent(E5071B, MY42301382)	Calibration Due: 03/24/2011
Voltmeter	Keithley (2000, SN:1015843)	Calibration Due: 05/25/2011
Signal Generator	Agilent (E8257C, SN:MY43321570)	Calibration Due: 03/24/2011
Amplifier	Mini-Circuits (ZHL-42, SN:110405)	Calibration Due: 07/29/2011
Power Meter	Agilent (E4416A, SN:QB41292714)	Calibration Due: 03/24/2011
Probe	Antennessa (SN:SN_1109_EP_100)	Calibration Due: 05/04/2011
DIPOLE 1900	Antennessa (DIPG35,SN 48/05)	Calibration Due: 02/09/2011
Phantom	Antennessa (SN:SN41_05_SAM29)	Calibration Due: N/A
Liquid	Antennessa	Calibration Due: N/A
Measurement SW	OPEN SAR V2.1	Calibration Due: N/A

C. SAR Measurement Results

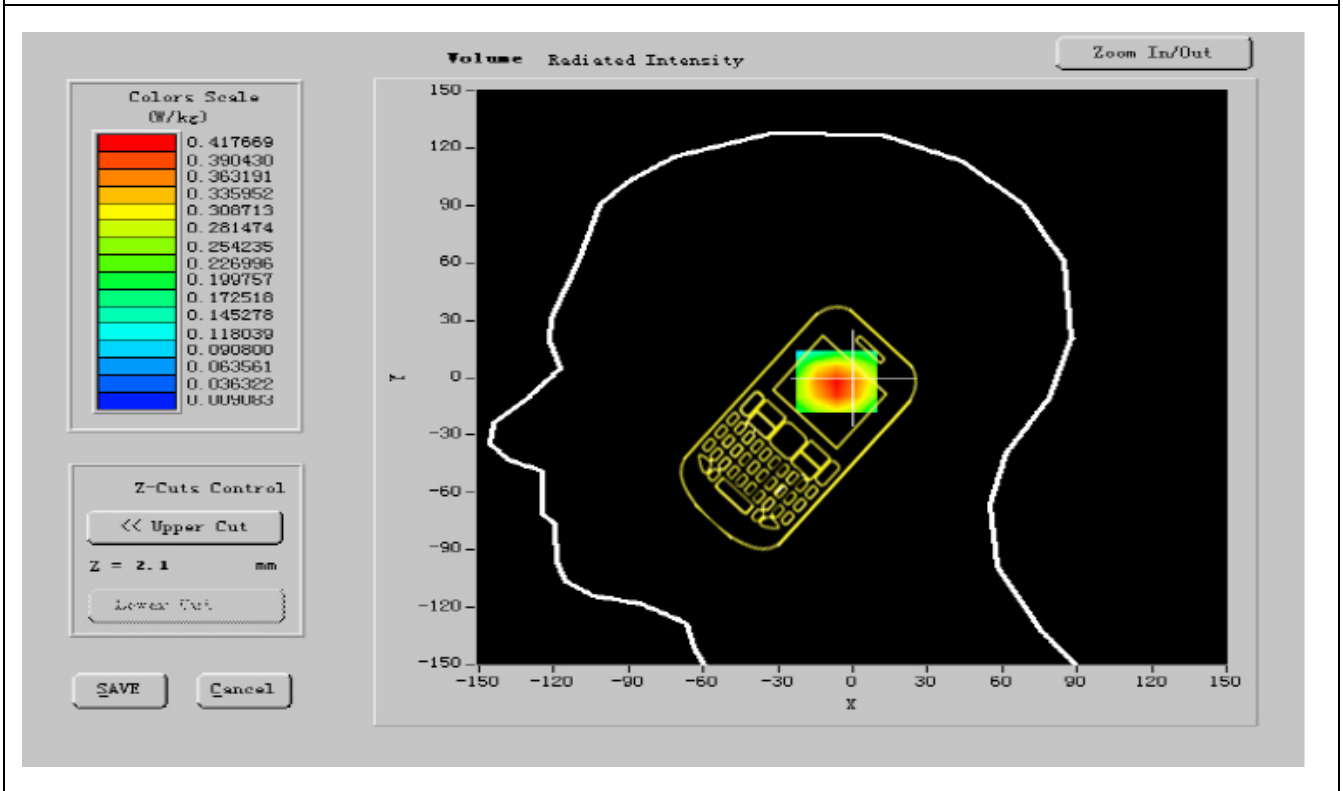
Frequency (MHz)	1850.200000
Relative permittivity (real part)	40.313134
Relative permittivity (imaginary part)	13.584900
Conductivity (S/m)	1.416243
Variation (%)	-0.700000
Ambient Temperature:	21 °C
Liquid Temperature:	20.4 °C
ConvF:	41.05, 42.35, 55.45
Crest factor:	1:8



SURFACE SAR



VOLUME SAR





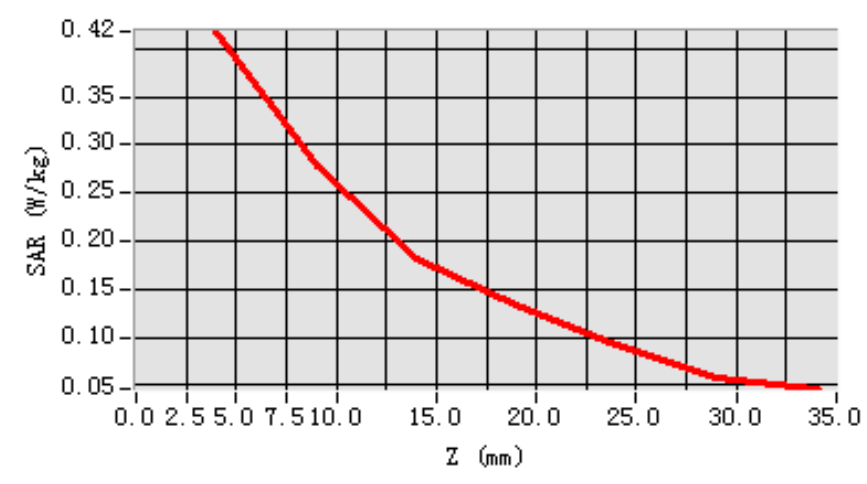
Maximum location: X=-13.00, Y=-3.00

SAR 10g (W/Kg)	0.532108
SAR 1g (W/Kg)	0.374824

Z Axis Scan

Z(mm)	0.00	4.00	9.00	14.00	19.00	24.00	29.00
SAR (W/kg)	0.0000	0.4032	0.3224	0.2134	0.1864	0.0864	0.0554

SAR, Z Axis Scan (X = 0, Y = -2)





MEASUREMENT 11

Date of measurement: 01/24/2011

Area Scan: 7 x 7 x 1

dx=15mm

dy=15mm

Zoom Scan: 5 x 5 x 7

dx=5mm

dy=5mm

dz=5mm

Z Axis Scan: 1 x 1 x 21

dx=20mm

dy=20mm

dz=5mm

A. Experimental conditions.

Phantom File	zinf15.txt, Adaptive 2 max
Phantom	Left head
Device Position	Tilt
Band	GSM1900
Channels	Middle
Signal	GSM

B. Instrumentations.

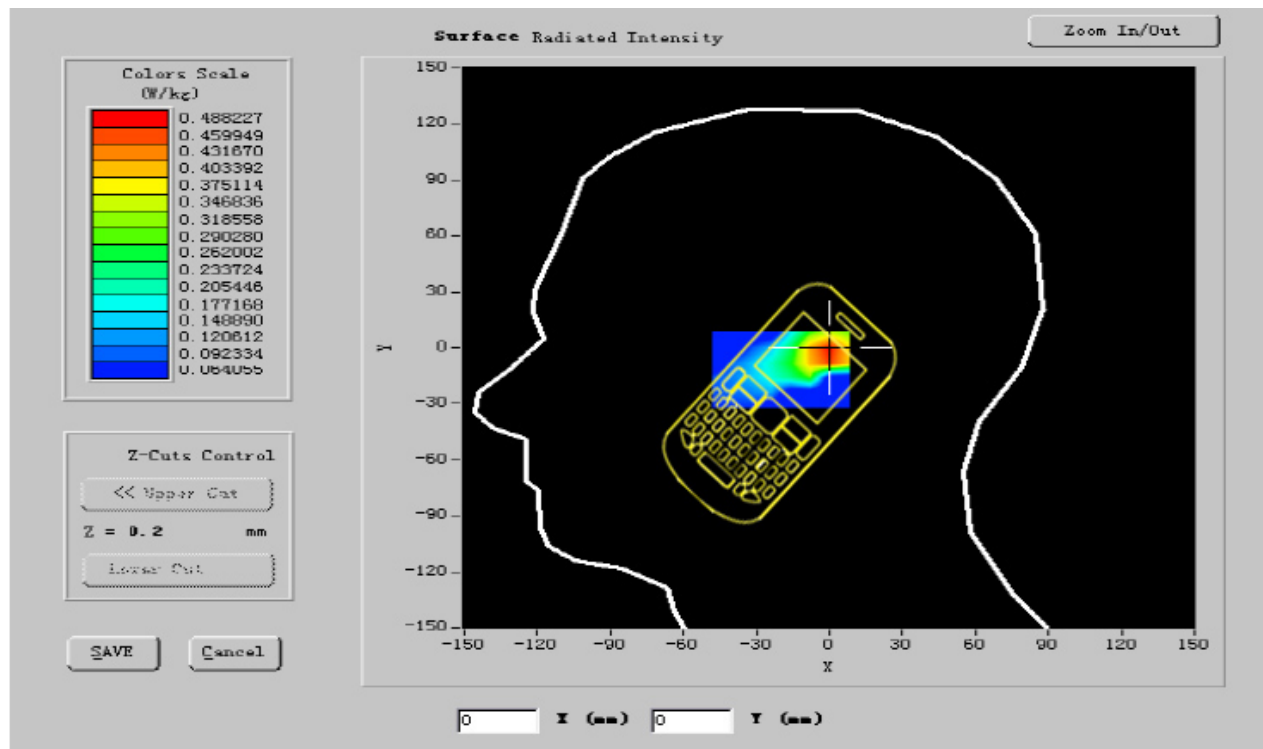
PC	HP (Pentium(R) V3.06GHz, SN:375052-AA1)	Calibration Due: N/A
Wireless Communication Test Set	R&S (CMU200, SN:B23-03291)	Calibration Due: 05/25/2011
Network Analyzer	Agilent(E5071B, MY42301382)	Calibration Due: 03/24/2011
Voltmeter	Keithley (2000, SN:1015843)	Calibration Due: 05/25/2011
Signal Generator	Agilent (E8257C, SN:MY43321570)	Calibration Due: 03/24/2011
Amplifier	Mini-Circuits (ZHL-42, SN:110405)	Calibration Due: 07/29/2011
Power Meter	Agilent (E4416A, SN:QB41292714)	Calibration Due: 03/24/2011
Probe	Antennessa (SN:SN_1109_EP_100)	Calibration Due: 05/04/2011
DIPOLE 1900	Antennessa (DIPG35,SN 48/05)	Calibration Due: 02/09/2011
Phantom	Antennessa (SN:SN41_05_SAM29)	Calibration Due: N/A
Liquid	Antennessa	Calibration Due: N/A
Measurement SW	OPEN SAR V2.1	Calibration Due: N/A

C. SAR Measurement Results

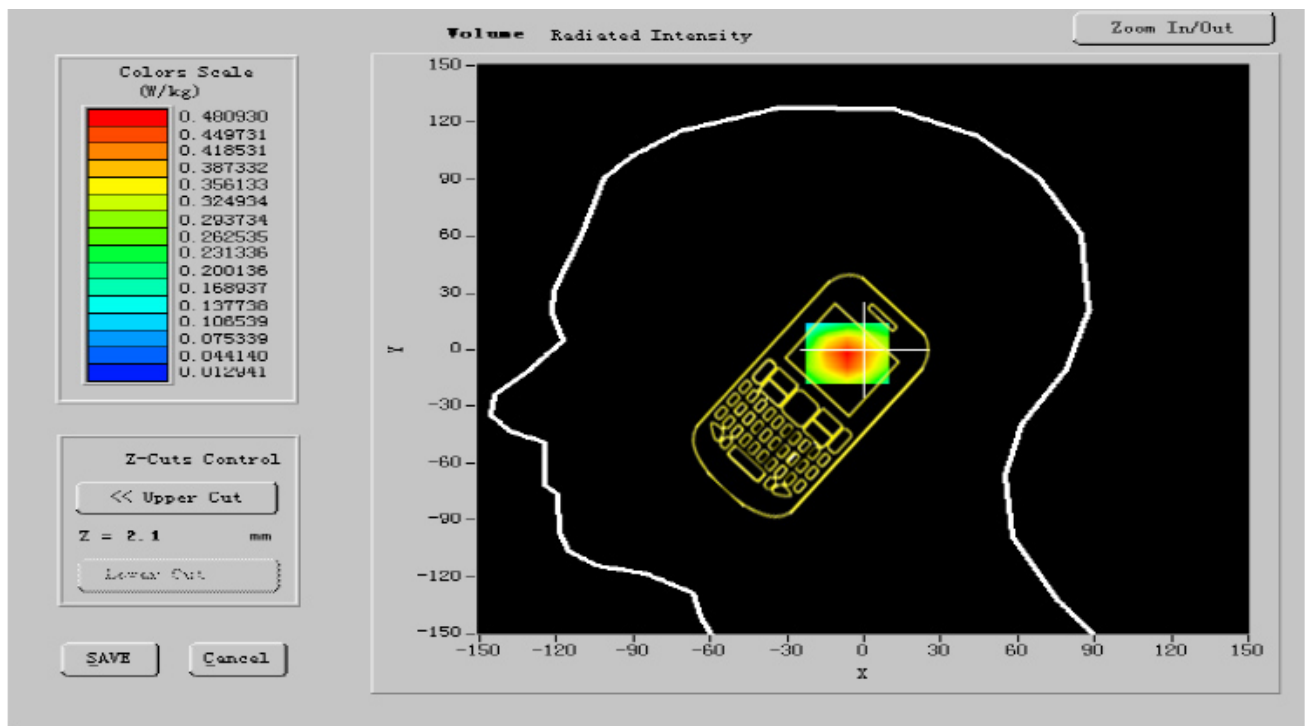
Frequency (MHz)	1880.000000
Relative permittivity (real part)	40.193001
Relative permittivity (imaginary part)	13.813800
Conductivity (S/m)	1.413245
Variation (%)	-1.100000
Ambient Temperature:	21 °C
Liquid Temperature:	20.4 °C
ConvF:	41.05, 42.35, 55.45
Crest factor:	1:8



SURFACE SAR



VOLUME SAR





Maximum location: X=-13.00, Y=-3.00

SAR 10g (W/Kg)	0.641784
SAR 1g (W/Kg)	0.321210

Z Axis Scan

Z(mm)	0.00	4.00	9.00	14.00	19.00	24.00	29.00
SAR (W/kg)	0.0000	0.4468	0.3024	0.1934	0.1564	0.0864	0.0084

SAR, Z Axis Scan (X = 0, Y = -2)

