




## PHOTOS OF TEST SET-UP




Radiated < 30MHz



Radiated emissions 30 - 200MHz




**Radiated emissions 200 - 1000MHz**



**Radiated emissions above 1GHz**





Power line conducted emission - DC