



PHOTOS OF TEST SET-UP




Radiated < 30MHz




Radiated emissions 30 - 200MHz



Radiated emissions 200 - 1000MHz





Radiated emissions above 1GHz



Powerline conducted emission – DC port