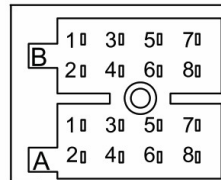


**FCC STATEMENT**

This device complies with Part 15 of the FCC Rules. Operation is subject to the following two conditions:  
 (1) This device may not cause harmful interference, and  
 (2) This device must accept any interference received, including interference that may cause undesired operation.



SPEAKER OUTPUT	
No.	Pin Definition
B1	Rear Right+/Purple
B2	Rear Right-/Purple and Black
B3	Front Right+/Gray
B4	Front Right-/Gray and Black
B5	Front Left+/White
B6	Front Left-/White and Black
B7	Rear Left+/Green
B8	Rear Left-/Green and Black

POWER / LINE-OUT	
No.	Pin Definition
A1	NC
A2	NC
A3	Telmute/Brown and Black
A4	ACC-IN/Red
A5	ANT REMOTE/Blue and White
A6	ILLUMINATION/Pink
A7	Battery/Yellow
A8	Ground/Black

24V --- 7A max Ⓞ GROUND



10R-04 3070



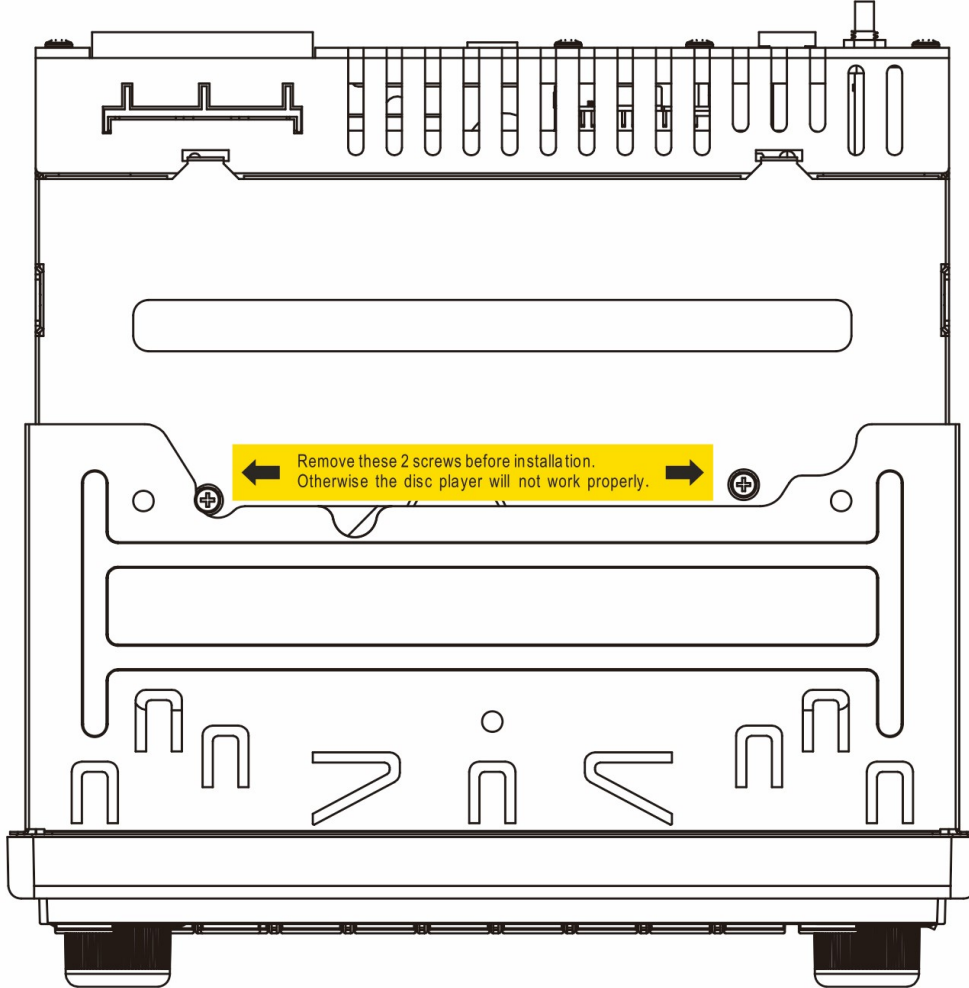
M/N: CDD7428UB-OR  
 FCC ID: Y70-CDD7428UBOR

DO NOT connect any speaker wires to the metal body or chassis of the vehicle. DO NOT connect the speaker common (-) wires to each other. Connect each speaker wire directly to each speaker terminal. All speaker common (-) wires must remain floating.




MADE IN CHINA

PN: 127071017810



Remove these 2 screws before installation. Otherwise the disc player will not work properly.



**FCC STATEMENT**  
 This device complies with Part 15 of the FCC Rules. Operation is subject to the following two conditions:  
 (1) This device may not cause harmful interference, and  
 (2) This device must accept any interference received, including interference that may cause undesired operation.


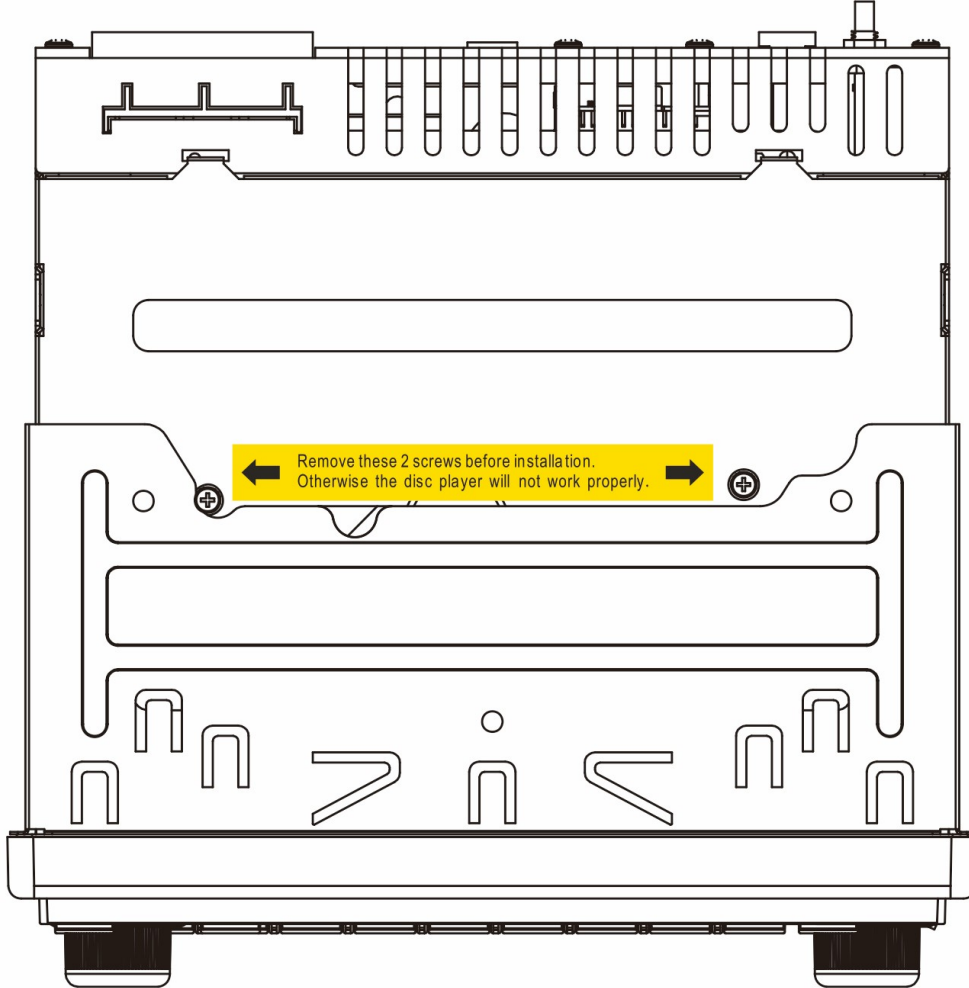
SPEAKER OUTPUT		POWER / LINE-OUT	
No.	Pin Definition	No.	Pin Definition
B1	Rear Right+/Purple	A1	NC
B2	Rear Right-/Purple and Black	A2	NC
B3	Front Right+/Gray	A3	TeleMute/Brown and Black
B4	Front Right-/Gray and Black	A4	ACC-IN/Red
B5	Front Left+/White	A5	ANT REMOTE/Blue and White
B6	Front Left-/White and Black	A6	ILLUMINATION/Pink
B7	Rear Left+/Green	A7	Battery/Yellow
B8	Rear Left-/Green and Black	A8	Ground/Black

24V  $\overline{\text{---}}$  7A max  $\oplus$  GROUND

**VDO**  
 M/N: CDD728UB-BU  
 FCC ID: Y70-CDD7428UBOR

DO NOT connect any speaker wires to the metal body or chassis of the vehicle. DO NOT connect the speaker common (-) wires to each other. Connect each speaker wire directly to each speaker terminal. All speaker common (-) wires must remain floating.

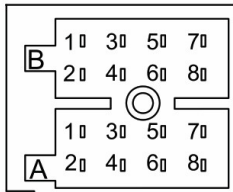
CLASS 1 LASER PRODUCT  
 MADE IN CHINA  
 PN:127071008859



**FCC STATEMENT**

This device complies with Part 15 of the FCC Rules. Operation is subject to the following two conditions:

- (1) This device may not cause harmful interference, and
- (2) This device must accept any interference received, including interference that may cause undesired operation.



**SPEAKER OUTPUT**

No.	Pin Definition
B1	Rear Right+/Purple
B2	Rear Right-/Purple and Black
B3	Front Right+/Gray
B4	Front Right-/Gray and Black
B5	Front Left+/White
B6	Front Left-/White and Black
B7	Rear Left+/Green
B8	Rear Left-/Green and Black

24V --- 7A max ⊕ GROUND



10R-04 3070

**POWER / LINE-OUT**

No.	Pin Definition
A1	NC
A2	NC
A3	TeleMute/Brown and Black
A4	ACC-IN/Red
A5	ANT REMOTE/Blue and White
A6	ILLUMINATION/Pink
A7	Battery/Yellow
A8	Ground/Black
	AUX-R/Red
	AUX-L/White
	SWR/C/Black
	MIC/Black



M/N: 2910000080900  
FCC ID: Y70-CDD7428UBOR

DO NOT connect any speaker wires to the metal body or chassis of the vehicle. DO NOT connect the speaker common (-) wires to each other. Connect each speaker wire directly to each speaker terminal. All speaker common (-) wires must remain floating.



MADE IN CHINA

PN.: 127071009381

